

Collin County, Texas

Q1

QUARTERLY REPORT

FOR FISCAL YEAR
2026

Table of Contents

HIGH LEVEL	
High Level General Fund	5
High Level Road & Bridge	9
CONSERVATION	
Agrilife Extension	14
CULTURE AND RECREATION	
Myers Park	21
FINANCIAL ADMINISTRATION	
Budget & Finance	32
Court Collections	34
Purchasing	38
Tax Assessor/Collector	42
Treasury	47
GENERAL ADMINISTRATION	
County Clerk	52
Human Resources	64
Information Technology	74
Non-Department Dues & Subscriptions	78
Records	79
Support Services	82
Telecom	86
Veteran Services	87
HEALTH & WELFARE	
Health Care	91
CAPITAL IMPROVEMENT PROGRAM	
Project Summaries	99
City Road Projects	102
County Road Projects	123
Facility Projects	164
Open Space Projects	180
Tax Notes Projects	219
JUDICIAL	
County Court at Law Clerks	229
County Courts at Law High Level	236
County Courts at Law	238
District Clerk High Level	248
District Clerk	252
JUDICIAL	
District Courts High Level	263
District Courts	265
Drug Courts - County Courts	277
Drug Courts - District Courts	280
Indigent Defense	283
Justice of the Peace - High Level	291
Justice of the Peace, Pct. 1	294
Justice of the Peace, Pct. 2	303
Justice of the Peace, Pct. 3	312
Justice of the Peace, Pct. 4	321
Law Library	330
Magistrate	333
Probate / Mental	336
Substitute Court Reporter	346
Substitute Court Reporter	349
Teen Court	349
Visiting Judge	355
LEGAL	
District Attorney - High Level	360
District Attorney	367
Non-Departmental Legal	402
PUBLIC FACILITIES	
Facilities	404
PUBLIC SAFETY	
Animal Services	414
Constable, Pct. 1	425
Constable, Pct. 2	435
Constable, Pct. 3	440
Constable, Pct. 4	453
Development Services	466
Fire Marshal	472
GIS	481
Medical Examiner	488
Sheriff's Office Courthouse Security	493
Sheriff's Office Dispatch	497
Sheriff's Office Division	503
Sheriff's Office Inmate Housing High Level	532
Sheriff's Office Inmate Housing	534
Sheriff's Office Inmate Medical Financial	550
Sheriff's Office Inmate Medical Infirmary	552

Table of Contents

PUBLIC SAFETY

Sheriff's Office Pre-Trial Release	557
---	------------

PUBLIC TRANSPORTATION

Road & Bridge	561
--------------------------	------------

High Level



GENERAL FUND

High Level



Budget & Finance Office
 2300 Bloomdale Road
 Suite 4100
 McKinney, Texas 75071
www.collincountytx.gov

HIGH LEVEL

To: Collin County Judge, Commissioners and Yoon Kim

From: Mónica Arris

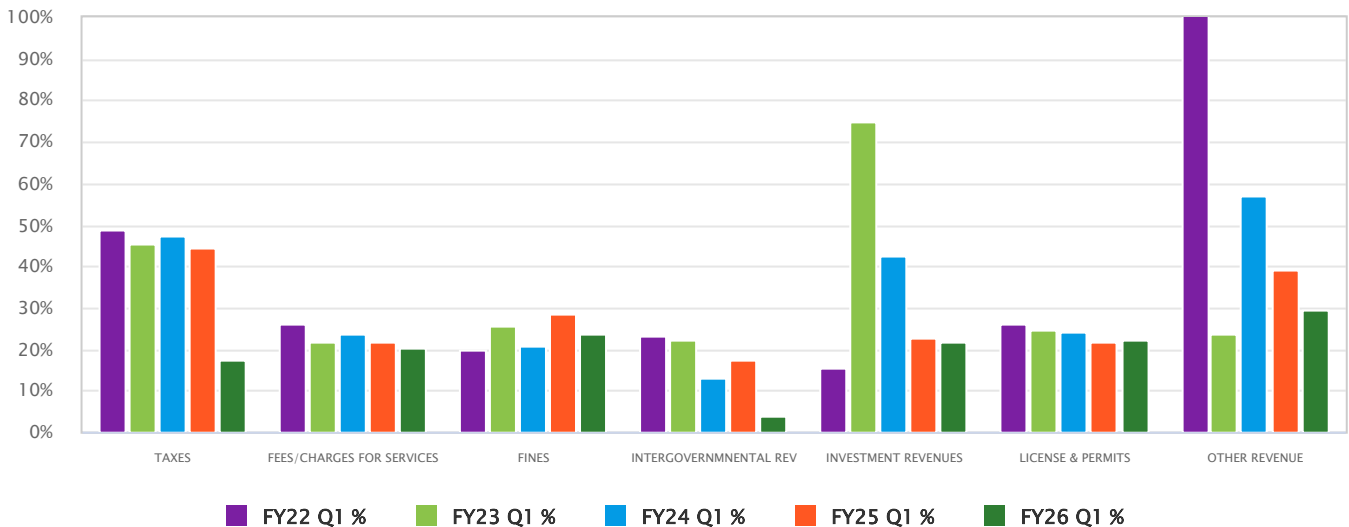
Date: January 31, 2026

Re: FY 2026 1st Quarter Report – Collin County General Fund

General Fund Revenue by Source

	FY 2026 Adopted	YTD Collections as of Q1	% of Budget	Variance to 25% of Budget
TAXES	\$277,997,517	\$47,823,455	17.2%	-\$21,675,924
FEES/CHARGES FOR SERVICES	\$22,735,362	\$4,607,644	20.3%	-\$1,076,197
FINES	\$1,149,000	\$274,826	23.9%	-\$12,424
INTERGOVERNMENTAL REV	\$9,593,770	\$356,125	3.7%	-\$2,042,318
INVESTMENT REVENUES	\$10,821,550	\$2,362,243	21.8%	-\$343,145
LICENSE & PERMITS	\$670,000	\$147,250	22.0%	-\$20,250
OTHER REVENUE	\$553,904	\$163,814	29.6%	\$25,338
Total	\$323,521,103	\$55,735,357	17.20%	\$(25,144,919)

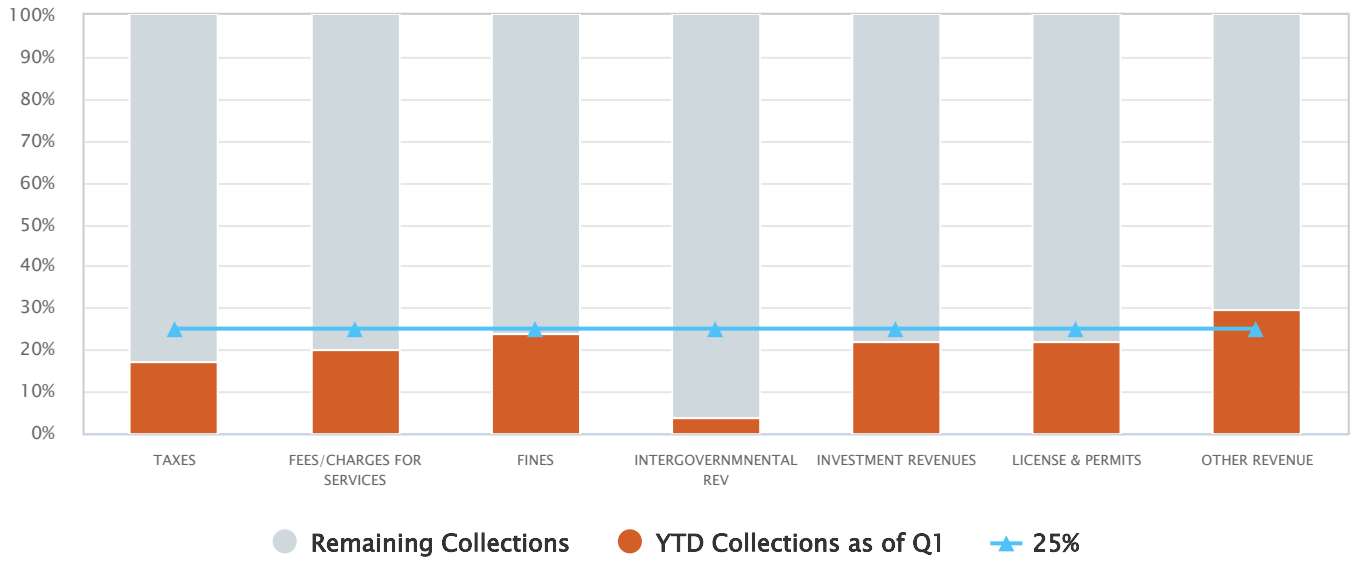
% of General Fund Revenue Collected thru 1st Quarter of Fiscal Year



GENERAL FUND

High Level

FY 2026 General Fund Revenue by Source



GENERAL FUND

High Level

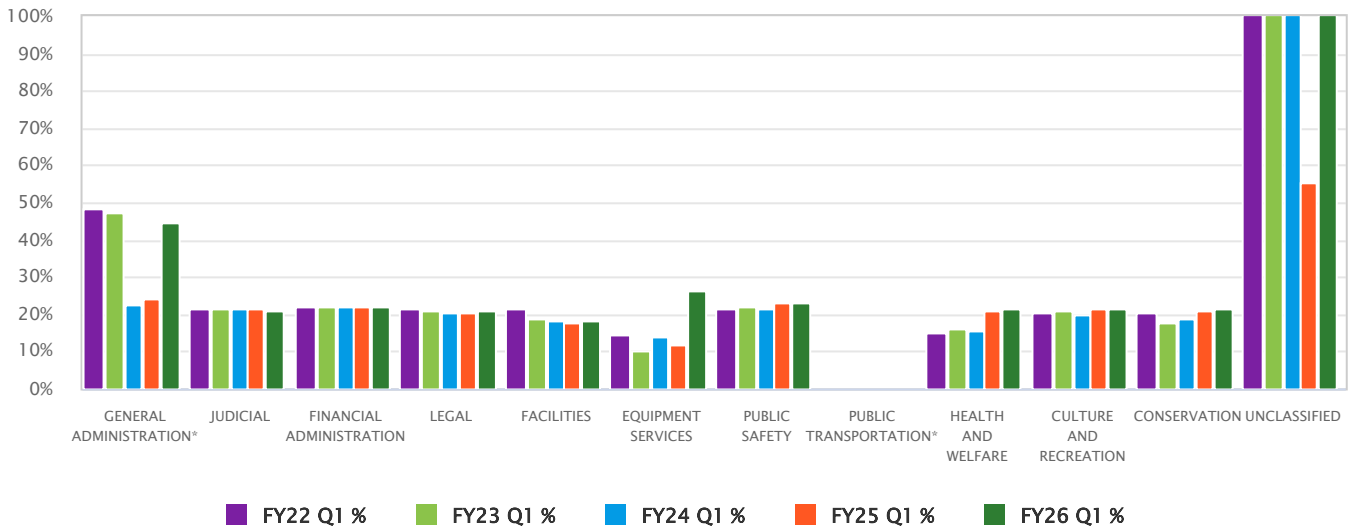
HIGH LEVEL

General Fund Expenditures by Function Area

	FY 2026 Adopted	YTD Expenditures as of Q1	% of Budget	Variance to 25% of Budget
GENERAL ADMINISTRATION*	\$79,540,280	\$35,425,530	44.54%	-\$15,540,460
JUDICIAL	\$36,757,975	\$7,732,632	21.04%	\$1,456,862
FINANCIAL ADMINISTRATION	\$21,415,849	\$4,755,521	22.21%	\$598,441
LEGAL	\$23,217,969	\$4,864,475	20.95%	\$940,017
FACILITIES	\$17,534,927	\$3,214,825	18.33%	\$1,168,907
EQUIPMENT SERVICES	\$4,120,752	\$1,089,138	26.43%	-\$58,950
PUBLIC SAFETY	\$118,025,777	\$27,243,996	23.08%	\$2,262,448
PUBLIC TRANSPORTATION*	\$0	\$65,280	-%	-\$65,280
HEALTH AND WELFARE	\$36,632,391	\$7,810,138	21.32%	\$1,347,960
CULTURE AND RECREATION	\$1,329,640	\$284,087	21.37%	\$48,323
CONSERVATION	\$388,893	\$84,069	21.62%	\$13,154
UNCLASSIFIED	\$4,046,586	\$4,046,586	100.00%	-\$3,034,940
Total	\$343,011,039	\$96,616,277	28.17%	\$(10,863,517)

*YTD Expenditures include carryover spending that is reflected in the Revised Budget.

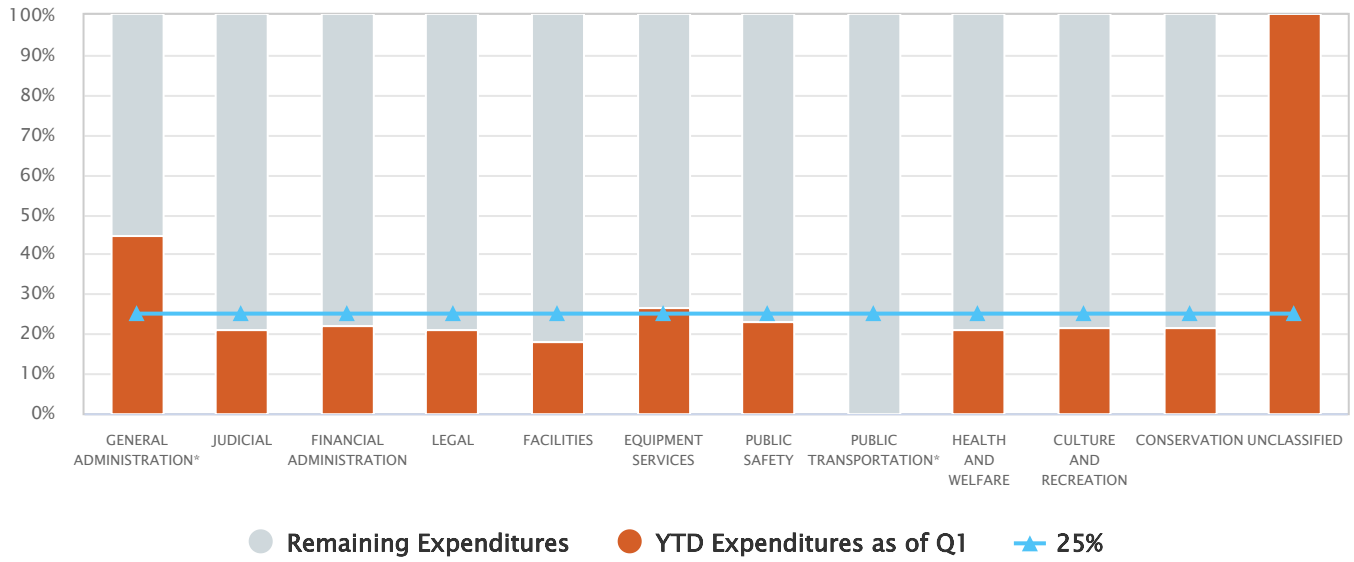
% of General Fund Expenditures Spent thru 1st Quarter of Fiscal Year



GENERAL FUND

High Level

FY 2026 General Fund Expenditures by Function Area



HIGH LEVEL

ROAD & BRIDGE FUND

High Level



COLLIN COUNTY

Budget & Finance Office
 2300 Bloomdale Road
 Suite 4100
 McKinney, Texas 75071
 www.collincountytx.gov

HIGH LEVEL

To: Collin County Judge, Commissioners and Yoon Kim

From: Mónica Arris

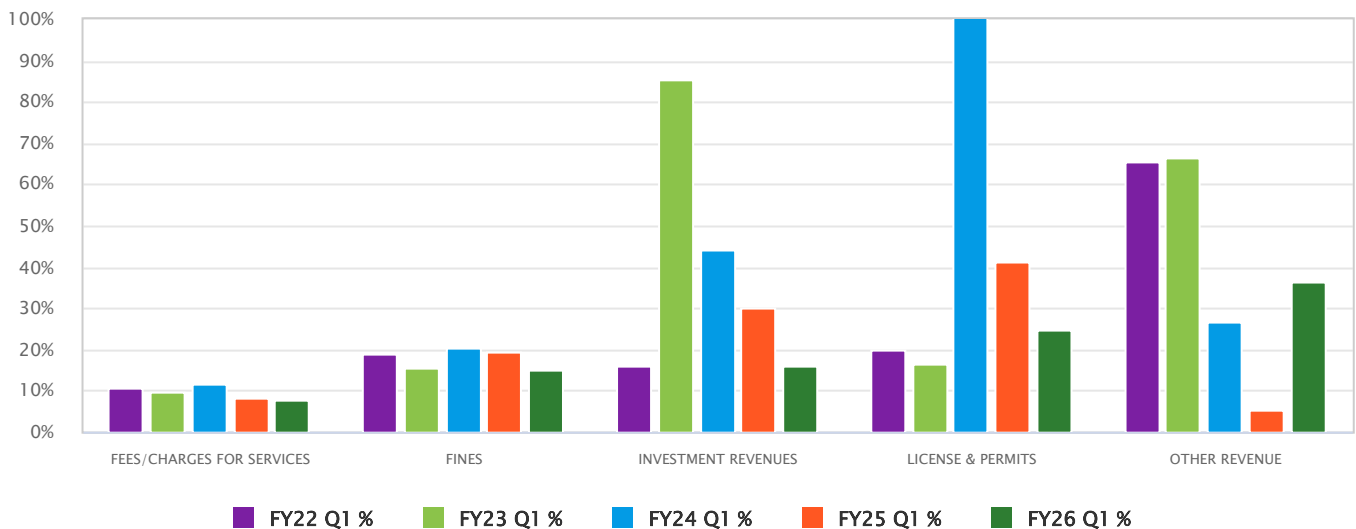
Date: January 31, 2026

Re: FY 2026 1st Quarter Report – Collin County Road and Bridge Fund

Road and Bridge Fund Revenue by Source

	FY 2026 Adopted	YTD Collections as of Q1	% of Budget	Variance to 25% of Budget
FEES/CHARGES FOR SERVICES	\$28,757,000	\$2,302,680	8.0%	-\$4,886,570
FINES	\$600,000	\$89,932	15.0%	-\$60,068
INVESTMENT REVENUES	\$2,215,000	\$373,667	16.9%	-\$180,083
LICENSE & PERMITS	\$69,000	\$17,250	25.0%	\$0
OTHER REVENUE	\$80,530	\$29,466	36.6%	\$9,334
Total	\$31,721,530	\$2,812,995	8.9%	\$(5,117,388)

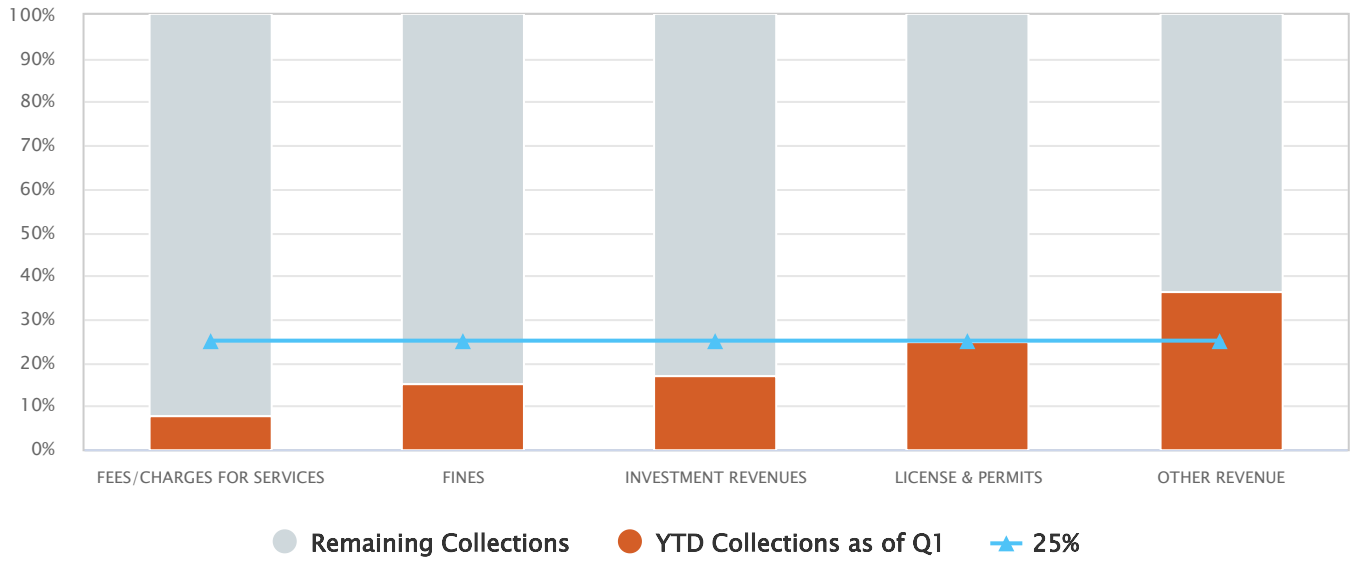
% of Road & Bridge Fund Revenue Collected thru 1st Quarter of Fiscal Year



ROAD & BRIDGE FUND

High Level

FY 2026 Road and Bridge Fund Revenue by Source



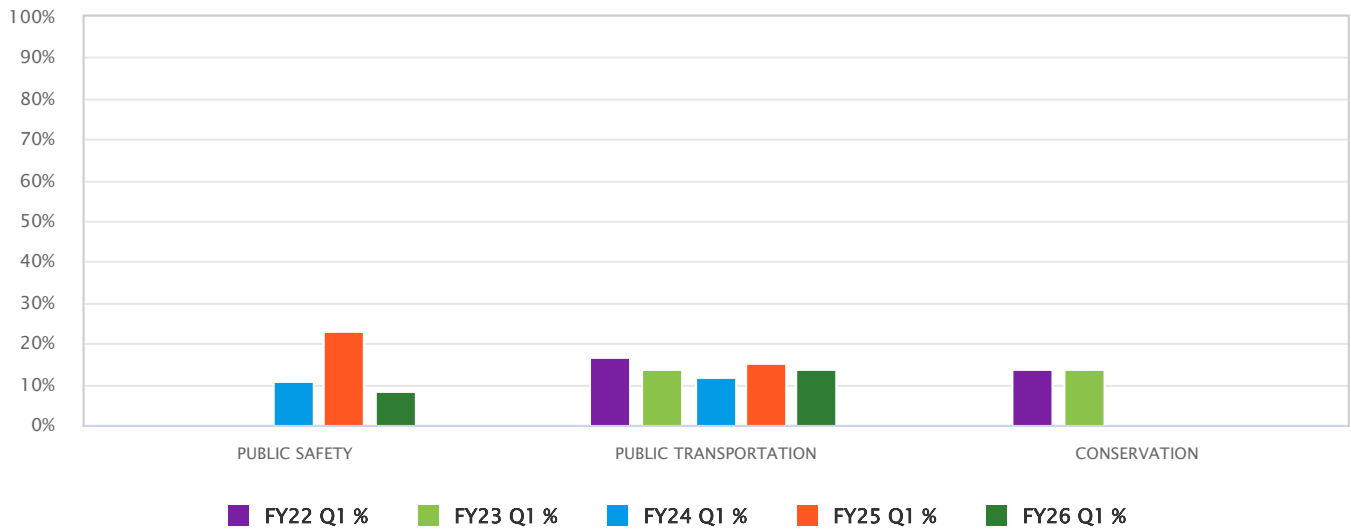
ROAD & BRIDGE FUND

High Level

Road and Bridge Fund Expenditures by Function Area

	FY 2026 Adopted	YTD Expenditures as of Q1	% of Budget	Variance to 25% of Budget
PUBLIC SAFETY	\$309,510	\$25,089	8.11%	\$52,289
PUBLIC TRANSPORTATION	\$47,884,464	\$6,564,904	13.71%	\$5,406,212
CONSERVATION	\$5,000	\$0	-%	\$1,250
Total	\$48,198,974	\$6,589,993	13.67%	\$5,459,751

% of Road & Bridge Fund Expenditures Spent thru 1st Quarter of Fiscal Year

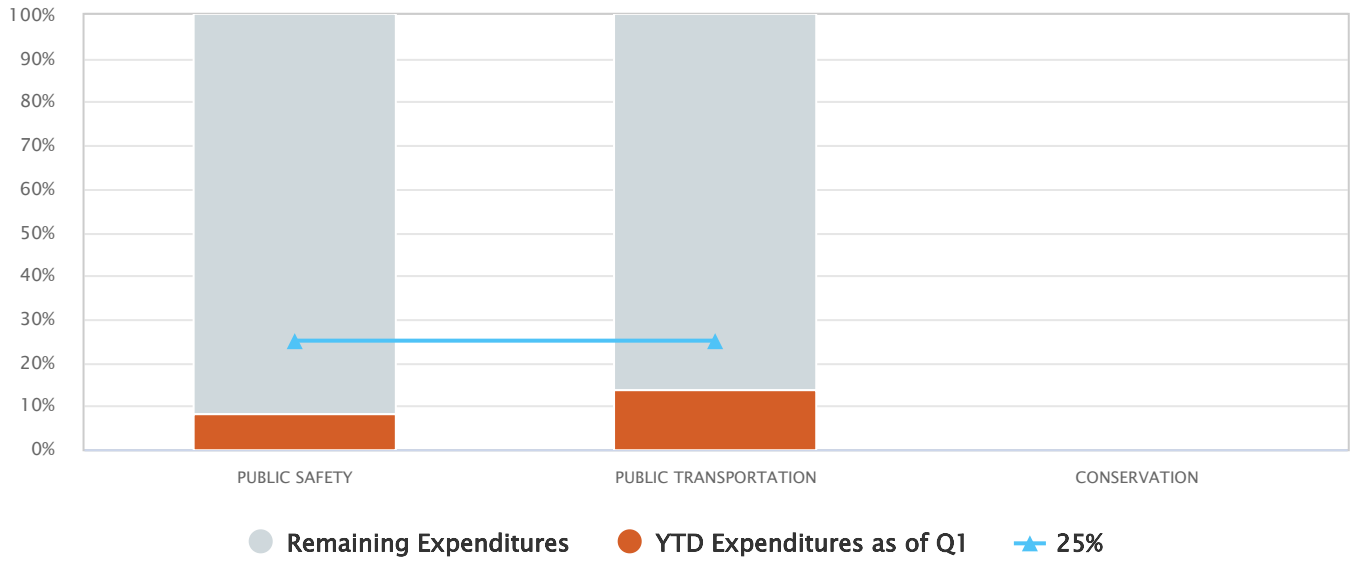


ROAD & BRIDGE FUND

High Level

HIGH LEVEL

FY 2026 Road and Bridge Fund Expenditures by Function Area



*YTD Expenditures include carryover spending that is reflected in the Revised Budget.



Conservation



AGRILIFE EXTENSION

Conservation

Major Programs Family and Community Health

Excessive weight and inactivity are consistently linked with increased incidence of chronic diseases. More than 2/3 of adults and nearly 1/3 of children and teens are obese or overweight, and Texas ranks as the 11th most obese state in the nation. Increased physical activity and improved eating habits have been associated with a greater ability to manage the complications of certain chronic diseases and delay the onset in individuals at risk. As a response, AgriLife has developed healthy lifestyle programs to be able to address these issues with an evidence based approach through education.

FY 2026 Goals & Objectives

- > Increase knowledge and adoption of best practices related to the prevention of and self-care related to certain chronic diseases. This includes appropriate dietary changes, increased physical activity, weight loss, weight management, and obtaining regular health screenings. Education will also focus on the increased risk of developing complications associated with chronic disease and best practices related to reducing ones risk of developing these complications. Although open to all, implementation will be focused on those with or at risk of developing certain chronic diseases and will be provided through Texas A&M AgriLife Extension programs such as: Fresh Start to a Healthier You, Walk Across Texas!, Dinner Tonight Cooking Schools, LGEG (Learn, Grow, Eat Youth Gardening Program), Youth Path to the Plate Expo, and Cooking Well with Diabetes.

Agriculture and Natural Resources

The Agriculture and Natural Resources program produces and implements educational seminars, programs, and workshops that provide Collin County landowners and agricultural producers with the knowledge and skills to operate a successful agricultural enterprise. This program is centered on research based information with conservation of county natural resources as a major focal point.

FY 2026 Goals & Objectives

- > To educate Collin County landowners and residents on conserving their natural resources through the use of research based information and best management practices. This is accomplished through the promotion of responsible land stewardship, sustainable production and management methods, and modern technological developments. Programs will address specific topics such as soil and water conservation, brush management, livestock health, and invasive species control among others.
- > To educate Collin County residents to improve their stewardship of the environment and Texas' native landscapes. This year's goal is to raise awareness of and promote the conservation of the blackland prairie ecoregion of Texas. Programs and information will focus on ecological history, conservation efforts, invasive species, and re-introducing ecological disturbance back into the prairie.
- > To increase participation in our Blackland Prairie chapter of the Texas Master Naturalist Association. Volunteers in the chapter will promote the blackland prairie, conduct educational events, and engage with the public on natural resource conservation.

4H and Youth Development

The 4-H and Youth Development program is designed to prepare youth to meet the challenges of childhood, adolescence and adulthood, through a coordinated, long-term, progressive series of educational experiences that enhance life skills and develop social, emotional, physical and cognitive competencies. This is achieved in Collin County through 10 community 4-H clubs as well as ongoing curriculum enrichment programs with the 22 school districts that reach into Collin County. Highlights include character education, nutrition education, agriculture education, life science curriculum, Junior Master Gardener programs, environmental science, personal development of youth, and county, state and national leadership development.

FY 2026 Goals & Objectives

- > To foster the development of responsible, productive, and self-motivated youth and adults by developing and encouraging life skills through all types of learning environments including community service, livestock shows, project activities, leadership opportunities and competitions. This year's goal is to grow and advance the 4-H organization by promotion, marketing and increasing enrollment numbers.

AGRILIFE EXTENSION

Conservation

Horticulture

Collin County Extension Horticulture is dedicated to enhancing quality of life and promoting environmental sustainability through education, research, and hands-on demonstration programs in landscaping, gardening, and small farming. A key focus is increasing public understanding of the principles and practices of Earth-Kind Sustainable Landscaping, which promotes environmental responsibility and long-term landscape success. By applying Earth-Kind techniques, citizens can help conserve water, reduce pollution and yard waste, conserve energy, and improve the beauty, biodiversity, and health of their landscapes. These techniques also help protect and promote beneficial insect populations, including pollinators, in landscape ecosystems. Earth-Kind Sustainable Landscaping provides much needed balance to landscapes which dramatically reduces maintenance, leaving more time for enjoyment. These principles also support our efforts in small acreage horticulture and homesteading, where we work directly with local growers, backyard producers, and homesteaders to improve their ability to grow and market food crops and ornamental plants in a productive, sustainable, and economically viable manner.

Extension Horticulture is also responsible for overseeing and training the Collin County Master Gardener volunteers, a vital group of community educators who share research-based horticultural knowledge with the public through outreach, events, and demonstration gardens. Through a variety of educational strategies, we equip producers, volunteers, and the public with practical knowledge and tools. The Horticulture Program Area Committee plays an essential role by identifying community needs and guiding our programming to ensure meaningful local impact.

FY 2026 Goals & Objectives

- > The Collin County Extension Horticulture Program will help conserve and protect natural resources through the use of environmental friendly landscape and garden management systems. Improve residents' ability to be successful in their garden and landscapes. Promote the use of native and/or adapted plants. Increase production and profitability of farming of horticulture crops while preserving and protecting the environment. Increase the implementation of integrated pest management (IPM) techniques. Target of 75% of participants indicating increased knowledge of Earth Kind fundamental concepts and IPM principles. Target of 75% of participants adopting practices.

Administration

Administrative Assistants play a vital role: answering phones, assisting walk-in customers, answering questions, handling day-to-day activities, providing clerical assistance (preparing newsletters and correspondence, sending news releases, developing flyers and handouts, etc.), maintaining databases, preparing special and routine reports, keeping track of the budget, coordinating volunteers and equipment. Administrative Assistants are responsible for running the office so that professional staff members can devote their time to educational activities, training volunteers, etc.

FY 2026 Goals & Objectives

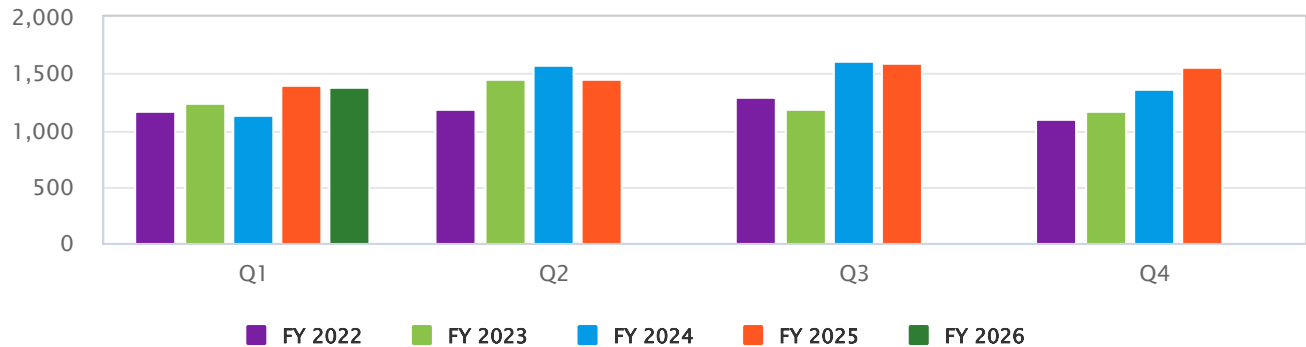
- > Provide quality customer service by telephone, in person, and by mail/email.

AGRILIFE EXTENSION

Conservation

CONSERVATION

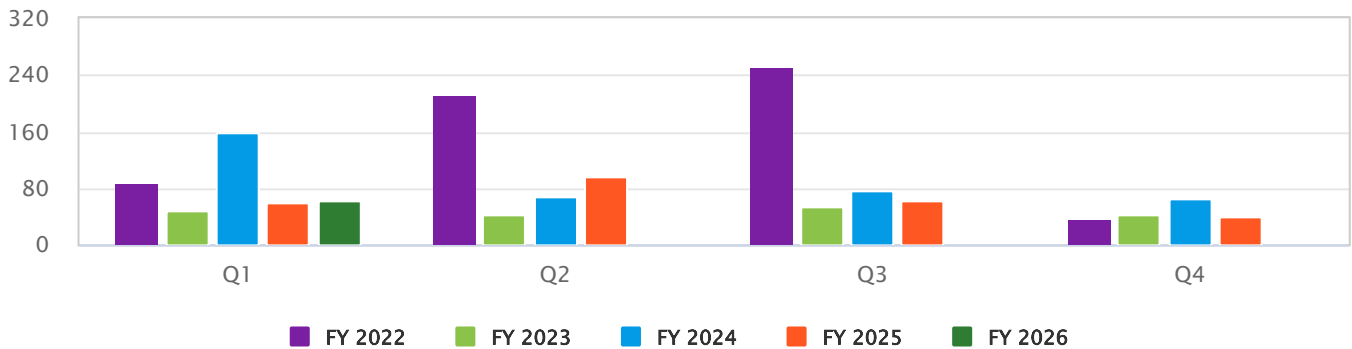
Volunteers Involved



Volunteers are trained in various aspects; in return volunteers are required to donate at least 40hrs by conducting educational programs, administrative functions, assisting w/classes.

	Q1	Q2	Q3	Q4	Total	% Change
FY 2022	1,173	1,182	1,296	1,097	4,748	0.0
FY 2023	1,245	1,451	1,192	1,176	5,064	7%
FY 2024	1,129	1,573	1,606	1,364	5,672	12%
FY 2025	1,392	1,451	1,593	1,565	6,001	6%
FY 2026	1,380	-	-	-	1,380	(77%)

Educational Programs Conducted



Texas AgriLife Extension Service- Collin County improve county residents' quality of life with custom-made educational programs which are based on community-identified needs in the areas of agriculture, environmental stewardship, youth and adult life skills, human capital and leadership and community economic development. Each County Extension Agent is dedicated to addressing a specific area in order to develop and conduct educational programs.

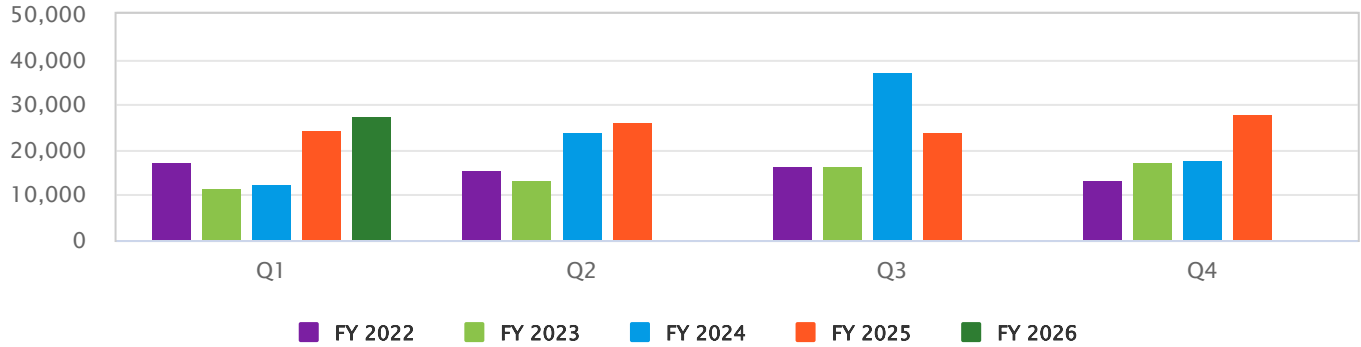
	Q1	Q2	Q3	Q4	Total	% Change
FY 2022	88	212	251	37	588	0.0
FY 2023	48	42	54	42	186	(68%)
FY 2024	158	69	76	64	367	97%
FY 2025	59	95	61	39	254	(31%)
FY 2026	62	-	-	-	62	(76%)

AGRILIFE EXTENSION

Conservation

CONSERVATION

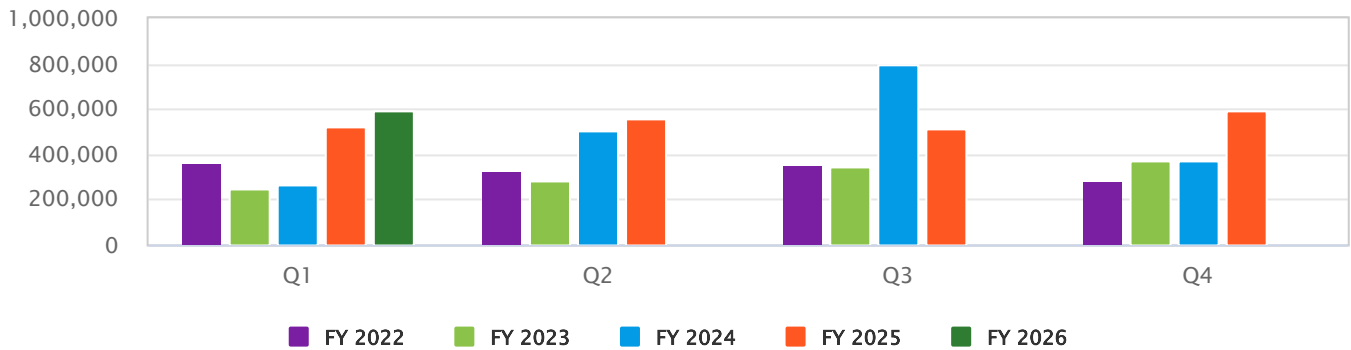
Volunteer Hours



Volunteer Hours illustrates the amount of time donated to assist Agents with educational classes, conducting programs, and general administrative duties.

	Q1	Q2	Q3	Q4	Total	% Change
FY 2022	17,193	15,313	16,510	13,425	62,441	0.0
FY 2023	11,584	13,361	16,164	17,373	58,482	(6%)
FY 2024	12,298	23,798	37,340	17,582	91,018	56%
FY 2025	24,352	25,957	24,051	27,832	102,192	12%
FY 2026	27,618	-	-	-	27,618	(73%)

Value of Volunteer Support



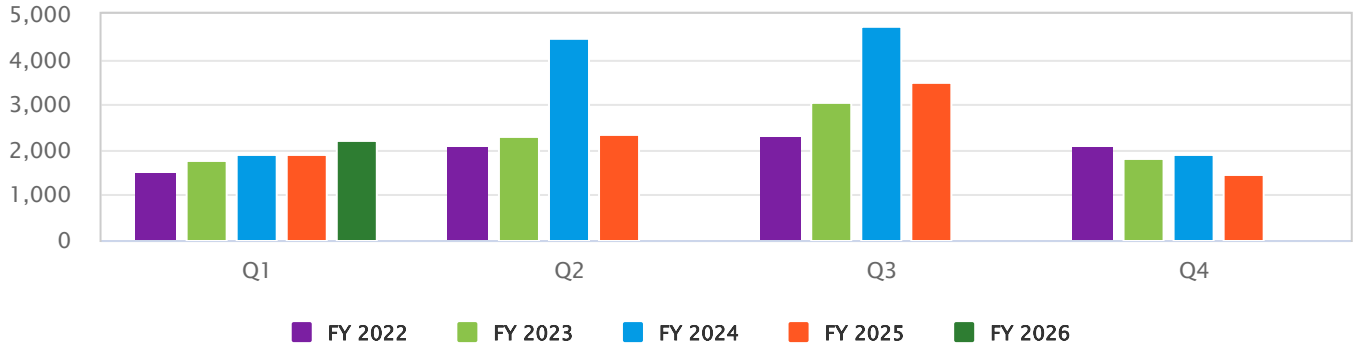
Based on the national cost per hour of the average volunteer; the Volunteer Center of Plano lists the hourly wage of a volunteer.

	Q1	Q2	Q3	Q4	Total	% Change
FY 2022	367,242	327,086	352,654	286,758	1,333,740	0.0
FY 2023	247,434	285,391	345,263	371,087	1,249,176	(6%)
FY 2024	262,685	508,325	797,582	375,552	1,944,144	56%
FY 2025	520,159	554,442	513,729	594,492	2,182,822	12%
FY 2026	589,920	-	-	-	589,920	(73%)

AGRILIFE EXTENSION

Conservation

Attendance at Volunteer Conducted Meetings



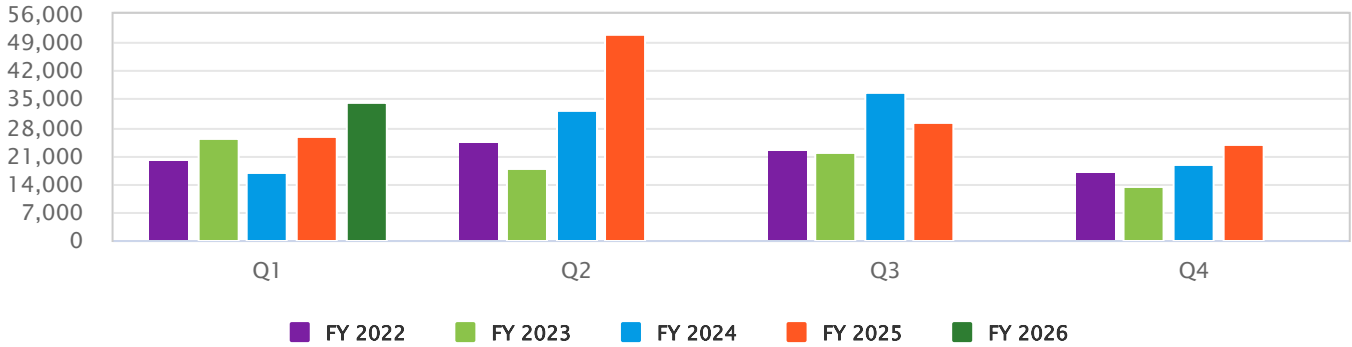
Participants who attend any type of educational activity conducted by volunteers.

	Q1	Q2	Q3	Q4	Total	% Change
FY 2022	1,514	2,068	2,279	2,066	7,927	0.0
FY 2023	1,759	2,290	3,074	1,803	8,926	13%
FY 2024	1,912	4,465	4,728	1,912	13,017	46%
FY 2025	1,916	2,345	3,517	1,463	9,241	(29%)
FY 2026	2,215	-	-	-	2,215	(76%)

AGRILIFE EXTENSION

Conservation

Total Extension Program Participants



Community involvement is essential to the Extension office in conducting programs and advancing the goal of fostering development by increasing participants’ knowledge of fundamental concepts, acquisition of new skills, and changed behaviors. Includes volunteers involved, contacts by volunteers, attendance at volunteer conducted group meetings, contacts by agents, attendance at agent-conducted group meetings, etc excluding newsletters and mass media.

	Q1	Q2	Q3	Q4	Total	% Change
FY 2022	19,645	24,069	22,139	16,688	82,541	0.0
FY 2023	25,153	17,959	21,578	13,375	78,065	(5%)
FY 2024	17,034	32,343	36,612	18,655	104,644	34%
FY 2025	25,651	50,884	29,455	23,884	129,874	24%
FY 2026	33,947	-	-	-	33,947	(74%)

March and April are always busy for educational presentations. The Garden Show hosted by our Master Gardeners in March and April is prime time for programming.

NOTE: All the statistics presented above reflect combined efforts of all agents and administrative staff. “Numbers for Volunteers Involvement, Educational Programs Conducted, Volunteer Hours, Value of Volunteer Support and Attendance at Volunteer Conducted Meetings decreased because of the COVID-19.”

Culture and Recreation



MYERS PARK

Culture and Recreation

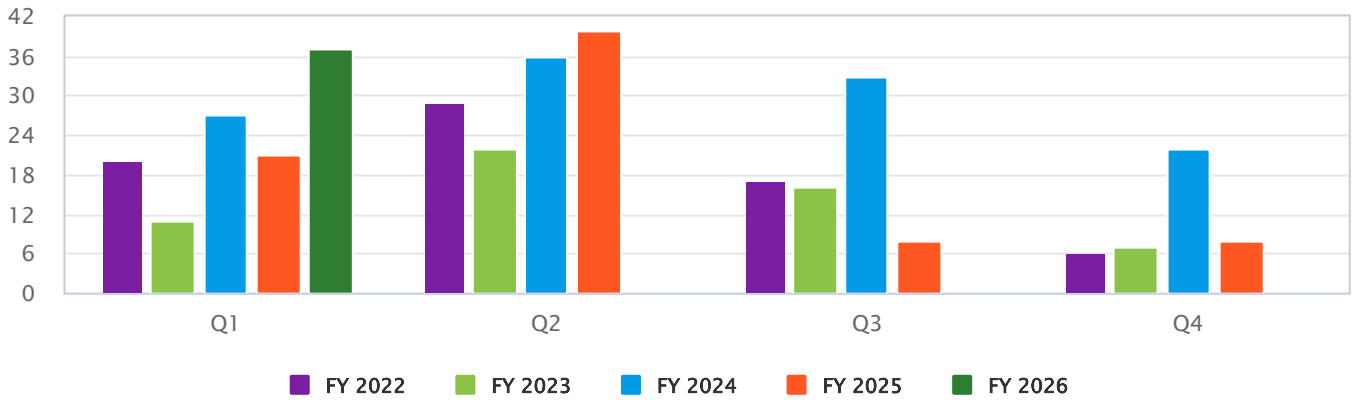
Promoting Events Center

Marketing and promotion of Myers Park & Event Center. Major work activities include; preparation of promotional materials, press releases, and development of marketing strategy. Also includes attending key community events and networking opportunities. Additional promotional functions: photographing events and activities, working with local tourism agencies, assisting clients with event development.

Goals & Objectives

1. To place 20 advertisements or articles in local news media/magazine outlets by September 30th.
2. To log 40,000 views of Myers Park & Event Center website by September 30th.
3. To add 200 "Likes" to the Myers Park & Event Center and Collin County Farm Museum Facebook page by September 30th.
4. To attend 350 networking, community, new client meetings or events by September 30th.

Advertisements & Articles Published

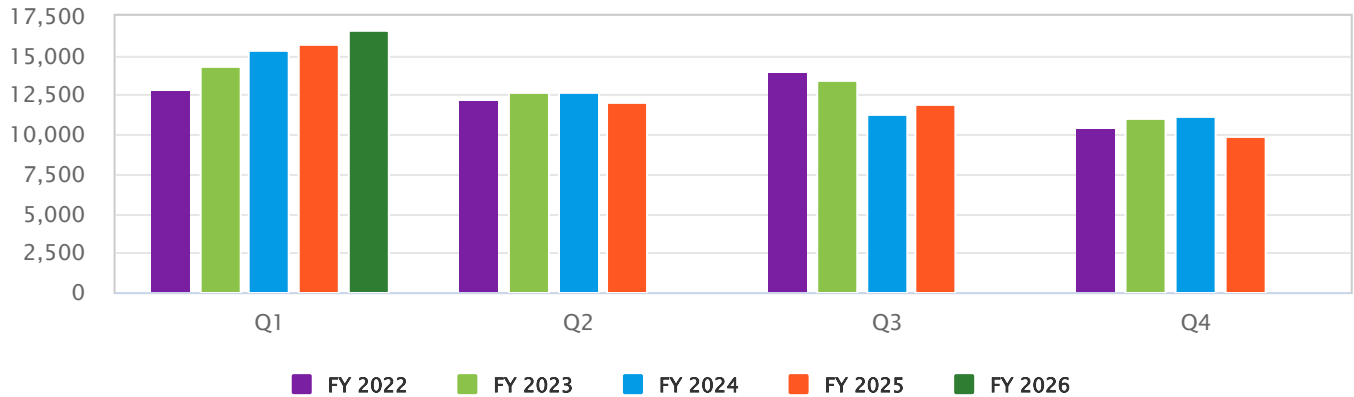


	Q1	Q2	Q3	Q4
FY 2022	20	29	17	6
FY 2023	11	22	16	7
FY 2024	27	36	33	22
FY 2025	21	40	8	8
FY 2026	37	-	-	-
Average	23	32	19	11

MYERS PARK

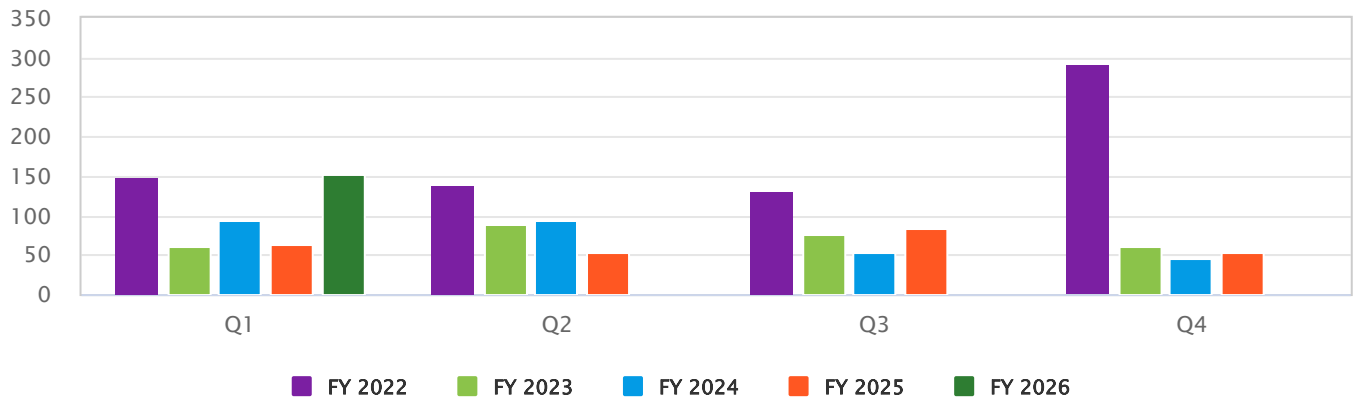
Culture and Recreation

Views on Myers Park & Event Center Website



	Q1	Q2	Q3	Q4
FY 2022	12,845	12,135	13,930	10,424
FY 2023	14,308	12,683	13,471	11,009
FY 2024	15,313	12,744	11,241	11,199
FY 2025	15,760	12,103	11,915	9,861
FY 2026	16,557	-	-	-
Average	14,957	12,416	12,639	10,623

Added Likes on Facebook

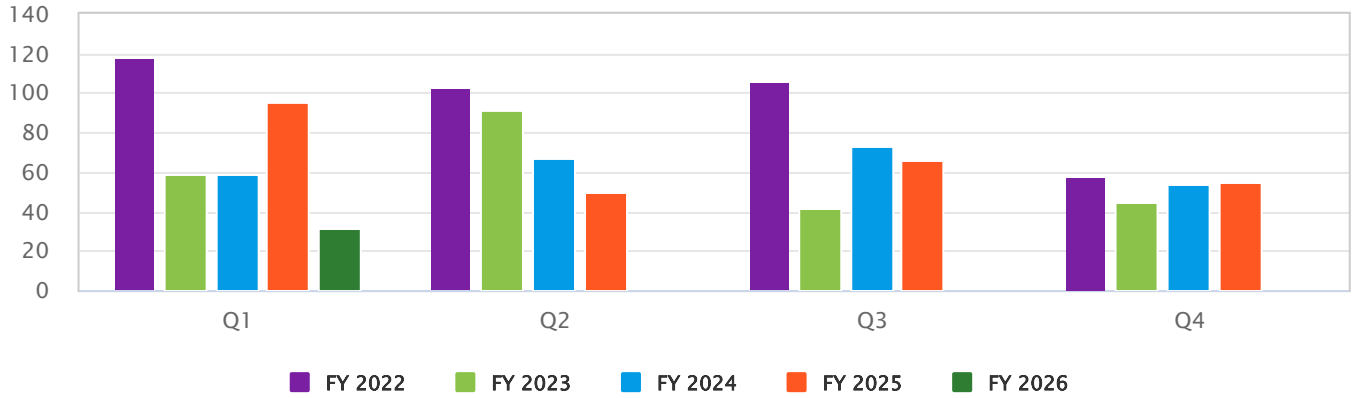


	Q1	Q2	Q3	Q4
FY 2022	150	140	131	291
FY 2023	60	89	76	60
FY 2024	94	94	53	45
FY 2025	63	52	84	54
FY 2026	152	-	-	-
Average	104	94	86	113

MYERS PARK

Culture and Recreation

Networking, Community & New Client Meetings Attended



	Q1	Q2	Q3	Q4
FY 2022	118	102	106	58
FY 2023	59	91	42	45
FY 2024	59	67	73	54
FY 2025	95	50	66	55
FY 2026	31	-	-	-
Average	72	78	72	53

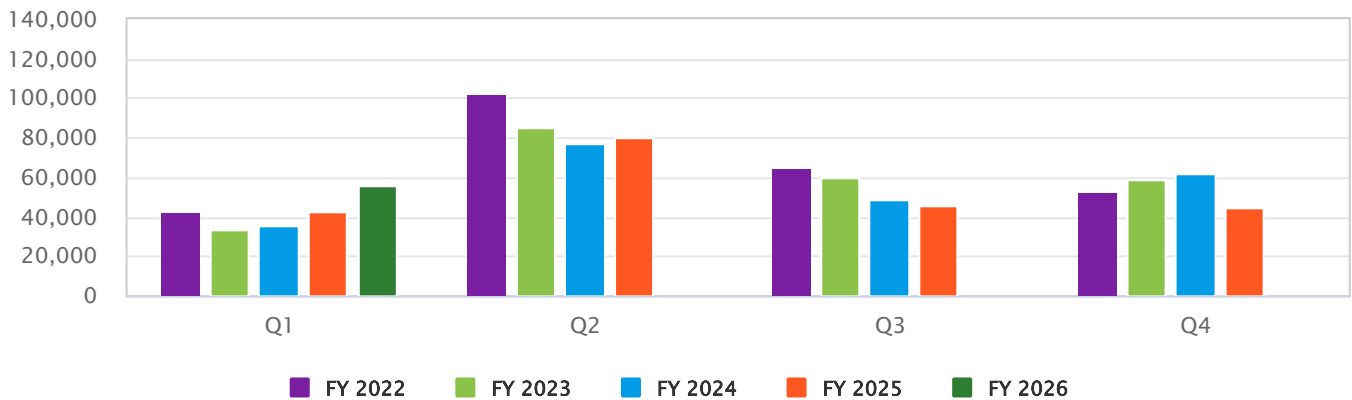
MYERS PARK

Culture and Recreation

Financial Management

Management and coordination of rental use, event details and Collin County Farm Museum revenues. Major work activities include; executing use agreements, fee collection, record keeping, detailing necessary facility set-ups with maintenance staff, working with clients to produce a successful event at any Myers Park location. Also includes planning for staff coverage during events, coordinating park functions before, during and after events, making on-site visits and follow-up with clients to ensure satisfaction. Additional revenue functions: preparation and dissemination of correspondence, contracts, proposals, schedules, tours, events and programs. The revenue program also includes contact with users and the public both in person, digitally and by phone including assistance with local tourism agencies, other departments and response to emergencies or facility repair issues. Data is provided by Myers Park and tracked in the financial system.

Myers Park Rental Revenue



	Q1	Q2	Q3	Q4
FY 2022	42,610	102,838	64,639	52,328
FY 2023	33,230	84,716	60,302	59,200
FY 2024	35,055	77,544	48,782	61,730
FY 2025	42,460	80,332	45,927	44,835
FY 2026	55,850	-	-	-
Average	41,841	86,358	54,912	54,523

MYERS PARK

Culture and Recreation

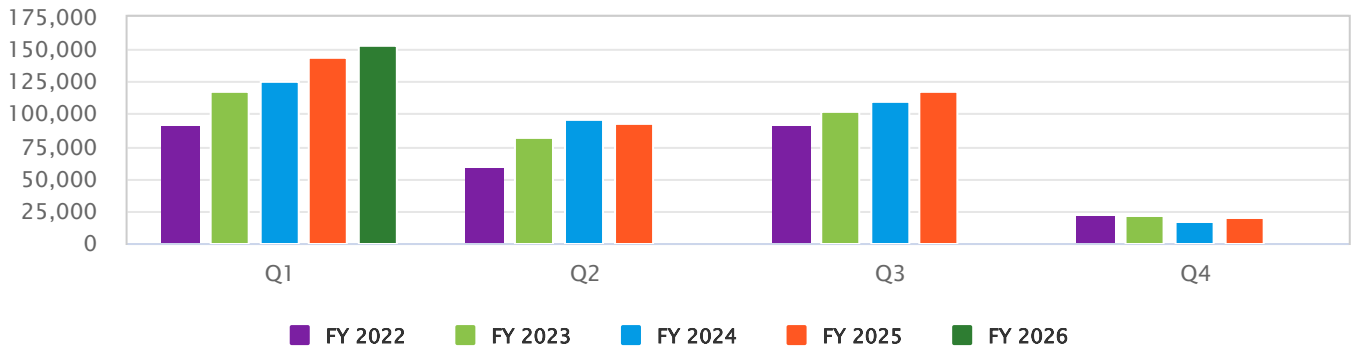
Myers Park Events

To provide educational and recreational facility use for the community of Collin County. Data reported by Myers Park.

Goals & Objectives

- Schedule and complete 200 events by September 30th.

Myers Park Event Attendance

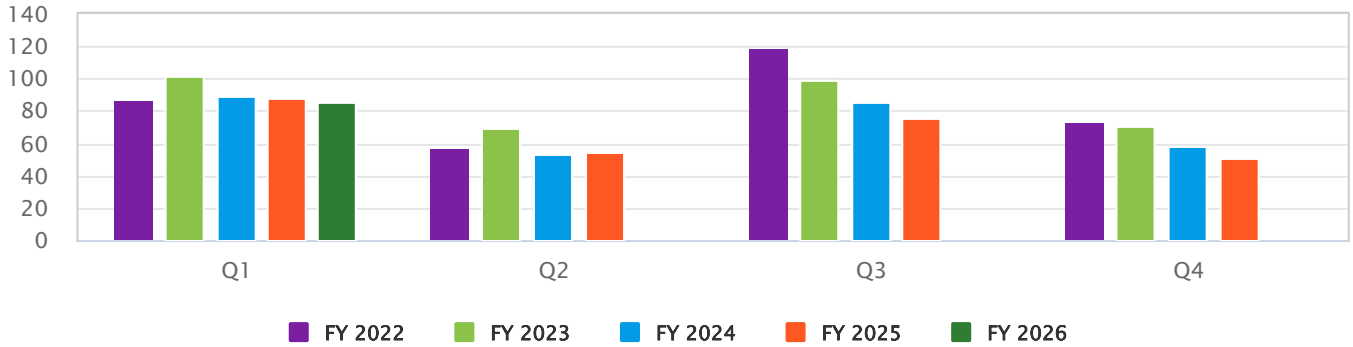


	Q1	Q2	Q3	Q4
FY 2022	91,117	58,921	92,114	21,814
FY 2023	117,459	81,597	102,018	21,127
FY 2024	126,172	95,820	109,183	16,825
FY 2025	144,618	92,383	117,433	20,214
FY 2026	152,711	-	-	-
Average	126,415	82,180	105,187	19,995

MYERS PARK

Culture and Recreation

Myers Park # of Events

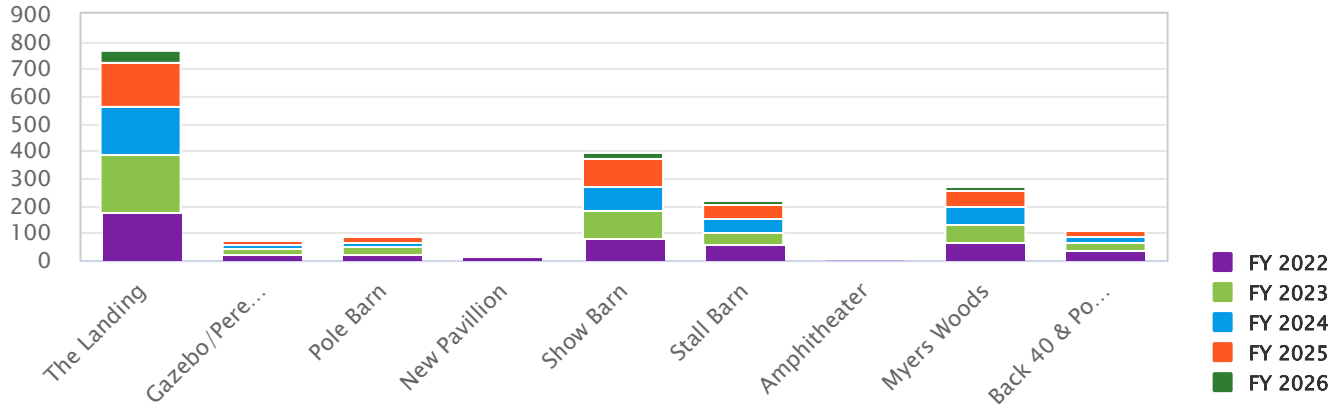


	Q1	Q2	Q3	Q4
FY 2022	87	57	119	73
FY 2023	101	69	99	71
FY 2024	89	53	85	58
FY 2025	88	55	76	51
FY 2026	86	-	-	-
Average	90	59	95	63

MYERS PARK

Culture and Recreation

Myers Park Use by Facility



	FY 2022	FY 2023	FY 2024	FY 2025	FY 2026
The Landing	179	212	169	164	47
Gazebo/Perennial Garden	24	18	15	14	4
Pole Barn	24	25	20	17	2
New Pavillion	11	4	4	2	1
Show Barn	82	101	87	102	25
Stall Barn	58	48	46	56	14
Amphitheater	4	10	0	1	1
Myers Woods	64	71	61	57	21
Back 40 & Polo Field	37	30	23	21	7

MYERS PARK

Culture and Recreation

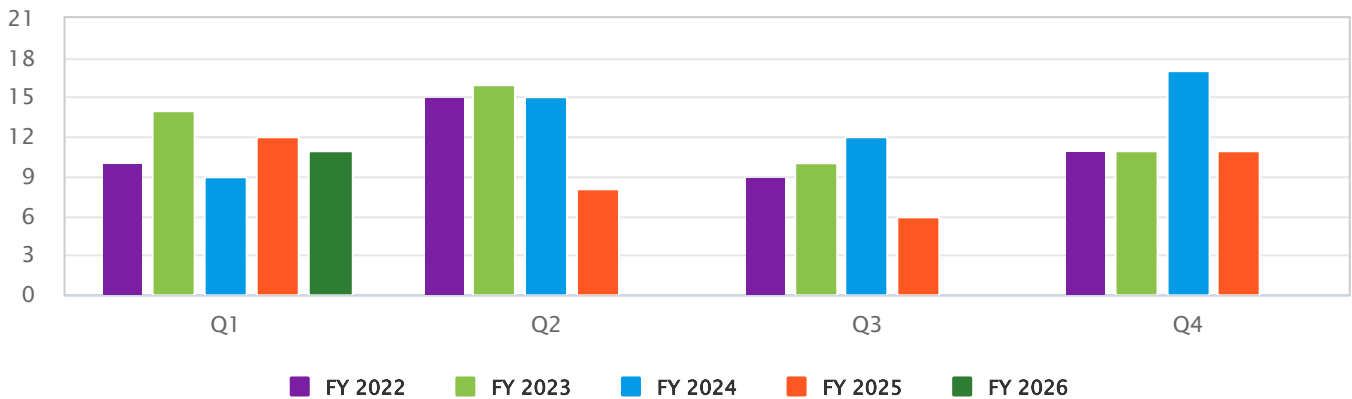
Ground Maintenance

Maintenance of grounds and facilities throughout the year. Preparation, maintenance and restoration of facilities and grounds for events. Ground staff works with various departments and outside groups on projects at Myers Park, these projects require hours of ground preparation, trenching, hauling compost and mulch, assistance using large equipment and more. Duty areas are varied -mowing, arena assembly, ground preparation for various animal competitions, limb removal, pond water quality, maintaining inventory of expendable items, welding repairs, and more. Staff development in this area has enabled in-house licensure for pesticide application and irrigation installation and maintenance. Grounds maintenance operations include the safe operation of heavy equipment for arena maintenance, acreage mowing and park improvements.

Goals & Objectives

1. Complete 30 Total projects to include: irrigation, special Myers Park, internal and external group projects by September 30th.
2. Complete 400 Event and Program set up/tear downs safely by September 30th.

Grounds Projects Completed

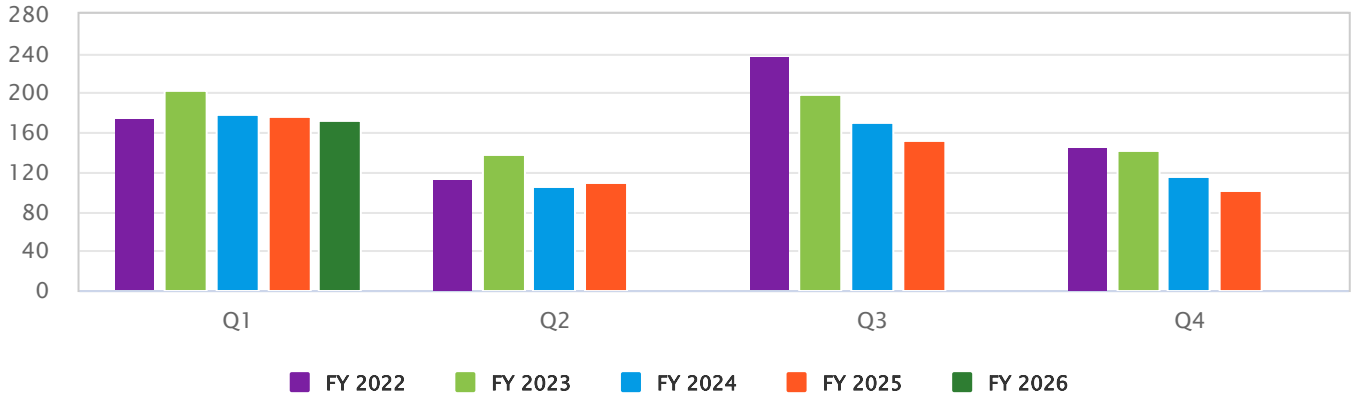


	Q1	Q2	Q3	Q4
FY 2022	10	15	9	11
FY 2023	14	16	10	11
FY 2024	9	15	12	17
FY 2025	12	8	6	11
FY 2026	11	-	-	-
Average	11	14	9	13

MYERS PARK

Culture and Recreation

Safe Event Setup & Tear Down



	Q1	Q2	Q3	Q4
FY 2022	174	114	238	146
FY 2023	202	138	198	142
FY 2024	178	106	170	116
FY 2025	176	110	152	102
FY 2026	172	-	-	-
Average	180	117	190	127

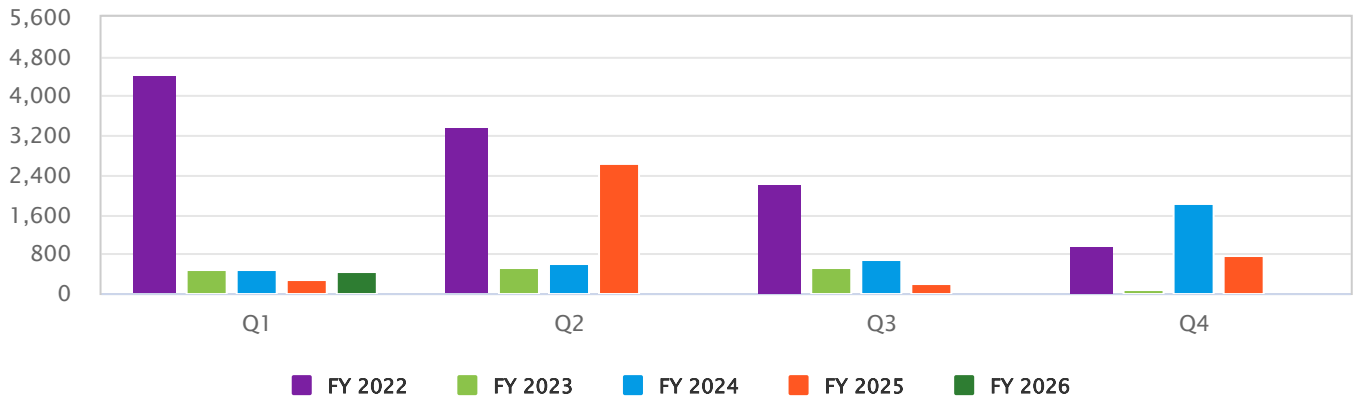
MYERS PARK

Culture and Recreation

Farm Museum

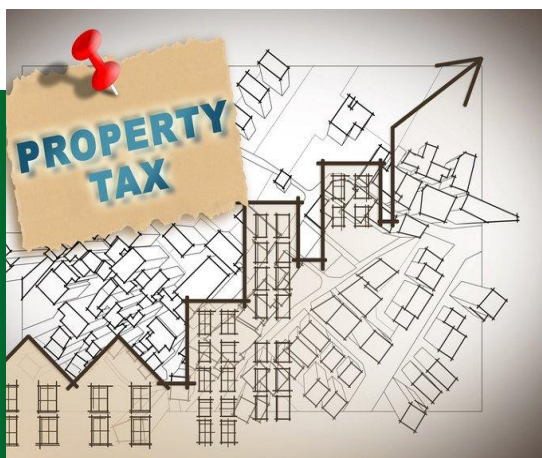
The Collin County Farm Museum strives to develop a better understanding and appreciation of Collin County’s rural heritage from the earliest settlement through the 1960s. The Collin County Farm Museum consists of 8,528 square feet of collections and restoration exhibits in the Wells Building. Data reported by Myers Park.

Farm Museum Visitors & Participants



	Q1	Q2	Q3	Q4
FY 2022	4,421	3,379	2,245	956
FY 2023	476	540	520	81
FY 2024	469	623	683	1,839
FY 2025	276	2,657	192	768
FY 2026	436	-	-	-
Average	1,216	1,800	910	911

These numbers do not include outreach participants.



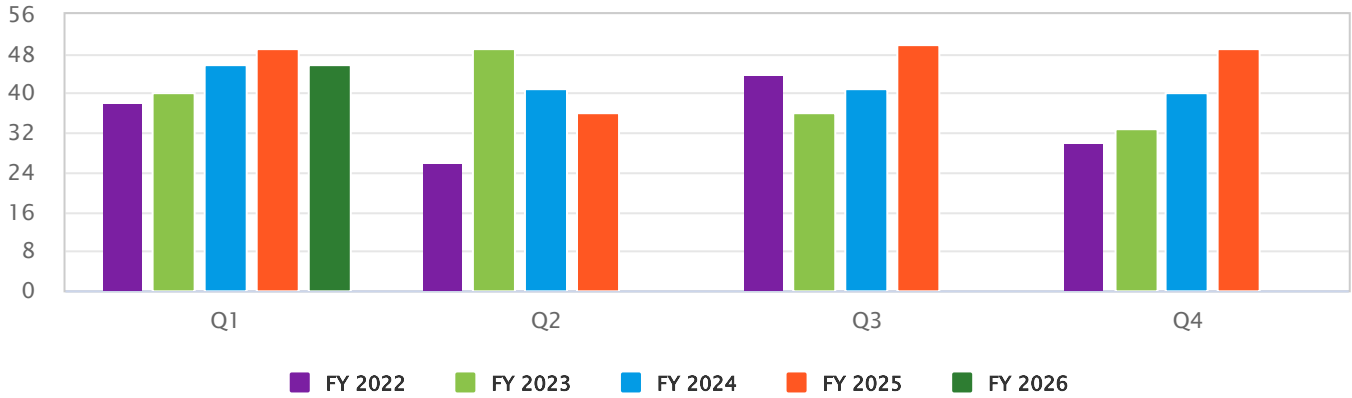
Financial Administration



BUDGET & FINANCE

Financial Administration

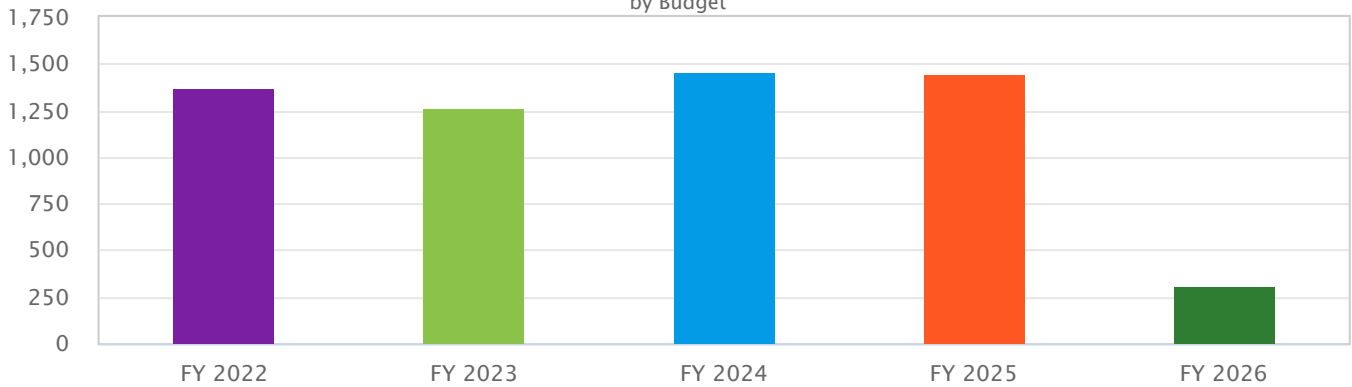
Repair/Replace Requests Processed



	Q1	Q2	Q3	Q4	Total
FY 2022	38	26	44	30	138
FY 2023	40	49	36	33	158
FY 2024	46	41	41	40	168
FY 2025	49	36	50	49	184
FY 2026	46	-	-	-	46

Agendas Processed

by Budget



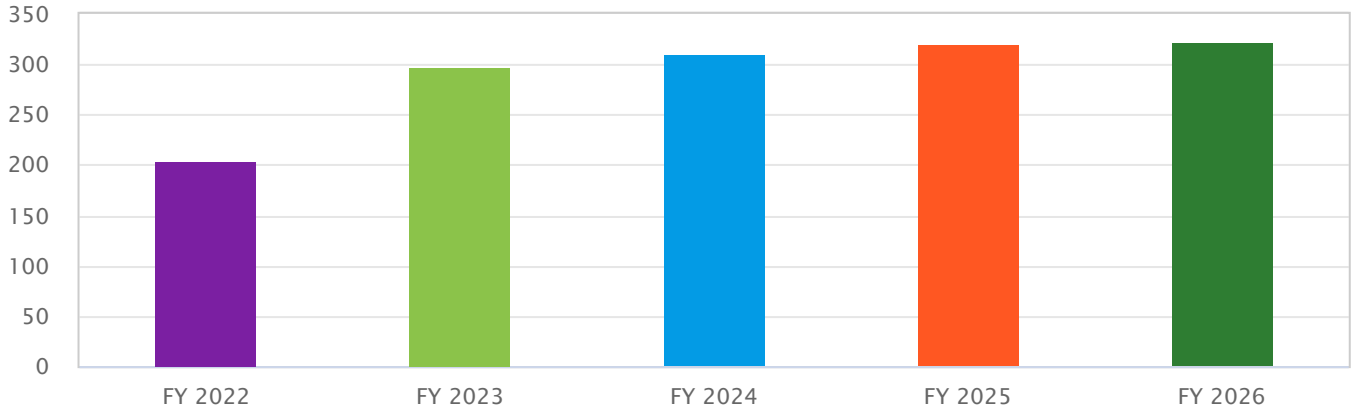
	FY 2022	FY 2023	FY 2024	FY 2025	FY 2026
Agendas	1,374	1,268	1,462	1,450	308

Does not include agendas not routed to the Budget Dept that are submitted by Administrative Services, Commissioners Court and Human Resources.

BUDGET & FINANCE

Financial Administration

Annual Department Improvement Requests



	FY 2022	FY 2023	FY 2024	FY 2025	FY 2026
Requests	204	299	310	321	323

COURT COLLECTIONS

Financial Administration

Criminal Court Collections

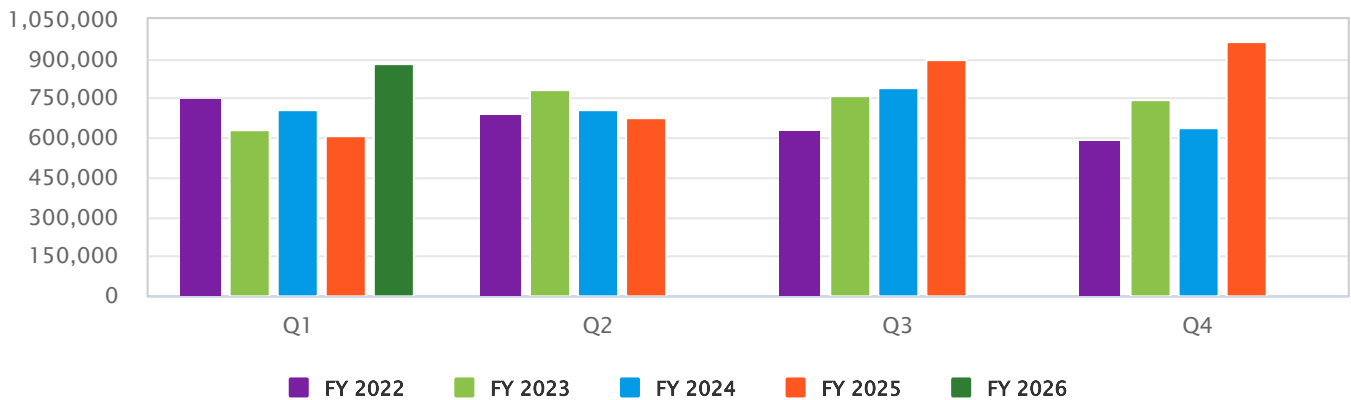
Conducting in person interviews with defendants to determine his/her financial ability to pay court costs, fines and fees imposed by the criminal county courts. The clerk monitors the defendants' payment process until all costs are paid in full.

Description of measures as reported from County Clerk Court Collections Department-RevQ Software System.

FY 2026 Goals & Objectives

- > Improve the collection of court costs, fines and fees related to misdemeanor convictions for Collin County.

County Courts Dollars Assessed

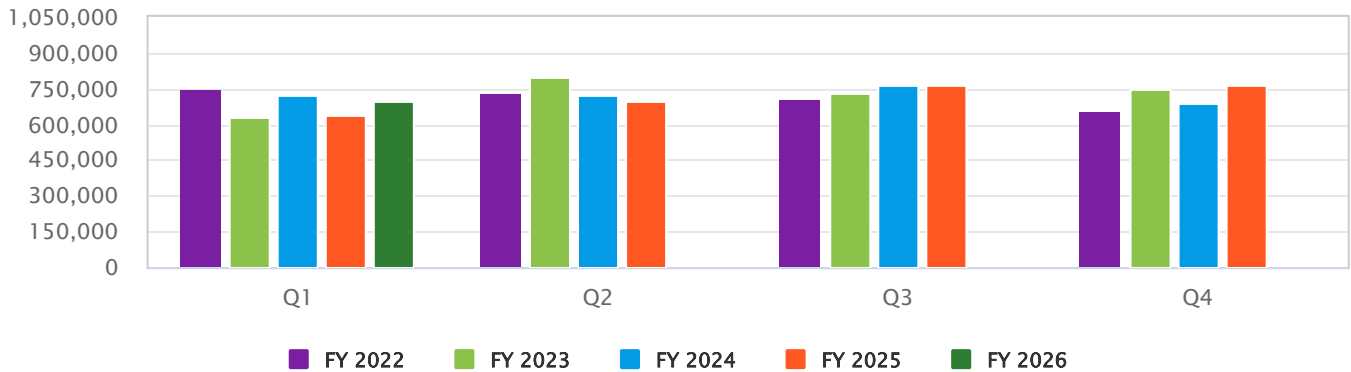


	Q1	Q2	Q3	Q4	Total
FY 2022	749,952	691,377	630,893	590,629	2,662,851
FY 2023	628,410	780,054	760,202	746,159	2,914,825
FY 2024	704,538	703,895	794,915	637,472	2,840,820
FY 2025	606,546	673,429	899,774	966,220	3,145,969
FY 2026	881,602	-	-	-	881,602

COURT COLLECTIONS

Financial Administration

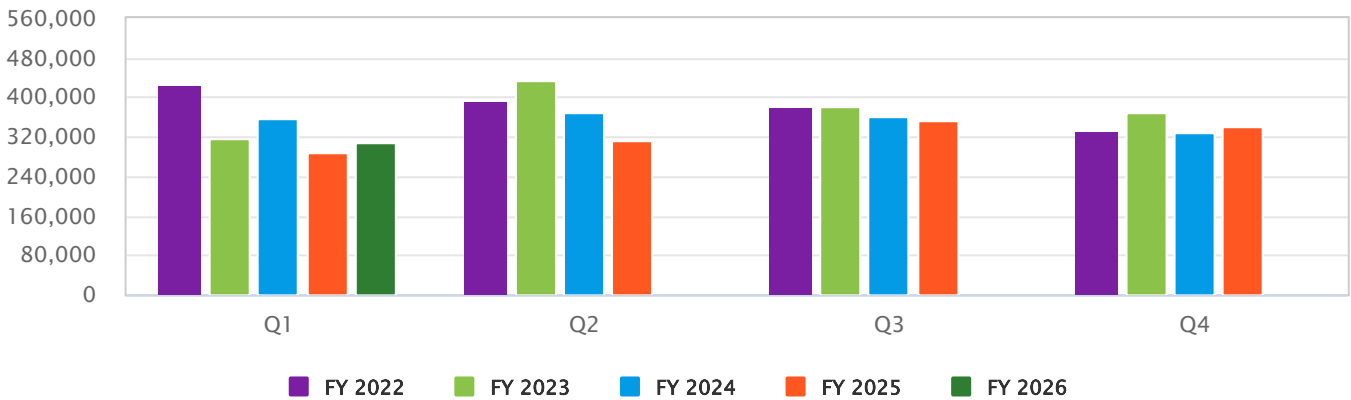
County Courts Total Collected



	Q1	Q2	Q3	Q4	Total
FY 2022	748,768	728,457	707,117	658,153	2,842,495
FY 2023	633,772	800,033	726,727	747,410	2,907,942
FY 2024	724,716	724,397	761,230	686,839	2,897,182
FY 2025	638,611	698,597	767,627	768,274	2,873,108
FY 2026	698,767	-	-	-	698,767

Includes dollars collected, jail credit, and community service

County Courts Dollars Collected

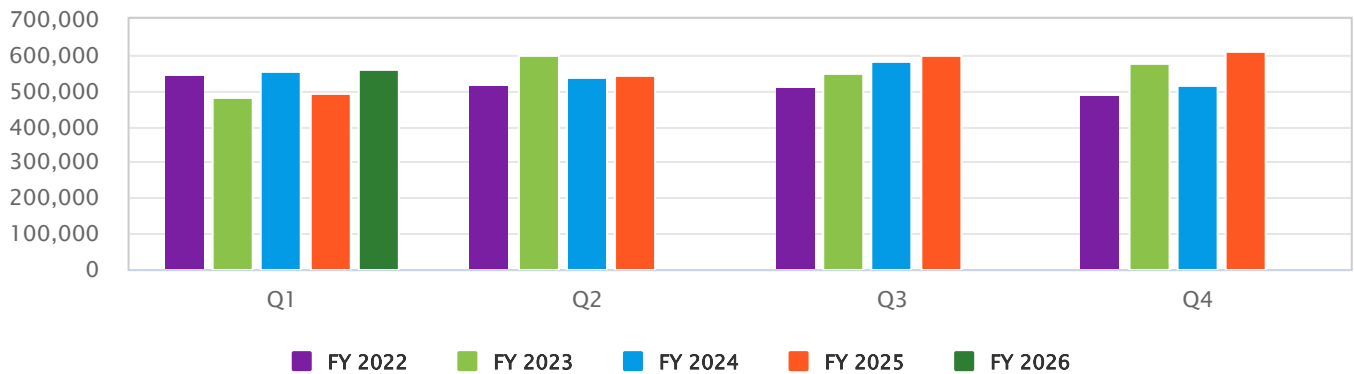


	Q1	Q2	Q3	Q4	Total
FY 2022	426,878	395,204	380,115	333,051	1,535,248
FY 2023	314,950	433,521	379,890	369,233	1,497,594
FY 2024	356,165	369,089	361,287	328,418	1,414,959
FY 2025	288,306	311,428	354,057	342,179	1,295,969
FY 2026	310,219	-	-	-	310,219

COURT COLLECTIONS

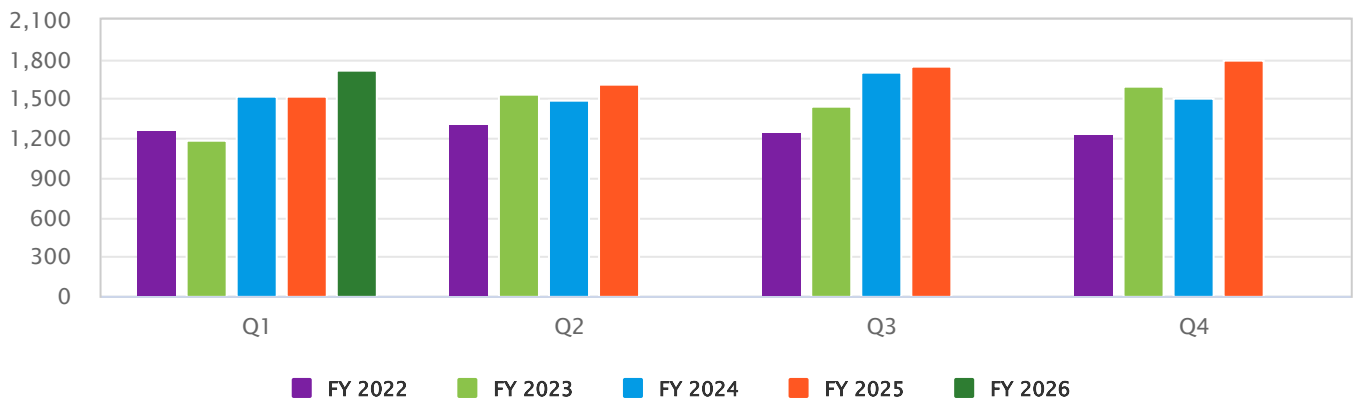
Financial Administration

0-30 Day Collections with Jail Credit



	Q1	Q2	Q3	Q4	Total
FY 2022	543,702	514,842	508,541	484,914	2,051,999
FY 2023	480,820	598,029	547,809	577,472	2,204,130
FY 2024	555,793	534,864	581,736	513,202	2,185,595
FY 2025	494,697	543,447	600,792	611,809	2,250,745
FY 2026	559,542	-	-	-	559,542

County Courts New Payment Plans

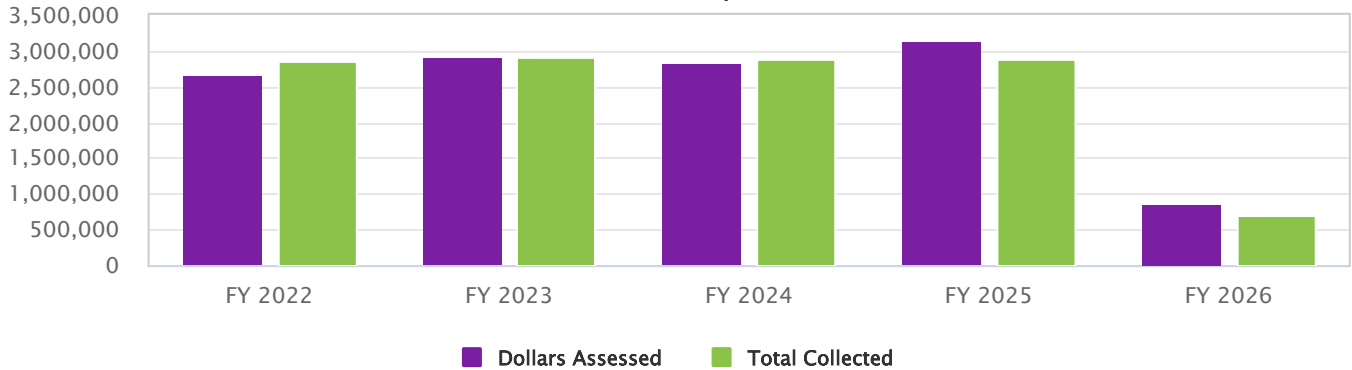


	Q1	Q2	Q3	Q4	Total
FY 2022	1,265	1,302	1,250	1,235	5,052
FY 2023	1,181	1,534	1,440	1,594	5,749
FY 2024	1,520	1,498	1,710	1,509	6,237
FY 2025	1,515	1,606	1,752	1,791	6,664
FY 2026	1,721	-	-	-	1,721

COURT COLLECTIONS

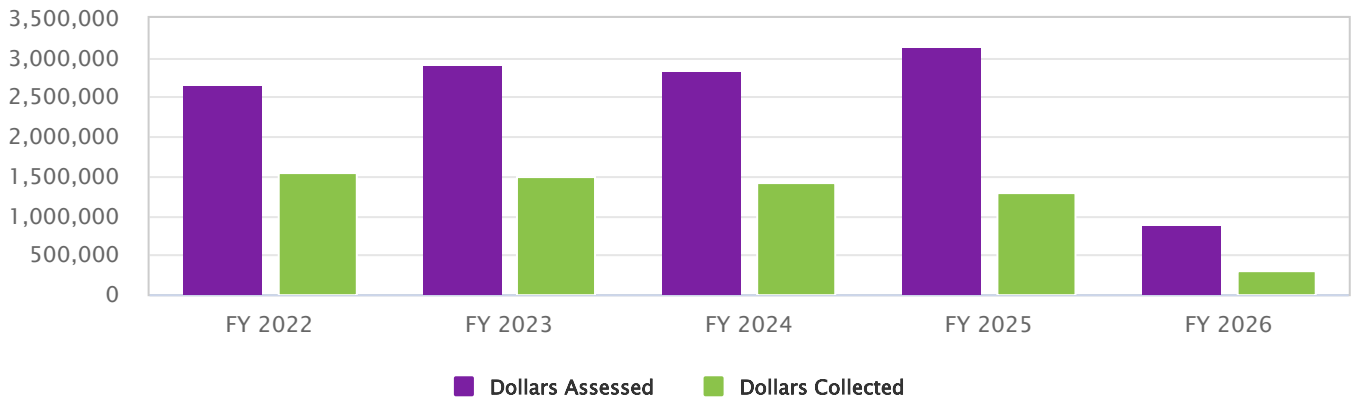
Financial Administration

County Courts Dollars Assessed vs. Total Dollars Collected (Includes Jail Credit and Community Service)



	Dollars Assessed	Total Collected
FY 2022	2,662,851	2,842,495
FY 2023	2,914,825	2,907,942
FY 2024	2,840,820	2,897,183
FY 2025	3,145,969	2,873,108
FY 2026	881,603	698,767

County Courts Dollars Assessed vs. Dollars Collected



	Dollars Assessed	Dollars Collected
FY 2022	2,662,851	1,535,248
FY 2023	2,914,825	1,497,594
FY 2024	2,840,820	1,414,959
FY 2025	3,145,969	1,295,969
FY 2026	881,603	310,219

PURCHASING

Financial Administration

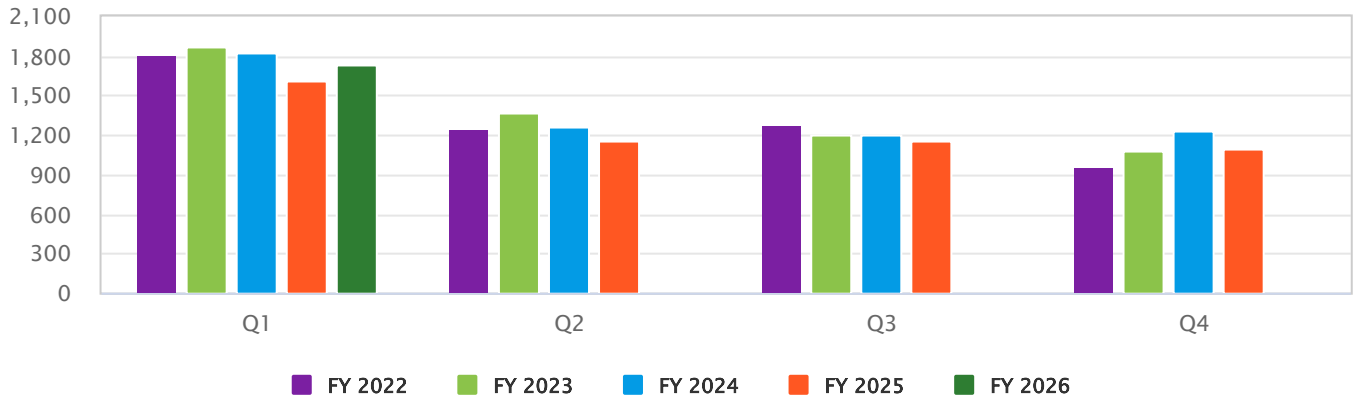
Buying

Per Local Government Code 262.011, the Purchasing Agent is to purchase all supplies and equipment for Collin County.

FY 2026 Goals & Objectives

- > To procure quality supplies, equipment, and services in a cost-effective manner to all county departments.

Buying – Requisitions Received

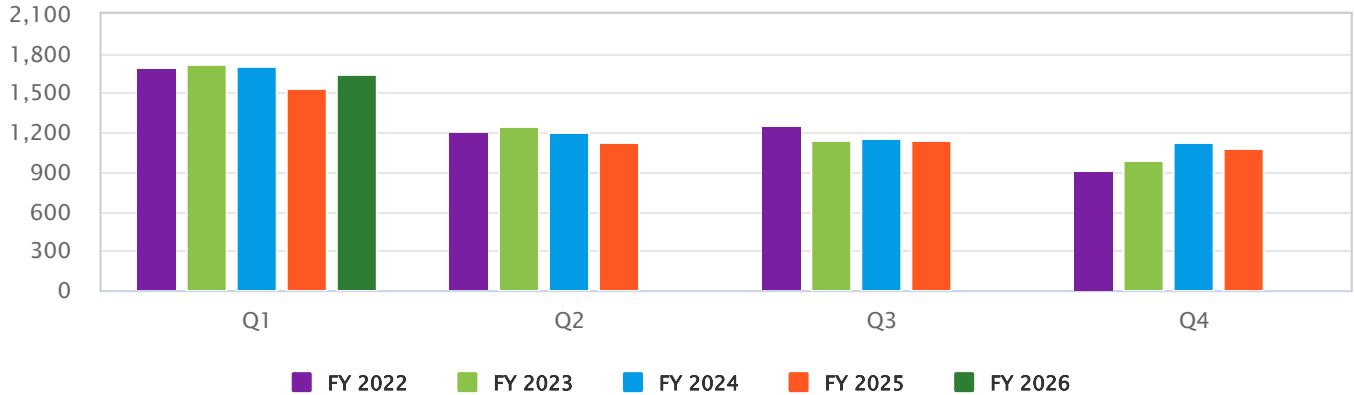


	Q1	Q2	Q3	Q4	Total
FY 2022	1,812	1,246	1,277	966	5,301
FY 2023	1,867	1,363	1,205	1,074	5,509
FY 2024	1,824	1,262	1,198	1,227	5,511
FY 2025	1,609	1,160	1,163	1,089	5,021
FY 2026	1,737	-	-	-	1,737

PURCHASING

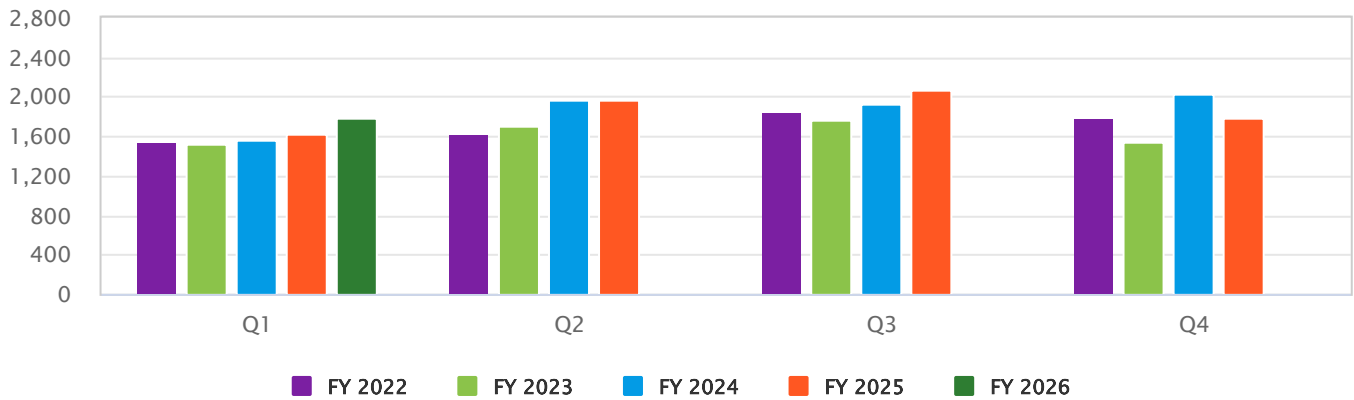
Financial Administration

Buying – Purchase Orders Issued



	Q1	Q2	Q3	Q4	Total
FY 2022	1,692	1,206	1,246	915	5,059
FY 2023	1,718	1,251	1,148	995	5,112
FY 2024	1,704	1,204	1,153	1,129	5,190
FY 2025	1,543	1,130	1,143	1,077	4,893
FY 2026	1,645	-	-	-	1,645

Buying – Purchasing Card Transactions



	Q1	Q2	Q3	Q4	Total
FY 2022	1,537	1,616	1,854	1,793	6,800
FY 2023	1,526	1,695	1,760	1,547	6,528
FY 2024	1,559	1,963	1,929	2,024	7,475
FY 2025	1,631	1,960	2,060	1,784	7,435
FY 2026	1,779	-	-	-	1,779

PURCHASING

Financial Administration

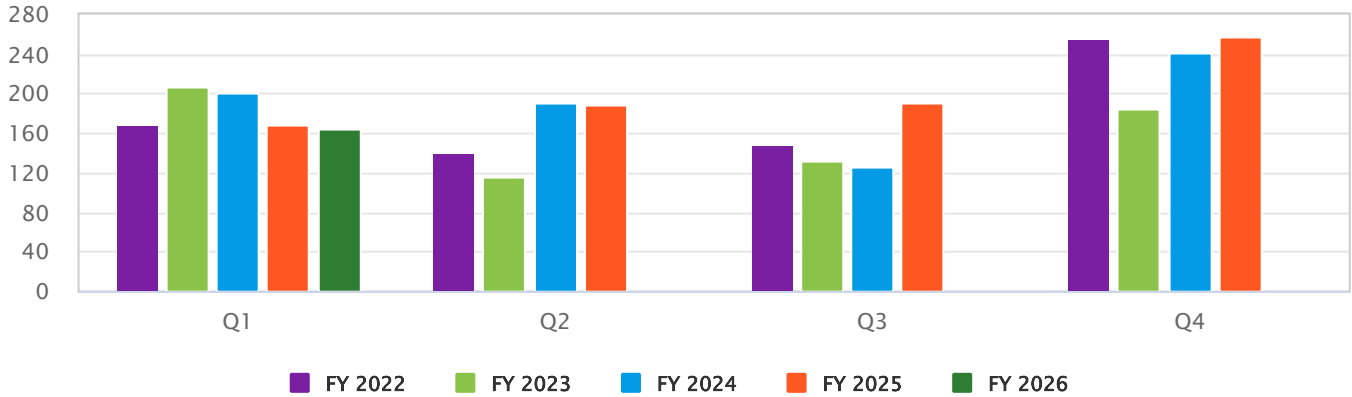
Contracts

Per Local Government Code, the Purchasing Agent contracts for repairs for property, supervises all purchases made on competitive bid.

FY 2026 Goals & Objectives

- > Ensure that all purchases are made in compliance with Purchasing statutes and County Purchasing Manual.

Procurement Instruments Processed through Commissioners Court Agenda



	Q1	Q2	Q3	Q4	Total
FY 2022	169	139	149	255	712
FY 2023	206	115	131	185	637
FY 2024	201	191	125	242	759
FY 2025	169	189	190	258	806
FY 2026	164	-	-	-	164

PURCHASING

Financial Administration

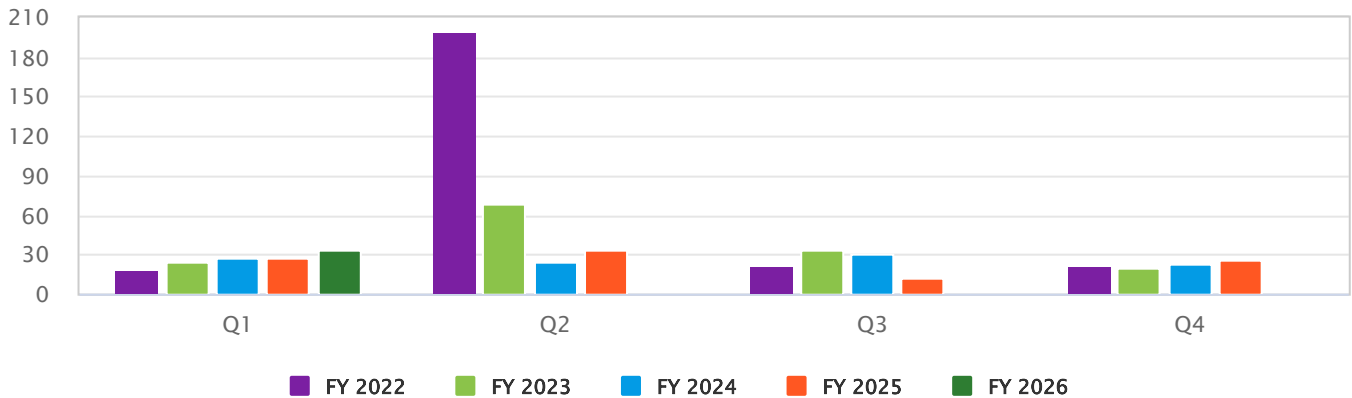
Administration

Aids the Purchasing operation in the administration of contract management, procurement cards, county training, time accounting, buying & recording keeping, and statistical data. Revenues generated are rebates from various Co-Ops for dollars spent in these programs.

FY 2026 Goals & Objectives

- > Provides proficiency in support of mandates and basic procurement operations.
- > Provide cost avoidance through competitive processes.

Administration – # of Employees Trained on Procurement Card Policy



	Q1	Q2	Q3	Q4	Total
FY 2022	19	200	21	22	262
FY 2023	25	68	34	20	147
FY 2024	27	24	31	23	105
FY 2025	28	33	12	26	99
FY 2026	33	-	-	-	33

TAX ASSESSOR

Financial Administration

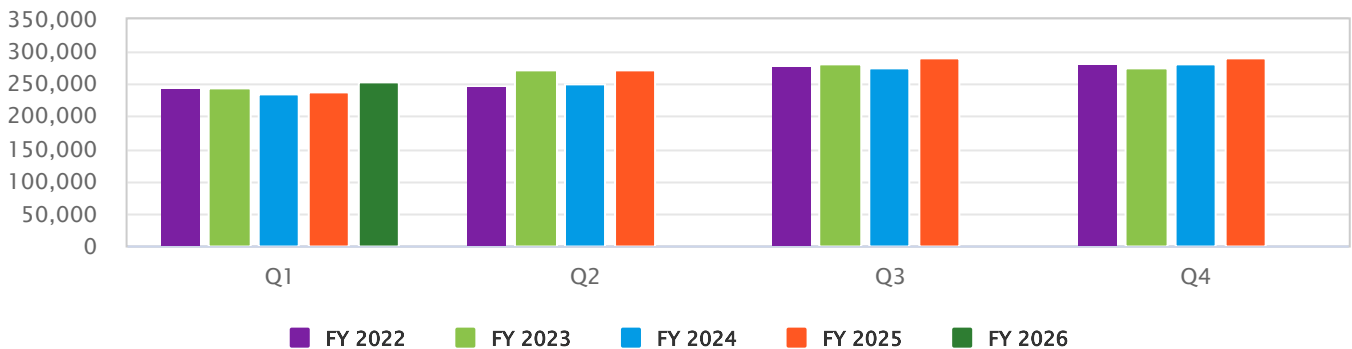
Major Programs
Motor Vehicle Title and Registration

The Motor Vehicle Title & Registration program is state mandated in the Transportation Code. We are required to register motor vehicles, prepare new and transfer motor vehicle titles for the state, and provide disabled placards. We sell Special Plates as well as normal car, motorcycle, trailer and truck plates. We process internet registrations, mail registrations and walk-in customers. Our clerks are required to keep up with current legislation and any changes to policy made by TxDMV.

FY 2026 Goals & Objectives

- > To process vehicle registration renewal transactions within 3 minutes and title/new resident transactions within 12 minutes for all walk-in customers when called to the window, and assign all mailed in registration and title work in off-site within 2 days of receipt 85% of the time.

Motor Vehicle Registrations

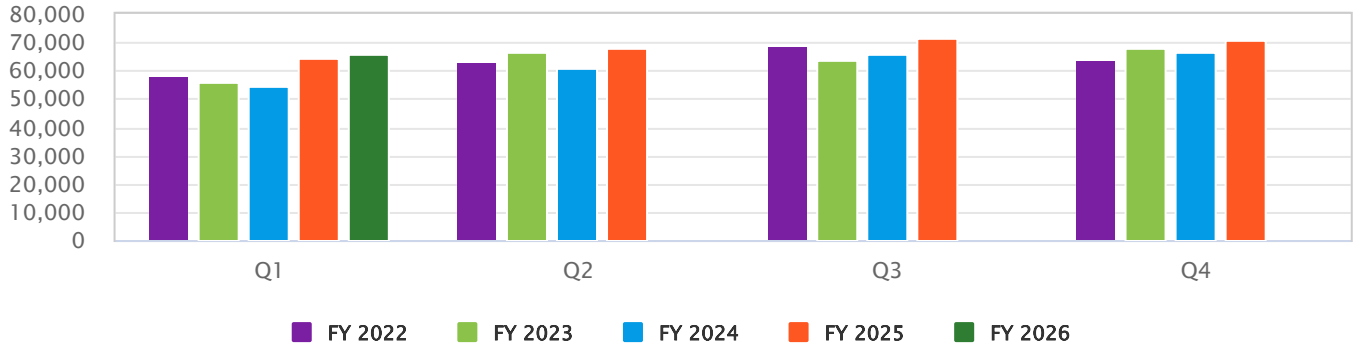


	Q1	Q2	Q3	Q4	Total	% Change
FY 2022	243,378	246,866	279,005	281,202	1,050,451	
FY 2023	244,531	271,207	282,755	276,969	1,075,462	2%
FY 2024	236,030	252,431	274,185	282,122	1,044,768	(3%)
FY 2025	238,772	273,477	291,558	290,420	1,094,227	5%
FY 2026	252,761	-	-	-	252,761	(77%)

TAX ASSESSOR

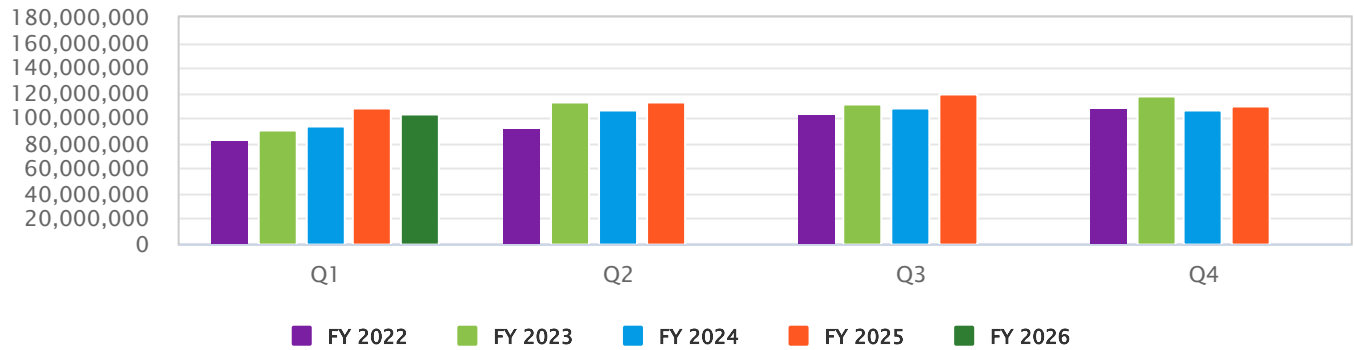
Financial Administration

Motor Vehicle Titles



	Q1	Q2	Q3	Q4	Total	% Change
FY 2022	57,919	63,268	68,931	63,608	253,726	
FY 2023	55,903	66,539	63,942	67,784	254,168	-%
FY 2024	54,655	60,713	65,594	66,819	247,781	(3%)
FY 2025	64,526	67,952	71,807	71,120	275,405	11%
FY 2026	65,726	-	-	-	65,726	(76%)

Motor Vehicle Collections

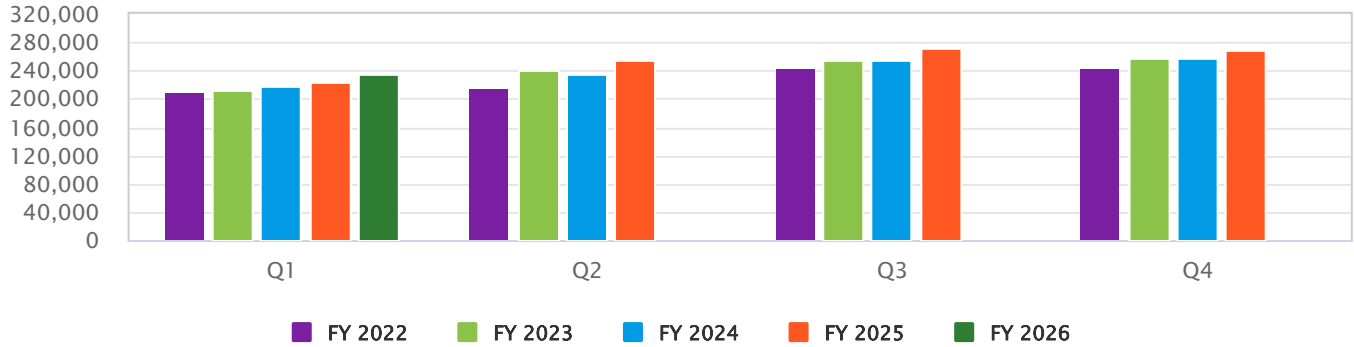


	Q1	Q2	Q3	Q4	Total	% Change
FY 2022	83,212,931	91,632,753	103,964,345	108,688,986	387,499,016	
FY 2023	90,160,521	112,492,614	112,139,866	117,395,730	432,188,731	12%
FY 2024	94,493,630	107,442,640	108,088,935	106,433,728	416,458,933	(4%)
FY 2025	108,198,120	113,627,334	119,743,674	109,904,181	451,473,309	8%
FY 2026	104,121,827	-	-	-	104,121,827	(77%)

TAX ASSESSOR

Financial Administration

Road and Bridge Transactions



	Q1	Q2	Q3	Q4	Total	% Change
FY 2022	209,127	215,428	244,774	243,154	912,483	
FY 2023	211,905	240,395	253,704	257,499	963,503	6%
FY 2024	218,456	236,331	255,052	258,822	968,661	1%
FY 2025	224,509	254,237	272,421	267,852	1,019,019	5%
FY 2026	233,654	-	-	-	233,654	(77%)

TAX ASSESSOR

Financial Administration

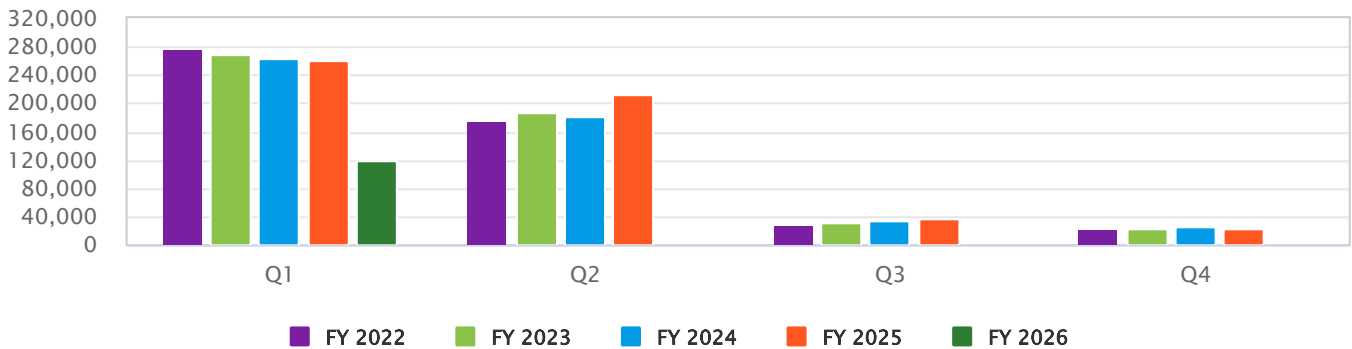
Property Tax

The Property Tax Department is required by State and Local Property Tax Laws to collect taxes, comply with Truth in Taxation legislation while setting the tax rates, process adjustments, address changes and reevaluations as directed by the Central Appraisal District. All employees must keep up with legislative changes in order to efficiently serve the taxpayers and entities of Collin County.

FY 2026 Goals & Objectives

- > To provide accurate and prompt tax information for owners of property in Collin County and ensure accurate mailing of bills, receipts, and posting of payments within 5 days of receipt by mail, 1 day of on-line receipt, and 5 minutes per walk-in transaction, 80% of the time.
- > To collect all taxes due and ensure taxpayers pay their share of the tax burden by maintaining an 80% collection rate of current year taxes collected by January 31st; with a target minimum of 98% overall collection rate.

Property Tax Transactions



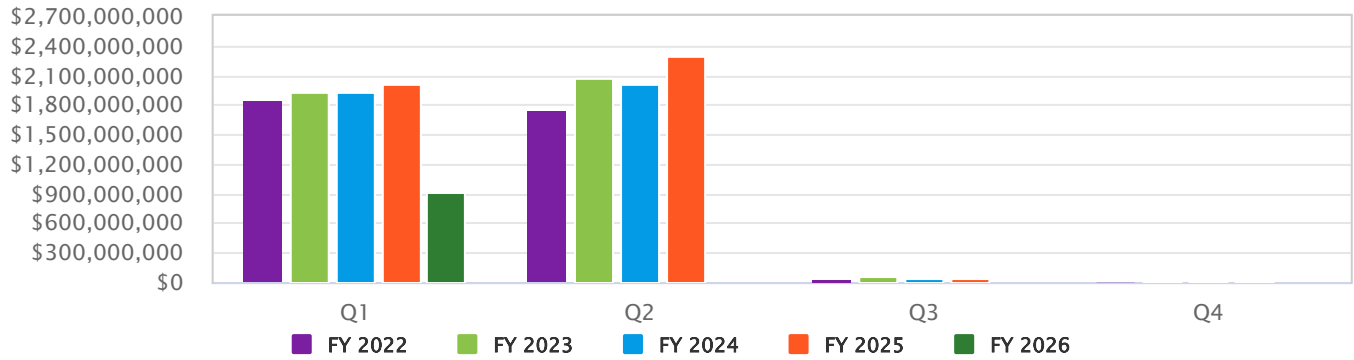
	Q1	Q2	Q3	Q4	Total	% Change
FY 2022	277,172	175,313	28,520	21,514	502,519	
FY 2023	267,786	188,214	32,098	22,915	511,013	2%
FY 2024	263,525	181,098	33,838	24,254	502,715	(2%)
FY 2025	261,680	212,407	36,876	23,080	534,043	6%
FY 2026	118,181	-	-	-	118,181	(78%)

TAX ASSESSOR

Financial Administration

FINANCIAL ADMINISTRATION

Property Tax Collections



	Q1	Q2	Q3	Q4	Total	% Change
FY 2022	1,857,084,194	1,736,911,328	39,620,621	18,156,768	3,651,772,911	
FY 2023	1,921,065,251	2,065,024,913	55,883,215	27,058,268	4,069,031,646	11%
FY 2024	1,928,245,951	2,004,788,509	40,448,081	13,510,993	3,986,993,534	(2%)
FY 2025	2,005,974,826	2,295,003,609	45,807,169	23,614,121	4,370,399,725	10%
FY 2026	918,604,179	-	-	-	918,604,179	(79%)

TREASURY

Financial Administration

Bank Coordination

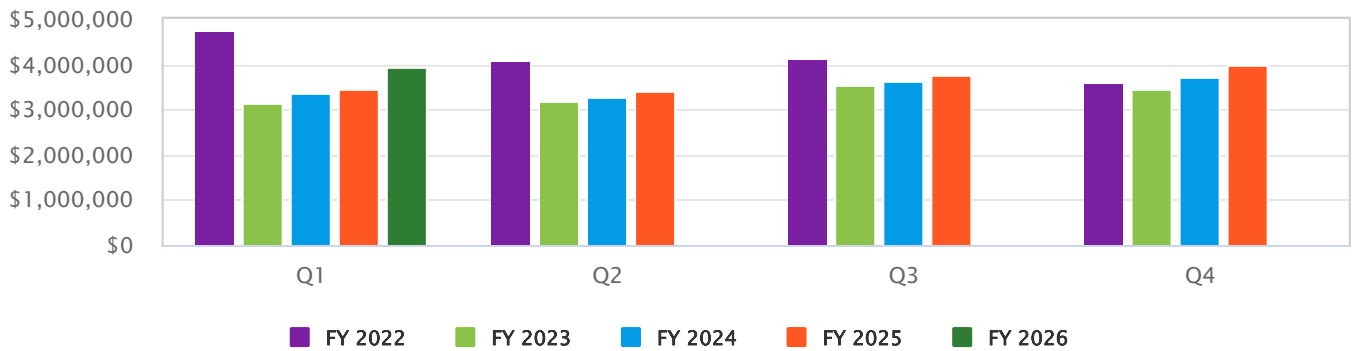
Proper and accurate accounting, recording, safeguarding and disbursing of all funds managed by the Treasurer’s office. Daily, weekly and monthly balancing of all accounts and monthly reconciliation of bank account statements.

Description of measures as reported from the County Clerk Department.

FY 2026 Goals & Objectives

- > Accurately maintain county bank account balances and ensure all invoices are paid in a timely manner.
- > Properly manage bail bond securities deposited on behalf of Collin County.
- > To ensure all staff are properly trained and educated in the laws that govern our duties to provide efficient services.

Fee Account Deposits



	Q1	Q2	Q3	Q4	Total
FY 2022	\$4,749,428	\$4,053,779	\$4,101,172	\$3,577,078	\$16,481,457
FY 2023	\$3,123,785	\$3,193,508	\$3,530,818	\$3,445,435	\$13,293,546
FY 2024	\$3,372,388	\$3,282,999	\$3,642,416	\$3,725,300	\$14,023,103
FY 2025	\$3,464,983	\$3,398,348	\$3,782,751	\$3,996,936	\$14,643,018
FY 2026	\$3,936,184	\$-	\$-	\$-	\$3,936,184

TREASURY

Financial Administration

Accounts Receivable

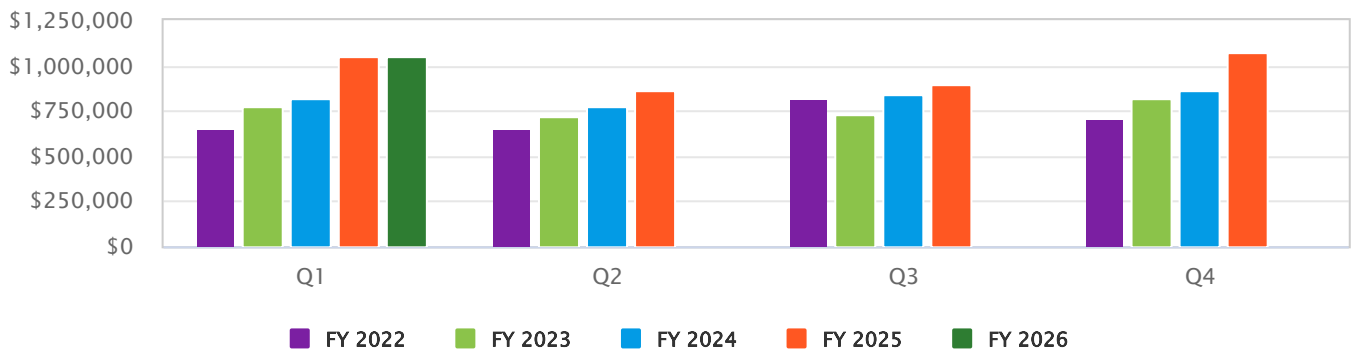
Invoice Collin County cities, ISDs and other customers for services provided by Collin County. Perform the accounting of all monies due to the county and keep records of services rendered. This money is collected by this office and deposited to the bank.

Description of measures as reported from the County Clerk Department.

FY 2026 Goals & Objectives

- > Properly invoice Collin County cities, IDS & other customers for services provided by Collin County.

Cash Bond Received

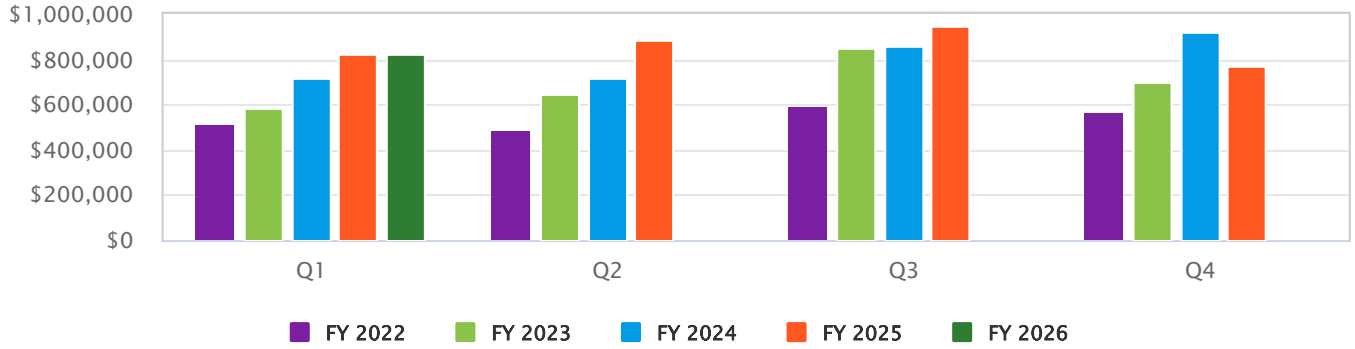


	Q1	Q2	Q3	Q4	Total
FY 2022	\$654,814	\$650,653	\$818,637	\$709,120	\$2,833,224
FY 2023	\$770,980	\$719,112	\$725,659	\$821,003	\$3,036,754
FY 2024	\$818,616	\$772,770	\$843,848	\$868,028	\$3,303,262
FY 2025	\$1,049,505	\$857,865	\$894,535	\$1,073,391	\$3,875,296
FY 2026	\$1,046,931	\$-	\$-	\$-	\$1,046,931

TREASURY

Financial Administration

Cash Bond Release Check



	Q1	Q2	Q3	Q4	Total
FY 2022	\$515,625	\$484,441	\$588,609	\$563,597	\$2,152,272
FY 2023	\$580,306	\$647,791	\$845,948	\$695,238	\$2,769,283
FY 2024	\$720,883	\$717,002	\$857,762	\$923,901	\$3,219,548
FY 2025	\$826,167	\$884,456	\$950,043	\$771,162	\$3,431,828
FY 2026	\$826,692	\$-	\$-	\$-	\$826,692

TREASURY

Financial Administration

Check Distribution

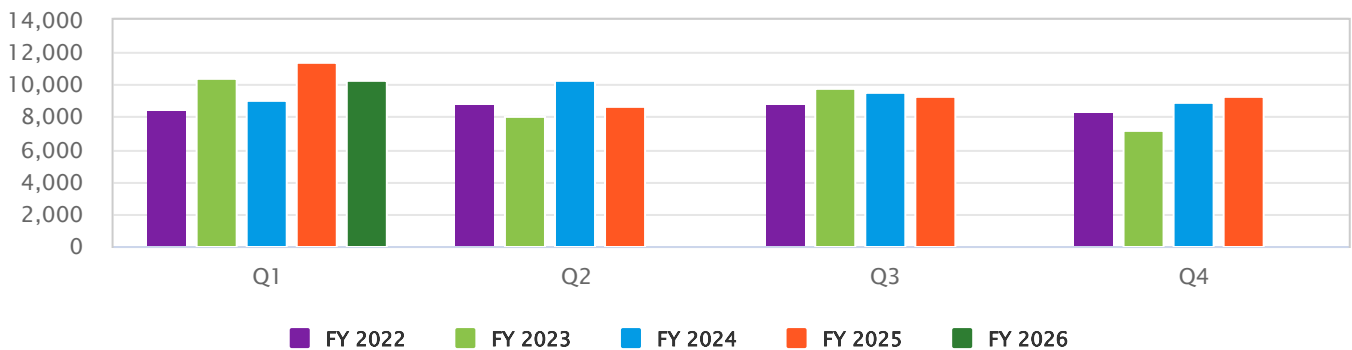
Receive printed checks & check registers. Review checks & registers to make sure drawn on correct bank account, charge to correct budget line item, correct mailing address, correct payee, stuff, sort & prepare checks for mailing or pickup. Checks include employee payroll, jury service, all Collin County vendors and utilities.

Description of measures as reported from the County Clerk Department.


FY 2026 Goals & Objectives

- > Ensure county payroll checks are properly processed and mailed on designated pay periods.
- > Accounts payable checks ready to be mailed at time of Commissioners' Court approval.
- > Jury checks processed and mailed within 2 days of printing.


Checks Distributed



	Q1	Q2	Q3	Q4	Total
FY 2022	8,463	8,792	8,835	8,346	34,436
FY 2023	10,383	8,101	9,757	7,173	35,414
FY 2024	9,093	10,331	9,577	8,941	37,942
FY 2025	11,453	8,682	9,312	9,336	38,783
FY 2026	10,283	-	-	-	10,283



General Administration



COUNTY CLERK

General Administration

Land

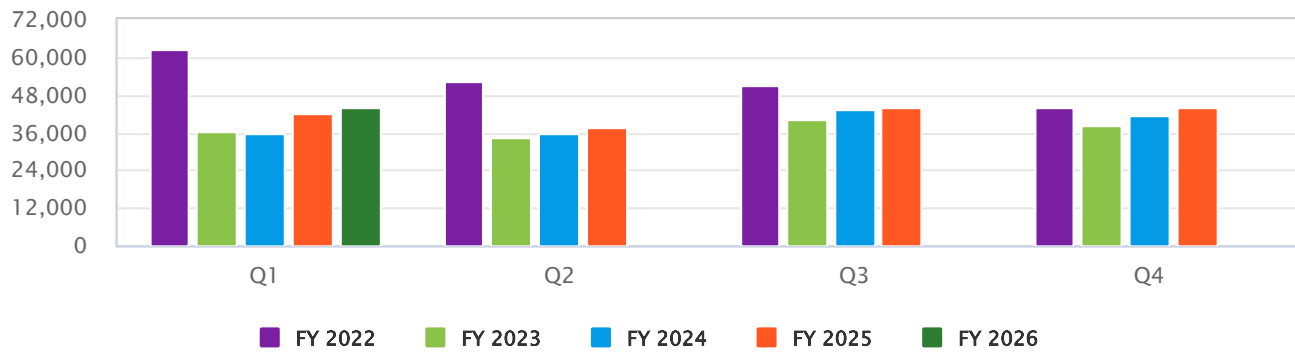
Record Land documents, file, scan, index, verify and mail back. Record plats, file, scan, index, and verify.

Description of measures as reported from the County Clerk Department.

FY 2026 Goals & Objectives

- > Consistently meet or exceed the statutory requirements of completing all recording and indexing duties in 3 days by completing in 2 or fewer days.

Land Documents Filed

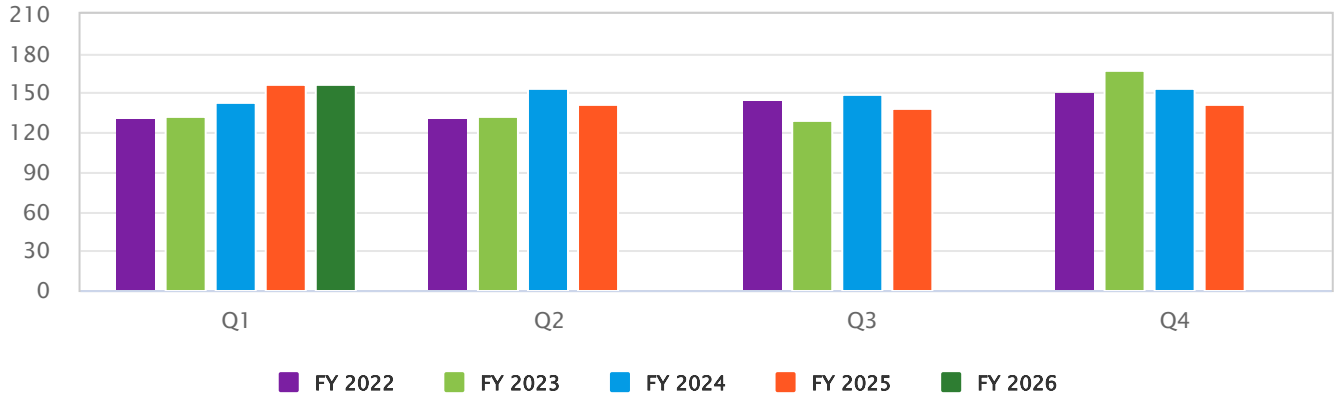


	Q1	Q2	Q3	Q4	Total
FY 2022	62,301	52,500	50,656	43,941	209,398
FY 2023	36,159	34,333	40,015	38,539	149,046
FY 2024	35,462	35,996	43,070	41,377	155,905
FY 2025	42,004	37,906	44,183	43,850	167,943
FY 2026	43,720	-	-	-	43,720

COUNTY CLERK

General Administration

Plats Filed



	Q1	Q2	Q3	Q4	Total
FY 2022	131	131	145	150	557
FY 2023	132	132	130	168	562
FY 2024	143	154	149	154	600
FY 2025	156	141	138	142	577
FY 2026	156	-	-	-	156

COUNTY CLERK

General Administration

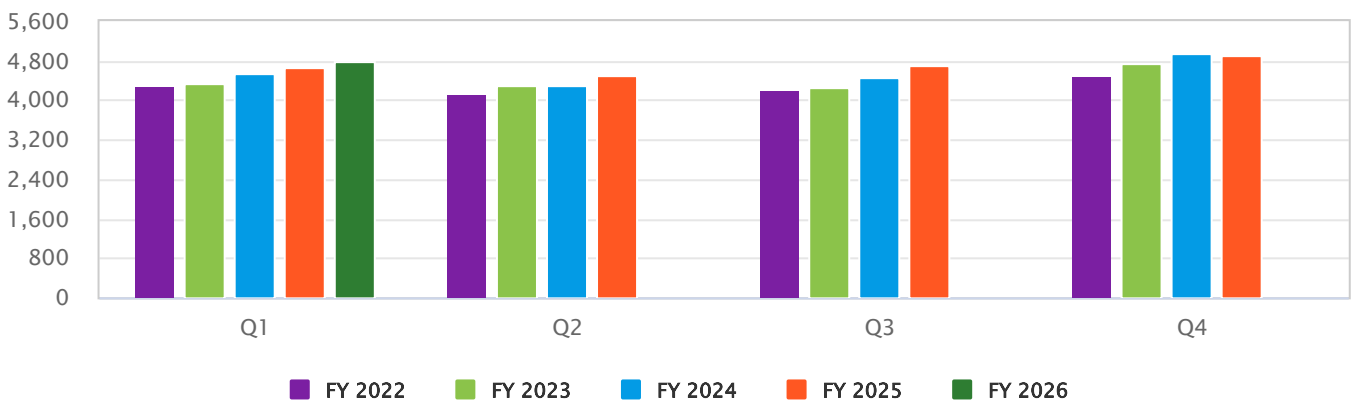
Vitals

Marriage licenses are issued, recorded, scanned and mailed back to the applicant. Record assumed names and issue copy of application at time of filing. File DD214 for the military and issue certified copies if needed. Record official bonds, oath of office, statement of officer and personal financial statements as received. Trustee notices are file stamped and posted on the County Clerk’s website for public access 24 hours 7 days a week. Cattle brands are recorded, certifications are issued and notices sent to the Texas and Southwestern Cattleraiser’s Association.

FY 2026 Goals & Objectives

- > Meet the requirement of filing birth certificates and death certificates within 10 days of date of death.
- > Birth and death records are downloaded daily from the Texas Electronic Registrar (TER) database; records are loaded in the County Clerk’s vitals database daily.
- > Marriage licenses are recorded, scanned into a database and mailed back to customers within three business days of the receipt.
- > Official bonds, oaths of office and statements of officers are recorded and scanned into a database same day received.
- > Personal financial statements are filed within same business day received.

Birth Certificates Recorded

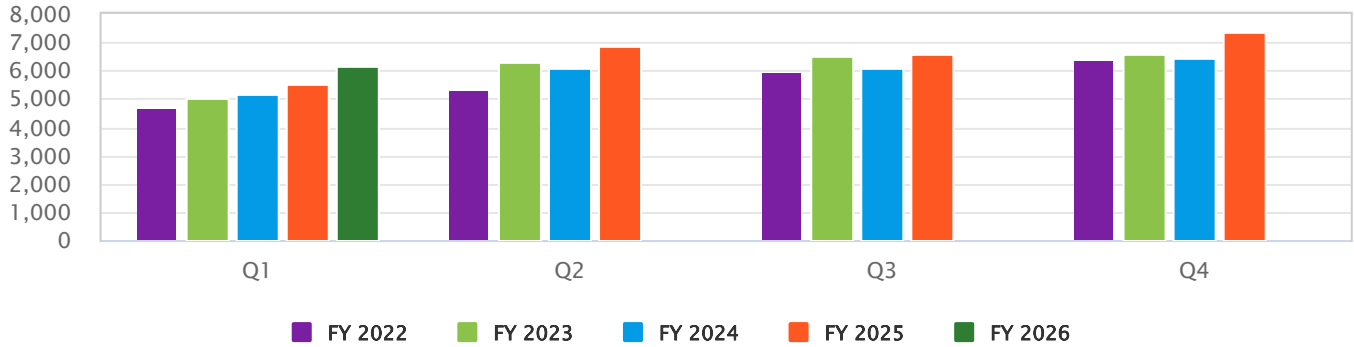


	Q1	Q2	Q3	Q4	Total
FY 2022	4,298	4,121	4,217	4,521	17,157
FY 2023	4,329	4,314	4,242	4,743	17,628
FY 2024	4,562	4,309	4,464	4,942	18,277
FY 2025	4,668	4,519	4,701	4,902	18,790
FY 2026	4,787	-	-	-	4,787

COUNTY CLERK

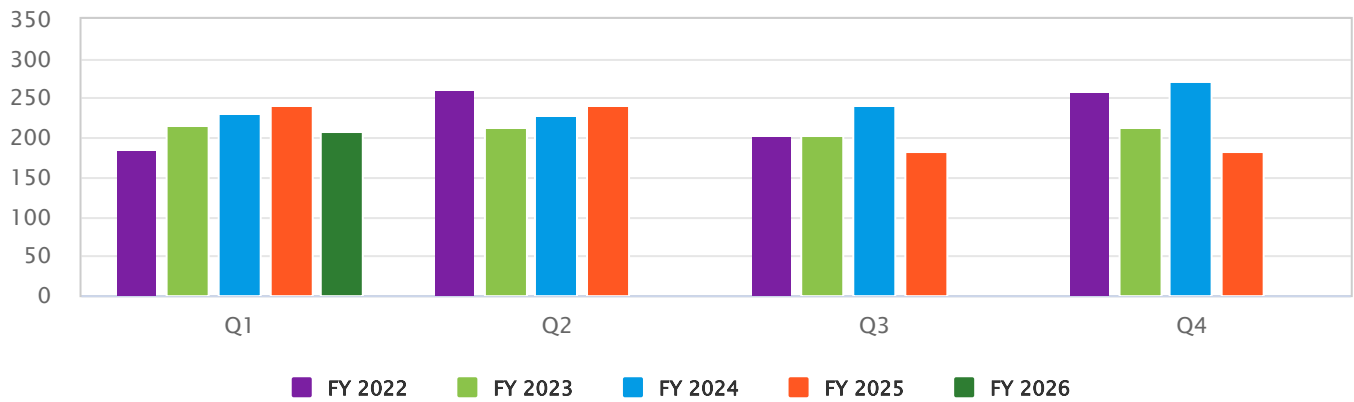
General Administration

Birth Certificates Certified/Issued



	Q1	Q2	Q3	Q4	Total
FY 2022	4,681	5,280	5,966	6,399	22,326
FY 2023	5,007	6,335	6,482	6,559	24,383
FY 2024	5,183	6,077	6,083	6,466	23,809
FY 2025	5,523	6,882	6,591	7,394	26,390
FY 2026	6,175	-	-	-	6,175

Burial Transit Permits



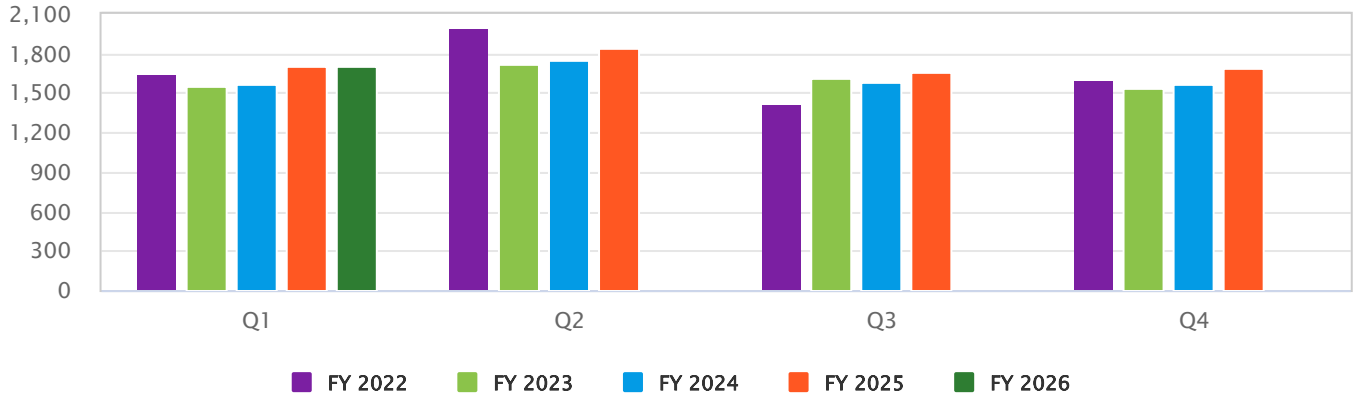
	Q1	Q2	Q3	Q4	Total
FY 2022	186	262	204	258	910
FY 2023	215	212	202	214	843
FY 2024	232	228	240	272	972
FY 2025	241	240	183	183	847
FY 2026	207	-	-	-	207

COUNTY CLERK

General Administration

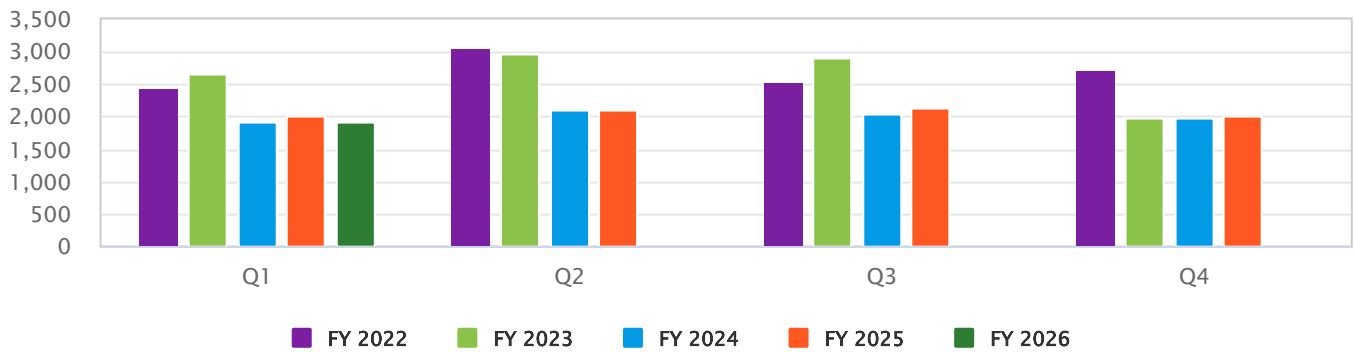
GENERAL ADMINISTRATION

Death Certificates Recorded



	Q1	Q2	Q3	Q4	Total
FY 2022	1,636	1,992	1,420	1,598	6,646
FY 2023	1,553	1,727	1,611	1,536	6,427
FY 2024	1,575	1,754	1,577	1,567	6,473
FY 2025	1,711	1,842	1,655	1,690	6,898
FY 2026	1,704	-	-	-	1,704

Death Certificates Certified/Issued

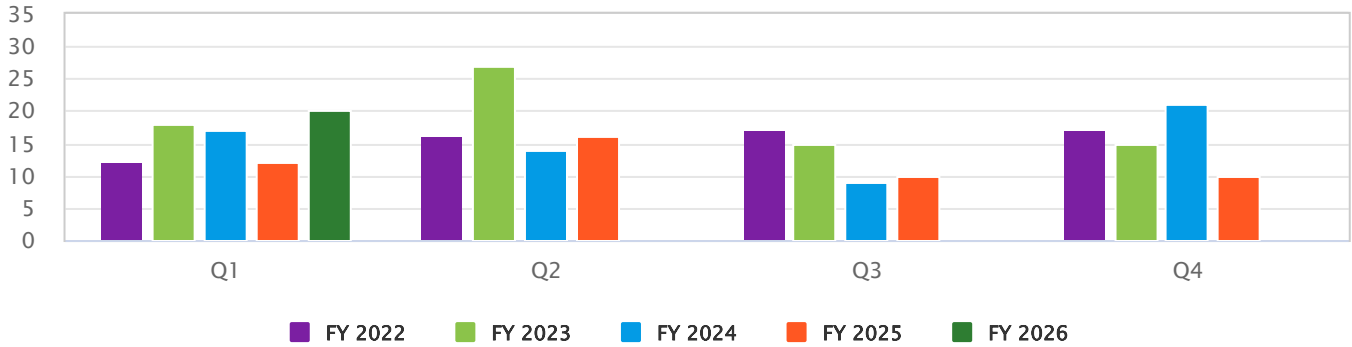


	Q1	Q2	Q3	Q4	Total
FY 2022	2,460	3,072	2,551	2,732	10,815
FY 2023	2,667	2,959	2,906	1,976	10,508
FY 2024	1,924	2,118	2,040	1,994	8,076
FY 2025	2,006	2,094	2,123	2,012	8,235
FY 2026	1,933	-	-	-	1,933

COUNTY CLERK

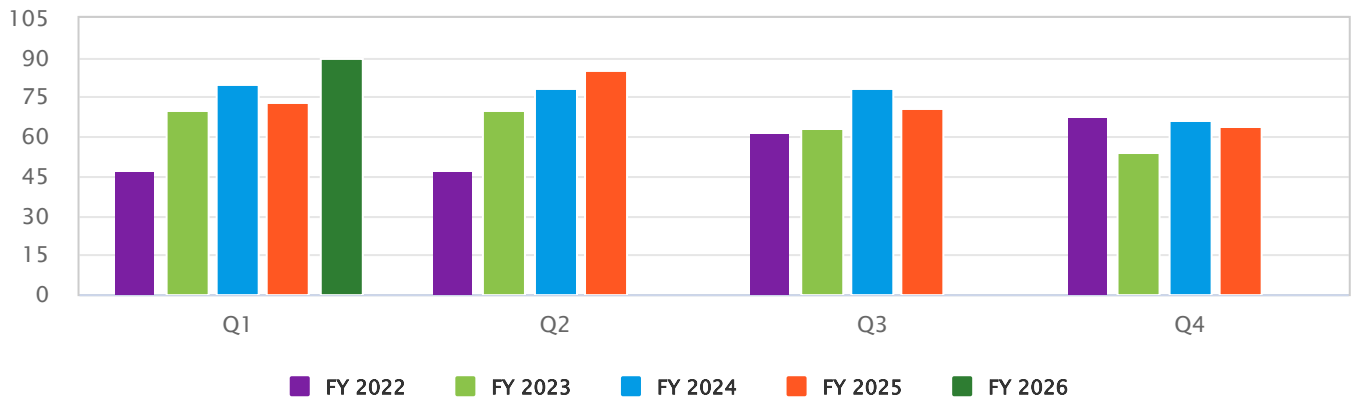
General Administration

Fetal Deaths Recorded



	Q1	Q2	Q3	Q4	Total
FY 2022	12	16	17	17	62
FY 2023	18	27	15	15	75
FY 2024	17	14	9	21	61
FY 2025	12	16	10	10	48
FY 2026	20	-	-	-	20

Informal Marriage License Issued



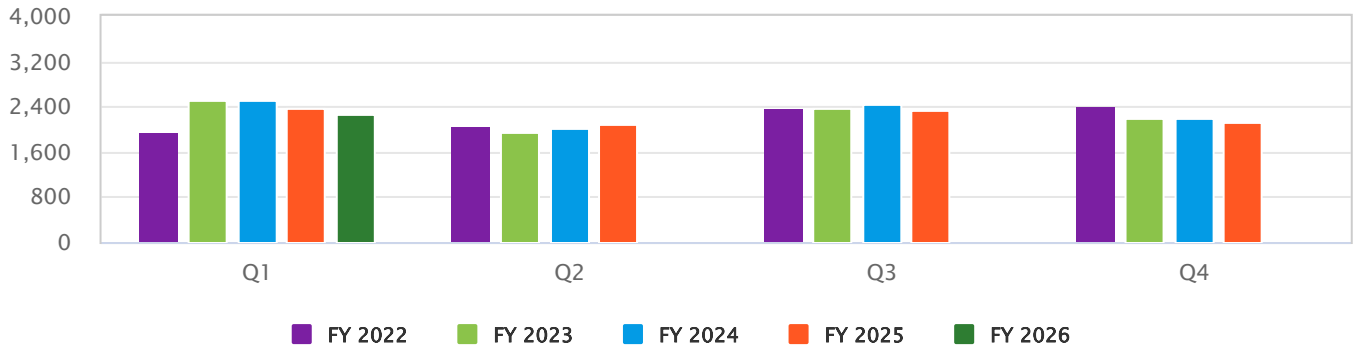
	Q1	Q2	Q3	Q4	Total
FY 2022	47	47	62	68	224
FY 2023	70	70	63	54	257
FY 2024	80	78	78	66	302
FY 2025	73	85	71	64	293
FY 2026	90	-	-	-	90

COUNTY CLERK

General Administration

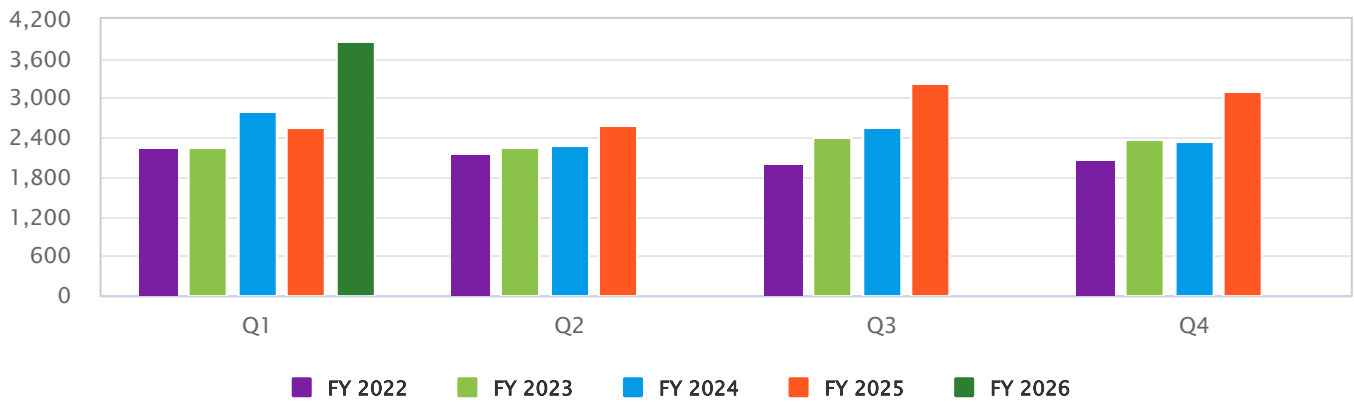
GENERAL ADMINISTRATION

Marriage License Issued



	Q1	Q2	Q3	Q4	Total
FY 2022	1,939	2,041	2,386	2,420	8,786
FY 2023	2,517	1,931	2,362	2,192	9,002
FY 2024	2,503	2,024	2,458	2,208	9,193
FY 2025	2,373	2,103	2,335	2,132	8,943
FY 2026	2,268	-	-	-	2,268

Marriage License Certified/Issued

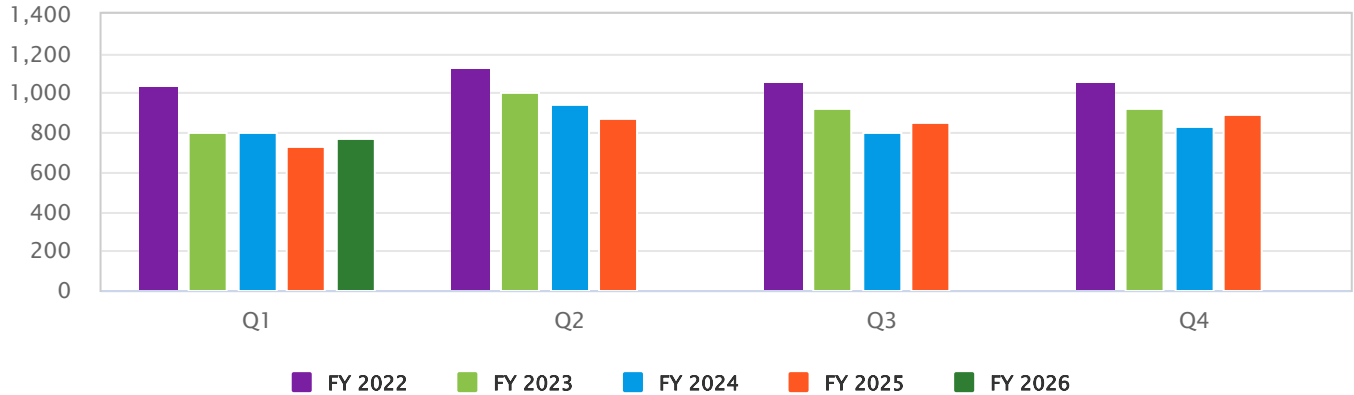


	Q1	Q2	Q3	Q4	Total
FY 2022	2,264	2,165	2,018	2,069	8,516
FY 2023	2,262	2,244	2,399	2,370	9,275
FY 2024	2,810	2,281	2,569	2,351	10,011
FY 2025	2,558	2,599	3,216	3,107	11,480
FY 2026	3,872	-	-	-	3,872

COUNTY CLERK

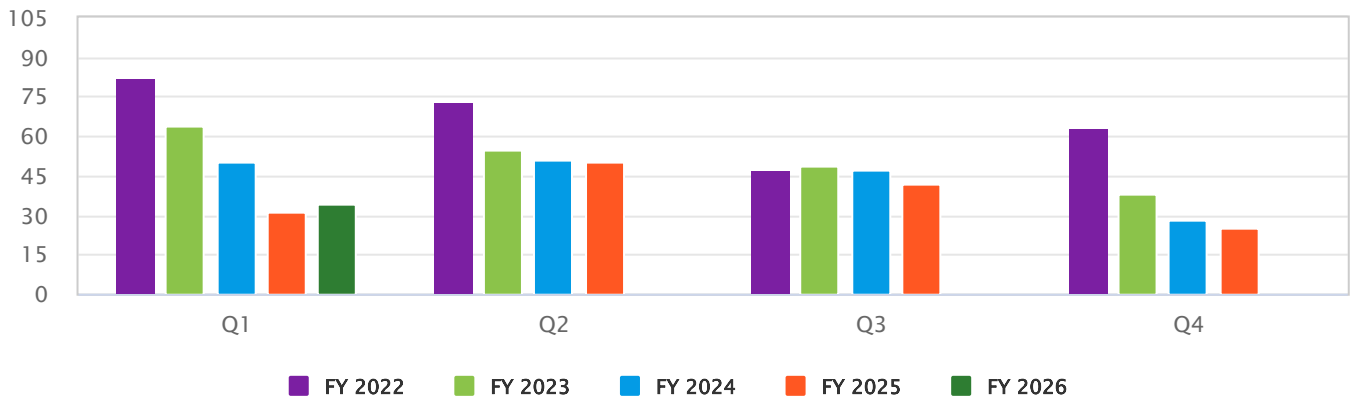
General Administration

Assumed Names



	Q1	Q2	Q3	Q4	Total
FY 2022	1,038	1,129	1,056	1,058	4,281
FY 2023	805	1,004	926	926	3,661
FY 2024	797	941	804	828	3,370
FY 2025	727	871	850	897	3,345
FY 2026	776	-	-	-	776

Abandonment of Assumed Names



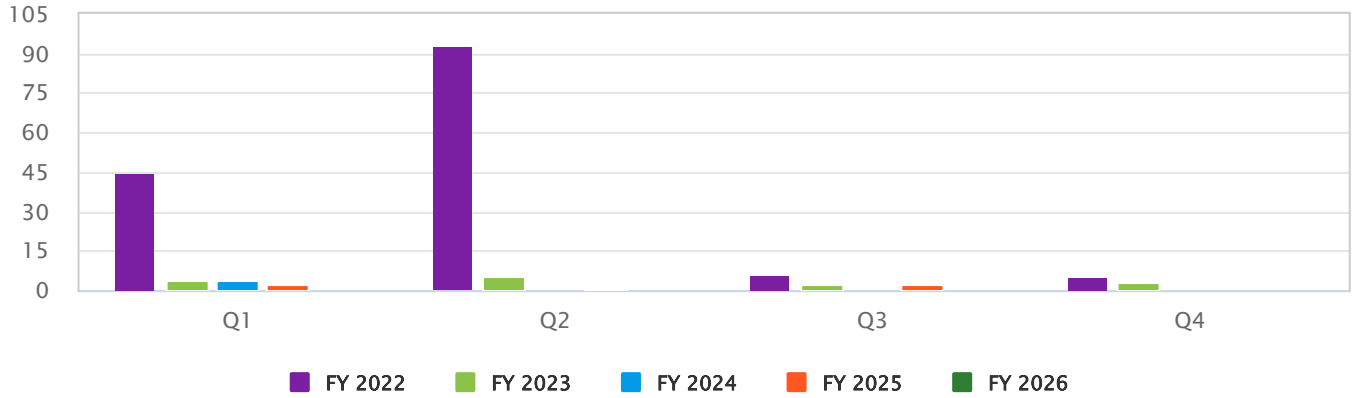
	Q1	Q2	Q3	Q4	Total
FY 2022	82	73	47	63	265
FY 2023	64	55	49	38	206
FY 2024	50	51	47	28	176
FY 2025	31	50	42	25	148
FY 2026	34	-	-	-	34

COUNTY CLERK

General Administration

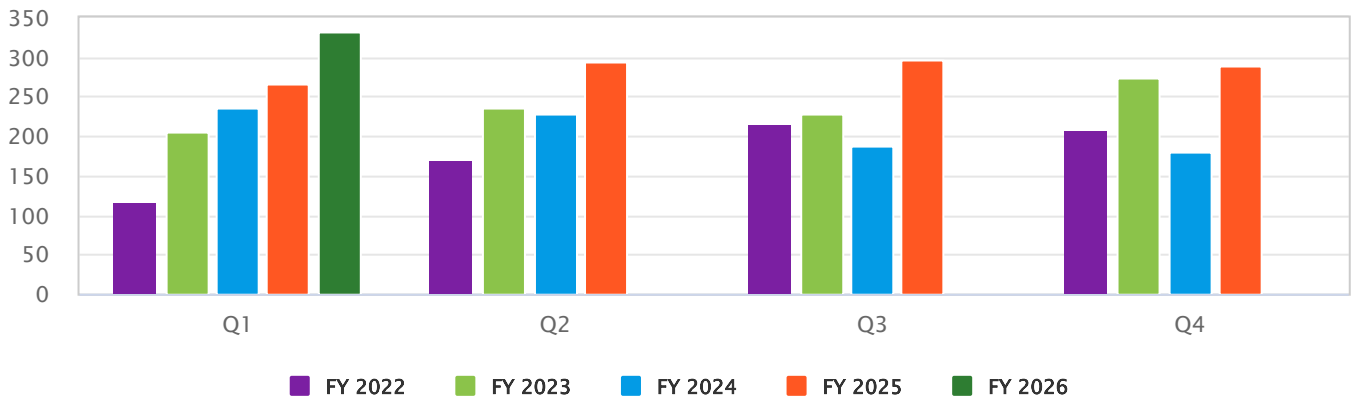
GENERAL ADMINISTRATION

Cattle Brands



	Q1	Q2	Q3	Q4	Total
FY 2022	45	93	6	5	149
FY 2023	4	5	2	3	14
FY 2024	4	-	-	-	4
FY 2025	2	1	2	-	5
FY 2026	-	-	-	-	-

Trustee Notices

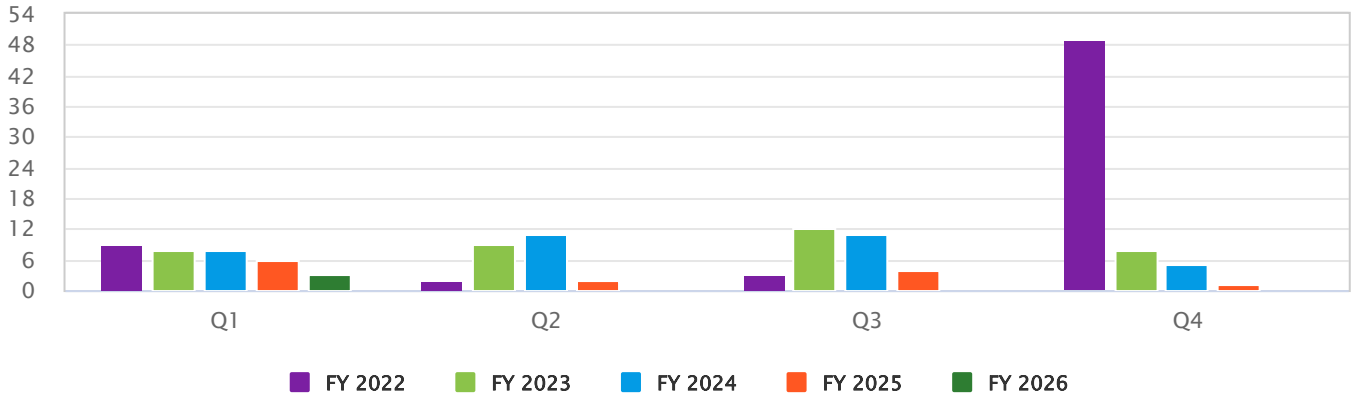


	Q1	Q2	Q3	Q4	Total
FY 2022	116	169	215	207	707
FY 2023	206	235	229	273	943
FY 2024	237	227	187	181	832
FY 2025	267	295	298	288	1,148
FY 2026	333	-	-	-	333

COUNTY CLERK

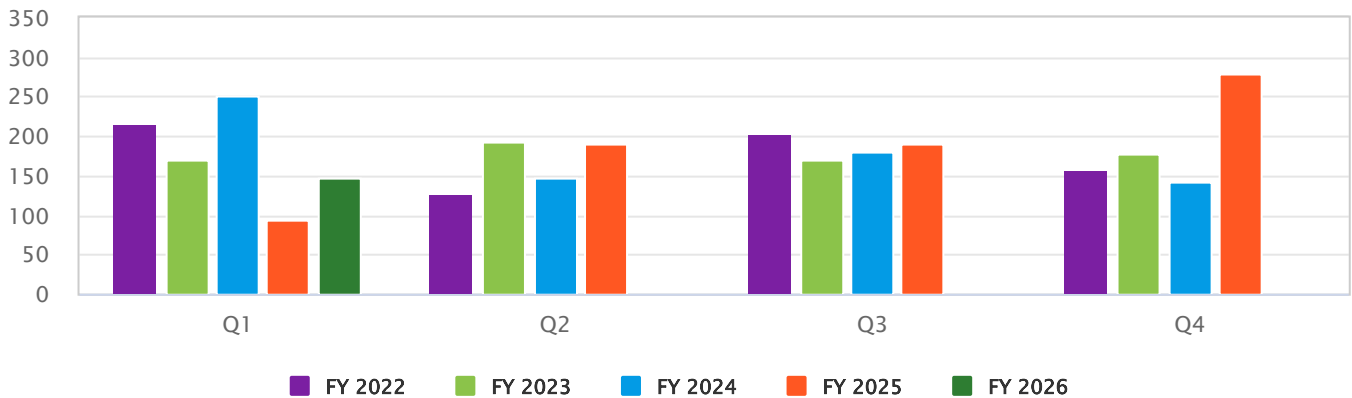
General Administration

DD214



	Q1	Q2	Q3	Q4	Total
FY 2022	9	2	3	49	63
FY 2023	8	9	12	8	37
FY 2024	8	11	11	5	35
FY 2025	6	2	4	1	13
FY 2026	3	-	-	-	3

Beer & Wine Hearings



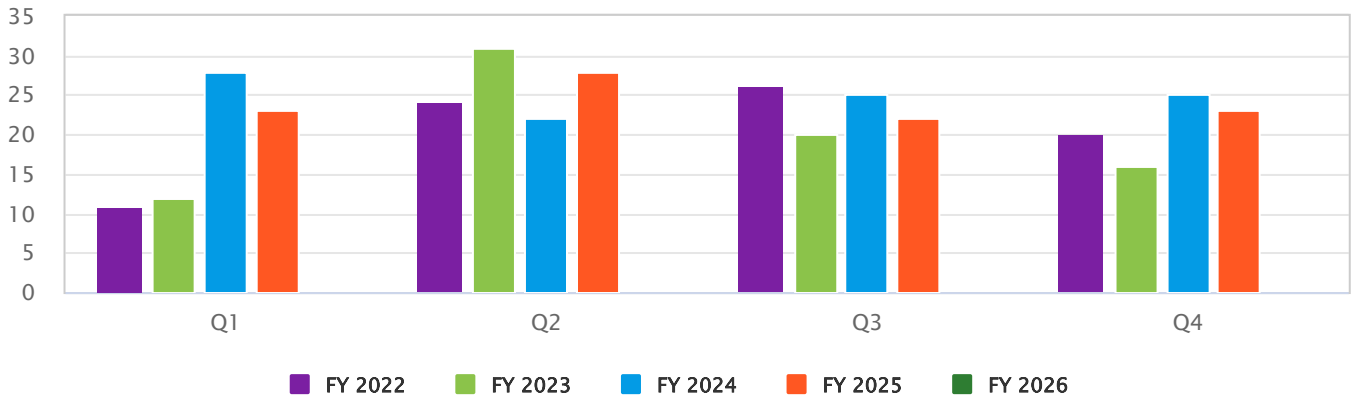
	Q1	Q2	Q3	Q4	Total
FY 2022	215	126	204	158	703
FY 2023	169	192	171	178	710
FY 2024	250	147	179	143	719
FY 2025	95	190	190	278	753
FY 2026	147	-	-	-	147

COUNTY CLERK

General Administration

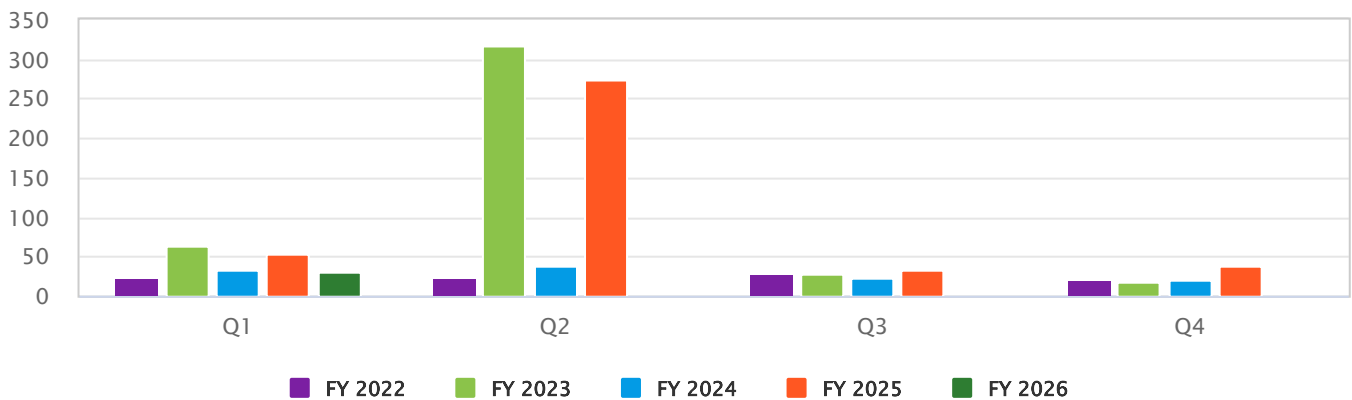
GENERAL ADMINISTRATION

Searches



	Q1	Q2	Q3	Q4	Total
FY 2022	11	24	26	20	81
FY 2023	12	31	20	16	79
FY 2024	28	22	25	25	100
FY 2025	23	28	22	23	96
FY 2026	-	-	-	-	-

Official Bonds



	Q1	Q2	Q3	Q4	Total
FY 2022	24	24	29	20	97
FY 2023	64	316	29	18	427
FY 2024	33	38	23	21	115
FY 2025	54	273	33	38	398
FY 2026	31	-	-	-	31

COUNTY CLERK

General Administration

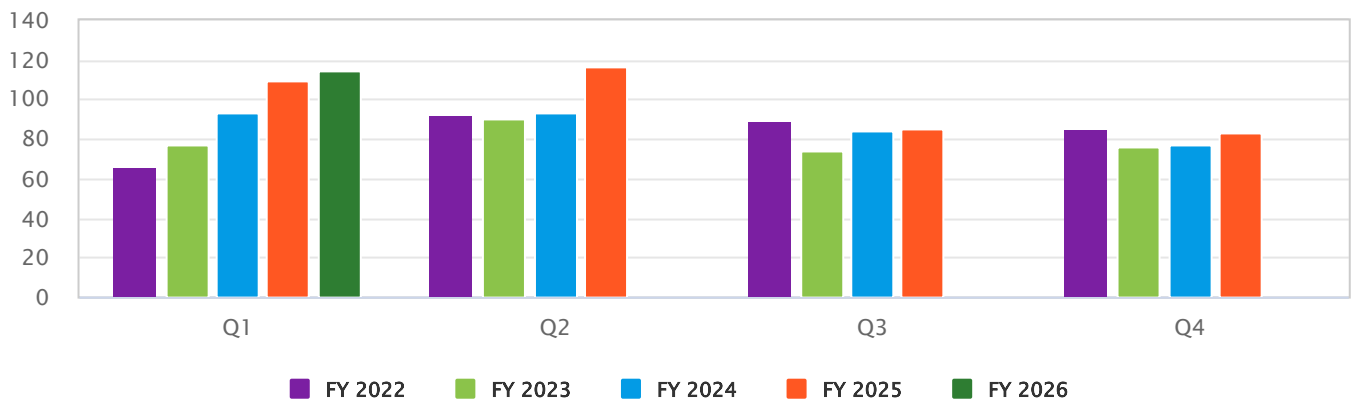
General

Goals & Objectives

1. Support employee-employer relationships so the organization and its people can succeed.

FY 2026 YTD	Q1	Q2	Q3	Q4	Average
# of Applications Received	4,198	-	-	-	4,198
# of New Hires	115	-	-	-	115
# of Terminations	81	-	-	-	81
# of Retirements	13	-	-	-	13
# of Transfers	109	-	-	-	109
# of Trainings Offered	4	-	-	-	4

General - # of New Hires



	Q1	Q2	Q3	Q4	Total
FY 2022	66	92	89	85	332
FY 2023	77	90	74	76	317
FY 2024	93	93	84	77	347
FY 2025	110	117	85	83	395
FY 2026	115	-	-	-	115

HUMAN RESOURCES

General Administration

Employee Relations

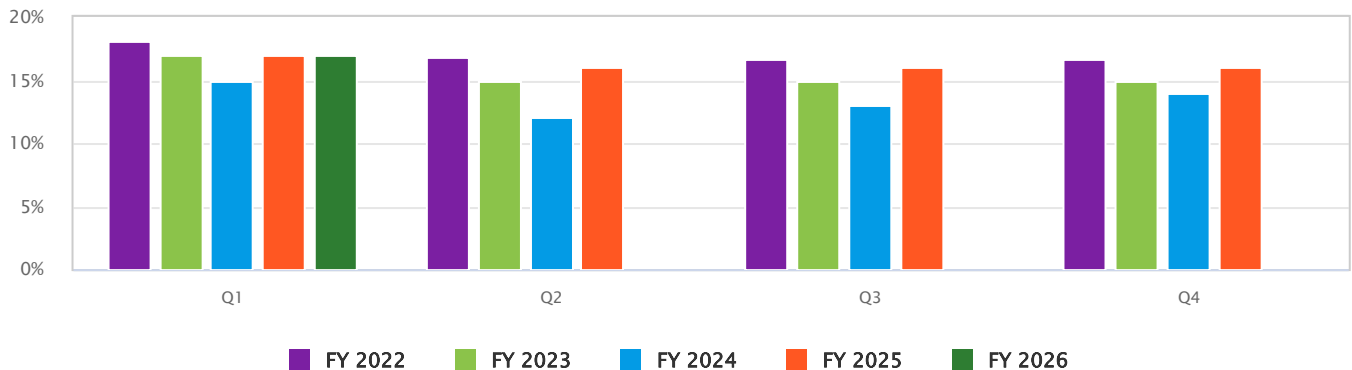
Ensures county compliance regarding discrimination of a protected category. Reviews employee complaints and assists management with inappropriate workplace conduct and harassment claims. Performs investigations, makes recommendations, prepares EEO, state and unemployment responses for the county and participates in legal actions that are employment related.

Goals & Objectives

1. To provide assistance, advice, and resources in the effective management and retention of employees.

FY 2026 YTD	Q1	Q2	Q3	Q4	Average
Projected Annual Turnover	17%	0%	0%	0%	17%
Average Years of Service	9	0	0	0	9
% of Voluntary Terminations	93%	0%	0%	0%	93%
# of TWC Unemployment Claims Received	37	0	0	0	37

Employee Relations - Projected Annual Turnover

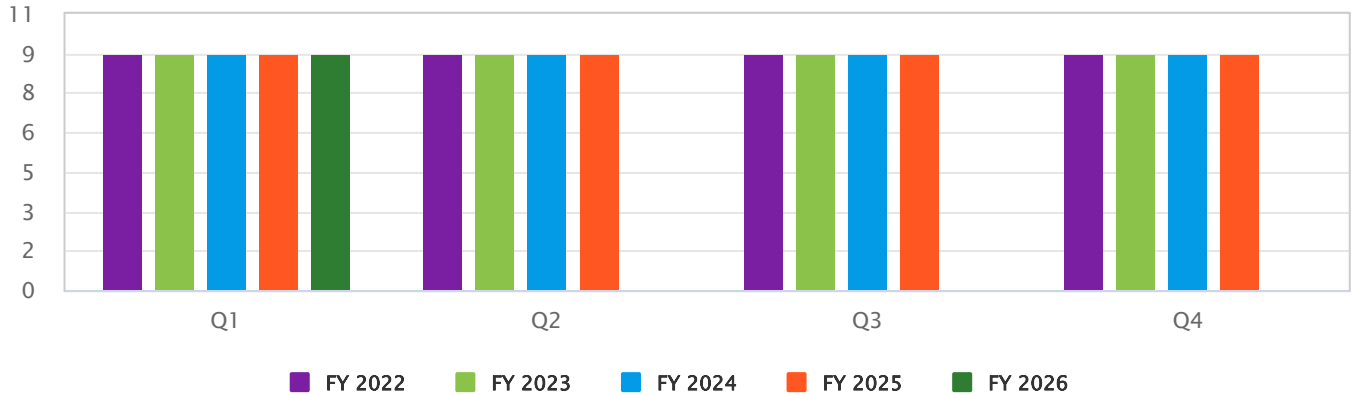


	Q1	Q2	Q3	Q4	Average
FY 2022	18.1%	16.9%	16.6%	16.6%	17.1%
FY 2023	17.0%	15.0%	15.0%	15.0%	15.5%
FY 2024	15.0%	12.0%	13.0%	14.0%	13.5%
FY 2025	17.0%	16.0%	16.0%	16.0%	16.3%
FY 2026	17.0%	-%	-%	-%	17.0%

HUMAN RESOURCES

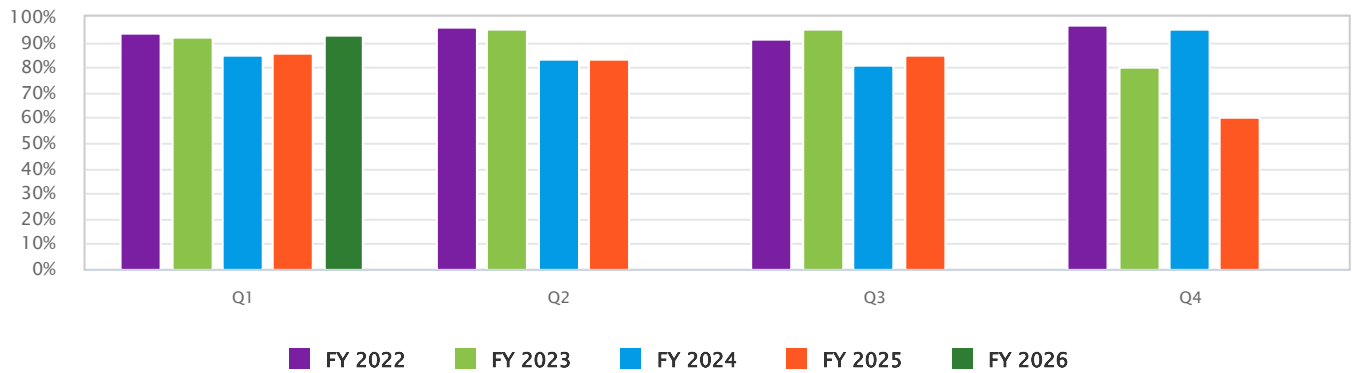
General Administration

Employee Relations - Average Years of Service



	Q1	Q2	Q3	Q4	Average
FY 2022	9	9	9	9	9
FY 2023	9	9	9	9	9
FY 2024	9	9	9	9	9
FY 2025	9	9	9	9	9
FY 2026	9	-	-	-	9

Employee Relations - % Voluntary Terminations



	Q1	Q2	Q3	Q4	Average
FY 2022	94%	96%	91%	97%	95%
FY 2023	92%	95%	95%	80%	91%
FY 2024	85%	83%	81%	95%	86%
FY 2025	86%	83%	85%	60%	79%
FY 2026	93%	-%	-%	-%	93%

HUMAN RESOURCES

General Administration

Administration

Responsible for administration of employee records including: new hire entry, terminations, status changes, employment verifications. This function is also responsible for staffing functions such as: job postings, assisting internal and external applicants, pre-employment testing. Additional administrative functions include: creation of requisitions, opening and dispersing departmental mail, preparation of county badges, responding to initial queries of internal and external customers, and notarizing employee and citizen documents.

Goals & Objectives

1. Serves as first point of contact to assist employees and visitors.

FY 2026 YTD	Q1	Q2	Q3	Q4	Average
# of Jobs Posted	124	-	-	-	124
# of Verifications of Employment	104	-	-	-	104
# of Visitors Assisted at the Front Desk	1,036	-	-	-	1,036
# of Badges Issued	188	-	-	-	188
# of MUNIS Transactions and Entries	91	-	-	-	91
# of Open Records Requests	11	-	-	-	11

HUMAN RESOURCES

General Administration

Compensation

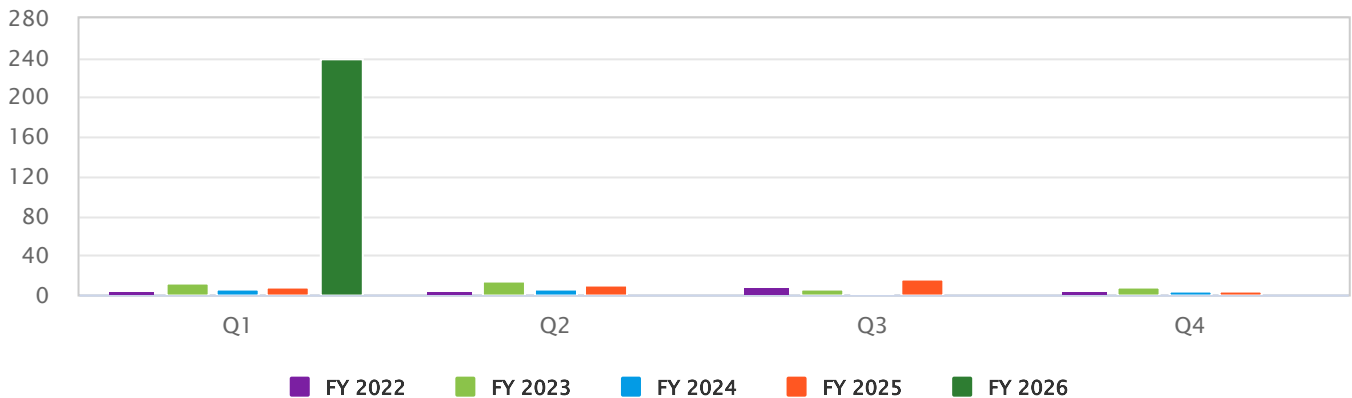
Reviews compensation structure for employees including annual regression analysis. Completes wage surveys both internally generated and externally requested by other public entities and survey firms used by the county. Reviews compensation of all new hires for compliance with county standards and legal equitability. Coordinates with departments on job descriptions including new job descriptions or changes.

Goals & Objectives

1. To effectively manage employee compensation.

FY 2026 YTD	Q1	Q2	Q3	Q4	Total
# of Position Changes (Reclasses, Add/Deletes and Retitles)	239	-	-	-	239
# of Surveys in which we Participate/Conduct	35	-	-	-	35
# of Job Sits Conducted	17	-	-	-	17
# of Job Offers	228	-	-	-	228

Compensation - # of Position Changes



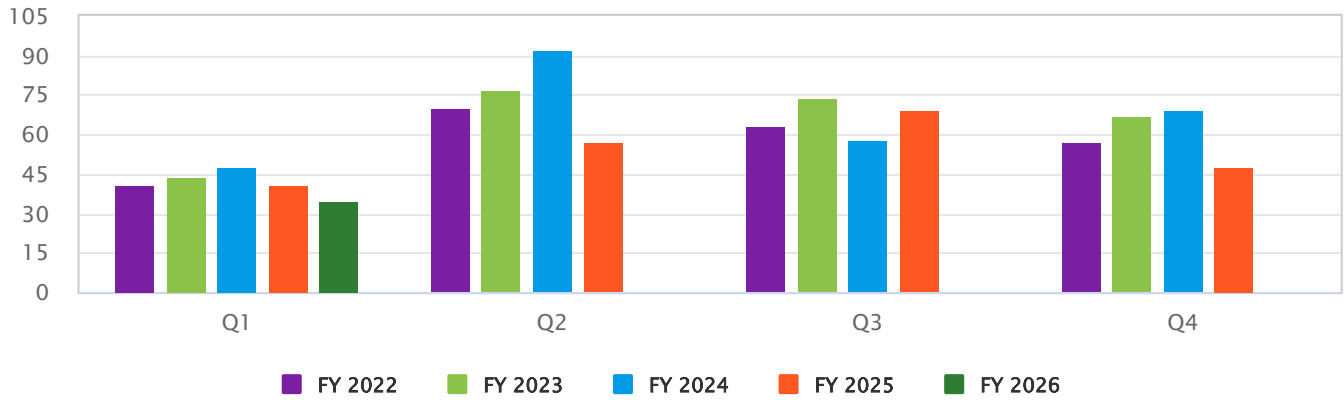
	Q1	Q2	Q3	Q4	Total
FY 2022	4	5	9	5	23
FY 2023	13	14	6	8	41
FY 2024	6	6	3	4	19
FY 2025	8	10	16	4	38
FY 2026	239	-	-	-	239

Starting in FY 2026 this metric added position add/deletes and retitles. Prior years only included reclasses.

HUMAN RESOURCES

General Administration

Compensation - # of Surveys Participate/Conduct



	Q1	Q2	Q3	Q4	Total
FY 2022	41	70	63	57	231
FY 2023	44	77	74	67	262
FY 2024	48	92	58	69	267
FY 2025	41	57	69	48	215
FY 2026	35	-	-	-	35

HUMAN RESOURCES

General Administration

Benefits

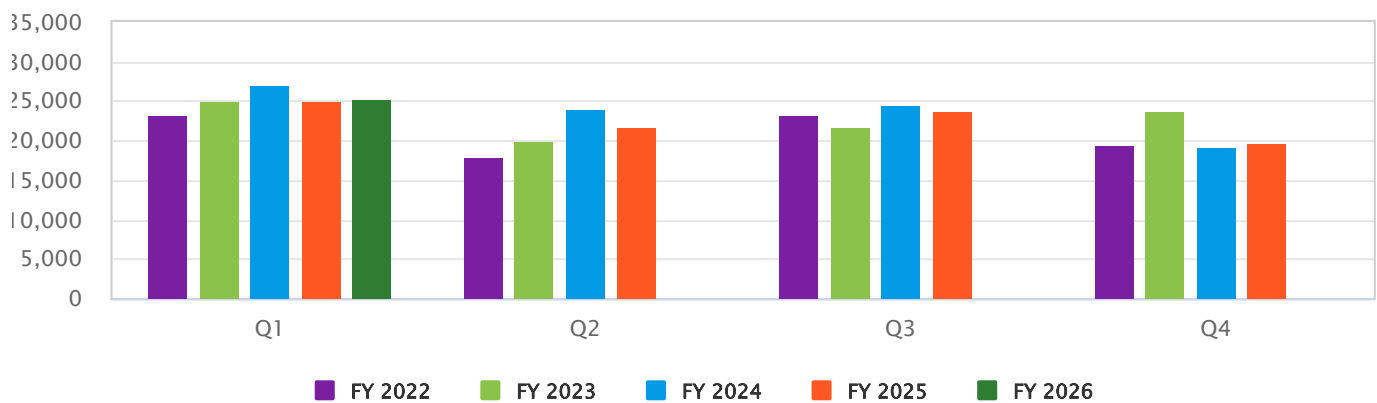
Processes all county benefits including employer and employee paid benefits. Plans include medical, dental, vision, prescription, life insurance, deferred compensation plans, disability, time off plans, leave plans (including paid, unpaid, FMLA and military), dreaded disease, legal, TCDRS, COBRA, and medical retirement plans. Also coordinates totally separate benefit plans for CSCD employees and deals with the state on benefit setup and issues for these employees. Administers wellness program process. Ensures HIPAA compliance for the medical plan.

Goals & Objectives

1. To effectively manage employee health plans.

FY 2026 YTD	Q1	Q2	Q3	Q4	Average
# of Open FMLA Cases	259	0	0	0	259
# of Open Disability Claims	22	0	0	0	22
Medical/Prescription Insurance Costs per Employee	\$25,284	\$-	\$-	\$-	\$25,284

Benefits – Medical/Prescription Insurance Costs per Employee



	Q1	Q2	Q3	Q4	Average
FY 2022	\$23,227	\$17,989	\$23,418	\$19,495	\$21,032
FY 2023	\$25,008	\$20,067	\$21,824	\$23,860	\$22,690
FY 2024	\$27,049	\$24,077	\$24,552	\$19,179	\$23,714
FY 2025	\$25,039	\$21,893	\$23,770	\$19,892	\$22,649
FY 2026	\$25,284	\$0	\$0	\$0	\$6,321

HUMAN RESOURCES

General Administration

Risk Management

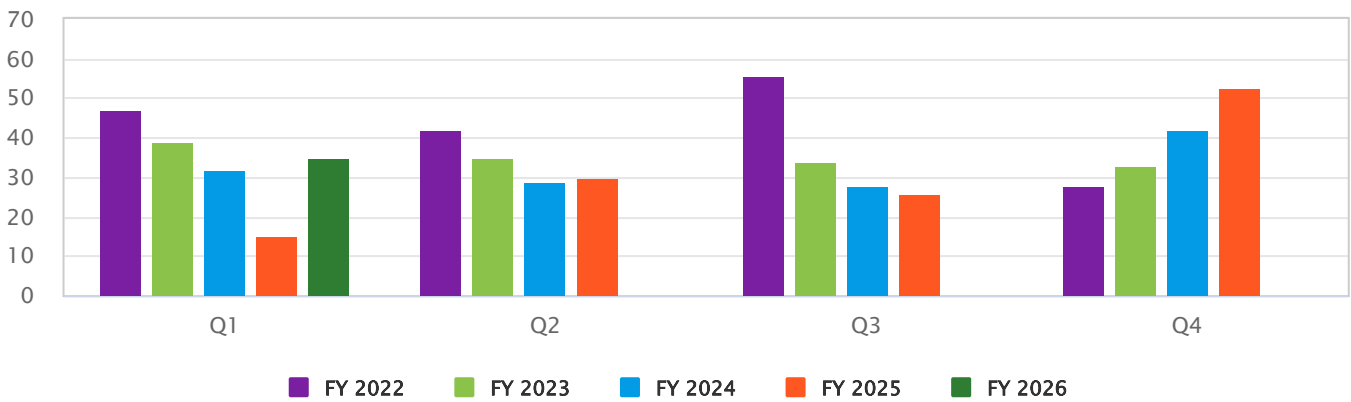
Recommends and binds appropriate insurance coverage for the county. Processes and manages property, general liability, auto and workers' compensation claims. Coordinates with other departments to reduce county liability as relates to safety and risk functions.

Goals & Objectives

1. To identify potential threats and implement strategies to mitigate risk for the County.

FY 2026 YTD	Q1	Q2	Q3	Q4	Total
# of Workers' Compensation Claims	35	-	-	-	35
# of Other Claims	26	-	-	-	26

Risk Management - # of Workers' Compensation Claims

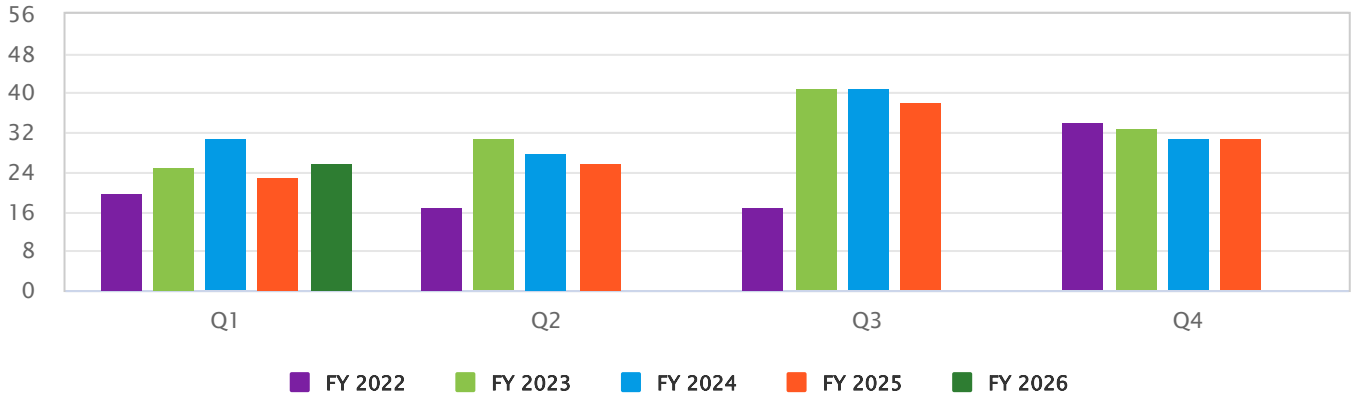


	Q1	Q2	Q3	Q4	Total
FY 2022	47	42	56	28	173
FY 2023	39	35	34	33	141
FY 2024	32	29	28	42	131
FY 2025	15	30	26	53	124
FY 2026	35	-	-	-	35

HUMAN RESOURCES

General Administration

Risk Management - # of Other Claims



	Q1	Q2	Q3	Q4	Total
FY 2022	20	17	17	34	88
FY 2023	25	31	41	33	130
FY 2024	31	28	41	31	131
FY 2025	23	26	38	31	118
FY 2026	26	-	-	-	26

HUMAN RESOURCES

General Administration

Payroll

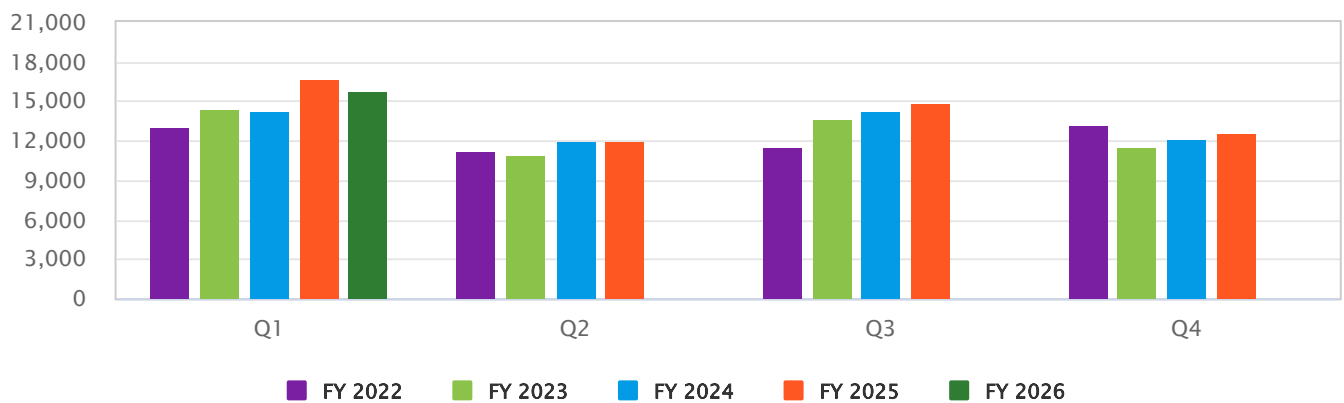
Processing of payroll including new hires, terminations, benefits, various deductions and changes such as transfers, promotions, status, and department. Includes taxes and payroll reconciliations.

Goals & Objectives

1. To provide accurate and timely payment of employee salaries and wages.

FY 2026 YTD	Q1	Q2	Q3	Q4	Total
# of Payroll Checks Processed	15,852	-	-	-	15,852

Payroll – # of Payroll Checks Processed



	Q1	Q2	Q3	Q4	Total
FY 2022	13,067	11,201	11,596	13,236	49,100
FY 2023	14,397	11,029	13,675	11,600	50,701
FY 2024	14,309	12,062	14,233	12,135	52,739
FY 2025	16,705	12,024	14,884	12,681	56,294
FY 2026	15,852	-	-	-	15,852

HUMAN RESOURCES

General Administration

Talent Acquisition

Goals & Objectives

1. Strategically and proactively find and attract qualified individuals.

FY 2026 YTD	Q1	Q2	Q3	Q4	Total
# of Hiring Events Attended	15	-	-	-	15
# of Applicants Contacted	2,214	-	-	-	2,214

Human Resources Information Systems

Goals & Objectives

1. To centralize, streamline, and automate all HR functions.

FY 2026 YTD	Q1	Q2	Q3	Q4	Total
# of Maintained Positions	2,175	-	-	-	2,175
# of Reports Maintained in the System	1,705	-	-	-	1,705

Civil Service

Goals & Objectives

1. Ensure impartial and effective delivery of Civil Service rules.

FY 2026 YTD	Q1	Q2	Q3	Q4	Total
# of Applications Reviewed	896	-	-	-	896
# of Deputy Sheriff Tests Proctored	-	-	-	-	-
# of Appeals Received	-	-	-	-	-

INFORMATION TECHNOLOGY

General Administration

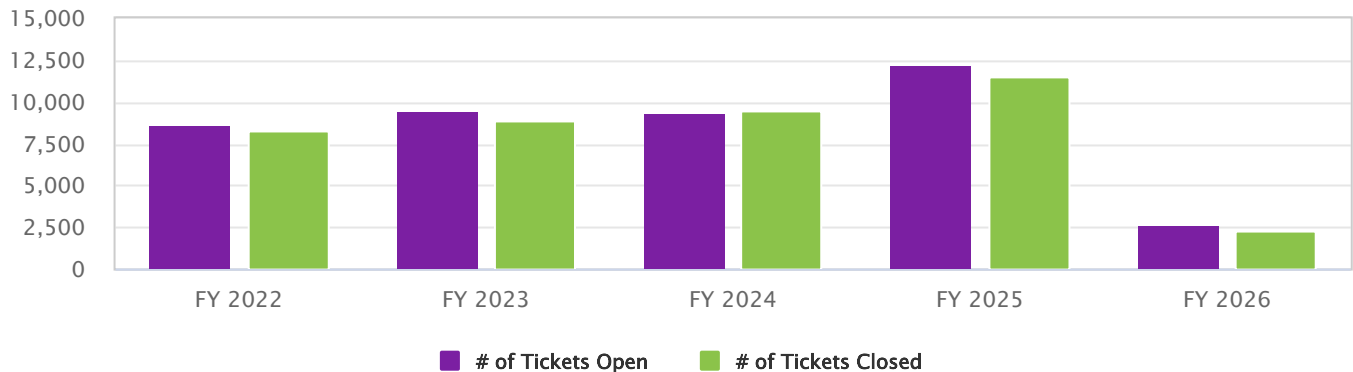
Service Support Management

Assistance includes installation, configuration, testing and maintenance for desktops, laptops and mobile devices for County users. Printers, faxes, scanners, electronic accessories/peripherals and Microsoft/3rd Party application support for County users.

Goals & Objectives

1. First level support to resolve 50% of calls received.
2. Second level of support to resolve all escalated calls timely.
3. Complete the implementation of county wide projects as needed.

Number of Tickets Open vs. Closed



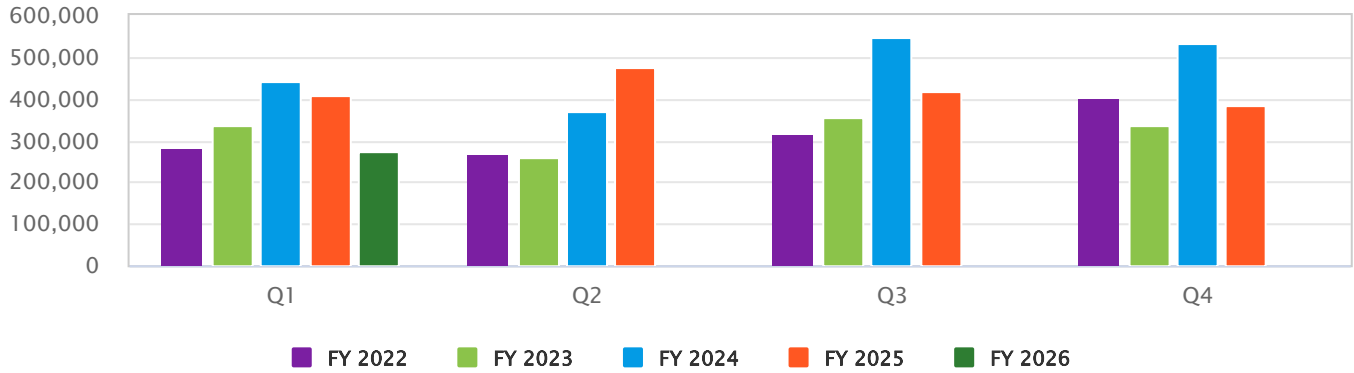
	# of Tickets Open	# of Tickets Closed	% of Ticket Completion
FY 2022	8,674	8,329	96.02%
FY 2023	9,479	8,863	93.50%
FY 2024	9,382	9,444	100.66%
FY 2025	12,263	11,482	93.63%
FY 2026	2,587	2,325	89.87%

INFORMATION TECHNOLOGY

General Administration

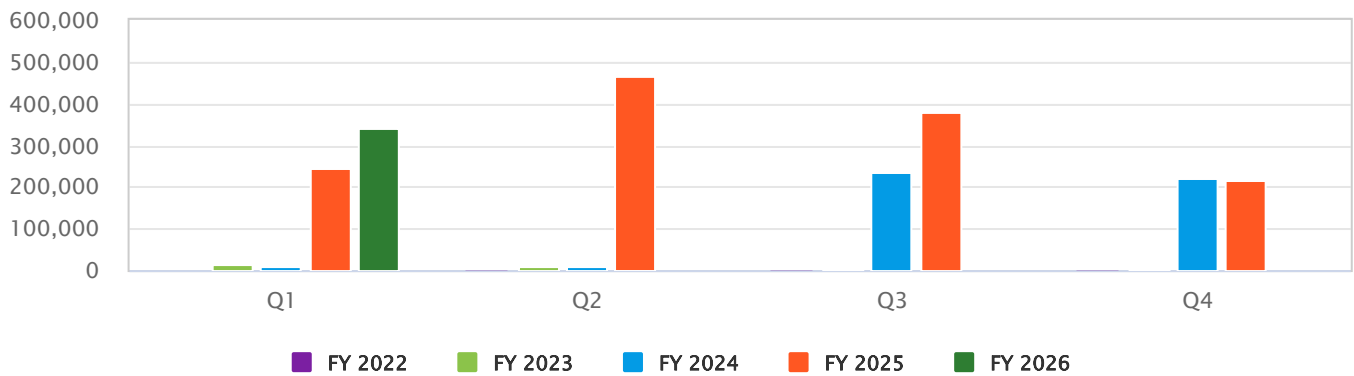
IT Security Management

Vulnerability Management – Number of Vulnerabilities



# of Vulnerabilities	Q1	Q2	Q3	Q4	Total
FY 2022	281,941	270,081	316,742	403,160	1,271,924
FY 2023	333,769	257,948	353,309	334,246	1,279,272
FY 2024	443,251	368,028	546,019	534,036	1,891,334
FY 2025	406,237	476,470	415,376	383,698	1,681,781
FY 2026	271,684	-	-	-	271,684

Email Security – Number of Phish & Malware Emails Blocked



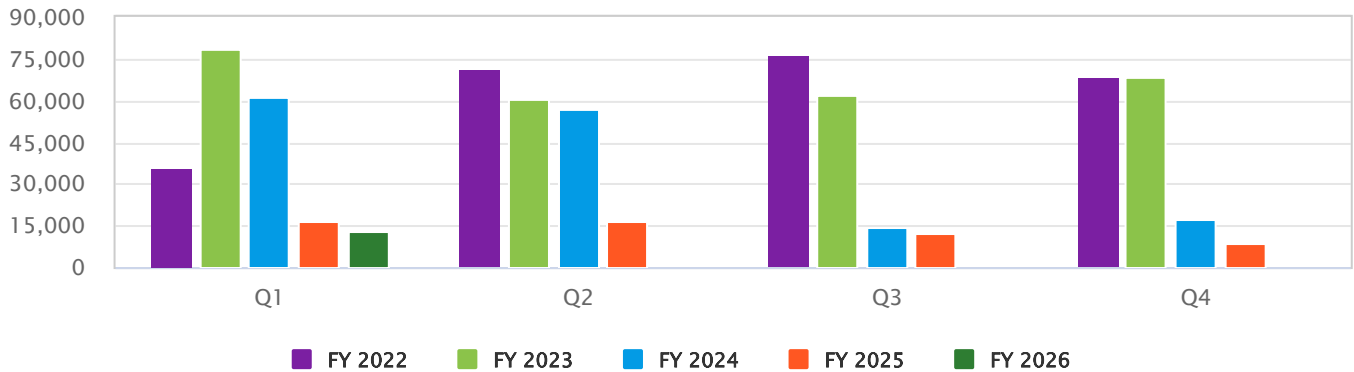
# of Phish & Malware Emails Blocked	Q1	Q2	Q3	Q4	Total
FY 2022	1,538	4,366	6,294	4,191	16,389
FY 2023	12,900	7,698	6,760	4,191	31,549
FY 2024	8,373	8,669	235,425	220,150	472,617
FY 2025	242,417	464,112	377,435	218,342	1,302,306
FY 2026	341,376	-	-	-	341,376

INFORMATION TECHNOLOGY

General Administration

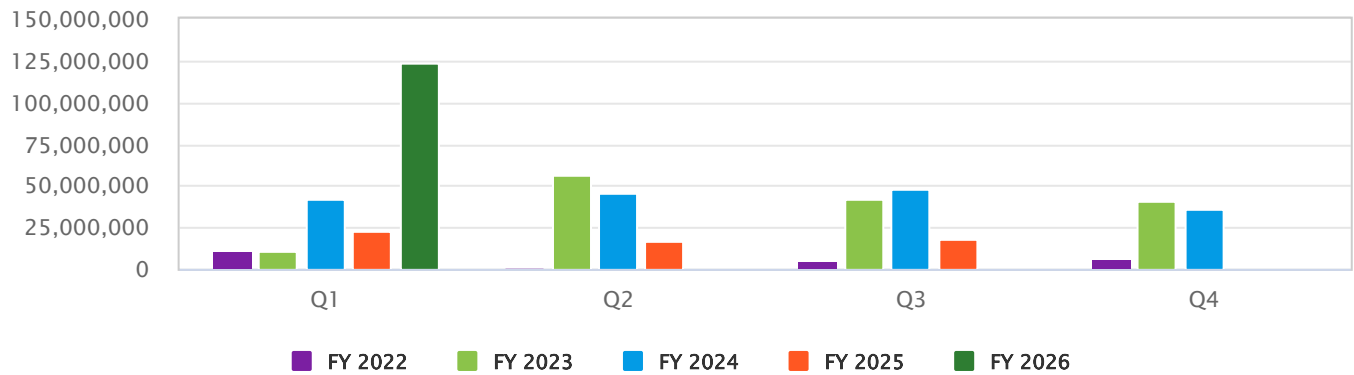
GENERAL ADMINISTRATION

Email Security – Number of Spam Emails Blocked



# of Spam Emails Blocked	Q1	Q2	Q3	Q4	Total
FY 2022	36,277	71,492	76,490	68,663	252,922
FY 2023	78,599	60,207	62,056	68,663	269,525
FY 2024	60,964	56,569	14,370	17,015	148,918
FY 2025	16,697	16,465	12,187	8,882	54,231
FY 2026	12,816	-	-	-	12,816

Outbound Security – # of Blocked Requests



# of Blocked Requests	Q1	Q2	Q3	Q4	Total
FY 2022	11,017,154	1,603,200	4,280,487	5,906,337	22,807,178
FY 2023	10,878,758	56,529,904	41,415,469	40,707,847	149,531,978
FY 2024	42,524,287	45,332,774	48,513,081	36,293,890	172,664,032
FY 2025	22,500,988	16,947,607	17,668,507	-	57,117,102
FY 2026	123,947,938	-	-	-	123,947,938

INFORMATION TECHNOLOGY

General Administration

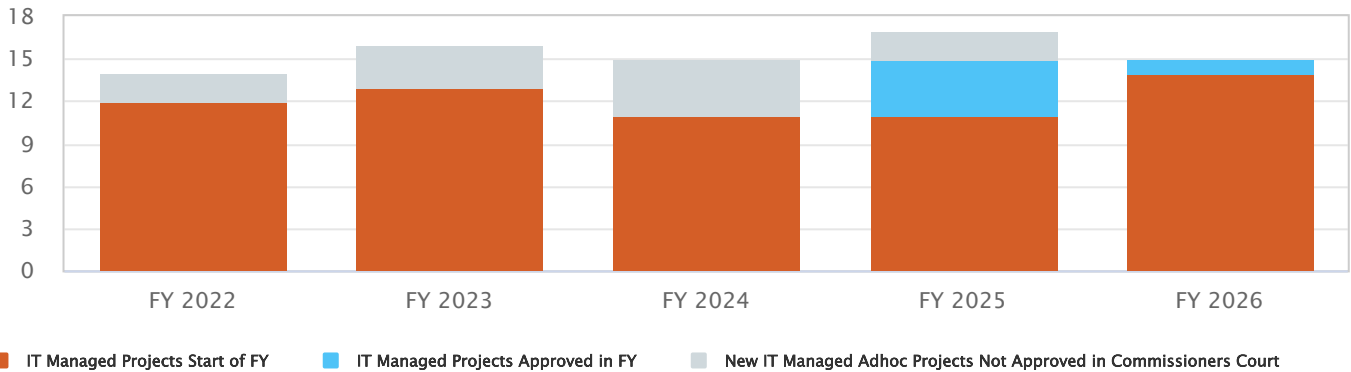
Plan - Project Management

The Project Management Office (PMO) is responsible for project planning and execution of all IT related projects in Collin County. The PMO team consists of project managers and business analysts who manage project activities including analysis, development, testing and implementation.

Goals & Objectives

1. To plan all budgeted and adhoc projects that require IT's involvement (hardware, software, resources).
2. To standardize project management processes for all projects (planned and unplanned).
3. To provide end-to-end management of the project tasks, from project initiation to production support.
4. To track budget vs. actual for all budgeted projects.
5. To provide preliminary estimates for the magnitude of the project (estimate hours) in order to plan and schedule the project's execution.

Plan – Project Management Projects



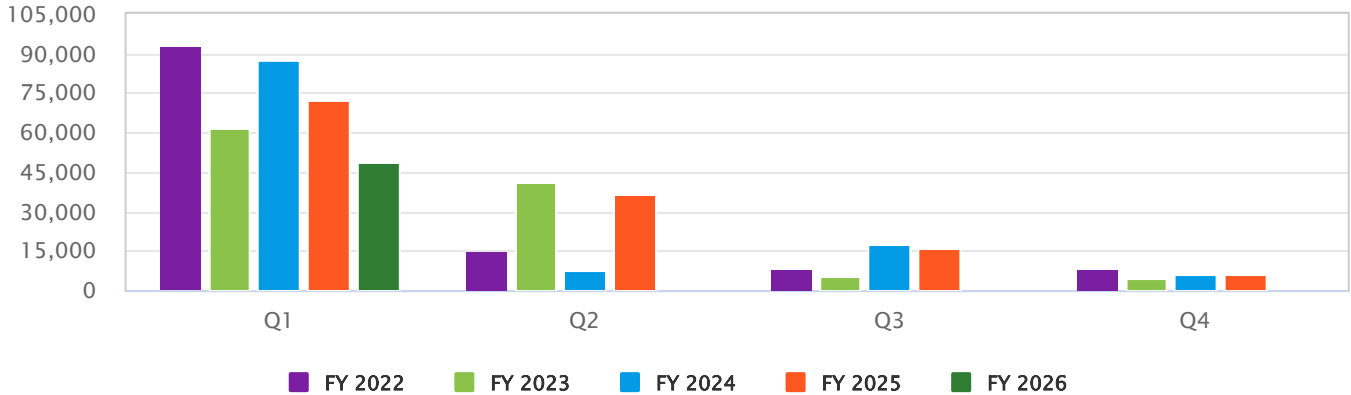
	FY 2022	FY 2023	FY 2024	FY 2025	FY 2026
IT Managed Projects Start of FY	12	13	11	11	14
IT Managed Projects Approved in FY	-	-	-	4	1
New IT Managed Adhoc Projects Not Approved in Commissioners Court	2	3	4	2	-

NON DEPARTMENTAL DUES & SUBSCRIPTIONS

General Administration

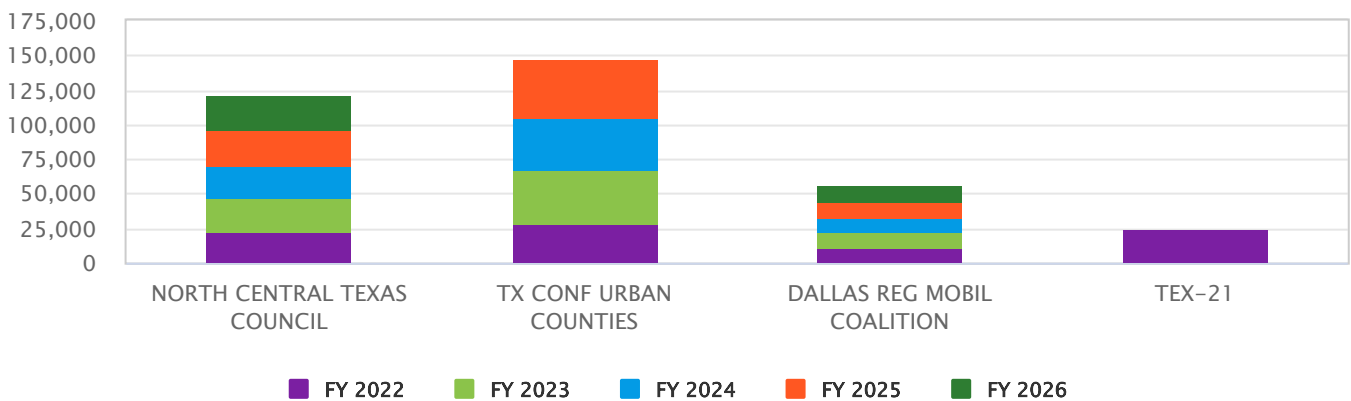
GENERAL ADMINISTRATION

Non-Departmental - Dues & Subscriptions



	Q1	Q2	Q3	Q4	Total	Annual % -Decrease/Inc
FY 2022	\$93,194	\$15,207	\$8,175	\$8,701	\$125,277	-%
FY 2023	\$61,473	\$41,210	\$5,297	\$4,515	\$112,495	(10.20%)
FY 2024	\$87,372	\$7,496	\$17,157	\$6,077	\$118,102	4.98%
FY 2025	\$72,095	\$36,212	\$16,262	\$6,457	\$131,026	10.94%
FY 2026	\$49,073	\$-	\$-	\$-	\$49,073	(62.55%)

High Non-Dept Dues & Subscriptions by Vendor



	FY 2022	FY 2023	FY 2024	FY 2025	FY 2026
NORTH CENTRAL TEXAS COUNCIL	\$23,328	\$23,851	\$24,260	\$24,797	\$25,554
TX CONF URBAN COUNTIES	\$29,612	\$37,957	\$37,957	\$42,083	\$-
DALLAS REG MOBIL COALITION	\$11,250	\$11,250	\$11,250	\$11,250	\$11,250
TEX-21	\$25,000	\$-	\$-	\$-	\$-
Total	\$89,189	\$73,058	\$73,467	\$78,130	\$36,804

RECORDS

General Administration

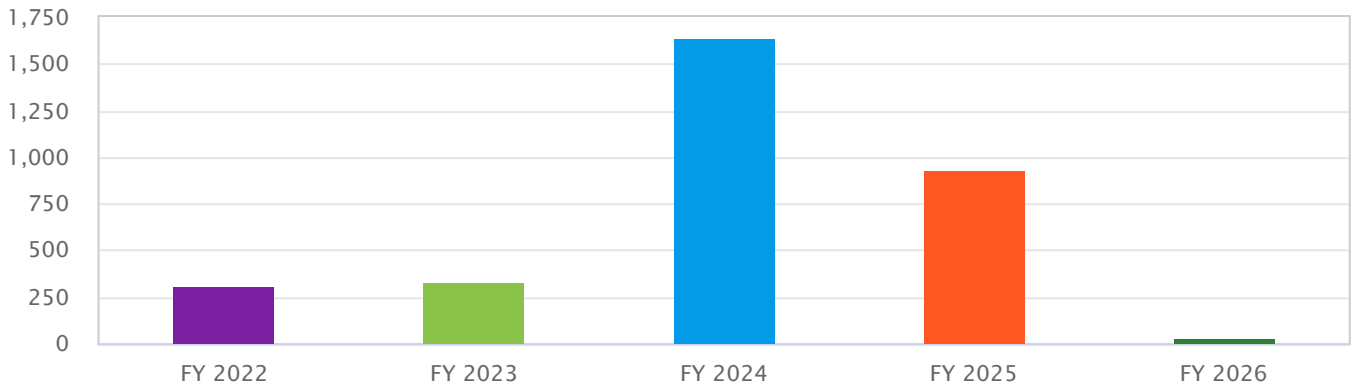
Records Retention

This function includes maintaining and updating retention schedules; monitoring destruction efforts including providing vendor onsite secure destruction services, training on records & information management; scanning county records for inclusion in the county's electronic records/document management system; providing secured storage for IT back up tapes and original backup microfilm; and reviewing records for preservation of historical and/or archival documents once their retention period has expired.

Goals & Objectives

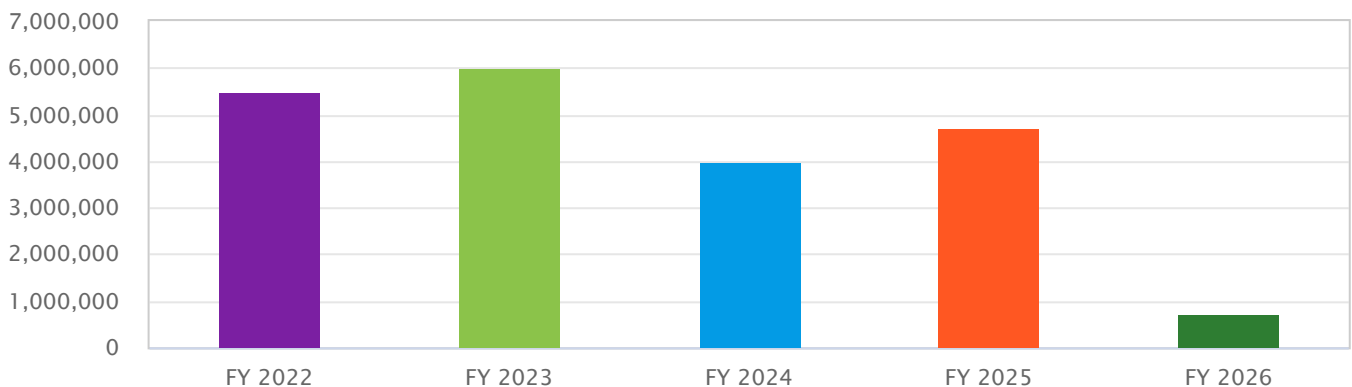
1. To ensure that all records created and received by the County are maintained, preserved, and disposed of in accordance with County, State, and Federal rules and regulations.
2. Update Collin County retention schedule as per revised Texas State library and archives schedules.
3. To scan and/or import 8,000,000 pages annually.

Records Retention – Number of Boxes Destroyed



	FY 2022	FY 2023	FY 2024	FY 2025	FY 2026
Number of Boxes Destroyed as per Retention Schedule	314	338	1,642	929	29

Records Retention – Pages Scanned and/or Imported

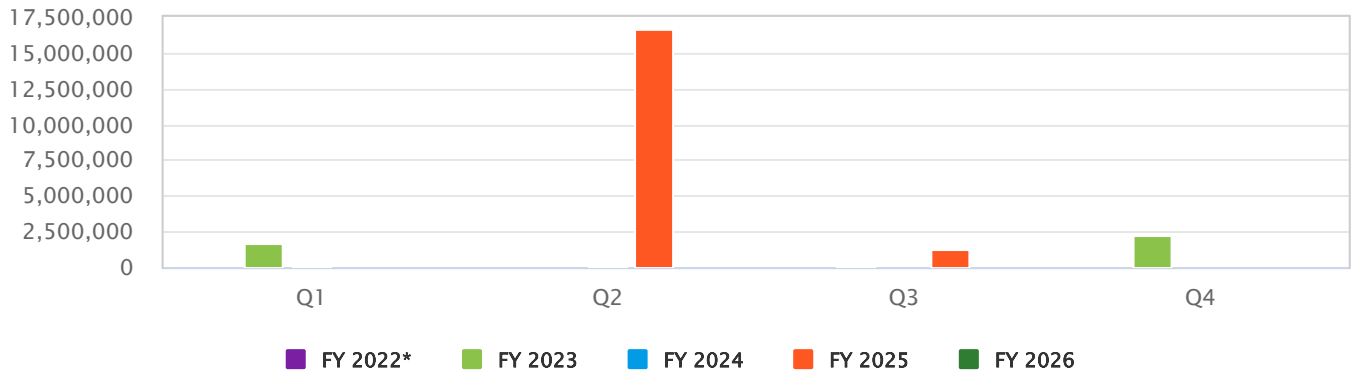


	FY 2022	FY 2023	FY 2024	FY 2025	FY 2026
Pages Scanned and/or Imported	5,501,845	6,009,435	3,989,805	4,741,157	735,035

RECORDS

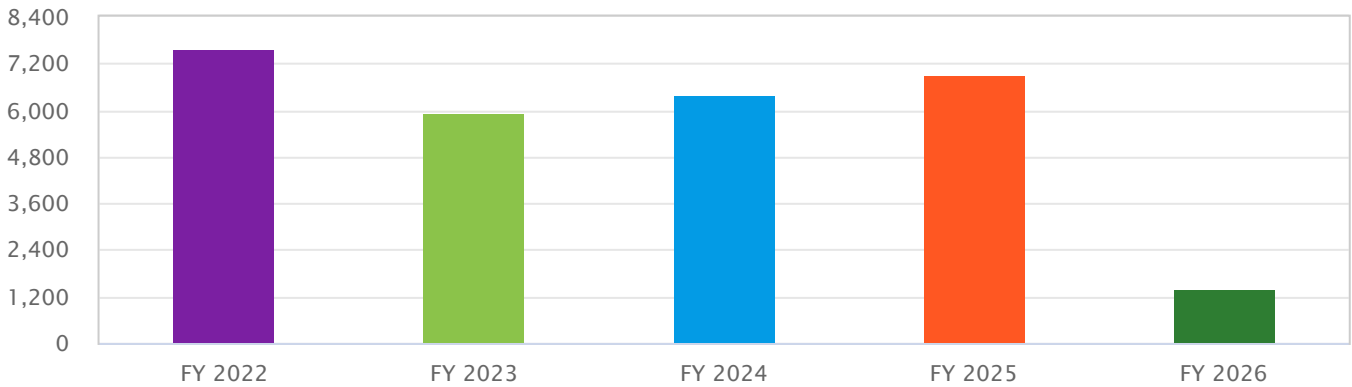
General Administration

Records Retention – Pages Purged in RMS System



Pages Purged in RMS System	Q1	Q2	Q3	Q4	Total
FY 2022*	-	-	-	-	-
FY 2023	1,641,710	-	187,007	2,203,052	4,031,769
FY 2024	183,432	101,656	-	-	285,088
FY 2025	-	16,603,012	1,326,493	-	17,929,505
FY 2026	-	-	-	-	-

Storage & Retrieval – Records Requests

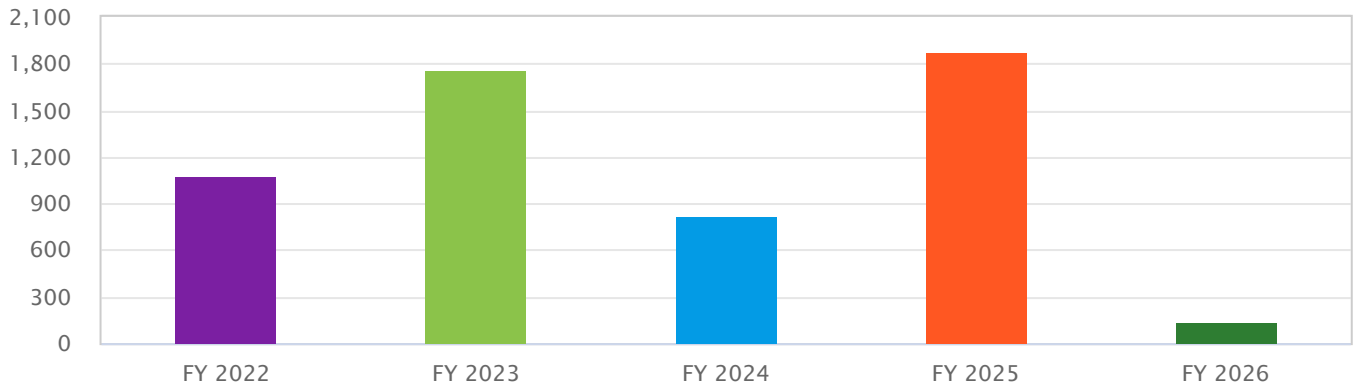


	FY 2022	FY 2023	FY 2024	FY 2025	FY 2026
Records Requests	7,561	5,932	6,369	6,889	1,388

RECORDS

General Administration

Storage & Retrieval – New Boxes for Intake



	FY 2022	FY 2023	FY 2024	FY 2025	FY 2026
New Boxes for Intake	1,082	1,769	819	1,882	137

SUPPORT SERVICES

General Administration

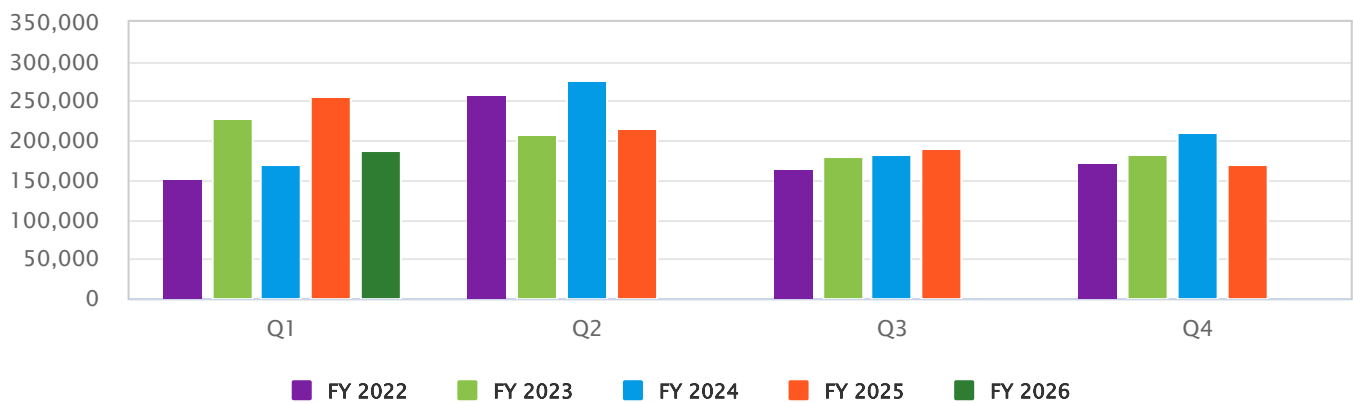
Metering & Sorting

Support Services sorts mail received to deliver to each office and sorts outgoing mail by the first 3 digits in the zip code to get discounted rates. Mail is metered and boxed for delivery to the post office. Special items including larger parcels are metered on site prior to delivery.

Goals & Objectives

1. To work with departments and use presorted rate for over 75% of County mailings.
2. To provide next business day delivery on all outgoing mail 98% of the time.

Total County Mail Pieces Processed



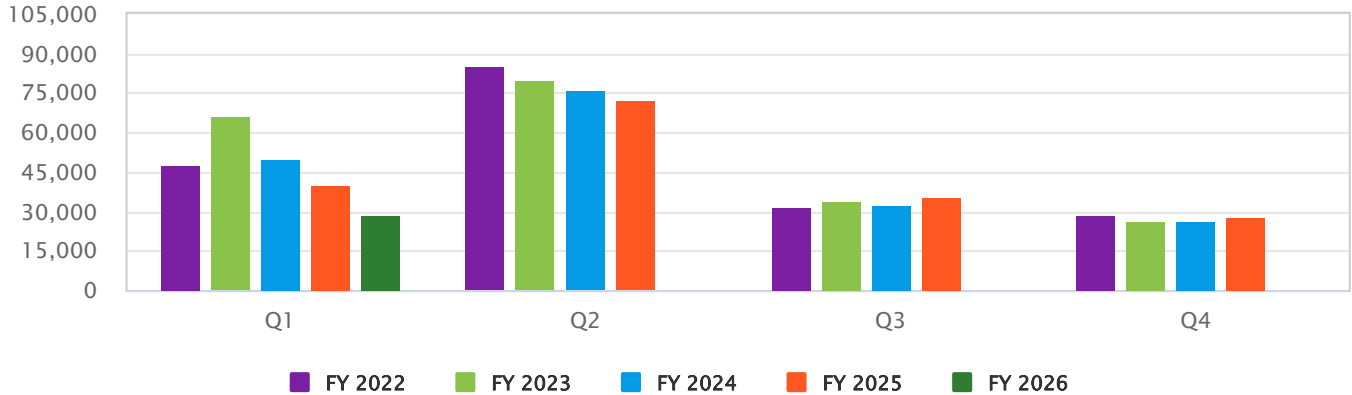
Total of all County mail pieces handled by month.

	Q1	Q2	Q3	Q4
FY 2022	153,227	258,887	165,891	171,909
FY 2023	228,292	207,299	178,985	182,283
FY 2024	169,949	275,453	183,451	210,248
FY 2025	256,796	216,524	191,128	169,052
FY 2026	187,911	-	-	-

SUPPORT SERVICES

General Administration

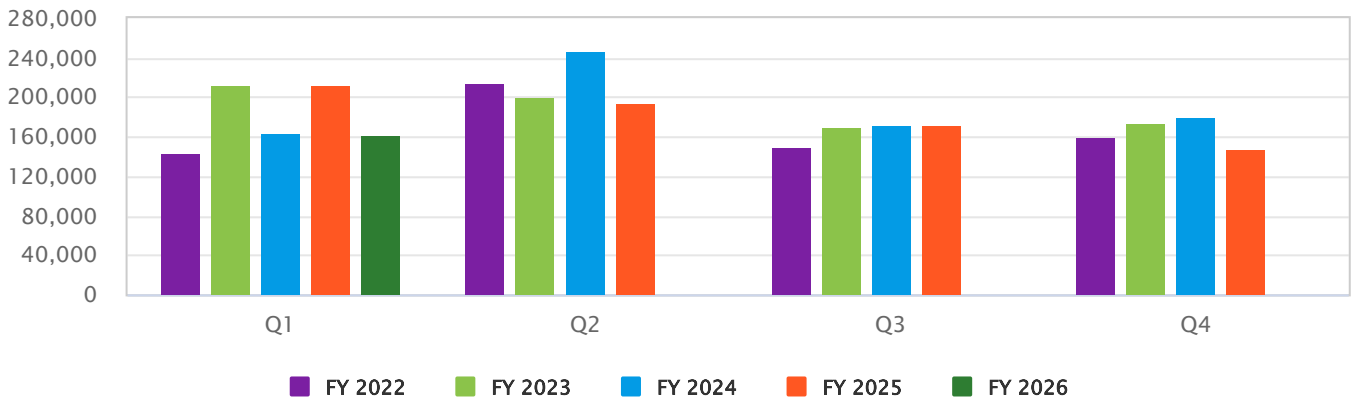
Tax Office Mail Pieces Processed



Total of all mail pieces handled from the Tax Office by month.

	Q1	Q2	Q3	Q4
FY 2022	47,905	84,997	32,304	28,765
FY 2023	66,038	79,891	34,353	26,710
FY 2024	49,865	76,000	32,803	26,871
FY 2025	40,507	71,953	35,965	28,077
FY 2026	28,898	-	-	-

Pre-Sort Mail Pieces Processed



Total of all presort mail pieces handled by quarter including postcards.

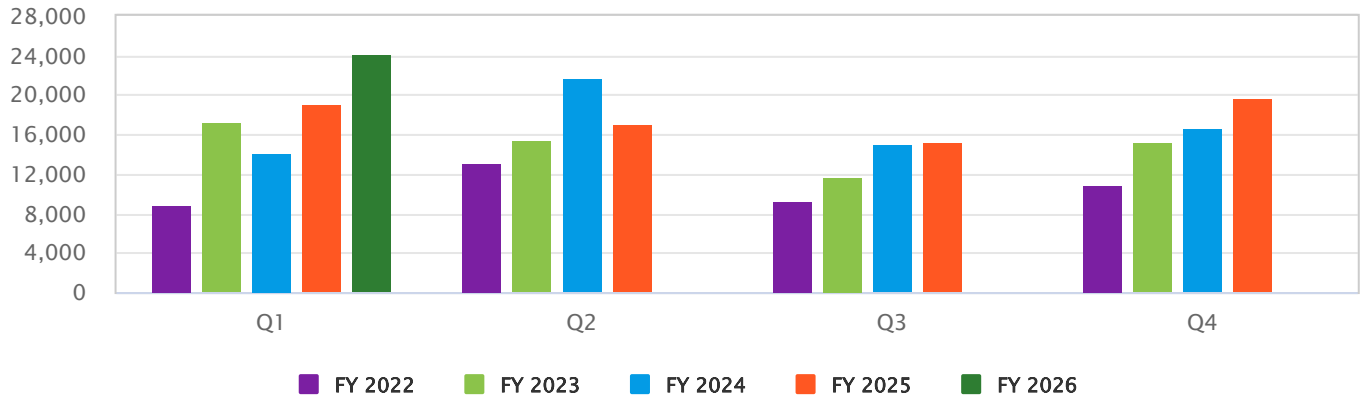
Pre-Sort Mail Pieces Processed	Q1	Q2	Q3	Q4
FY 2022	144,773	215,809	150,999	160,109
FY 2023	212,686	200,742	169,941	173,715
FY 2024	163,846	248,359	172,375	180,594
FY 2025	212,388	194,121	173,328	147,623
FY 2026	161,813	-	-	-

SUPPORT SERVICES

General Administration

GENERAL ADMINISTRATION

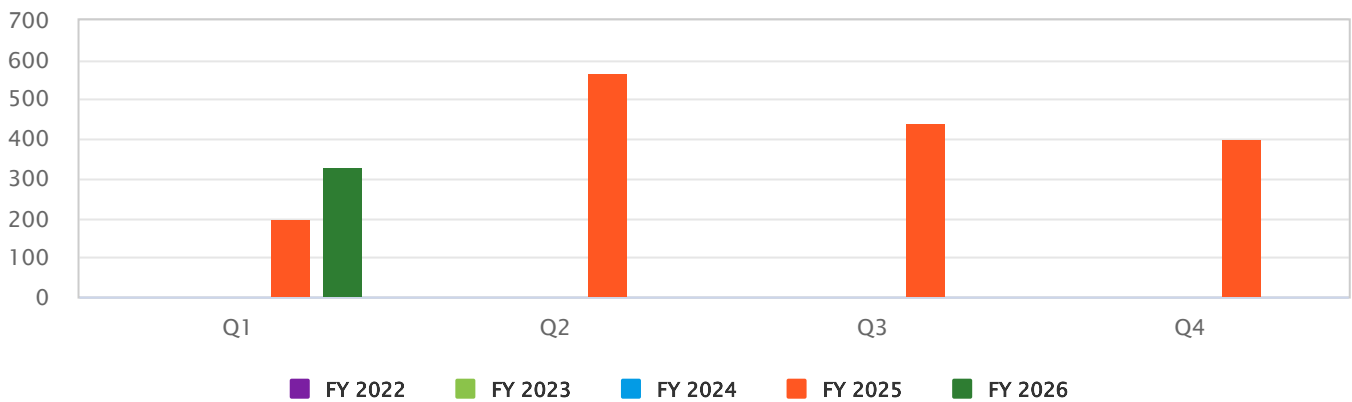
Pre-Sort Mail Savings



Total savings achieved by presorting mail each month.

	Q1	Q2	Q3	Q4
FY 2022	\$8,977	\$13,260	\$9,351	\$10,953
FY 2023	\$17,335	\$15,376	\$11,847	\$15,123
FY 2024	\$14,135	\$21,782	\$15,081	\$16,623
FY 2025	\$19,036	\$17,102	\$15,258	\$19,588
FY 2026	\$24,216	\$-	\$-	\$-

District Clerk Passport Packages



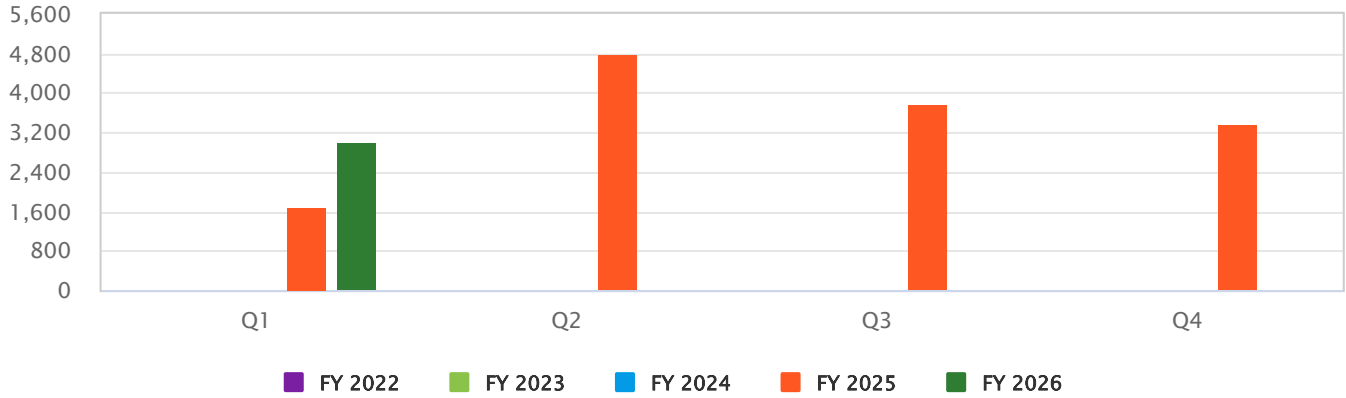
Passport Office opened in November 2024.

District Clerk Passport Packages	Q1	Q2	Q3	Q4
FY 2022	0	0	0	0
FY 2023	0	0	0	0
FY 2024	0	0	0	0
FY 2025	198	569	439	399
FY 2026	329	0	0	0

SUPPORT SERVICES

General Administration

District Clerk Passport Package Cost



Passport Office opened in November 2024.

District Clerk Passport Package Cost	Q1	Q2	Q3	Q4
FY 2022	\$-	\$-	\$-	\$-
FY 2023	\$-	\$-	\$-	\$-
FY 2024	\$-	\$-	\$-	\$-
FY 2025	\$1,719	\$4,769	\$3,788	\$3,352
FY 2026	\$2,983	\$-	\$-	\$-

TELECOM

General Administration

Infrastructure Management

Includes installation, configuration, testing and maintenance for new and existing systems for the County Network, Voice/Data, Audio/Visual, Servers, Email and Storage Environment.

Goals & Objectives

- > To deliver required and cost effective solutions for the replacement of the current legacy applications.
- > To reduce the overall support and maintenance costs.
- > Maintain 70-80% virtualization of county wide servers.

Infrastructure Management	FY 2022	FY 2023	FY 2024	FY 2025 Total	FY 2026 Q1
Capacity Management					
% of Servers Virtualized	96%	95%	95%	93%	94%
Availability Management					
Court Management System	99%	99%	99%	100%	100%
PeopleSoft	100%	98%	99%	100%	100%
E-Mail	100%	100%	99%	100%	100%
Internet	100%	99%	99%	99%	99%
Audio Visual	100%	100%	100%	100%	100%

VETERAN SERVICES

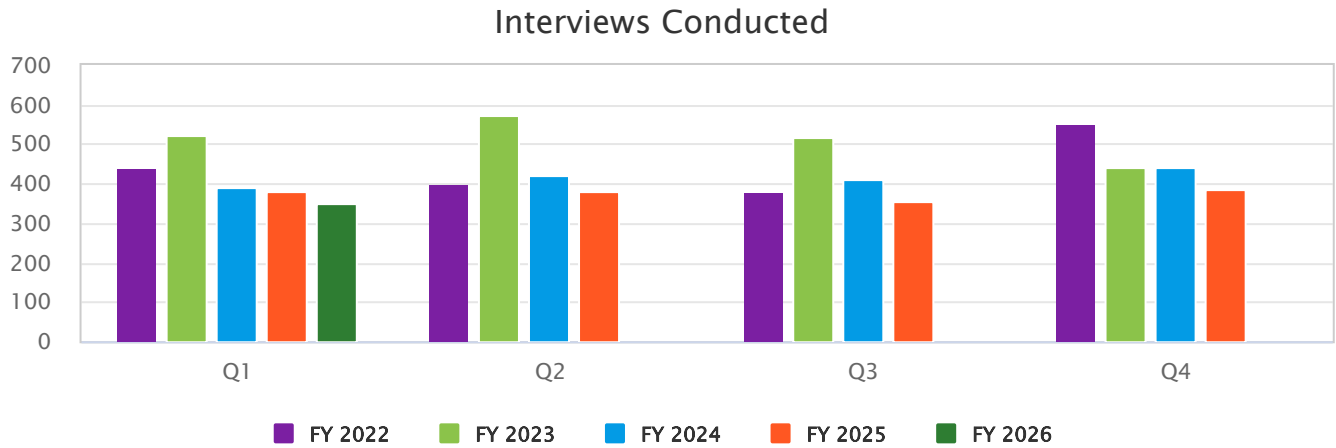
General Administration

Administration

This program would include the administrative duties that are involved with the processing of claims to the VA and state benefits which would include the filing of necessary paperwork and continued follow-up on correspondence concerning claims until a decision is made.

Goals & Objectives

1. Employ VA work study students to increase office productivity.



Interviews Conducted	Q1	Q2	Q3	Q4	Total
FY 2022	441	399	378	553	1,771
FY 2023	522	573	516	439	2,050
FY 2024	390	423	412	439	1,664
FY 2025	378	379	356	387	1,500
FY 2026	350	-	-	-	350

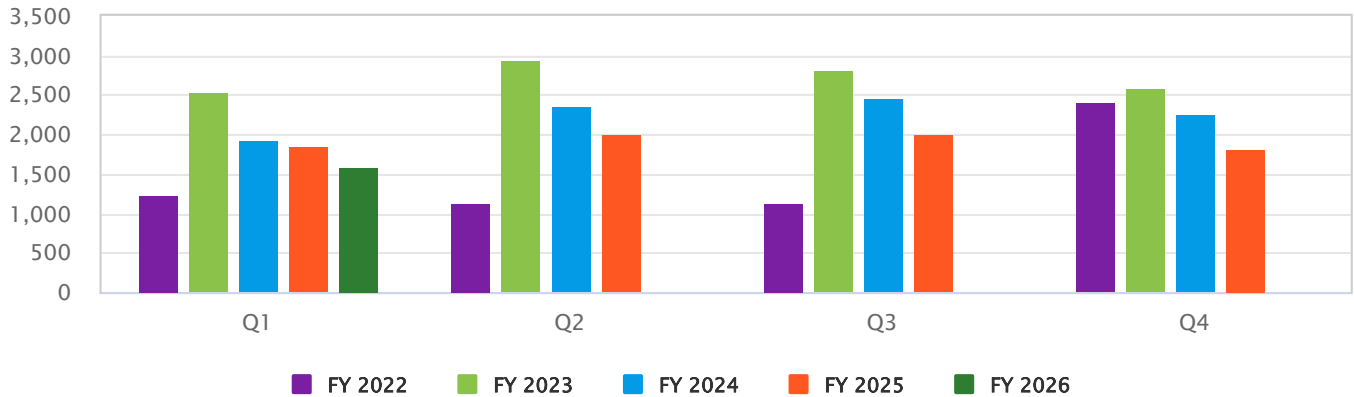
Information is reported from daily logs maintained by Veteran Employees

VETERAN SERVICES

General Administration

GENERAL ADMINISTRATION

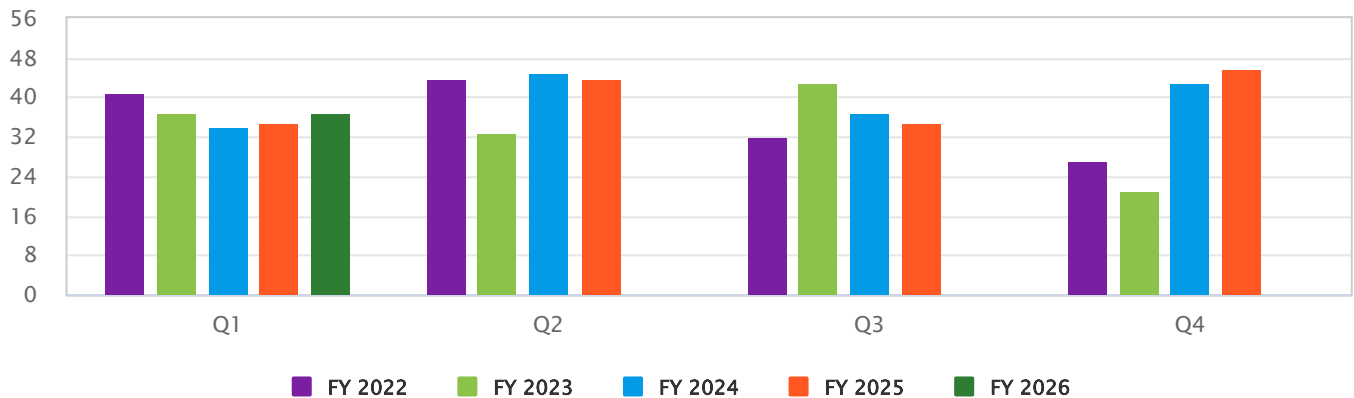
Call Activity



Call Activity	Q1	Q2	Q3	Q4	Total
FY 2022	1,240	1,140	1,145	2,401	5,926
FY 2023	2,543	2,939	2,810	2,583	10,875
FY 2024	1,918	2,369	2,455	2,262	9,004
FY 2025	1,859	1,994	2,003	1,824	7,680
FY 2026	1,602	-	-	-	1,602

Information is reported from daily logs maintained by Veteran Employees

Appeals



Appeals	Q1	Q2	Q3	Q4	Total
FY 2022	41	44	32	27	144
FY 2023	37	33	43	21	134
FY 2024	34	45	37	43	159
FY 2025	35	44	35	46	160
FY 2026	37	-	-	-	37

Information is reported from daily logs maintained by Veteran Employees

VETERAN SERVICES

General Administration

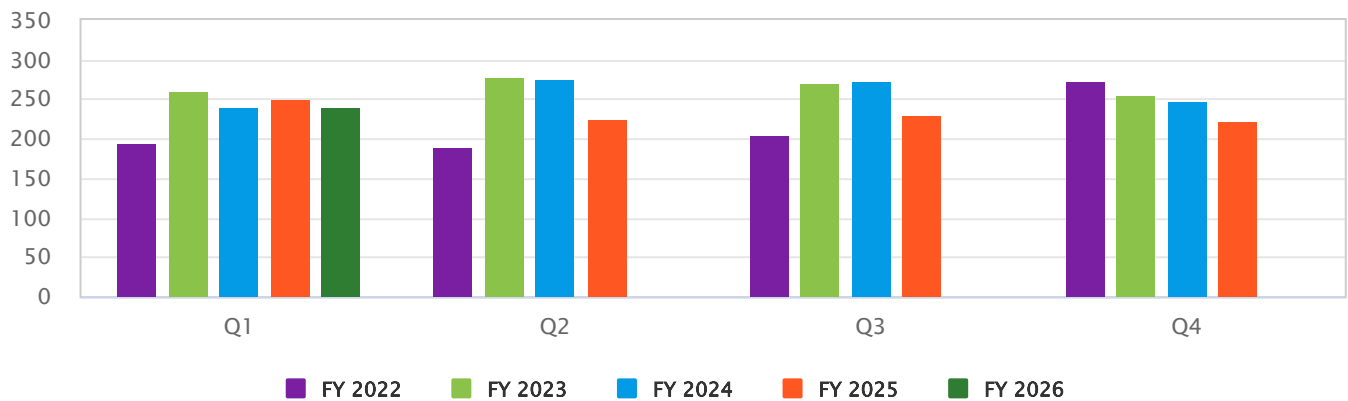
Claims

Provide monetary benefits to veterans for both service and no service-connected disabilities. Provide widows with monetary benefits through DIC or Widow’s pension. Provide financial assistance with Assisted Living, Nursing Home and in home care when VA determines certain criteria is met. Assist veterans/dependents with claim preparation and development. Ensure veterans/dependents receive all benefits and entitlements they may be entitled to.

Goals & Objectives

1. To promptly process paperwork and submit claims within 2 business days, 70% of the time.
2. Continue to rank in the top 10% of county veterans’ offices claim processing in the Waco region by the Texas Veterans Commission.

Claims Filed



Claims Filed	Q1	Q2	Q3	Q4	Total
FY 2022	196	189	205	274	864
FY 2023	260	279	272	255	1,066
FY 2024	240	276	273	249	1,038
FY 2025	252	225	232	222	931
FY 2026	240	-	-	-	240

Information is reported from daily logs maintained by Veteran Employees

Community Outreach

To educate the community by presenting general information regarding VA benefits and entitlements. This is achieved through presentations to various groups throughout the county.

Goals & Objectives

1. To educate the community by making presentations to veteran organizations and other groups pertaining to veteran benefits and entitlements.
2. To increase outreach to the community through home, hospital, and nursing home visits by 5% over prior year.

HEALTH CARE

Health and Welfare

Immunizations Program

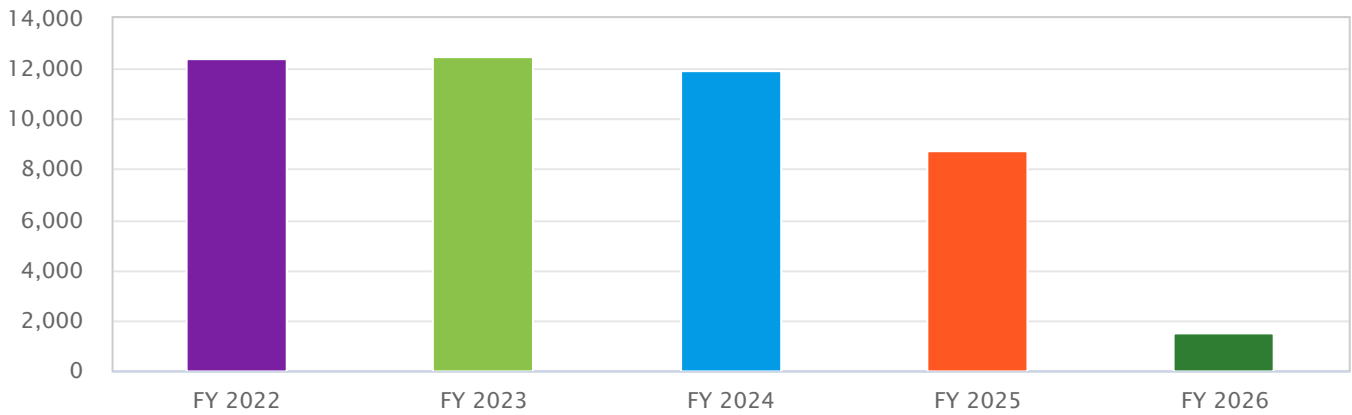
Primary goal is to provide free or low cost vaccines to eligible children and adults to prevent diseases.

Description of measures are reported from the Health Care Department.

FY 2026 Goals & Objectives

- > To maintain or increase free or low cost vaccines provided to children to prevent disease.
- > To complete the assigned DSHS school and child care reviews to increase vaccination compliance with community partners.
- > CCHCS is dedicated to promoting the Texas Immunization Registry called Immtrac by entering assigned records from DSHS.
- > The Perinatal Hepatitis B Prevention program ensures household and sexual contacts of mother’s who are positive for Hepatitis B are offered serological testing and the Hepatitis B series for preventive measures.

Immunizations Given



	FY 2022	FY 2023	FY 2024	FY 2025	FY 2026
Immunizations	12,376	12,505	11,919	8,750	1,530
Total	12,376	12,505	11,919	8,750	1,530

HEALTH CARE

Health and Welfare

Tuberculosis (TB) Program

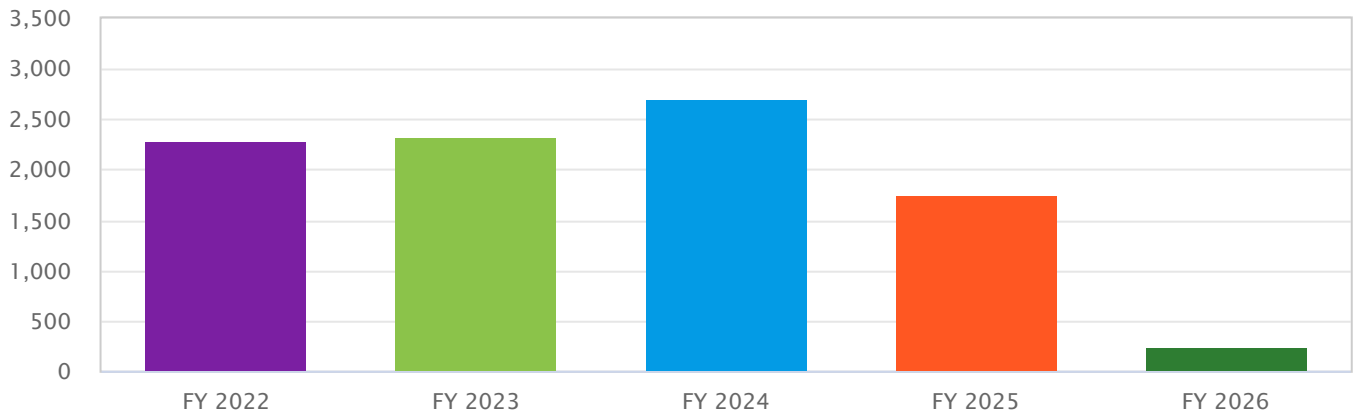
To prevent, control and eliminate the spread of TB in Collin County.

Description of measures are reported from the Health Care Department.

FY 2026 Goals & Objectives

- > To maintain a TB clinic that can see patients with active disease and provide treatment to infectious patients.
- > To provide mandated directly observed therapy to active TB patients in their home or designated location.
- > To increase Video Directly Observed Therapy to enhance compliance for active TB patients.

Outreach Visits

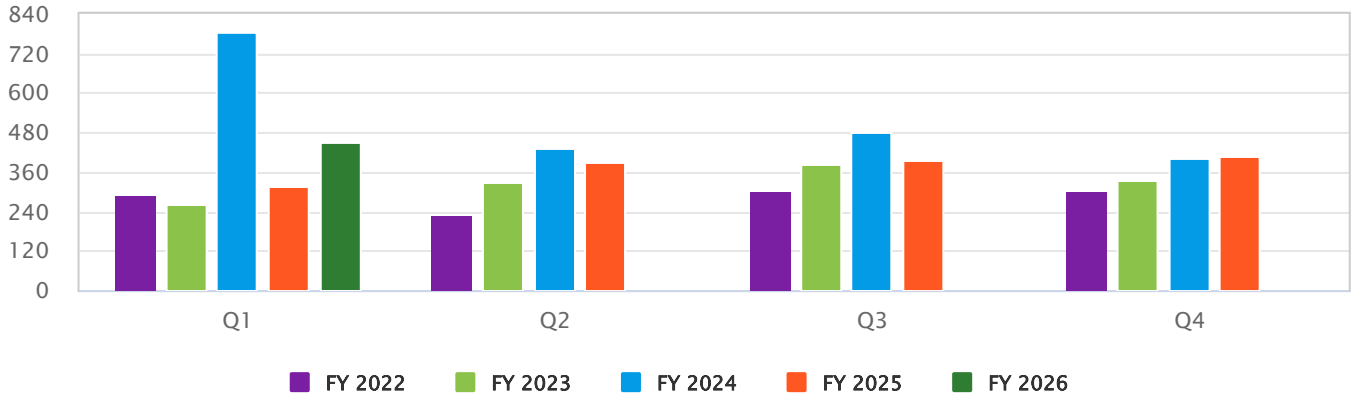


	FY 2022	FY 2023	FY 2024	FY 2025	FY 2026
Outreach Visits	2,294	2,328	2,710	1,755	242
Total	2,294	2,328	2,710	1,755	242

HEALTH CARE

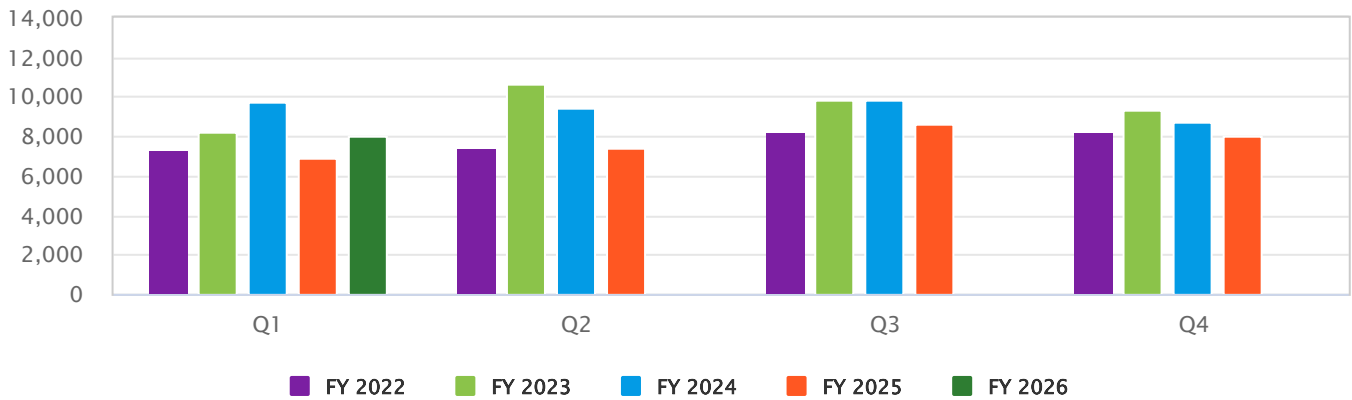
Health and Welfare

TB Contacts



	Q1	Q2	Q3	Q4	Total
FY 2022	292	234	306	302	1,134
FY 2023	261	331	386	333	1,311
FY 2024	788	431	481	404	2,104
FY 2025	318	390	393	408	1,509
FY 2026	453	-	-	-	453

TB Communication Demands



	Q1	Q2	Q3	Q4	Total
FY 2022	7,316	7,427	8,257	8,241	31,241
FY 2023	8,249	10,665	9,885	9,372	38,171
FY 2024	9,732	9,424	9,839	8,713	37,708
FY 2025	6,896	7,443	8,599	7,967	30,905
FY 2026	7,967	-	-	-	7,967

HEALTH CARE

Health and Welfare

Epidemiology & Disease Reporting

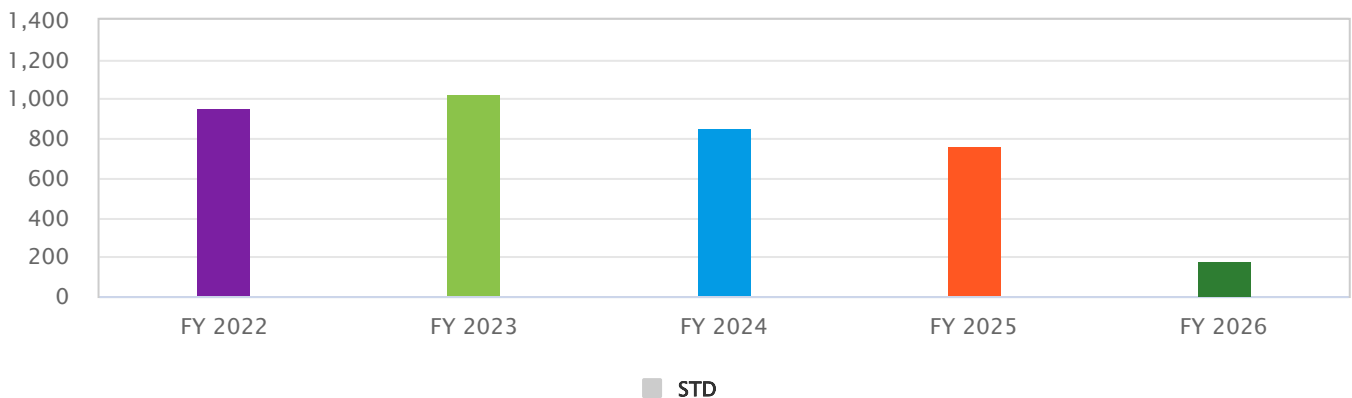
Suspected, probable and confirmed notifiable conditions must be reported to the Health Department based on DSHS Notifiable Conditions List.

Description of measures are reported from the Health Care Department.

FY 2026 Goals & Objectives

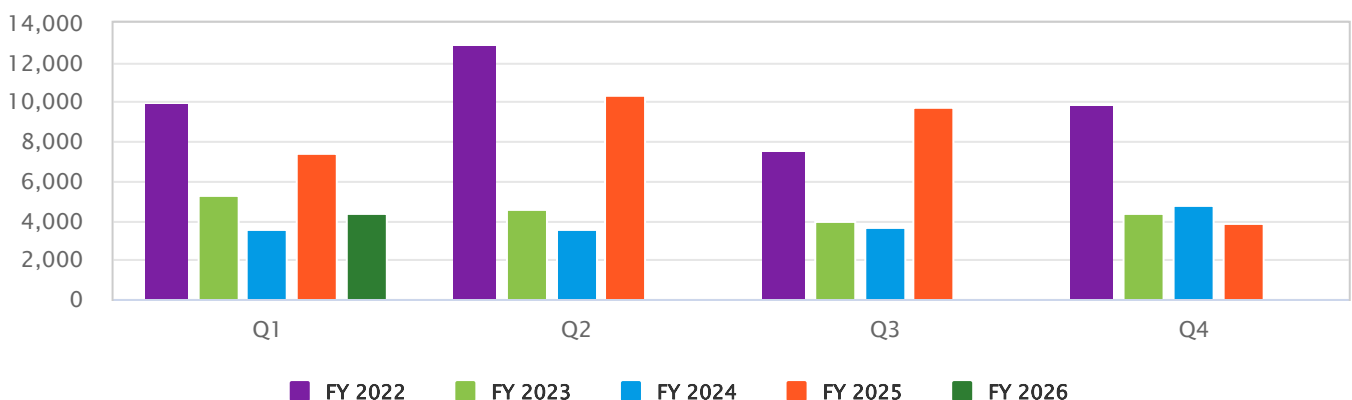
- > The epidemiology department will receive disease reports and respond to disease reports according to the time frame on DSHS notifiable list.
- > The epidemiology department will successfully complete disease investigations.
- > The epidemiology department will provide guidance and support to local hospitals, providers and residents.

Communicable Disease Patient Clinic Visits



	FY 2022	FY 2023	FY 2024	FY 2025	FY 2026
STD	953	1,021	853	765	183
Total	953	1,021	853	765	183

Epidemiology Communication Demands



HEALTH CARE*Health and Welfare*

	Q1	Q2	Q3	Q4	Total
FY 2022	9,901	12,873	7,460	9,811	40,045
FY 2023	5,254	4,547	3,913	4,383	18,097
FY 2024	3,553	3,590	3,607	4,817	15,567
FY 2025	7,422	10,317	9,699	3,857	31,295
FY 2026	4,407	-	-	-	4,407

HEALTH CARE

Health and Welfare

Employee / Dependent Clinic

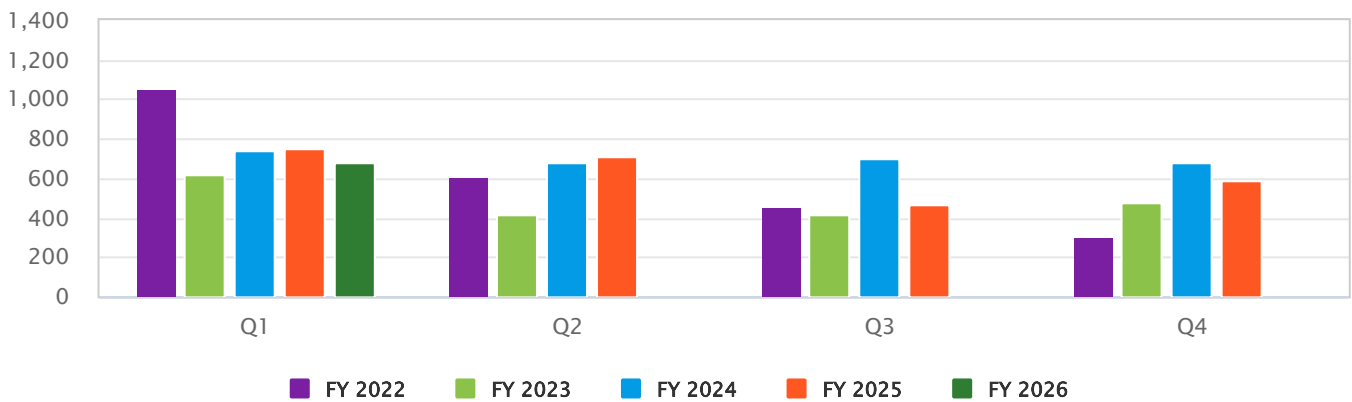
The clinic benefits all individuals who are eligible for care through the Employee Clinic. The eligible individuals include all current employees (regardless of insurance status); all Collin County retirees who elect to carry over their Collin County insurance following retirement; and all eligible dependents greater than seven years of age.

Description of measures are reported from the Health Care Department.

FY 2026 Goals & Objectives

- > To increase employee/dependent clinic utilization by 10% and report lab utilization.

Clinic Appointments



	Q1	Q2	Q3	Q4	Total
FY 2022	1,054	612	460	303	2,429
FY 2023	623	413	419	480	1,935
FY 2024	739	680	699	677	2,795
FY 2025	748	712	466	584	2,510
FY 2026	681	-	-	-	681

HEALTH CARE

Health and Welfare

Pre-Employment Physicals

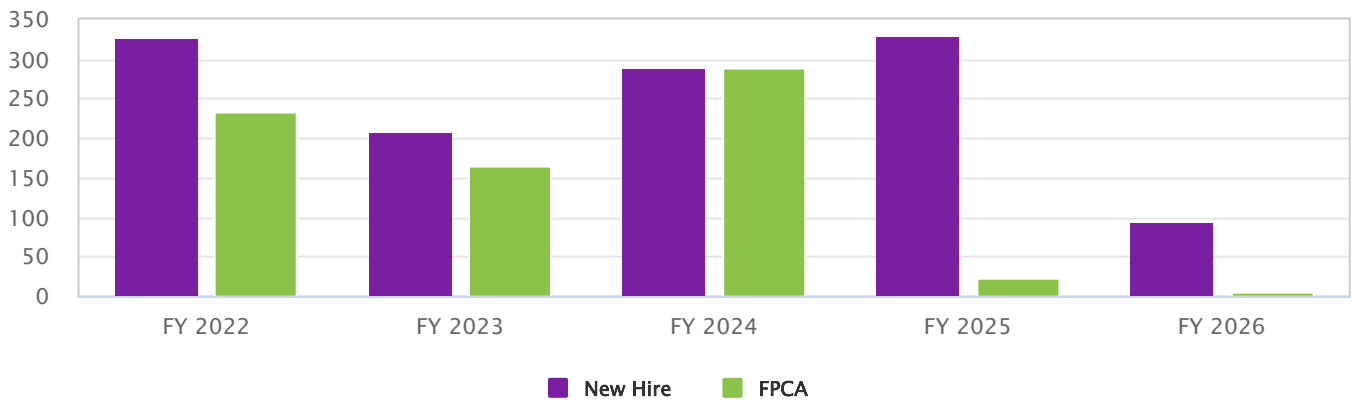
The Physician’s Assistant and the RN, through the Employee Clinic, perform pre-employment physicals at the request of Human Resources. After the pertinent forms have been completed by the Employee Health Nurse, drug test completed, and all other information collected, the Physician’s Assistant will review history, urine results, and perform routine physical exams. The Physician’s Assistant will make recommendations to Human Resources on whether the applicant is able to perform specific job duties. Policies and procedures are in place that address all requirements for this process.

Description of measures are reported from the Health Care Department.

FY 2026 Goals & Objectives

- > To complete new hire physicals within 3 days of request.

Pre-Employment Physicals



	FY 2022	FY 2023	FY 2024	FY 2025	FY 2026
New Hire	328	209	289	330	93
FPCA	234	166	288	23	5
Total	562	375	577	353	98

Capital Improvement Program



Project Summaries

Project Name	Description	Project Type	FY 2026 Budget	Available	Operational Impact
Adult Detention Facility					
FI03JAIL	2003 Bond - Justice Center	Facilities	\$ 19,941,984	\$ 7,804	\$ -
FI07JAIL	Adult Detention Facility Expansion	Facilities	\$ 45,800,000	\$ 1,411,277	\$ 2,557,563
FI07K4008	Fire Suppression Sprinklers	Facilities	\$ 111,751	\$ 77,509	\$ -
FI23JAIL	Adult Detention Expansion & Remodel	Facilities	\$ 14,552,379	\$ 23,310	\$ -
FI23JAILKM	Jail Kitchen Move	Facilities	\$ 1,550,000	\$ 12,059	\$ -
Animal Shelter Facility					
FI23ANIM	Animal Shelter Expansion & Remodel	Facilities	\$ 5,700,000	\$ 4,931,454	\$ -
City of Allen					
RI07007	AL - US 75 from Ridgeview	City Roads	\$ 755,715	\$ -	\$ -
City of Anna					
RI07009	AN - Mantua Rd from SH 5	City Roads	\$ 971,660	\$ 971,660	\$ -
City of Celina					
RI07014	CE - CR 5 from DNT Exten	City Roads	\$ 22,802,519	\$ 1,212,161	\$ -
City of Frisco					
RI070031	FR - Lebanon-Starwood-Dalpk	City Roads	\$ 1,150,000	\$ 329,524	\$ -
RI18008	FR - Dallas Parkway: <i>Eldorado Pkwy to Panther Creek Pkwy</i>	City Roads	\$ 2,000,000	\$ 718,530	\$ -
City of Lucas					
RI18007	LU - Lucas Road: <i>FM 2551/Angel Parkway to FM 1378/Country Club Rd</i>	City Roads	\$ 8,365,180	\$ 747,481	\$ -
City of Parker					
RI070064	PA - Parker Water Lines	City Roads	\$ 298,362	\$ 59,506	\$ -
RI070074	City of Parker Utility Relocations	City Roads	\$ 59,285	\$ -	\$ -
City of Plano					
RI07057	PL - Major Thrhfr Rehab	City Roads	\$ 16,520,000	\$ 0	\$ -
RI07058	PL - Intersection Imprvmt	City Roads	\$ 18,327,751	\$ 1	\$ -
City of Princeton					
RI07077	PN - CR407 frm US 380	City Roads	\$ 95,411	\$ 95,411	\$ -
City of Wylie					
RI07092	WY - Stone Rd fr Akin Ln	City Roads	\$ 4,521,250	\$ -	\$ -

Project Summaries

Project Name	Description	Project Type	FY 2026 Budget	Available	Operational Impact
Collin County - Discretionary					
RI18000A	2018 Proposition A Discretionary	County Roads	\$ 9,713,911	\$ 9,713,911	\$ -
RI23000E	2023 Proposition E Discretionary	County Roads	\$ 31,699,000	\$ 31,699,000	\$ -
Collin County Rural Road					
RI07099	CR - Park Blvd fr FM2514	County Roads	\$ 3,690,852	\$ -	\$ -
RI23001	CR 557, US 380 to SH 78	County Roads	\$ 3,700,000	\$ 1,119,404	\$ -
RI23002	CR 398, FM 546 to CR 447	County Roads	\$ 4,765,320	\$ 3,039,593	\$ -
RI23003	CR 437, Joint Project with Developer	County Roads	\$ 3,000,000	\$ 2,890,917	\$ -
RI23007	CR293 / CR728	County Roads	\$ 4,000,000	\$ 4,000,000	\$ -
RI23008	CR135 / CR 136	County Roads	\$ 5,000,000	\$ 5,000,000	\$ -
RI23009	CR407 / 404	County Roads	\$ 2,000,000	\$ 2,000,000	\$ -
RI23010	Bainbridge Development	County Roads	\$ 500,000	\$ 492,500	\$ -
RI23011	CR471 / CR415	County Roads	\$ 8,000,000	\$ 8,000,000	\$ -
Collin County Urban Streets					
RI23012	Kreymer Lane	County Roads	\$ 1,000,000	\$ 1,000,000	\$ -
Contingency Tax Notes					
FI25000TN	2025 Tax Note Contingency	Tax Notes	\$ 7,700,000	\$ 7,700,000	\$ -
County City					
RI18004CO	Park FM2514 to SH 78	City Roads	\$ 38,000,685	\$ 59,000	\$ -
RI18005CO	FM 546 / CR400	City Roads	\$ 13,953,710	\$ 778,643	\$ -
County-City-State					
RI18016	FM 545 Contributions	County Roads	\$ 1,073,356	\$ 1,073,356	\$ -
Courts Facility					
FI07CH	Bloomdale Cths Phase 2	Facilities	\$ 18,259,836	\$ 78,777	\$ -
FI23CH	Courthouse Expansion	Facilities	\$ 12,843,400	\$ 42,148	\$ -
FI23CHG	Courthouse Garage	Facilities	\$ 1,700,000	\$ 101,044	\$ -
Discretionary					
FI23000A	2023 Proposition A Discretionary	Facilities	\$ 188,578,444	\$ 188,578,444	\$ -
Facility Tax Notes					
FI01MP	Admin Services - Master Plan	Tax Notes	\$ 1,531,363	\$ 0	\$ -
FI18LAVNCH	JP/Constable Precinct 2 Bldg	Tax Notes	\$ 3,445,864	\$ -	\$ -
FI18PLCH	Plano Sub-CH Improvement Renovations	Tax Notes	\$ 2,298,839	\$ 68,000	\$ -
FI25ADG	Adult Detention Cluster 3 Generator	Tax Notes	\$ 400,000	\$ 7,406	\$ -
Juvenile Justice Facility					
FI07JJAEP	JJAEP Roof Repairs	Facilities	\$ 77,000	\$ 77,000	\$ -
Medical Examiner Facility					
FI23ME	Medical Examiner Facility	Facilities	\$ 9,500,000	\$ 3,382,356	\$ 109,230

Project Summaries

Project Name	Description	Project Type	FY 2026 Budget	Available	Operational Impact
Medical Examiner Facility					
Minimum Security Facility					
FI07G4001	Minimum Security Plumbing Repairs	Facilities	\$ 400,000	\$ 102,288	\$ -
Outdoor Camp					
OI010C	OUTDOOR CAMP	Open Space	\$ 27,127,952	\$ 112,387	\$ -
Plano 920 Park Plaza					
FI23JUVP	Juvenile Probation Move	Facilities	\$ 2,067,777	\$ 127,271	\$ -
Technology Tax Notes					
TI03FIN	Financial Reporting System	Tax Notes	\$ 11,194,488	\$ 2,074,412	\$ -
TI03JUS	Justice System	Tax Notes	\$ 16,827,057	\$ 1,198,883	\$ 950,000
TI18ELEC	Elections Equipment and Technology	Tax Notes	\$ 13,304,766	\$ 2,087,877	\$ -
Town of Fairview					
RI07017	FV - FM 1378 from Lucas	City Roads	\$ 132,500	\$ 132,500	\$ -
RI07018	FV - Frisco Rd from FM 1378	City Roads	\$ 540,000	\$ -	\$ -
RI07019	FV - Fairview from Ridgevie	City Roads	\$ 3,060,000	\$ -	\$ -
RI0718033	Fairview - Fairview Pkwy., Medical Dr.	City Roads	\$ 5,197,948	\$ -	\$ -
RI18033	Fairview - Fairview Pkwy., Medical Dr.	City Roads	\$ 2,782,052	\$ -	\$ -

City Roads Projects Summaries

Project Name	Project	Budget	Expenditures	Available
City of Allen				
RI07007	AL - US 75 from Ridgeview	\$ 755,715	\$ 755,715	\$ -
		\$ 755,715	\$ 755,715	\$ -
City of Anna				
RI07009	AN - Mantua Rd from SH 5	\$ 971,660	\$ -	\$ 971,660
		\$ 971,660	\$ -	\$ 971,660
City of Celina				
RI07014	CE - CR 5 from DNT Exten	\$ 22,802,519	\$ 21,590,357	\$ 1,212,161
		\$ 22,802,519	\$ 21,590,357	\$ 1,212,161
City of Frisco				
RI070031	FR - Lebanon-Starwood-Dalpk	\$ 1,150,000	\$ 820,476	\$ 329,524
RI18008	FR - Dallas Parkway: <i>Eldorado Pkwy to Panther Creek Pkwy</i>	\$ 2,000,000	\$ 1,281,470	\$ 718,530
		\$ 3,150,000	\$ 2,101,946	\$ 1,048,054
City of Lucas				
RI18007	LU - Lucas Road: <i>FM 2551/Angel Parkway to FM 1378/Country Club Rd</i>	\$ 8,365,180	\$ 7,617,699	\$ 747,481
		\$ 8,365,180	\$ 7,617,699	\$ 747,481
City of Parker				
RI070064	PA - Parker Water Lines	\$ 298,362	\$ 238,856	\$ 59,506
RI070074	City of Parker Utility Relocations	\$ 59,285	\$ 59,285	\$ -
		\$ 357,647	\$ 298,141	\$ 59,506
City of Plano				
RI07057	PL - Major Thrhfr Rehab	\$ 16,520,000	\$ 16,519,999	\$ 0
RI07058	PL - Intersection Imprvmt	\$ 18,327,751	\$ 18,327,750	\$ 1
		\$ 34,847,751	\$ 34,847,749	\$ 1
City of Princeton				
RI07077	PN - CR407 frm US 380	\$ 95,411	\$ -	\$ 95,411
		\$ 95,411	\$ -	\$ 95,411
City of Wylie				
RI07092	WY - Stone Rd fr Akin Ln	\$ 4,521,250	\$ 4,521,250	\$ -
		\$ 4,521,250	\$ 4,521,250	\$ -

City Roads Projects Summaries

Project Name	Project	Budget	Expenditures	Available
County City				
RI18004CO	Park FM2514 to SH 78	\$ 38,000,685	\$ 37,941,685	\$ 59,000
RI18005CO	FM 546 / CR400	\$ 13,953,710	\$ 13,175,067	\$ 778,643
		\$ 51,954,395	\$ 51,116,752	\$ 837,643
Town of Fairview				
RI07017	FV - FM 1378 from Lucas	\$ 132,500	\$ -	\$ 132,500
RI07018	FV - Frisco Rd from FM 1378	\$ 540,000	\$ 540,000	\$ -
RI07019	FV - Fairview from Ridgevie	\$ 3,060,000	\$ 3,060,000	\$ -
RI0718033	Fairview - Fairview Pkwy., Medical Dr.	\$ 5,197,948	\$ 5,197,948	\$ -
RI18033	Fairview - Fairview Pkwy., Medical Dr.	\$ 2,782,052	\$ 2,782,052	\$ -
		\$ 11,712,500	\$ 11,580,000	\$ 132,500
Total City Roads Projects		\$ 139,534,027	\$ 134,429,610	\$ 5,104,417

FY 2026 Capital Improvement Program

Project Group:	City of Allen
Project Name:	AL - US 75 from Ridgeview
Project Number:	RI07007
Major Project:	N/A
Start Date:	2011
Project Status:	Active
Funding Source:	2007 Bond Election



PROJECT DESCRIPTION

Engineering of US 75 from Ridgeview Interchange to from 2 lanes to 8 lanes.

OPERATIONAL IMPACT

Fund	Current	Projected Impact					Total
	FY 2026	FY 2027	FY 2028	FY 2029	FY 2030	Future	
N/A	\$ -	\$ -	\$ -	\$ -	\$ -	\$ -	\$ -

Impact Notes: All future maintenance is the responsibility of the City. No operational impact to the County.

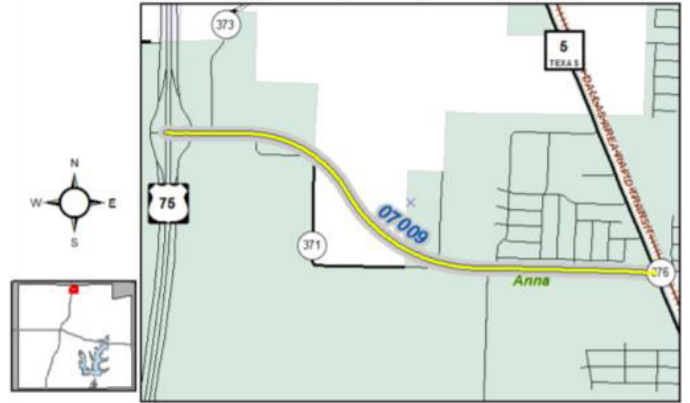
FINANCIALS

Expenditure Type	Budget	Actuals	Encumbrances	Requisitions	Total Expenditures	FY 2026 Available Budget
Construction	\$ 755,715	\$ 385,510	\$ 370,205	\$ -	\$ 755,715	\$ -
Total	\$ 755,715	\$ 385,510	\$ 370,205	\$ -	\$ 755,715	\$ -

Project financials are displayed as Project-to-Date numbers.

FY 2026 Capital Improvement Program

Project Group:	City of Anna
Project Name:	AN - Mantua Rd from SH 5
Project Number:	RI07009
Major Project:	N/A
Start Date:	2009
Project Status:	Active
Funding Source:	2007 Bond Election



PROJECT DESCRIPTION

Reconstruction of Mantua Rd / CR 371 from SH 5 (N. Powell Pkwy) to US 75 for a length of 1.8 miles.

OPERATIONAL IMPACT

Fund	Current	Projected Impact					Total
	FY 2026	FY 2027	FY 2028	FY 2029	FY 2030	Future	
N/A	\$ -	\$ -	\$ -	\$ -	\$ -	\$ -	\$ -

Impact Notes: All future maintenance is the responsibility of the City. No operational impact to the County.

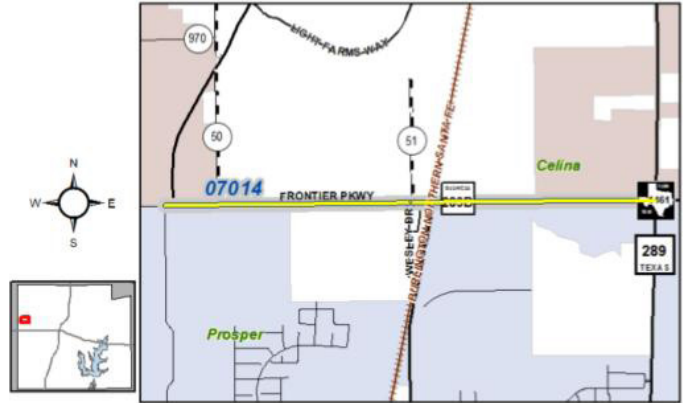
FINANCIALS

Expenditure Type	Budget	Actuals	Encumbrances	Requisitions	Total Expenditures	FY 2026 Available Budget
Construction	\$ 971,660	\$ -	\$ -	\$ -	\$ -	\$ 971,660
Total	\$ 971,660	\$ -	\$ -	\$ -	\$ -	\$ 971,660

Project financials are displayed as Project-to-Date numbers.

FY 2026 Capital Improvement Program

Project Group:	City of Celina
Project Name:	CE - CR 5 from DNT Exten
Project Number:	RI07014
Major Project:	N/A
Start Date:	2009
Project Status:	Active
Funding Source:	2007 Bond Election



PROJECT DESCRIPTION

Reconstruction of CR 5 from DNT Extension to SH 289 (Preston Rd) for a length of 1.89 miles.

OPERATIONAL IMPACT

Fund	Current	Projected Impact					Total
	FY 2026	FY 2027	FY 2028	FY 2029	FY 2030	Future	
N/A	\$ -	\$ -	\$ -	\$ -	\$ -	\$ -	\$ -

Impact Notes: All future maintenance is the responsibility of the City. No operational impact to the County.

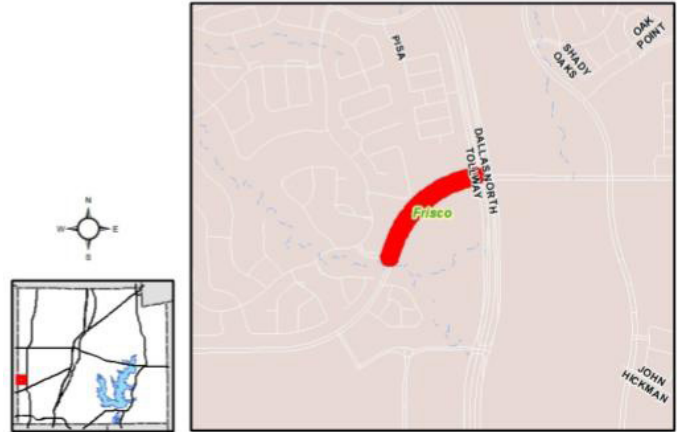
FINANCIALS

Expenditure Type	Budget	Actuals	Encumbrances	Requisitions	Total Expenditures	FY 2026 Available Budget
Construction	\$ 13,344,790	\$ 12,178,188	\$ -	\$ -	\$ 12,178,188	\$ 1,166,602
Design	\$ 3,270,220	\$ 3,222,732	\$ 1,929	\$ -	\$ 3,224,661	\$ 45,559
Right Of Way Acquisition	\$ 6,187,508	\$ 6,187,508	\$ -	\$ -	\$ 6,187,508	\$ -
Total	\$ 22,802,519	\$ 21,588,428	\$ 1,929	\$ -	\$ 21,590,357	\$ 1,212,161

Project financials are displayed as Project-to-Date numbers.

FY 2026 Capital Improvement Program

Project Group:	City of Frisco
Project Name:	FR - Lebanon-Starwood-Dalpk
Project Number:	RI070031
Major Project:	N/A
Start Date:	2015
Project Status:	Active
Funding Source:	2007 Bond Election



PROJECT DESCRIPTION

FR - Lebanon-Starwood-Dalpk

OPERATIONAL IMPACT

Fund	Current FY 2026	Projected Impact					Total
		FY 2027	FY 2028	FY 2029	FY 2030	Future	
N/A	\$ -	\$ -	\$ -	\$ -	\$ -	\$ -	\$ -

Impact Notes: All future maintenance is the responsibility of the City. No operational impact to the County.

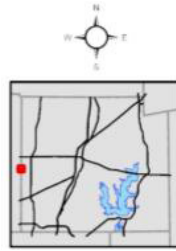
FINANCIALS

Expenditure Type	Budget	Actuals	Encumbrances	Requisitions	Total Expenditures	FY 2026 Available Budget
Construction	\$ 1,150,000	\$ 820,476	\$ -	\$ -	\$ 820,476	\$ 329,524
Total	\$ 1,150,000	\$ 820,476	\$ -	\$ -	\$ 820,476	\$ 329,524

Project financials are displayed as Project-to-Date numbers.

FY 2026 Capital Improvement Program

Project Group:	City of Frisco
Project Name:	FR - Dallas Parkway: <i>Eldorado Pkwy to Panther Creek Pkwy</i>
Project Number:	RI18008
Major Project:	N/A
Start Date:	2020
Project Status:	Active
Funding Source:	2018 Bond Election



PROJECT DESCRIPTION

Dallas Parkway: *Eldorado Pkwy to Panther Creek Pkwy*

OPERATIONAL IMPACT

Fund	Current	Projected Impact					Total
	FY 2026	FY 2027	FY 2028	FY 2029	FY 2030	Future	
N/A	\$ -	\$ -	\$ -	\$ -	\$ -	\$ -	\$ -

Impact Notes: All future maintenance is the responsibility of the City. No operational impact to the County.

FINANCIALS

Expenditure Type	Budget	Actuals	Encumbrances	Requisitions	Total Expenditures	FY 2026 Available Budget
Construction	\$ 2,000,000	\$ 1,281,470	\$ -	\$ -	\$ 1,281,470	\$ 718,530
Total	\$ 2,000,000	\$ 1,281,470	\$ -	\$ -	\$ 1,281,470	\$ 718,530

Project financials are displayed as Project-to-Date numbers.

FY 2026 Capital Improvement Program

Project Group:	City of Lucas
Project Name:	LU - Lucas Road: FM 2551/Angel Parkway to FM 1378/Country Club Rd
Project Number:	RI18007
Major Project:	N/A
Start Date:	2020
Project Status:	Active
Funding Source:	2018 Bond Election



PROJECT DESCRIPTION

Lucas Road: FM 2551/Angel Parkway to FM 1378/Country Club Rd - Project has been cancelled and funding no longer needed.

OPERATIONAL IMPACT

Fund	Current FY 2026	Projected Impact					Total
		FY 2027	FY 2028	FY 2029	FY 2030	Future	
N/A	\$ -	\$ -	\$ -	\$ -	\$ -	\$ -	\$ -

Impact Notes: All future maintenance is the responsibility of the City. No operational impact to the County.

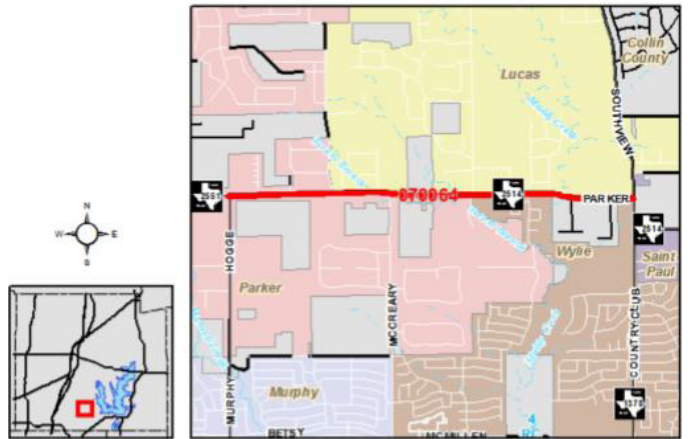
FINANCIALS

Expenditure Type	Budget	Actuals	Encumbrances	Requisitions	Total Expenditures	FY 2026 Available Budget
Construction	\$ 7,539,180	\$ 4,182,590	\$ 3,356,590	\$ -	\$ 7,539,180	\$ -
Design	\$ 60,000	\$ 19,719	\$ -	\$ -	\$ 19,719	\$ 40,281
Right Of Way Acquisition	\$ 766,000	\$ 58,800	\$ -	\$ -	\$ 58,800	\$ 707,200
Total	\$ 8,365,180	\$ 4,261,109	\$ 3,356,590	\$ -	\$ 7,617,699	\$ 747,481

Project financials are displayed as Project-to-Date numbers.

FY 2026 Capital Improvement Program

Project Group:	City of Parker
Project Name:	PA - Parker Water Lines
Project Number:	RI070064
Major Project:	N/A
Start Date:	2015
Project Status:	Active
Funding Source:	2007 Bond Election



PROJECT DESCRIPTION

City of Parker Added Project; Engineering and construction of the relocation of the City of Parker’s water line on FM 2514 from FM 2551 to FM 1378

OPERATIONAL IMPACT

Fund	Current	Projected Impact					Total
	FY 2026	FY 2027	FY 2028	FY 2029	FY 2030	Future	
N/A	\$ -	\$ -	\$ -	\$ -	\$ -	\$ -	\$ -

Impact Notes: All future maintenance is the responsibility of the City. No operational impact to the County.

FINANCIALS

Expenditure Type	Budget	Actuals	Encumbrances	Requisitions	Total Expenditures	FY 2026 Available Budget
Design	\$ 298,362	\$ 238,856	\$ -	\$ -	\$ 238,856	\$ 59,506
Total	\$ 298,362	\$ 238,856	\$ -	\$ -	\$ 238,856	\$ 59,506

Project financials are displayed as Project-to-Date numbers.

FY 2026 Capital Improvement Program

Project Group:	City of Parker
Project Name:	City of Parker Utility Relocations
Project Number:	RI070074
Major Project:	N/A
Start Date:	2022
Project Status:	Active
Funding Source:	2007 Bond Election



PROJECT DESCRIPTION

City of Parker - Design of city owned water utility relocations for the FM 2551 roadway widening project.

OPERATIONAL IMPACT

Fund	Current FY 2026	Projected Impact					Total
		FY 2027	FY 2028	FY 2029	FY 2030	Future	
N/A	\$ -	\$ -	\$ -	\$ -	\$ -	\$ -	\$ -

Impact Notes: All future maintenance is the responsibility of the City. No future cost impact to the County.

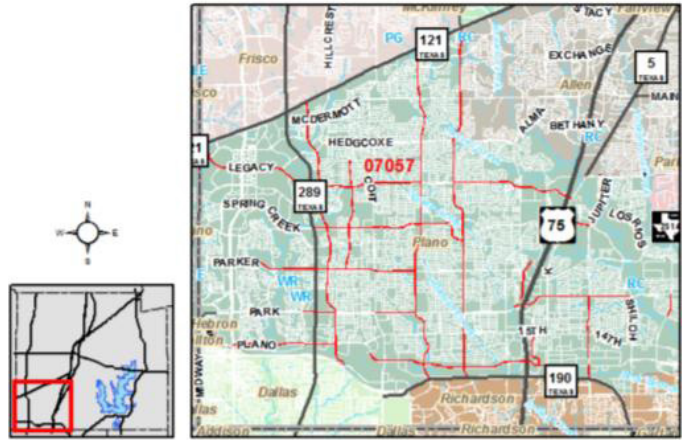
FINANCIALS

Expenditure Type	Budget	Actuals	Encumbrances	Requisitions	Total Expenditures	FY 2026 Available Budget
Construction	\$ 59,285	\$ -	\$ 59,285	\$ -	\$ 59,285	\$ -
Total	\$ 59,285	\$ -	\$ 59,285	\$ -	\$ 59,285	\$ -

Project financials are displayed as Project-to-Date numbers.

FY 2026 Capital Improvement Program

Project Group:	City of Plano
Project Name:	PL - Major Thrhfr Rehab
Project Number:	RI07057
Major Project:	N/A
Start Date:	2008
Project Status:	Active
Funding Source:	2007 Bond Election



PROJECT DESCRIPTION

Reconstruction of Major Thoroughfare Rehabilitation.

OPERATIONAL IMPACT

Fund	Current FY 2026	Projected Impact					Total
		FY 2027	FY 2028	FY 2029	FY 2030	Future	
N/A	\$ -	\$ -	\$ -	\$ -	\$ -	\$ -	\$ -

Impact Notes: All future maintenance is the responsibility of the City. No operational impact to the County.

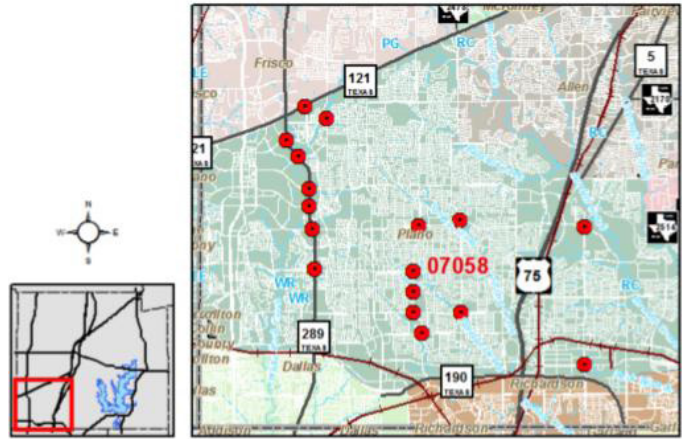
FINANCIALS

Expenditure Type	Budget	Actuals	Encumbrances	Requisitions	Total Expenditures	FY 2026 Available Budget
Construction	\$ 16,520,000	\$ 15,019,999	\$ 1,500,000	\$ -	\$ 16,519,999	\$ 0
Total	\$ 16,520,000	\$ 15,019,999	\$ 1,500,000	\$ -	\$ 16,519,999	\$ 0

Project financials are displayed as Project-to-Date numbers.

FY 2026 Capital Improvement Program

Project Group:	City of Plano
Project Name:	PL - Intersection Imprvmt
Project Number:	RI07058
Major Project:	N/A
Start Date:	2008
Project Status:	Active
Funding Source:	2007 Bond Election



PROJECT DESCRIPTION

City of Plano Intersection Improvements.

OPERATIONAL IMPACT

Fund	Current FY 2026	Projected Impact					Total
		FY 2027	FY 2028	FY 2029	FY 2030	Future	
N/A	\$ -	\$ -	\$ -	\$ -	\$ -	\$ -	\$ -

Impact Notes: All future maintenance is the responsibility of the City. No operational impact to the County.

FINANCIALS

Expenditure Type	Budget	Actuals	Encumbrances	Requisitions	Total Expenditures	FY 2026 Available Budget
Construction	\$ 18,327,751	\$ 17,987,750	\$ 340,000	\$ -	\$ 18,327,750	\$ 1
Total	\$ 18,327,751	\$ 17,987,750	\$ 340,000	\$ -	\$ 18,327,750	\$ 1

Project financials are displayed as Project-to-Date numbers.

FY 2026 Capital Improvement Program

Project Group:	City of Princeton
Project Name:	PN - CR407 frm US 380
Project Number:	RI07077
Major Project:	N/A
Start Date:	2009
Project Status:	Active
Funding Source:	2007 Bond Election



PROJECT DESCRIPTION

Reconstruction of CR 407 (Monte Carlo Blvd) from US 380 to FM 75 for a length of 2.27 miles.

OPERATIONAL IMPACT

Fund	Current	Projected Impact					Total
	FY 2026	FY 2027	FY 2028	FY 2029	FY 2030	Future	
N/A	\$ -	\$ -	\$ -	\$ -	\$ -	\$ -	\$ -

Impact Notes: All future maintenance is the responsibility of the City. No operational impact to the County.

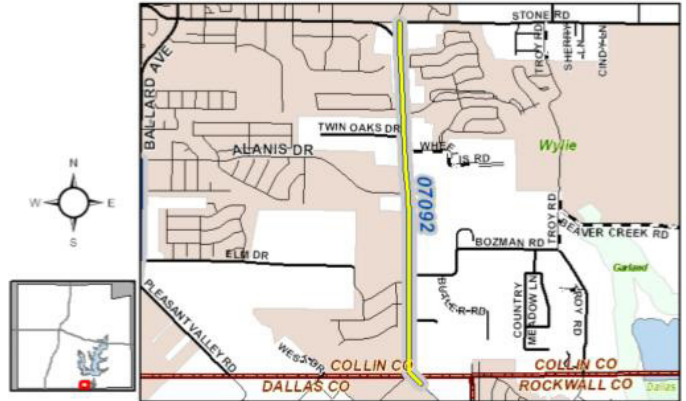
FINANCIALS

Expenditure Type	Budget	Actuals	Encumbrances	Requisitions	Total Expenditures	FY 2026 Available Budget
Construction	\$ 95,411	\$ -	\$ -	\$ -	\$ -	\$ 95,411
Total	\$ 95,411	\$ -	\$ -	\$ -	\$ -	\$ 95,411

Project financials are displayed as Project-to-Date numbers.

FY 2026 Capital Improvement Program

Project Group:	City of Wylie
Project Name:	WY - Stone Rd fr Akin Ln
Project Number:	RI07092
Major Project:	N/A
Start Date:	2009
Project Status:	Active
Funding Source:	2007 Bond Election



PROJECT DESCRIPTION

Reconstruction of Stone Rd from Akin Ln to County Line Rd for a length of 1.98 miles.

OPERATIONAL IMPACT

Fund	Current	Projected Impact					Total
	FY 2026	FY 2027	FY 2028	FY 2029	FY 2030	Future	
N/A	\$ -	\$ -	\$ -	\$ -	\$ -	\$ -	\$ -

Impact Notes: All future maintenance is the responsibility of the City. No operational impact to the County.

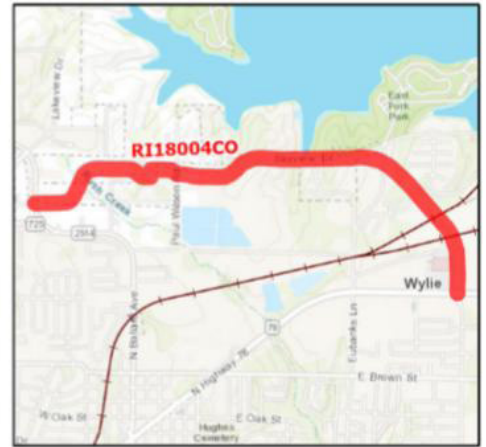
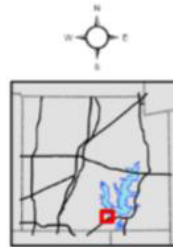
FINANCIALS

Expenditure Type	Budget	Actuals	Encumbrances	Requisitions	Total Expenditures	FY 2026 Available Budget
Construction	\$ 4,521,250	\$ 500,000	\$ 4,021,250	\$ -	\$ 4,521,250	\$ -
Total	\$ 4,521,250	\$ 500,000	\$ 4,021,250	\$ -	\$ 4,521,250	\$ -

Project financials are displayed as Project-to-Date numbers.

FY 2026 Capital Improvement Program

Project Group:	County City
Project Name:	Park FM2514 to SH 78
Project Number:	RI18004CO
Major Project:	RI18004
Start Date:	2019
Project Status:	Active
Funding Source:	2018 Bond Election



PROJECT DESCRIPTION

Park FM2514 to SH 78. Road is expected to be complete the summer of 2027.

OPERATIONAL IMPACT

Fund	Current	Projected Impact					Total
	FY 2026	FY 2027	FY 2028	FY 2029	FY 2030	Future	
1010 - Road & Bridge	\$ -	\$ -	\$ -	\$ -	\$ -	\$ -	\$ -

Impact Notes: Only 3.62 lane miles fall under the County's maintenance. 7.8 acres of right of way will be the responsibility of the county to mow. All County road maintenance is budgeted in the Road & Bridge Fund and is expected to begin in 2027.

FINANCIALS

Expenditure Type	Budget	Actuals	Encumbrances	Requisitions	Total Expenditures	FY 2026 Available Budget
Construction	\$ 33,919,339	\$ 11,026,994	\$ 22,833,345	\$ -	\$ 33,860,339	\$ 59,000
Design	\$ 490,673	\$ 155,419	\$ 335,254	\$ -	\$ 490,673	\$ -
Right Of Way Acquisition	\$ 3,590,673	\$ 3,590,673	\$ -	\$ -	\$ 3,590,673	\$ -
Total	\$ 38,000,685	\$ 14,773,086	\$ 23,168,599	\$ -	\$ 37,941,685	\$ 59,000

Project financials are displayed as Project-to-Date numbers.

FY 2026 Capital Improvement Program

Project Group:	County City
Project Name:	FM 546 / CR400
Project Number:	RI18005CO
Major Project:	RI18005
Start Date:	2019
Project Status:	Active
Funding Source:	2018 Bond Election



PROJECT DESCRIPTION

FM 546 / CR400: Mckinney Airport To CR 458 / US 380.

OPERATIONAL IMPACT

Fund	Current	Projected Impact					Total
	FY 2026	FY 2027	FY 2028	FY 2029	FY 2030	Future	
1010 - Road & Bridge	\$ -	\$ -	\$ -	\$ -	\$ -	\$ -	\$ -

Impact Notes: The County is only responsible for maintenance in the portion that is in the unincorporated area totaling 10.88 acres of mowing and 8.97 lane miles. Construction for this road is not included at this time in the 2018 Bond Election.

FINANCIALS

Expenditure Type	Budget	Actuals	Encumbrances	Requisitions	Total Expenditures	FY 2026 Available Budget
Design	\$ 6,969,154	\$ 6,288,837	\$ 680,316	\$ -	\$ 6,969,153	\$ 1
Right Of Way Acquisition	\$ 6,984,556	\$ 5,875,864	\$ 330,050	\$ -	\$ 6,205,914	\$ 778,642
Total	\$ 13,953,710	\$ 12,164,701	\$ 1,010,366	\$ -	\$ 13,175,067	\$ 778,643

Project financials are displayed as Project-to-Date numbers.

FY 2026 Capital Improvement Program

Project Group:	Town of Fairview
Project Name:	FV - FM 1378 from Lucas
Project Number:	RI07017
Major Project:	N/A
Start Date:	2011
Project Status:	Active
Funding Source:	2007 Bond Election



PROJECT DESCRIPTION

Engineering/ROW of FM 1378 from Lucas boundary to Farmstead for a length of 1 mile.

OPERATIONAL IMPACT

Fund	Current FY 2026	Projected Impact					Total
		FY 2027	FY 2028	FY 2029	FY 2030	Future	
N/A	\$ -	\$ -	\$ -	\$ -	\$ -	\$ -	\$ -

Impact Notes: All future maintenance is the responsibility of the City. No operational impact to the County.

FINANCIALS

Expenditure Type	Budget	Actuals	Encumbrances	Requisitions	Total Expenditures	FY 2026 Available Budget
Construction	\$ 132,500	\$ -	\$ -	\$ -	\$ -	\$ 132,500
Total	\$ 132,500	\$ -	\$ -	\$ -	\$ -	\$ 132,500

Project financials are displayed as Project-to-Date numbers.

FY 2026 Capital Improvement Program

Project Group:	Town of Fairview
Project Name:	FV - Frisco Rd from FM 1378
Project Number:	RI07018
Major Project:	N/A
Start Date:	2009
Project Status:	Active
Funding Source:	2007 Bond Election



PROJECT DESCRIPTION

Engineering/ROW of Frisco Rd from FM 1378 to Medical Center for a length of 0.22 miles.

OPERATIONAL IMPACT

Fund	Current FY 2026	Projected Impact					Total
		FY 2027	FY 2028	FY 2029	FY 2030	Future	
N/A	\$ -	\$ -	\$ -	\$ -	\$ -	\$ -	\$ -

Impact Notes: All future maintenance is the responsibility of the City. No operational impact to the County.

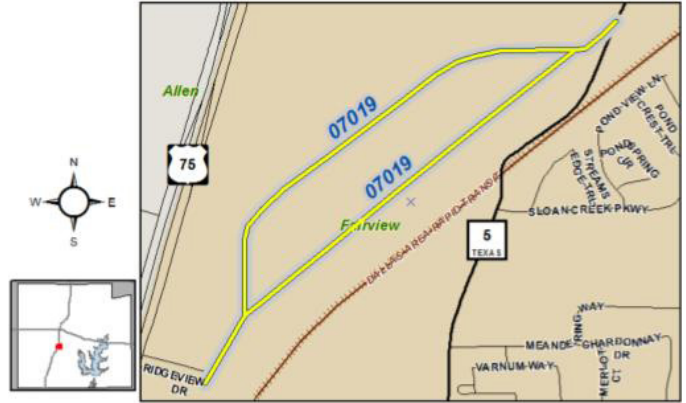
FINANCIALS

Expenditure Type	Budget	Actuals	Encumbrances	Requisitions	Total Expenditures	FY 2026 Available Budget
Construction	\$ 540,000	\$ 202,500	\$ 337,500	\$ -	\$ 540,000	\$ -
Total	\$ 540,000	\$ 202,500	\$ 337,500	\$ -	\$ 540,000	\$ -

Project financials are displayed as Project-to-Date numbers.

FY 2026 Capital Improvement Program

Project Group:	Town of Fairview
Project Name:	FV - Fairview from Ridgevie
Project Number:	RI07019
Major Project:	N/A
Start Date:	2010
Project Status:	Active
Funding Source:	2007 Bond Election



PROJECT DESCRIPTION

New Arterial of Fairview Pkwy from Ridgeview to SH 5 for a length of 1 mile.

OPERATIONAL IMPACT

Fund	Current	Projected Impact					Total
	FY 2026	FY 2027	FY 2028	FY 2029	FY 2030	Future	
N/A	\$ -	\$ -	\$ -	\$ -	\$ -	\$ -	\$ -

Impact Notes: All future maintenance is the responsibility of the City. No operational impact to the County.

FINANCIALS

Expenditure Type	Budget	Actuals	Encumbrances	Requisitions	Total Expenditures	FY 2026 Available Budget
Construction	\$ 3,060,000	\$ 2,297,000	\$ 763,000	\$ -	\$ 3,060,000	\$ -
Total	\$ 3,060,000	\$ 2,297,000	\$ 763,000	\$ -	\$ 3,060,000	\$ -

Project financials are displayed as Project-to-Date numbers.

FY 2026 Capital Improvement Program

Project Group:	Town of Fairview
Project Name:	Fairview - Fairview Pkwy., Medical Dr.
Project Number:	RI0718033
Major Project:	18033
Start Date:	2023
Project Status:	Active
Funding Source:	2007 Bond Election



PROJECT DESCRIPTION

Fairview Pkwy., Medical Dr. to Ridgeview Dr.

OPERATIONAL IMPACT

Fund	Current FY 2026	Projected Impact					Total
		FY 2027	FY 2028	FY 2029	FY 2030	Future	
N/A	\$ -	\$ -	\$ -	\$ -	\$ -	\$ -	\$ -

Impact Notes: All future maintenance is the responsibility of the Town of Fairview. No future cost impact to the County.

FINANCIALS

Expenditure Type	Budget	Actuals	Encumbrances	Requisitions	Total Expenditures	FY 2026 Available Budget
Construction	\$ 5,197,948	\$ 5,195,437	\$ 2,511	\$ -	\$ 5,197,948	\$ -
Total	\$ 5,197,948	\$ 5,195,437	\$ 2,511	\$ -	\$ 5,197,948	\$ -

Project financials are displayed as Project-to-Date numbers.

FY 2026 Capital Improvement Program

Project Group:	Town of Fairview
Project Name:	Fairview - Fairview Pkwy., Medical Dr.
Project Number:	RI18033
Major Project:	18033
Start Date:	2023
Project Status:	Active
Funding Source:	2018 Bond Election



PROJECT DESCRIPTION

Fairview Pkwy., Medical Dr. to Ridgeview Dr.

OPERATIONAL IMPACT

Fund	Current	Projected Impact					Total
	FY 2026	FY 2027	FY 2028	FY 2029	FY 2030	Future	
N/A	\$ -	\$ -	\$ -	\$ -	\$ -	\$ -	\$ -

Impact Notes: All future maintenance is the responsibility of the Town of Fairview. No future cost impact to the County.

FINANCIALS

Expenditure Type	Budget	Actuals	Encumbrances	Requisitions	Total Expenditures	FY 2026 Available Budget
Construction	\$ 2,782,052	\$ 2,780,708	\$ 1,344	\$ -	\$ 2,782,052	\$ -
Total	\$ 2,782,052	\$ 2,780,708	\$ 1,344	\$ -	\$ 2,782,052	\$ -

Project financials are displayed as Project-to-Date numbers.

County Roads Projects Summaries

Project Name	Project	Budget	Expenditures	Available
Collin County - Discretionary				
RI18000A	2018 Proposition A Discretionary	\$ 9,713,911	\$ -	\$ 9,713,911
RI23000E	2023 Proposition E Discretionary	\$ 31,699,000	\$ -	\$ 31,699,000
		\$ 41,412,911	\$ -	\$ 41,412,911
Collin County Regional				
RI070020	FM2551 - Engineering	\$ 3,828,483	\$ 3,828,482	\$ 1
RI070076	Park Blvd Frm FM 1378 to FM 2514	\$ 2,780,101	\$ 2,026,076	\$ 754,025
RI0703113	DNT Extension	\$ 3,805,774	\$ 3,421,031	\$ 384,743
RI07095	Outer Loop frm DNT to 289	\$ 9,727,152	\$ 9,546,955	\$ 180,198
RI0718003	SE Collin County Mobility Study	\$ 1,500,000	\$ 1,070,197	\$ 429,803
RI18001	US380 Denton Cnty to Custer	\$ 63,361,950	\$ 3,133,270	\$ 60,228,680
RI18002	SP 399 SRT by Airport	\$ 55,908,000	\$ -	\$ 55,908,000
RI18003	US 78 PGBT to FM 6	\$ 39,008,807	\$ 2,810,105	\$ 36,198,702
RI18013	US 380, Airport to East Outer Loop	\$ 99,009,907	\$ 70,905,979	\$ 28,103,927
RI18017	US 380, Airport to Custer Land Acquisition	\$ 165,229,213	\$ 42,471,817	\$ 122,757,396
RI18070020	FM2551 - Engineering	\$ 46,420	\$ 46,420	\$ -
RI180L001	Collin/Denton Line to SH289	\$ 14,400,000	\$ 13,983,970	\$ 416,030
RI180L002	Outerloop - BS289 to 75	\$ 129,827,185	\$ 115,860,586	\$ 13,966,599
RI180L004	Outer Loop, SH 121 to US 380	\$ 14,429,137	\$ -	\$ 14,429,137
RI180L005	Outer Loop, US 380 to FM 6	\$ 17,000,000	\$ 4,991,313	\$ 12,008,687
RI180L006	Outer Loop, FM 6 to Rockwall County	\$ 19,340,000	\$ 6,049,237	\$ 13,290,763
RI23004	Myrick/Mckillop Phase I, FM 546 to US 380	\$ 56,425,331	\$ 18,104	\$ 56,407,227
RI23005	Park Blvd, FM 2514 to SH 78	\$ 12,100,000	\$ 9,776,210	\$ 2,323,790
RI23006	NE Freeway, Future US 380 Freeway in Princeton to OL at SH 121	\$ 8,565,924	\$ 8,565,923	\$ 1
RI23013	Myrick/McKillop Phase II	\$ 14,700,000	\$ -	\$ 14,700,000
RI23014	DNT NB Service Rd	\$ 10,000,000	\$ -	\$ 10,000,000
RI230L001	2nd Service Road Outerloop Segment 3A	\$ 45,000,000	\$ -	\$ 45,000,000
RI230L003S	OL, Segment 1, SH 121 to US 75 - Schematic	\$ 3,038,700	\$ 3,038,700	\$ 0
RI230L005	OL, Segment 5, SH 121 to US 380 - Alignment Study	\$ 5,000,000	\$ 3,000,000	\$ 2,000,000
RI230L008	OL - Traffic Improvements at US 75	\$ 10,000,000	\$ 754,674	\$ 9,245,326
RIP75301	Mobility Plan Update	\$ 132,900	\$ 86,712	\$ 46,188
Collin County Rural Road				
RI07099	CR - Park Blvd fr FM2514	\$ 3,690,852	\$ 3,690,852	\$ -
RI23001	CR 557, US 380 to SH 78	\$ 3,700,000	\$ 2,580,596	\$ 1,119,404
RI23002	CR 398, FM 546 to CR 447	\$ 4,765,320	\$ 1,725,727	\$ 3,039,593
RI23003	CR 437, Joint Project with Developer	\$ 3,000,000	\$ 109,083	\$ 2,890,917

County Roads Projects Summaries

Project Name	Project	Budget	Expenditures	Available
RI23007	CR293 / CR728	\$ 4,000,000	\$ -	\$ 4,000,000
RI23008	CR135 / CR 136	\$ 5,000,000	\$ -	\$ 5,000,000
RI23009	CR407 / 404	\$ 2,000,000	\$ -	\$ 2,000,000
RI23010	Bainbridge Development	\$ 500,000	\$ 7,500	\$ 492,500
RI23011	CR471 / CR415	\$ 8,000,000	\$ -	\$ 8,000,000
		\$ 34,656,172	\$ 8,113,758	\$ 26,542,414

Collin County Urban Streets

RI23012	Kreymer Lane	\$ 1,000,000	\$ -	\$ 1,000,000
		\$ 1,000,000	\$ -	\$ 1,000,000

County-City-State

RI18016	FM 545 Contributions	\$ 1,073,356	\$ -	\$ 1,073,356
		\$ 1,073,356	\$ -	\$ 1,073,356

Total County Roads Projects		\$ 882,307,424	\$ 313,499,518	\$ 568,807,906
------------------------------------	--	----------------	----------------	----------------

FY 2026 Capital Improvement Program

Project Group:	Collin County - Discretionary
Project Name:	2018 Proposition A Discretionary
Project Number:	RI18000A
Major Project:	N/A
Start Date:	2020
Project Status:	Active
Funding Source:	2018 Bond Election



PROJECT DESCRIPTION

Proposition A Discretionary

OPERATIONAL IMPACT

Fund	Current	Projected Impact					Total
	FY 2026	FY 2027	FY 2028	FY 2029	FY 2030	Future	
N/A	\$ -	\$ -	\$ -	\$ -	\$ -	\$ -	\$ -

Impact Notes: Discretionary funding. Not allocated to any specific project at this time. Operational impact to be determined when projects are identified.


FINANCIALS

Expenditure Type	Budget	Actuals	Encumbrances	Requisitions	Total Expenditures	FY 2026 Available Budget
Contingency	\$ 9,713,911	\$ -	\$ -	\$ -	\$ -	\$ 9,713,911
Total	\$ 9,713,911	\$ -	\$ -	\$ -	\$ -	\$ 9,713,911

Project financials are displayed as Project-to-Date numbers.

FY 2026 Capital Improvement Program

Project Group:	Collin County - Discretionary
Project Name:	2023 Proposition E Discretionary
Project Number:	RI23000E
Major Project:	N/A
Start Date:	2025
Project Status:	Active
Funding Source:	2023 Bond Election



PROJECT DESCRIPTION

Discretionary funds for the 2023 Bond Election Proposition E Funds

OPERATIONAL IMPACT

Fund	Current	Projected Impact					Total
	FY 2026	FY 2027	FY 2028	FY 2029	FY 2030	Future	
N/A	\$ -	\$ -	\$ -	\$ -	\$ -	\$ -	\$ -

Impact Notes: Discretionary funding. Not allocated to any specific project at this time. Operational impact to be determined when projects are identified.

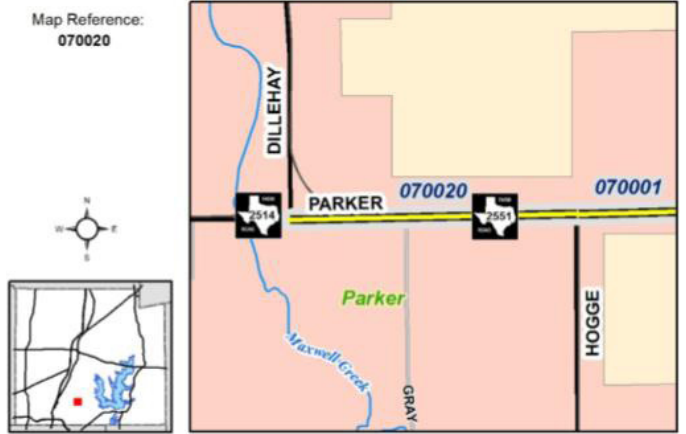
FINANCIALS

Expenditure Type	Budget	Actuals	Encumbrances	Requisitions	Total Expenditures	FY 2026 Available Budget
Contingency	\$ 31,699,000	\$ -	\$ -	\$ -	\$ -	\$ 31,699,000
Total	\$ 31,699,000	\$ -	\$ -	\$ -	\$ -	\$ 31,699,000

Project financials are displayed as Project-to-Date numbers.

FY 2026 Capital Improvement Program

Project Group:	Collin County Regional
Project Name:	FM2551 - Engineering
Project Number:	RI070020
Major Project:	N/A
Start Date:	2012
Project Status:	Active
Funding Source:	2007 Bond Election



PROJECT DESCRIPTION

Engineering for FM 2551.

OPERATIONAL IMPACT

Fund	Current FY 2026	Projected Impact					Total
		FY 2027	FY 2028	FY 2029	FY 2030	Future	
N/A	\$ -	\$ -	\$ -	\$ -	\$ -	\$ -	\$ -

Impact Notes: All future maintenance is the responsibility of the City. No future cost impact to the County.

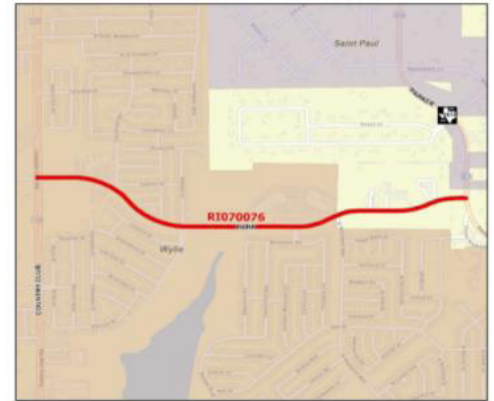
FINANCIALS

Expenditure Type	Budget	Actuals	Encumbrances	Requisitions	Total Expenditures	FY 2026 Available Budget
Design	\$ 2,691,983	\$ 2,657,340	\$ 34,643	\$ -	\$ 2,691,983	\$ 0
Right Of Way Acquisition	\$ 1,136,500	\$ 1,136,499	\$ -	\$ -	\$ 1,136,499	\$ 1
Total	\$ 3,828,483	\$ 3,793,839	\$ 34,643	\$ -	\$ 3,828,482	\$ 1

Project financials are displayed as Project-to-Date numbers.

FY 2026 Capital Improvement Program

Project Group:	Collin County Regional
Project Name:	Park Blvd Frm FM 1378 to FM 2514
Project Number:	RI070076
Major Project:	N/A
Start Date:	2022
Project Status:	Active
Funding Source:	2007 Bond Election



PROJECT DESCRIPTION

City of Wylie for Engineering and construction on Park Blvd from FM 1378 to FM 2514.

OPERATIONAL IMPACT

Fund	Current FY 2026	Projected Impact					Total
		FY 2027	FY 2028	FY 2029	FY 2030	Future	
N/A	\$ -	\$ -	\$ -	\$ -	\$ -	\$ -	\$ -

Impact Notes: Collin County will be responsible for approximately .4 miles of roadway.


FINANCIALS

Expenditure Type	Budget	Actuals	Encumbrances	Requisitions	Total Expenditures	FY 2026 Available Budget
Construction	\$ 1,378,554	\$ -	\$ 1,378,554	\$ -	\$ 1,378,554	\$ -
Right Of Way Acquisition	\$ 1,401,547	\$ 644,272	\$ 3,250	\$ -	\$ 647,522	\$ 754,025
Total	\$ 2,780,101	\$ 644,272	\$ 1,381,804	\$ -	\$ 2,026,076	\$ 754,025

Project financials are displayed as Project-to-Date numbers.

FY 2026 Capital Improvement Program

Project Group:	Collin County Regional
Project Name:	DNT Extension
Project Number:	RI0703113
Major Project:	3113
Start Date:	2003
Project Status:	Active
Funding Source:	2007 Bond Election



PROJECT DESCRIPTION

ROW for DNT Extension

OPERATIONAL IMPACT

Fund	Current	Projected Impact					Total
	FY 2026	FY 2027	FY 2028	FY 2029	FY 2030	Future	
N/A	\$ -	\$ -	\$ -	\$ -	\$ -	\$ -	\$ -

Impact Notes: Road belongs to TxDOT, therefore no operational impact to the County.

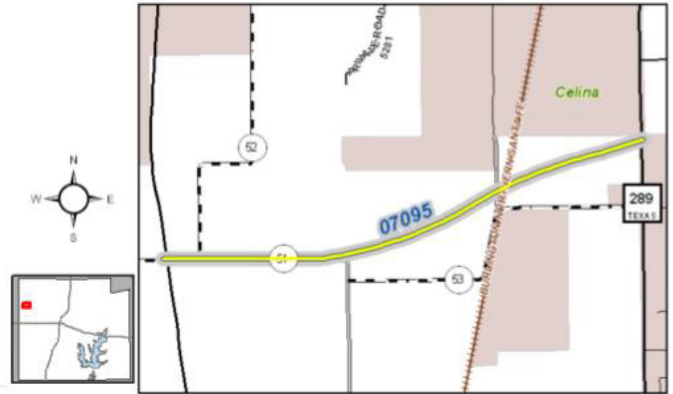
FINANCIALS

Expenditure Type	Budget	Actuals	Encumbrances	Requisitions	Total Expenditures	FY 2026 Available Budget
Design	\$ 81,738	\$ 81,024	\$ -	\$ -	\$ 81,024	\$ 714
Right Of Way Acquisition	\$ 3,724,037	\$ 3,340,008	\$ -	\$ -	\$ 3,340,008	\$ 384,029
Total	\$ 3,805,774	\$ 3,421,031	\$ -	\$ -	\$ 3,421,031	\$ 384,743

Project financials are displayed as Project-to-Date numbers.

FY 2026 Capital Improvement Program

Project Group:	Collin County Regional
Project Name:	Outer Loop frm DNT to 289
Project Number:	RI07095
Major Project:	N/A
Start Date:	2011
Project Status:	Active
Funding Source:	2007 Bond Election



PROJECT DESCRIPTION

New Arterial of Outer Loop from Dallas North Tollway to SH 289 for a length of 1.8 miles.

OPERATIONAL IMPACT

Fund	Current	Projected Impact					Total
	FY 2026	FY 2027	FY 2028	FY 2029	FY 2030	Future	
N/A	\$ -	\$ -	\$ -	\$ -	\$ -	\$ -	\$ -

Impact Notes: Acreage is being leased for cultivation, no mowing required at this time. The City of Celina will maintain frontage roads.

FINANCIALS

Expenditure Type	Budget	Actuals	Encumbrances	Requisitions	Total Expenditures	FY 2026 Available Budget
Construction	\$ 9,727,152	\$ 9,475,044	\$ 71,910	\$ -	\$ 9,546,955	\$ 180,198
Total	\$ 9,727,152	\$ 9,475,044	\$ 71,910	\$ -	\$ 9,546,955	\$ 180,198

Project financials are displayed as Project-to-Date numbers.

FY 2026 Capital Improvement Program

Project Group:	Collin County Regional
Project Name:	SE Collin County Mobility Study
Project Number:	RI0718003
Major Project:	18003
Start Date:	2020
Project Status:	Active
Funding Source:	2007 Bond Election



PROJECT DESCRIPTION

SE Collin County Mobility Study

OPERATIONAL IMPACT

Fund	Current FY 2026	Projected Impact					Total
		FY 2027	FY 2028	FY 2029	FY 2030	Future	
N/A	\$ -	\$ -	\$ -	\$ -	\$ -	\$ -	\$ -

Impact Notes: Planning only. No operational impact.

FINANCIALS

Expenditure Type	Budget	Actuals	Encumbrances	Requisitions	Total Expenditures	FY 2026 Available Budget
Design	\$ 1,500,000	\$ 1,070,197	\$ -	\$ -	\$ 1,070,197	\$ 429,803
Total	\$ 1,500,000	\$ 1,070,197	\$ -	\$ -	\$ 1,070,197	\$ 429,803

Project financials are displayed as Project-to-Date numbers.

FY 2026 Capital Improvement Program

Project Group:	Collin County Regional
Project Name:	US380 Denton Cnty to Custer
Project Number:	RI18001
Major Project:	N/A
Start Date:	2019
Project Status:	Active
Funding Source:	2018 Bond Election



PROJECT DESCRIPTION

US 380 Denton County Line to Custer

OPERATIONAL IMPACT

Fund	Current	Projected Impact					Total
	FY 2026	FY 2027	FY 2028	FY 2029	FY 2030	Future	
N/A	\$ -	\$ -	\$ -	\$ -	\$ -	\$ -	\$ -

Impact Notes: Road belongs to TxDOT, therefore no operational impact to the County.

FINANCIALS

Expenditure Type	Budget	Actuals	Encumbrances	Requisitions	Total Expenditures	FY 2026 Available Budget
Land Banking	\$ 63,361,950	\$ 3,133,270	\$ -	\$ -	\$ 3,133,270	\$ 60,228,680
Total	\$ 63,361,950	\$ 3,133,270	\$ -	\$ -	\$ 3,133,270	\$ 60,228,680

Project financials are displayed as Project-to-Date numbers.

FY 2026 Capital Improvement Program

Project Group:	Collin County Regional
Project Name:	SP 399 SRT by Airport
Project Number:	RI18002
Major Project:	N/A
Start Date:	2019
Project Status:	Active
Funding Source:	2018 Bond Election



PROJECT DESCRIPTION

SP 399 SRT by Airport to US 380

OPERATIONAL IMPACT

Fund	Current	Projected Impact					Total
	FY 2026	FY 2027	FY 2028	FY 2029	FY 2030	Future	
N/A	\$ -	\$ -	\$ -	\$ -	\$ -	\$ -	\$ -

Impact Notes: Road belongs to TxDOT, therefore no operational impact to the County.

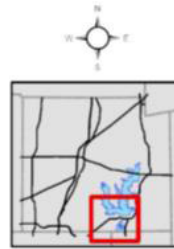
FINANCIALS

Expenditure Type	Budget	Actuals	Encumbrances	Requisitions	Total Expenditures	FY 2026 Available Budget
Construction	\$ 40,000,000	\$ -	\$ -	\$ -	\$ -	\$ 40,000,000
Design	\$ 2,100,000	\$ -	\$ -	\$ -	\$ -	\$ 2,100,000
Land Banking	\$ 13,808,000	\$ -	\$ -	\$ -	\$ -	\$ 13,808,000
Total	\$ 55,908,000	\$ -	\$ -	\$ -	\$ -	\$ 55,908,000

Project financials are displayed as Project-to-Date numbers.

FY 2026 Capital Improvement Program

Project Group:	Collin County Regional
Project Name:	US 78 PGBT to FM 6
Project Number:	RI18003
Major Project:	18003
Start Date:	2019
Project Status:	Active
Funding Source:	2018 Bond Election



PROJECT DESCRIPTION

US 78 PGBT to FM 6

OPERATIONAL IMPACT

Fund	Current	Projected Impact					Total
	FY 2026	FY 2027	FY 2028	FY 2029	FY 2030	Future	
N/A	\$ -	\$ -	\$ -	\$ -	\$ -	\$ -	\$ -

Impact Notes: Road belongs to TxDOT, therefore no operational impact to the County.

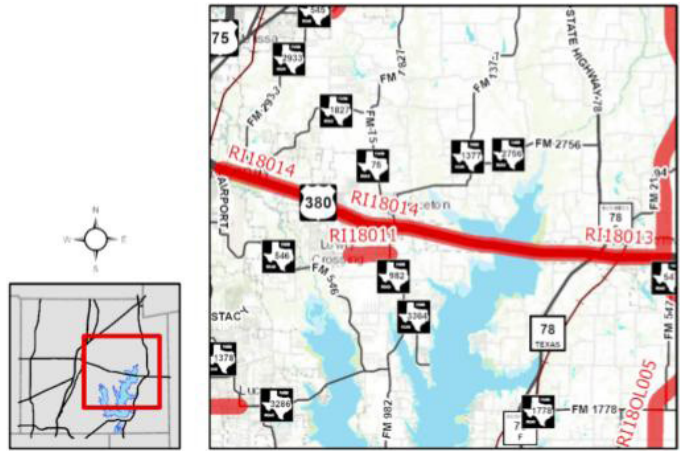
FINANCIALS

Expenditure Type	Budget	Actuals	Encumbrances	Requisitions	Total Expenditures	FY 2030 Available Budget
Design	\$ 4,800,000	\$ 2,810,105	\$ -	\$ -	\$ 2,810,105	\$ 1,989,895
Land Banking	\$ 34,208,807	\$ -	\$ -	\$ -	\$ -	\$ 34,208,807
Total	\$ 39,008,807	\$ 2,810,105	\$ -	\$ -	\$ 2,810,105	\$ 36,198,702

Project financials are displayed as Project-to-Date numbers.

FY 2026 Capital Improvement Program

Project Group:	Collin County Regional
Project Name:	US 380, Airport to East Outer Loop
Project Number:	RI18013
Major Project:	N/A
Start Date:	2020
Project Status:	Active
Funding Source:	2018 Bond Election



PROJECT DESCRIPTION

US 380, Airport to East Outer Loop

OPERATIONAL IMPACT

Fund	Current FY 2026	Projected Impact					Total
		FY 2026	FY 2026	FY 2026	FY 2026	Future	
1010 - Road & Bridge	\$ 917	\$ -	\$ -	\$ -	\$ -	\$ -	\$ 917

Impact Notes: Road belongs to TxDOT, therefore no operational impact to the County. Mowing 4 acres 6 times a year

FINANCIALS

Expenditure Type	Budget	Actuals	Encumbrances	Requisitions	Total Expenditures	FY 2026 Available Budget
Land Banking	\$ 99,009,907	\$ 70,905,979	\$ -	\$ -	\$ 70,905,979	\$ 28,103,927
Total	\$ 99,009,907	\$ 70,905,979	\$ -	\$ -	\$ 70,905,979	\$ 28,103,927

Project financials are displayed as Project-to-Date numbers.

FY 2026 Capital Improvement Program

Project Group:	Collin County Regional
Project Name:	US 380, Airport to Custer Land Acquisition
Project Number:	RI18017
Major Project:	N/A
Start Date:	2020
Project Status:	Active
Funding Source:	2018 Bond Election



PROJECT DESCRIPTION

US 380, Airport to Custer Land Acquisition

OPERATIONAL IMPACT

Fund	Current FY 2026	Projected Impact					Total
		FY 2027	FY 2028	FY 2029	FY 2030	Future	
1010 - Road & Bridge	\$ 5,504	\$ -	\$ -	\$ -	\$ -	\$ -	\$ 5,504

Impact Notes: Land Acquisition Only. No operational impact. Mowing 24 acres 6 times a year


FINANCIALS

Expenditure Type	Budget	Actuals	Encumbrances	Requisitions	Total Expenditures	FY 2026 Available Budget
Construction	\$ 110,000,000	\$ -	\$ -	\$ -	\$ -	\$ 110,000,000
Land Banking	\$ 55,229,213	\$ 42,359,179	\$ 112,389	\$ 249	\$ 42,471,817	\$ 12,757,396
Total	\$ 165,229,213	\$ 42,359,179	\$ 112,389	\$ 249	\$ 42,471,817	\$ 122,757,396

Project financials are displayed as Project-to-Date numbers.

FY 2026 Capital Improvement Program

Project Group:	Collin County Regional
Project Name:	FM2551 - Engineering
Project Number:	RI18070020
Major Project:	70020
Start Date:	2012
Project Status:	Active
Funding Source:	2018 Bond Election



PROJECT DESCRIPTION

Engineering for FM 2551.

OPERATIONAL IMPACT

Fund	Current FY 2026	Projected Impact					Total
		FY 2027	FY 2028	FY 2029	FY 2030	Future	
N/A	\$ -	\$ -	\$ -	\$ -	\$ -	\$ -	\$ -

Impact Notes: All future maintenance is the responsibility of the City. No future cost impact to the County.

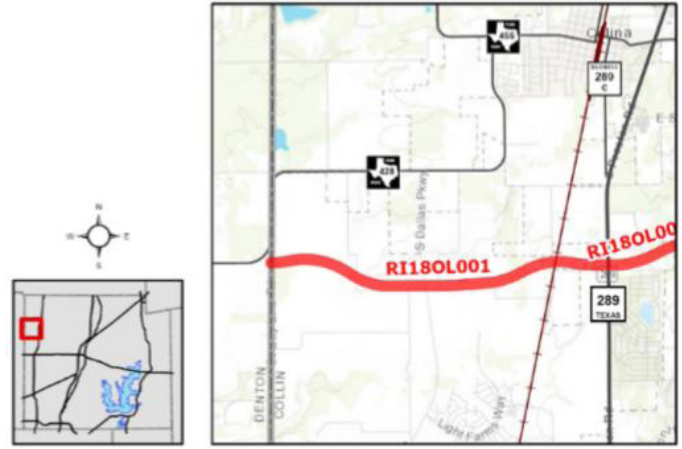
FINANCIALS

Expenditure Type	Budget	Actuals	Encumbrances	Requisitions	Total Expenditures	FY 2026 Available Budget
Design	\$ 46,420	\$ -	\$ 46,420	\$ -	\$ 46,420	\$ -
Total	\$ 46,420	\$ -	\$ 46,420	\$ -	\$ 46,420	\$ -

Project financials are displayed as Project-to-Date numbers.

FY 2026 Capital Improvement Program

Project Group:	Collin County Regional
Project Name:	Collin/Denton Line to SH289
Project Number:	RI180L001
Major Project:	OUTERLOOP
Start Date:	2019
Project Status:	Active
Funding Source:	2018 Bond Election



PROJECT DESCRIPTION

Outer Loop development from the Collin/Denton line to SH289. Road is expected to be complete the summer of 2027.

OPERATIONAL IMPACT

Fund	Current	Projected Impact					Total
	FY 2026	FY 2027	FY 2028	FY 2029	FY 2030	Future	
1010 - Road & Bridge	\$ -	\$ -	\$ -	\$ -	\$ -	\$ -	\$ -

Impact Notes: Project is in design from County Line to Choate. No roads to maintain at this time. Once we do have roads, Celina will maintain. At this time, mowing is not required due to acreage being leased.

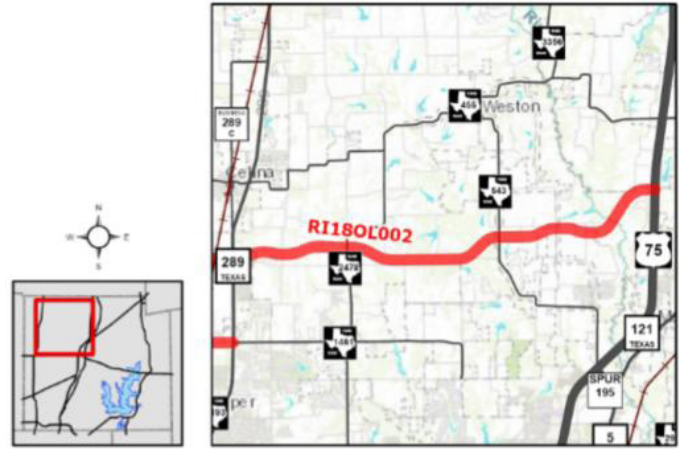
FINANCIALS

Expenditure Type	Budget	Actuals	Encumbrances	Requisitions	Total Expenditures	FY 2026 Available Budget
Construction	\$ 11,882,654	\$ 11,769,786	\$ -	\$ -	\$ 11,769,786	\$ 112,868
Design	\$ 2,517,346	\$ 1,822,027	\$ 392,157	\$ -	\$ 2,214,184	\$ 303,162
Total	\$ 14,400,000	\$ 13,591,812	\$ 392,157	\$ -	\$ 13,983,970	\$ 416,030

Project financials are displayed as Project-to-Date numbers.

FY 2026 Capital Improvement Program

Project Group:	Collin County Regional
Project Name:	Outerloop - BS289 to 75
Project Number:	RI180L002
Major Project:	OUTERLOOP
Start Date:	2019
Project Status:	Active
Funding Source:	2018 Bond Election



PROJECT DESCRIPTION

Outer Loop development from BS289 to 75. SH 289 to FM 2478 is expected to be complete summer of 2023 and FM 2478 to US 75 is expected to be complete 2026.

OPERATIONAL IMPACT

Fund	Current	Projected Impact					Total
	FY 2026	FY 2027	FY 2028	FY 2029	FY 2030	Future	
1010 - Road & Bridge	\$ 24,499	\$ -	\$ -	\$ -	\$ -	\$ 232,120	\$ 256,619

Impact Notes: The City of Celina to maintain roads from SH 289-FM 2478. The County will mow 135 acres of right of way from SH 289 - FM 2478 starting in 2023. Collin County will be responsible for mowing and road maintenance for the section from FM 2478 to SH 75 totaling 506 acres and 17.7 lane miles starting early 2026.

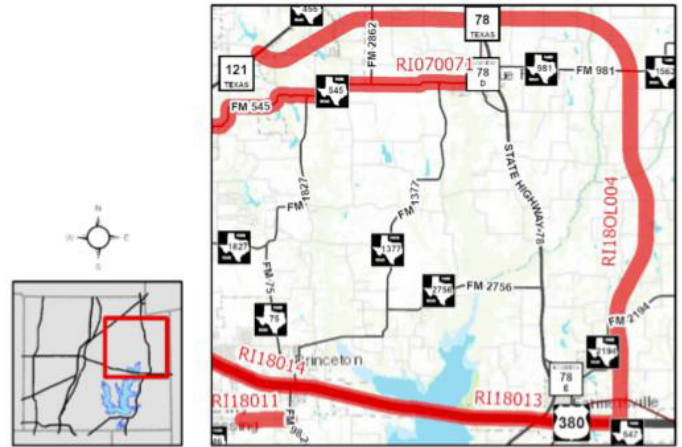
FINANCIALS

Expenditure Type	Budget	Actuals	Encumbrances	Requisitions	Total Expenditures	FY 2026 Available Budget
Construction	\$ 85,680,367	\$ 73,091,969	\$ 1,732,894	\$ -	\$ 74,824,863	\$ 10,855,505
Design	\$ 7,171,210	\$ 4,193,741	\$ 197,095	\$ -	\$ 4,390,837	\$ 2,780,373
Right Of Way Acquisition	\$ 36,975,608	\$ 36,639,133	\$ 5,754	\$ -	\$ 36,644,887	\$ 330,721
Total	\$ 129,827,185	\$ 113,924,843	\$ 1,935,743	\$ -	\$ 115,860,586	\$ 13,966,599

Project financials are displayed as Project-to-Date numbers.

FY 2026 Capital Improvement Program

Project Group:	Collin County Regional
Project Name:	Outer Loop, SH 121 to US 380
Project Number:	RI180L004
Major Project:	OUTERLOOP
Start Date:	2020
Project Status:	Active
Funding Source:	2018 Bond Election



PROJECT DESCRIPTION

Outer Loop, SH 121 to US 380

OPERATIONAL IMPACT

Fund	Current	Projected Impact					Total
	FY 2026	FY 2027	FY 2028	FY 2029	FY 2030	Future	
1010 - Road & Bridge	\$ -	\$ -	\$ -	\$ -	\$ -	\$ 912,720	\$ 912,720

Impact Notes: Project is 21 miles, acreage to be mowed in the future is 1273 acres. No impact at this time.

FINANCIALS

Expenditure Type	Budget	Actuals	Encumbrances	Requisitions	Total Expenditures	FY 2026 Available Budget
Right Of Way Acquisition	\$ 14,429,137	\$ -	\$ -	\$ -	\$ -	\$ 14,429,137
Total	\$ 14,429,137	\$ -	\$ -	\$ -	\$ -	\$ 14,429,137

Project financials are displayed as Project-to-Date numbers.

FY 2026 Capital Improvement Program

Project Group:	Collin County Regional
Project Name:	Outer Loop, US 380 to FM 6
Project Number:	RI180L005
Major Project:	OUTERLOOP
Start Date:	2020
Project Status:	Active
Funding Source:	2018 Bond Election



PROJECT DESCRIPTION

Outer Loop, US 380 to FM 6

OPERATIONAL IMPACT

Fund	Current FY 2026	Projected Impact					Total
		FY 2027	FY 2028	FY 2029	FY 2030	Future	
1010 - Road & Bridge	\$ -	\$ -	\$ -	\$ -	\$ -	\$ 676,191	\$ 676,191

Impact Notes: Collin County will be responsible for mowing 463.1 acres and maintaining 16.2 lane miles. Schematic and ROW will need to happen first before construction can begin. This could take 2 yrs. at least.

FINANCIALS

Expenditure Type	Budget	Actuals	Encumbrances	Requisitions	Total Expenditures	FY 2026 Available Budget
Design	\$ 4,095,639	\$ 1,709,817	\$ 2,385,821	\$ -	\$ 4,095,638	\$ 1
Right Of Way Acquisition	\$ 12,904,361	\$ 1,432	\$ 894,243	\$ -	\$ 895,675	\$ 12,008,686
Total	\$ 17,000,000	\$ 1,711,249	\$ 3,280,064	\$ -	\$ 4,991,313	\$ 12,008,687

Project financials are displayed as Project-to-Date numbers.

FY 2026 Capital Improvement Program

Project Group:	Collin County Regional
Project Name:	Outer Loop, FM 6 to Rockwall County
Project Number:	RI180L006
Major Project:	OUTERLOOP
Start Date:	2020
Project Status:	Active
Funding Source:	2018 Bond Election



PROJECT DESCRIPTION

Outer Loop, FM 6 to Rockwall County

OPERATIONAL IMPACT

Fund	Current FY 2026	Projected Impact					Total
		FY 2027	FY 2028	FY 2029	FY 2030	Future	
1010 - Road & Bridge	\$ -	\$ -	\$ -	\$ -	\$ -	\$ 422,814	\$ 422,814

Impact Notes: Collin County will be responsible for mowing 289.32 acres and maintaining 10.13 lane miles. Schematic and ROW will need to happen first before construction can begin. This could take 2 yrs. at least.

FINANCIALS

Expenditure Type	Budget	Actuals	Encumbrances	Requisitions	Total Expenditures	FY 2026 Available Budget
Design	\$ 5,200,000	\$ 2,735,621	\$ 2,364,855	\$ -	\$ 5,100,476	\$ 99,524
Right Of Way Acquisition	\$ 14,140,000	\$ 26,692	\$ 922,068	\$ -	\$ 948,760	\$ 13,191,240
Total	\$ 19,340,000	\$ 2,762,314	\$ 3,286,923	\$ -	\$ 6,049,237	\$ 13,290,763

Project financials are displayed as Project-to-Date numbers.

FY 2026 Capital Improvement Program

Project Group:	Collin County Regional
Project Name:	Myrick/Mckillop Phase I, FM 546 to US 380
Project Number:	RI23004
Major Project:	18005
Start Date:	2024
Project Status:	Active
Funding Source:	2023 Bond Election



PROJECT DESCRIPTION

Supplement funds from 2018 Bond Program for this project to compensate for cost escalation. These funds will be used for right-of-way acquisition and utility relocation.

OPERATIONAL IMPACT

Fund	Current FY 2026	Projected Impact					Total
		FY 2027	FY 2028	FY 2029	FY 2030	Future	
1010 - Road & Bridge	\$ -	\$ -	\$ -	\$ -	\$ -	\$ -	\$ -

Impact Notes: The County is only responsible for maintenance in the portion that is in the unincorporated area totaling 10.88 acres of mowing and 8.97 lane miles.

FINANCIALS

Expenditure Type	Budget	Actuals	Encumbrances	Requisitions	Total Expenditures	FY 2026 Available Budget
Construction	\$ 52,425,331	\$ -	\$ -	\$ -	\$ -	\$ 52,425,331
Right Of Way Acquisition	\$ 4,000,000	\$ 16,834	\$ -	\$ 1,270	\$ 18,104	\$ 3,981,896
Total	\$ 56,425,331	\$ 16,834	\$ -	\$ 1,270	\$ 18,104	\$ 56,407,227

Project financials are displayed as Project-to-Date numbers.

FY 2026 Capital Improvement Program

Project Group:	Collin County Regional
Project Name:	Park Blvd, FM 2514 to SH 78
Project Number:	RI23005
Major Project:	18004
Start Date:	2024
Project Status:	Active
Funding Source:	2023 Bond Election



PROJECT DESCRIPTION

Supplement funds from 2018 Bond Program for this project to compensate for cost escalation. These funds will be used for construction.

OPERATIONAL IMPACT

Fund	Current	Projected Impact					Total
	FY 2026	FY 2027	FY 2028	FY 2029	FY 2030	Future	
1010 - Road & Bridge	\$ -	\$ 298	\$ -	\$ -	\$ -	\$ 42,761	\$ 43,059

Impact Notes: Only 3.62 lane miles fall under the County's maintenance. 7.8 acres of right of way will be the responsibility of the county to mow. All County road maintenance is budgeted in the Road & Bridge Fund and is expected to begin in 2027.

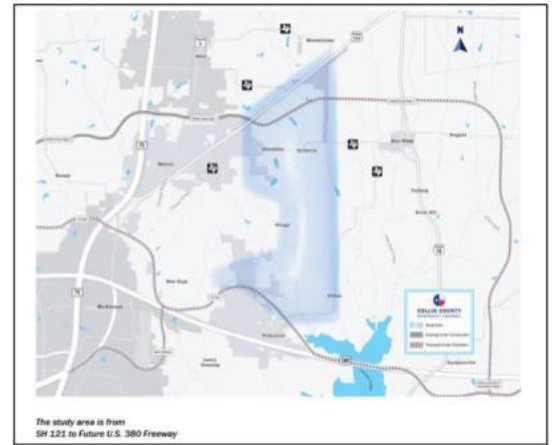
FINANCIALS

Expenditure Type	Budget	Actuals	Encumbrances	Requisitions	Total Expenditures	FY 2026 Available Budget
Construction	\$ 12,088,500	\$ 3,145,295	\$ 6,630,915	\$ -	\$ 9,776,210	\$ 2,312,290
Design	\$ 11,500	\$ -	\$ -	\$ -	\$ -	\$ 11,500
Total	\$ 12,100,000	\$ 3,145,295	\$ 6,630,915	\$ -	\$ 9,776,210	\$ 2,323,790

Project financials are displayed as Project-to-Date numbers.

FY 2026 Capital Improvement Program

Project Group:	Collin County Regional
Project Name:	NE Freeway, Future US 380 Freeway in Princeton to OL at SH 121
Project Number:	RI23006
Major Project:	N/A
Start Date:	2024
Project Status:	Active
Funding Source:	2023 Bond Election



PROJECT DESCRIPTION

Identify and analyze optional alignments for a new freeway from the future US 380 Freeway in Princeton, providing for public input of the options, recommend final alignment and prepare parcel survey documents to be used in the acquisition of right-of-way.

OPERATIONAL IMPACT

Fund	Current FY 2026	Projected Impact					Total
		FY 2027	FY 2028	FY 2029	FY 2030	Future	
N/A	\$ -	\$ -	\$ -	\$ -	\$ -	\$ -	\$ -

Impact Notes: Planning only. No operational impact.

FINANCIALS

Expenditure Type	Budget	Actuals	Encumbrances	Requisitions	Total Expenditures	FY 2026 Available Budget
Design	\$ 8,565,924	\$ 1,245,469	\$ 7,320,454	\$ -	\$ 8,565,923	\$ 1
Total	\$ 8,565,924	\$ 1,245,469	\$ 7,320,454	\$ -	\$ 8,565,923	\$ 1

Project financials are displayed as Project-to-Date numbers.

FY 2026 Capital Improvement Program

Project Group:	Collin County Regional
Project Name:	Myrick/McKillop Phase II
Project Number:	RI23013
Major Project:	N/A
Start Date:	2025
Project Status:	Active
Funding Source:	2023 Bond Election



PROJECT DESCRIPTION

This project provides funds to participate with TxDOT for the PS&E and right of way acquisition.

OPERATIONAL IMPACT

Fund	Current	Projected Impact					Total
	FY 2026	FY 2027	FY 2028	FY 2029	FY 2030	Future	
N/A	\$ -	\$ -	\$ -	\$ -	\$ -	\$ -	\$ -

Impact Notes: Road belongs to TxDOT, therefore no operational impact to the County.

FINANCIALS

Expenditure Type	Budget	Actuals	Encumbrances	Requisitions	Total Expenditures	FY 2026 Available Budget
Design	\$ 6,500,000	\$ -	\$ -	\$ -	\$ -	\$ 6,500,000
Right Of Way Acquisition	\$ 8,200,000	\$ -	\$ -	\$ -	\$ -	\$ 8,200,000
Total	\$ 14,700,000	\$ -	\$ -	\$ -	\$ -	\$ 14,700,000

Project financials are displayed as Project-to-Date numbers.

FY 2026 Capital Improvement Program

Project Group:	Collin County Regional
Project Name:	DNT NB Service Rd
Project Number:	RI23014
Major Project:	N/A
Start Date:	2025
Project Status:	Active
Funding Source:	2023 Bond Election



PROJECT DESCRIPTION

This project provides funds for the acquisition of the remaining right of way needed in the segment between FM428 and Grayson County.

OPERATIONAL IMPACT

Fund	Current FY 2026	Projected Impact					Total
		FY 2027	FY 2028	FY 2029	FY 2030	Future	
N/A	\$ -	\$ -	\$ -	\$ -	\$ -	\$ -	\$ -
Impact Notes:	No operational impact.						

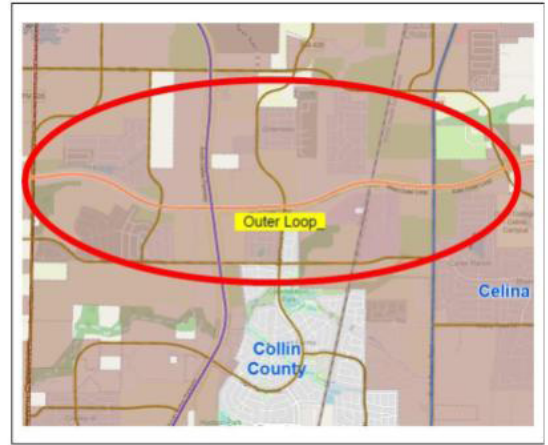
FINANCIALS

Expenditure Type	Budget	Actuals	Encumbrances	Requisitions	Total Expenditures	FY 2026 Available Budget
Right Of Way Acquisition	\$ 10,000,000	\$ -	\$ -	\$ -	\$ -	\$ 10,000,000
Total	\$ 10,000,000	\$ -	\$ -	\$ -	\$ -	\$ 10,000,000

Project financials are displayed as Project-to-Date numbers.

FY 2026 Capital Improvement Program

Project Group:	Collin County Regional
Project Name:	2nd Service Road Outerloop Segment 3A
Project Number:	RI230L001
Major Project:	OUTERLOOP
Start Date:	2025
Project Status:	Active
Funding Source:	2023 Bond Election



PROJECT DESCRIPTION

2nd service road Outerloop Segment 3A, Denton County to Choate, this project provides funds for construction of the 2nd service road.

OPERATIONAL IMPACT

Fund	Current	Projected Impact					Total
	FY 2026	FY 2027	FY 2028	FY 2029	FY 2030	Future	
N/A	\$ -	\$ -	\$ -	\$ -	\$ -	\$ -	\$ -

Impact Notes: Project is in design from County Line to Choate. No roads to maintain at this time. Once we do have roads, Celina will maintain (late 2028). At this time, mowing is not required due to acreage being leased for the majority of the limits and the small limit not leased is covered under the RI180L002 OL.

FINANCIALS

Expenditure Type	Budget	Actuals	Encumbrances	Requisitions	Total Expenditures	FY 2026 Available Budget
Construction	\$ 45,000,000	\$ -	\$ -	\$ -	\$ -	\$ 45,000,000
Total	\$ 45,000,000	\$ -	\$ -	\$ -	\$ -	\$ 45,000,000

Project financials are displayed as Project-to-Date numbers.

FY 2026 Capital Improvement Program

Project Group:	Collin County Regional
Project Name:	OL, Segment 1, SH 121 to US 75 - Schematic
Project Number:	RI230L003S
Major Project:	OUTERLOOP
Start Date:	2024
Project Status:	Active
Funding Source:	2023 Bond Election



PROJECT DESCRIPTION

Develop a schematic plan within the current right-of-way and including the existing two-lane service road, that lays out the future main lanes, the future service road on the other side of the main lanes from the existing service road and future entrances and exits from the main lanes to the service roads.

OPERATIONAL IMPACT

Fund	Current FY 2026	Projected Impact					Total
		FY 2027	FY 2028	FY 2029	FY 2030	Future	
N/A	\$ -	\$ -	\$ -	\$ -	\$ -	\$ -	\$ -

Impact Notes: Planning only. No operational impact.

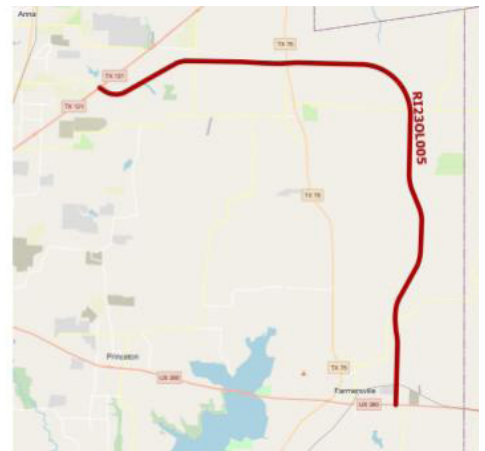
FINANCIALS

Expenditure Type	Budget	Actuals	Encumbrances	Requisitions	Total Expenditures	FY 2026 Available Budget
Design	\$ 3,038,700	\$ 184,359	\$ 2,854,341	\$ -	\$ 3,038,700	\$ 0
Total	\$ 3,038,700	\$ 184,359	\$ 2,854,341	\$ -	\$ 3,038,700	\$ 0

Project financials are displayed as Project-to-Date numbers.

FY 2026 Capital Improvement Program

Project Group:	Collin County Regional
Project Name:	OL,Segment 5, SH 121 to US 380 - Alignment Study
Project Number:	RI230L005
Major Project:	OUTERLOOP
Start Date:	2024
Project Status:	Active
Funding Source:	2023 Bond Election



PROJECT DESCRIPTION

Identify and analyze optional alignments for Segment 5 of the Outer Loop, using a standard 500-foot wide right-of-way and providing for public input of the options, recommend final alignment and prepare parcel survey documents to be used in the acquisition of right-of-way for all of the land needed for Segment 5.

OPERATIONAL IMPACT

Fund	Current FY 2026	Projected Impact					Total
		FY 2027	FY 2028	FY 2029	FY 2030	Future	
N/A	\$ -	\$ -	\$ -	\$ -	\$ -	\$ -	\$ -

Impact Notes: Planning only. No operational impact. Future project will buy ROW and it will have future impact.

FINANCIALS

Expenditure Type	Budget	Actuals	Encumbrances	Requisitions	Total Expenditures	FY 2026 Available Budget
Design	\$ 5,000,000	\$ 275,944	\$ 2,724,056	\$ -	\$ 3,000,000	\$ 2,000,000
Total	\$ 5,000,000	\$ 275,944	\$ 2,724,056	\$ -	\$ 3,000,000	\$ 2,000,000

Project financials are displayed as Project-to-Date numbers.

FY 2026 Capital Improvement Program

Project Group:	Collin County Regional
Project Name:	OL - Traffic Improvements at US 75
Project Number:	RI230L008
Major Project:	OUTERLOOP
Start Date:	2024
Project Status:	Active
Funding Source:	2023 Bond Election



PROJECT DESCRIPTION

Analyze and recommend improvements to relieve congestion on OL at US 75. Develop design plans. Construct recommend improvements.

OPERATIONAL IMPACT

Fund	Current FY 2026	Projected Impact					Total
		FY 2027	FY 2028	FY 2029	FY 2030	Future	
N/A	\$ -	\$ -	\$ -	\$ -	\$ -	\$ -	\$ -

Impact Notes: Planning only. No operational impact.


FINANCIALS

Expenditure Type	Budget	Actuals	Encumbrances	Requisitions	Total Expenditures	FY 2026 Available Budget
Construction	\$ 5,000,000	\$ -	\$ -	\$ -	\$ -	\$ 5,000,000
Design	\$ 5,000,000	\$ 169,306	\$ 585,368	\$ -	\$ 754,674	\$ 4,245,326
Total	\$ 10,000,000	\$ 169,306	\$ 585,368	\$ -	\$ 754,674	\$ 9,245,326

Project financials are displayed as Project-to-Date numbers.

FY 2026 Capital Improvement Program

Project Group:	Collin County Regional
Project Name:	Mobility Plan Update
Project Number:	RIP75301
Major Project:	N/A
Start Date:	2017
Project Status:	Active
Funding Source:	2007 Bond Election



PROJECT DESCRIPTION

Thoroughfare and Transit Plan Map Revisions, Outer Loop additional Travel Demand Model Runs and Thoroughfare and Transit Plan Update in East Collin County to the 2014 Mobility Plan Update.

OPERATIONAL IMPACT

Fund	Current FY 2026	Projected Impact					Total
		FY 2027	FY 2028	FY 2029	FY 2030	Future	
N/A	\$ -	\$ -	\$ -	\$ -	\$ -	\$ -	\$ -

Impact Notes: Planning only. No operational impact.

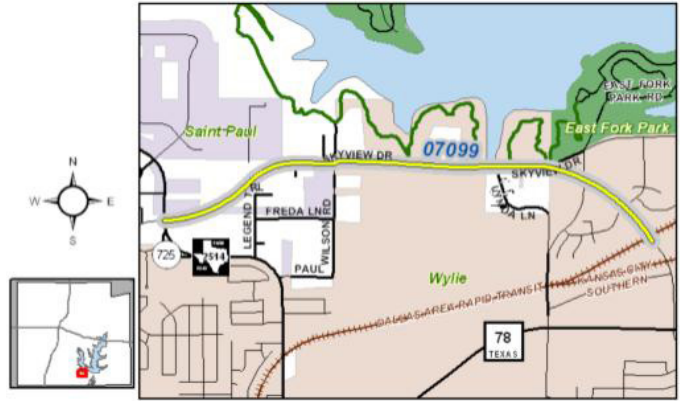
FINANCIALS

Expenditure Type	Budget	Actuals	Encumbrances	Requisitions	Total Expenditures	FY 2026 Available Budget
Design	\$ 132,900	\$ 1,150	\$ 85,561	\$ -	\$ 86,712	\$ 46,188
Total	\$ 132,900	\$ 1,150	\$ 85,561	\$ -	\$ 86,712	\$ 46,188

Project financials are displayed as Project-to-Date numbers.

FY 2026 Capital Improvement Program

Project Group:	Collin County Rural Road
Project Name:	CR - Park Blvd fr FM2514
Project Number:	RI07099
Major Project:	N/A
Start Date:	2008
Project Status:	Active
Funding Source:	2007 Bond Election



PROJECT DESCRIPTION

ROW of Park Blvd from FM 2514 (Parker Rd) to Spring Creek Pkwy for a length of 2.3 miles.

OPERATIONAL IMPACT

Fund	Current	Projected Impact					Total
	FY 2026	FY 2027	FY 2028	FY 2029	FY 2030	Future	
1010 - Road & Bridge	\$ -	\$ -	\$ -	\$ -	\$ -	\$ -	\$ -

Impact Notes: Right of Way Acquisition only.

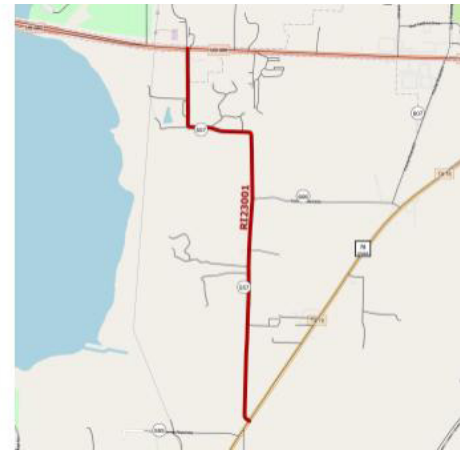
FINANCIALS

Expenditure Type	Budget	Actuals	Encumbrances	Requisitions	Total Expenditures	FY 2026 Available Budget
Design	\$ 2,794,716	\$ 2,761,316	\$ 33,400	\$ -	\$ 2,794,716	\$ -
Right Of Way Acquisition	\$ 896,136	\$ 881,487	\$ 14,649	\$ -	\$ 896,136	\$ -
Total	\$ 3,690,852	\$ 3,642,803	\$ 48,049	\$ -	\$ 3,690,852	\$ -

Project financials are displayed as Project-to-Date numbers.

FY 2026 Capital Improvement Program

Project Group:	Collin County Rural Road
Project Name:	CR 557, US 380 to SH 78
Project Number:	RI23001
Major Project:	N/A
Start Date:	2024
Project Status:	Active
Funding Source:	2023 Bond Election



PROJECT DESCRIPTION

Design improvements to CR 557, prepare parcel survey documents, acquire right-of-way and construct improvements.

OPERATIONAL IMPACT

Fund	Current	Projected Impact					Total
	FY 2026	FY 2027	FY 2028	FY 2029	FY 2030	Future	
N/A	\$ -	\$ -	\$ -	\$ -	\$ -	\$ -	\$ -

Impact Notes: Planning only. No operational impact.

FINANCIALS

Expenditure Type	Budget	Actuals	Encumbrances	Requisitions	Total Expenditures	FY 2026 Available Budget
Design	\$ 2,700,000	\$ -	\$ 2,580,596	\$ -	\$ 2,580,596	\$ 119,404
Right Of Way Acquisition	\$ 1,000,000	\$ -	\$ -	\$ -	\$ -	\$ 1,000,000
Total	\$ 3,700,000	\$ -	\$ 2,580,596	\$ -	\$ 2,580,596	\$ 1,119,404

Project financials are displayed as Project-to-Date numbers.

FY 2026 Capital Improvement Program

Project Group:	Collin County Rural Road
Project Name:	CR 398, FM 546 to CR 447
Project Number:	RI23002
Major Project:	N/A
Start Date:	2024
Project Status:	Active
Funding Source:	2023 Bond Election



PROJECT DESCRIPTION

Design improvements to CR 398, prepare parcel survey documents, acquire right-of-way and construct improvement.

OPERATIONAL IMPACT

Fund	Current	Projected Impact					Total
	FY 2026	FY 2027	FY 2028	FY 2029	FY 2030	Future	
1010 - Road & Bridge	\$ -	\$ -	\$ -	\$ -	\$ -	\$ 196,022	\$ 196,022

Impact Notes: No operational costs for the first 5 years. Wont be in place until 2027

FINANCIALS

Expenditure Type	Budget	Actuals	Encumbrances	Requisitions	Total Expenditures	FY 2026 Available Budget
Construction	\$ 565,320	\$ -	\$ -	\$ -	\$ -	\$ 565,320
Design	\$ 1,900,000	\$ 215,558	\$ 1,510,169	\$ -	\$ 1,725,727	\$ 174,273
Right Of Way Acquisition	\$ 2,300,000	\$ -	\$ -	\$ -	\$ -	\$ 2,300,000
Total	\$ 4,765,320	\$ 215,558	\$ 1,510,169	\$ -	\$ 1,725,727	\$ 3,039,593

Project financials are displayed as Project-to-Date numbers.

FY 2026 Capital Improvement Program

Project Group:	Collin County Rural Road
Project Name:	CR 437, Joint Project with Developer
Project Number:	RI23003
Major Project:	N/A
Start Date:	2024
Project Status:	Active
Funding Source:	2023 Bond Election



PROJECT DESCRIPTION

Provide funding to developer for developer to construct improvements to CR 437 adjacent to Arbor Trails subdivision.

OPERATIONAL IMPACT

Fund	Current	Projected Impact					Total
	FY 2026	FY 2027	FY 2028	FY 2029	FY 2030	Future	
N/A	\$ -	\$ -	\$ -	\$ -	\$ -	\$ -	\$ -
Impact Notes:	No operational impact.						

FINANCIALS

Expenditure Type	Budget	Actuals	Encumbrances	Requisitions	Total Expenditures	FY 2026 Available Budget
Construction	\$ 3,000,000	\$ 109,083	\$ -	\$ -	\$ 109,083	\$ 2,890,917
Total	\$ 3,000,000	\$ 109,083	\$ -	\$ -	\$ 109,083	\$ 2,890,917

Project financials are displayed as Project-to-Date numbers.

FY 2026 Capital Improvement Program

Project Group:	Collin County Rural Road
Project Name:	CR293 / CR728
Project Number:	RI23007
Major Project:	N/A
Start Date:	2025
Project Status:	Active
Funding Source:	2023 Bond Election



PROJECT DESCRIPTION

This project provides funds for the design and right of way acquisition for CR392 from FM546 to FM982 and CR728 from CR392 to corner 0.4 miles south.

OPERATIONAL IMPACT

Fund	Current	Projected Impact					Total
	FY 2026	FY 2027	FY 2028	FY 2029	FY 2030	Future	
1010 - Road & Bridge	\$ -	\$ -	\$ -	\$ -	\$ -	\$ 67,841	\$ 67,841

Impact Notes: No operational costs for first 5 years of newly constructed road. PW already has mowing costs accounted for in their budget. Design and Right of Way Acquisition. No operational impact anticipated.

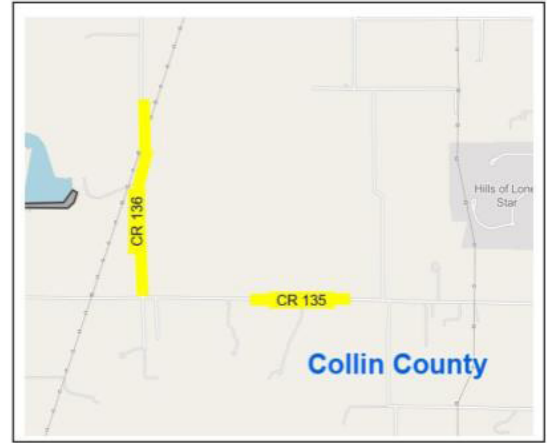
FINANCIALS

Expenditure Type	Budget	Actuals	Encumbrances	Requisitions	Total Expenditures	FY 2026 Available Budget
Design	\$ 2,100,000	\$ -	\$ -	\$ -	\$ -	\$ 2,100,000
Right Of Way Acquisition	\$ 1,900,000	\$ -	\$ -	\$ -	\$ -	\$ 1,900,000
Total	\$ 4,000,000	\$ -	\$ -	\$ -	\$ -	\$ 4,000,000

Project financials are displayed as Project-to-Date numbers.

FY 2026 Capital Improvement Program

Project Group:	Collin County Rural Road
Project Name:	CR135 / CR 136
Project Number:	RI23008
Major Project:	N/A
Start Date:	2025
Project Status:	Active
Funding Source:	2023 Bond Election



PROJECT DESCRIPTION

This project provides funds for the participation with developers for the design, right of way acquisition, and construction of improvements to CR135 and CR136.

OPERATIONAL IMPACT

Fund	Current	Projected Impact					Total
	FY 2026	FY 2027	FY 2028	FY 2029	FY 2030	Future	
1010 - Road & Bridge	\$ -	\$ -	\$ -	\$ -	\$ -	\$ 239,934	\$ 239,934

Impact Notes: No operational costs for first 5 years of newly constructed road. PW already has mowing costs accounted for in their budget.

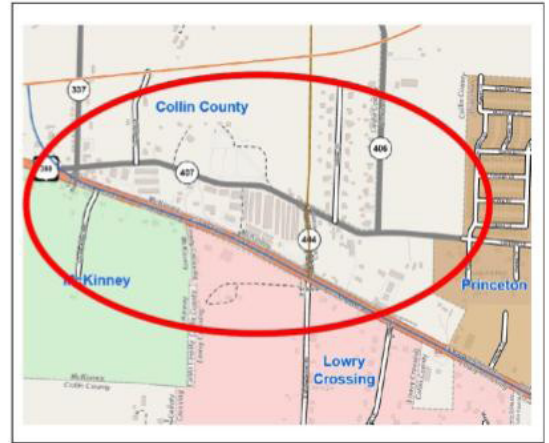
FINANCIALS

Expenditure Type	Budget	Actuals	Encumbrances	Requisitions	Total Expenditures	FY 2026 Available Budget
Construction	\$ 5,000,000	\$ -	\$ -	\$ -	\$ -	\$ 5,000,000
Total	\$ 5,000,000	\$ -	\$ -	\$ -	\$ -	\$ 5,000,000

Project financials are displayed as Project-to-Date numbers.

FY 2026 Capital Improvement Program

Project Group:	Collin County Rural Road
Project Name:	CR407 / 404
Project Number:	RI23009
Major Project:	N/A
Start Date:	2025
Project Status:	Active
Funding Source:	2023 Bond Election



PROJECT DESCRIPTION

This project funds the design and right of way acquisition for improvements to CR407 and CR404.

OPERATIONAL IMPACT

Fund	Current	Projected Impact					Total
	FY 2026	FY 2027	FY 2028	FY 2029	FY 2030	Future	
1010 - Road & Bridge	\$ -	\$ -	\$ -	\$ -	\$ -	\$ 80,238	\$ 80,238

Impact Notes: No operational costs for first 5 years of newly constructed road. PW already has mowing costs accounted for in their budget.

FINANCIALS

Expenditure Type	Budget	Actuals	Encumbrances	Requisitions	Total Expenditures	FY 2026 Available Budget
Design	\$ 800,000	\$ -	\$ -	\$ -	\$ -	\$ 800,000
Right Of Way Acquisition	\$ 1,200,000	\$ -	\$ -	\$ -	\$ -	\$ 1,200,000
Total	\$ 2,000,000	\$ -	\$ -	\$ -	\$ -	\$ 2,000,000

Project financials are displayed as Project-to-Date numbers.

FY 2026 Capital Improvement Program

Project Group:	Collin County Rural Road
Project Name:	Bainbridge Development
Project Number:	RI23010
Major Project:	N/A
Start Date:	2025
Project Status:	Active
Funding Source:	2023 Bond Election



PROJECT DESCRIPTION

This project provides funds to participate with developer for design, right of way acquisition, and construction of north/south thoroughfare north of CR408.

OPERATIONAL IMPACT

Fund	Current	Projected Impact					Total
	FY 2026	FY 2027	FY 2028	FY 2029	FY 2030	Future	
1010 - Road & Bridge	\$ -	\$ 45	\$ -	\$ -	\$ -	\$ 31,777	\$ 31,821

Impact Notes: The roadway is being built by the developer but the county is using these funds to buy the ROW. Once the road is built, the county will need to maintain. We likely wont have pavement to maintain for the first 5 years but will have some mowing.

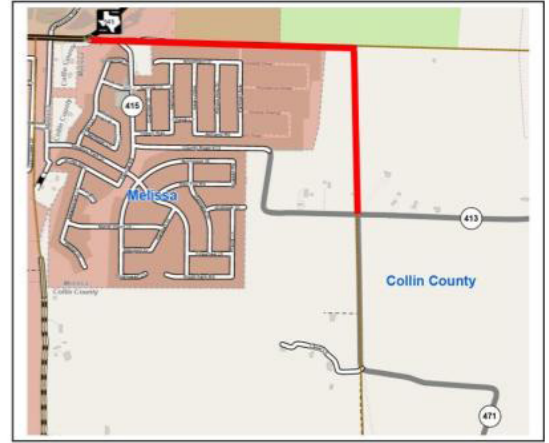
FINANCIALS

Expenditure Type	Budget	Actuals	Encumbrances	Requisitions	Total Expenditures	FY 2026 Available Budget
Right Of Way Acquisition	\$ 500,000	\$ 3,500	\$ 4,000	\$ -	\$ 7,500	\$ 492,500
Total	\$ 500,000	\$ 3,500	\$ 4,000	\$ -	\$ 7,500	\$ 492,500

Project financials are displayed as Project-to-Date numbers.

FY 2026 Capital Improvement Program

Project Group:	Collin County Rural Road
Project Name:	CR471 / CR415
Project Number:	RI23011
Major Project:	N/A
Start Date:	2025
Project Status:	Active
Funding Source:	2023 Bond Election



PROJECT DESCRIPTION

This project will provide funds for participation with developer for design, right of way acquisition, and construction of CR471 from CR413 to extension of CR415 and CR415 from CR471 to FM545.

OPERATIONAL IMPACT

Fund	Current FY 2026	Projected Impact					Total
		FY 2027	FY 2028	FY 2029	FY 2030	Future	
1010 - Road & Bridge	\$ -	\$ -	\$ 111	\$ -	\$ -	\$ 158,771	\$ 158,882

Impact Notes: This project is participation in the ROW and Construction to extend a thoroughfare through a development. Once the road is built, the county will need to maintain. We likely won't have pavement to maintain for the first 5 years but will have some mowing.

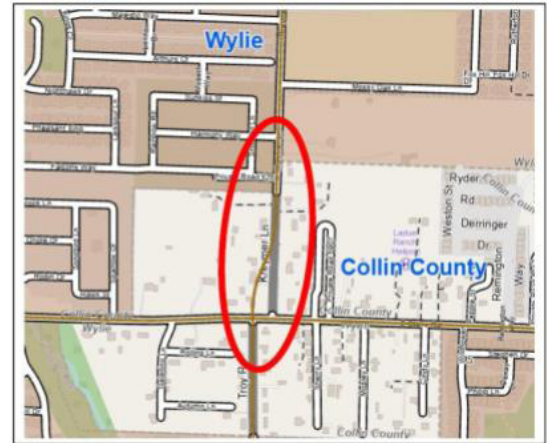
FINANCIALS

Expenditure Type	Budget	Actuals	Encumbrances	Requisitions	Total Expenditures	FY 2026 Available Budget
Design	\$ 6,400,000	\$ -	\$ -	\$ -	\$ -	\$ 6,400,000
Right Of Way Acquisition	\$ 1,600,000	\$ -	\$ -	\$ -	\$ -	\$ 1,600,000
Total	\$ 8,000,000	\$ -	\$ -	\$ -	\$ -	\$ 8,000,000

Project financials are displayed as Project-to-Date numbers.

FY 2026 Capital Improvement Program

Project Group:	Collin County Urban Streets
Project Name:	Kreymer Lane
Project Number:	RI23012
Major Project:	N/A
Start Date:	2025
Project Status:	Active
Funding Source:	2023 Bond Election



PROJECT DESCRIPTION

This project will provide funds for participation with the City of Wylie and the NCTCOG for design, right of way acquisition, and construction of the portion of Kreymer Ln in the unincorporated area.

OPERATIONAL IMPACT

Fund	Current FY 2026	Projected Impact					Total
		FY 2027	FY 2028	FY 2029	FY 2030	Future	
1010 - Road & Bridge	\$ -	\$ 44	\$ -	\$ -	\$ -	\$ 112,012	\$ 112,056

Impact Notes: The roadway is being built by the city but the county is using these funds to buy the ROW and help with construction. Once the road is built, the county will need to maintain the unincorporated portion only. We likely won't have pavement to maintain for the first 5 years but will have some mowing.


FINANCIALS

Expenditure Type	Budget	Actuals	Encumbrances	Requisitions	Total Expenditures	FY 2026 Available Budget
Construction	\$ 1,000,000	\$ -	\$ -	\$ -	\$ -	\$ 1,000,000
Total	\$ 1,000,000	\$ -	\$ -	\$ -	\$ -	\$ 1,000,000

Project financials are displayed as Project-to-Date numbers.

FY 2026 Capital Improvement Program

Project Group:	County-City-State
Project Name:	FM 545 Contributions
Project Number:	RI18016
Major Project:	N/A
Start Date:	2020
Project Status:	Active
Funding Source:	2018 Bond Election



PROJECT DESCRIPTION

FM 545 Contributions - Alternative funding has been allocated from the 2007 Bond Election so this funding is no longer needed for this project. Funding will be re-allocated.

OPERATIONAL IMPACT

Fund	Current	Projected Impact					Total
	FY 2026	FY 2027	FY 2028	FY 2029	FY 2030	Future	
N/A	\$ -	\$ -	\$ -	\$ -	\$ -	\$ -	\$ -

Impact Notes: Road belongs to TxDOT, therefore no operational impact to the County.

FINANCIALS

Expenditure Type	Budget	Actuals	Encumbrances	Requisitions	Total Expenditures	FY 2026 Available Budget
Right Of Way Acquisition	\$ 1,073,356	\$ -	\$ -	\$ -	\$ -	\$ 1,073,356
Total	\$ 1,073,356	\$ -	\$ -	\$ -	\$ -	\$ 1,073,356

Project financials are displayed as Project-to-Date numbers.

Facilities Projects Summaries

Project Name	Project	Budget	Expenditures	Available
Adult Detention Facility				
FI03JAIL	2003 Bond - Justice Center	\$ 19,941,984	\$ 19,934,180	\$ 7,804
FI07JAIL	Adult Detention Facility Expansion	\$ 45,800,000	\$ 44,388,723	\$ 1,411,277
FI07K4008	Fire Suppression Sprinklers	\$ 111,751	\$ 34,242	\$ 77,509
FI23JAIL	Adult Detention Expansion & Remodel	\$ 14,552,379	\$ 14,529,069	\$ 23,310
FI23JAILKM	Jail Kitchen Move	\$ 1,550,000	\$ 1,537,941	\$ 12,059
		\$ 81,956,114	\$ 80,424,155	\$ 1,531,959
Animal Shelter Facility				
FI23ANIM	Animal Shelter Expansion & Remodel	\$ 5,700,000	\$ 768,546	\$ 4,931,454
		\$ 5,700,000	\$ 768,546	\$ 4,931,454
Courts Facility				
FI07CH	Bloomdale Cths Phase 2	\$ 18,259,836	\$ 18,181,059	\$ 78,777
FI23CH	Courthouse Expansion	\$ 12,843,400	\$ 12,801,252	\$ 42,148
FI23CHG	Courthouse Garage	\$ 1,700,000	\$ 1,598,956	\$ 101,044
		\$ 32,803,236	\$ 32,581,267	\$ 221,969
Discretionary				
FI23000A	2023 Proposition A Discretionary	\$ 188,578,444	\$ -	\$ 188,578,444
		\$ 188,578,444	\$ -	\$ 188,578,444
Juvenile Justice Facility				
FI07JJAEP	JJAEP Roof Repairs	\$ 77,000	\$ -	\$ 77,000
		\$ 77,000	\$ -	\$ 77,000
Medical Examiner Facility				
FI23ME	Medical Examiner Facility	\$ 9,500,000	\$ 6,117,644	\$ 3,382,356
		\$ 9,500,000	\$ 6,117,644	\$ 3,382,356
Minimum Security Facility				
FI07G4001	Minimum Security Plumbing Repairs	\$ 400,000	\$ 297,712	\$ 102,288
		\$ 400,000	\$ 297,712	\$ 102,288
Plano 920 Park Plaza				
FI23JUVP	Juvenile Probation Move	\$ 2,067,777	\$ 1,940,506	\$ 127,271
		\$ 2,067,777	\$ 1,940,506	\$ 127,271

Facilities Projects Summaries

Project Name	Project	Budget	Expenditures	Available
Total Facilities Projects		\$ 321,082,571	\$ 122,129,830	\$ 198,952,741

FY 2026 Capital Improvement Program

Project Group:	Adult Detention Facility
Project Name:	2003 Bond - Justice Center
Project Number:	F103JAIL
Major Project:	N/A
Start Date:	2004
Project Status:	Active
Funding Source:	2003 Bond Election



PROJECT DESCRIPTION

Expansion of the Collin County Jail to add 288 beds. The expansion has been completed and savings has been allocated to assisting with the 2007 expansion.

OPERATIONAL IMPACT

Fund	Current	Projected Impact					Total
	FY 2026	FY 2027	FY 2028	FY 2029	FY 2030	Future	
N/A	\$ -	\$ -	\$ -	\$ -	\$ -	\$ -	\$ -
Impact Notes:	Project is complete. Funding remaining is being utilized to supplement the 2007 expansion of the Jail. Impact of the expansion can be seen on the F107JAIL project detail.						

FINANCIALS

Expenditure Type	Budget	Actuals	Encumbrances	Requisitions	Total Expenditures	FY 2026 Available Budget
Construction	\$ 18,223,597	\$ 18,216,061	\$ -	\$ -	\$ 18,216,061	\$ 7,536
Design	\$ 1,305,019	\$ 1,304,902	\$ -	\$ -	\$ 1,304,902	\$ 117
Equipment	\$ 412,968	\$ 412,966	\$ -	\$ -	\$ 412,966	\$ 2
Training	\$ 400	\$ 251	\$ -	\$ -	\$ 251	\$ 149
Total	\$ 19,941,984	\$ 19,934,180	\$ -	\$ -	\$ 19,934,180	\$ 7,804

Project financials are displayed as Project-to-Date numbers.

FY 2026 Capital Improvement Program

Project Group:	Adult Detention Facility
Project Name:	Adult Detention Facility Expansion
Project Number:	F107JAIL
Major Project:	N/A
Start Date:	2019
Project Status:	Active
Funding Source:	2007 Bond Election



PROJECT DESCRIPTION

Expansion of the Adult Detention Facility.

OPERATIONAL IMPACT

Fund	Current FY 2026	Projected Impact				Total	
		FY 2027	FY 2028	FY 2029	FY 2030		Future
0001 - General Fund	\$ 2,557,563	\$ 9,500	\$ -	\$ -	\$ -	\$ -	\$ 2,567,063

Impact Notes: The 97,189 sqft expansion increased staffing as well as utility costs. Utility costs include electric, gas, water and trash. Staffing and utilities were included in the FY 2024-FY 2026 Budget. Expansion is currently operational as of February 2025. FY 2026 Budget includes funds to purchase a body scanner for Book-in as well as 27 Detention Officers. Maintenance on the body scanner will start in FY 2027.

FINANCIALS

Expenditure Type	Budget	Actuals	Encumbrances	Requisitions	Total Expenditures	FY 2026 Available Budget
Construction	\$ 40,800,000	\$ 40,212,651	\$ 44,501	\$ -	\$ 40,257,152	\$ 542,848
Design	\$ 4,400,000	\$ 3,806,808	\$ (340,326)	\$ -	\$ 3,466,482	\$ 933,518
Equipment	\$ 600,000	\$ 420,923	\$ 2,000	\$ 242,166	\$ 665,089	\$ (65,089)
Total	\$ 45,800,000	\$ 44,440,381	\$ (293,824)	\$ 242,166	\$ 44,388,723	\$ 1,411,277

Project financials are displayed as Project-to-Date numbers.

FY 2026 Capital Improvement Program

Project Group:	Adult Detention Facility
Project Name:	Fire Suppression Sprinklers
Project Number:	FI07K4008
Major Project:	N/A
Start Date:	2022
Project Status:	Active
Funding Source:	2007 Bond Election



PROJECT DESCRIPTION

Replacement of Fire Suppression Sprinklers in the Adult Detention Center.

OPERATIONAL IMPACT

Fund	Current	Projected Impact					Total
	FY 2026	FY 2027	FY 2028	FY 2030	FY 2030	Future	
N/A	\$ -	\$ -	\$ -	\$ -	\$ -	\$ -	\$ -

Impact Notes: No operational impact is expected.

FINANCIALS

Expenditure Type	Budget	Actuals	Encumbrances	Requisitions	Total Expenditures	FY 2026 Available Budget
Construction	\$ 111,751	\$ 28,517	\$ 5,725	\$ -	\$ 34,242	\$ 77,509
Total	\$ 111,751	\$ 28,517	\$ 5,725	\$ -	\$ 34,242	\$ 77,509

Project financials are displayed as Project-to-Date numbers.

FY 2026 Capital Improvement Program

Project Group:	Adult Detention Facility
Project Name:	Adult Detention Expansion & Remodel
Project Number:	F123JAIL
Major Project:	N/A
Start Date:	2024
Project Status:	Active
Funding Source:	2023 Bond Election



PROJECT DESCRIPTION

Construction of the new Infirmary in the jail as well as remodeling the existing Infirmary and moving the kitchen.

OPERATIONAL IMPACT

Fund	Current FY 2026	Projected Impact					Total
		FY 2027	FY 2028	FY 2030	FY 2030	Future	
N/A	\$ -	\$ -	\$ -	\$ -	\$ -	\$ -	\$ -

Impact Notes: Building maintenance is already budgeted and this project is not anticipated to have an impact on the operating budget.

FINANCIALS

Expenditure Type	Budget	Actuals	Encumbrances	Requisitions	Total Expenditures	FY 2026 Available Budget
Construction	\$ 14,552,379	\$ 3,025,992	\$ 11,503,077	\$ -	\$ 14,529,069	\$ 23,310
Total	\$ 14,552,379	\$ 3,025,992	\$ 11,503,077	\$ -	\$ 14,529,069	\$ 23,310

Project financials are displayed as Project-to-Date numbers.

FY 2026 Capital Improvement Program

Project Group:	Adult Detention Facility
Project Name:	Jail Kitchen Move
Project Number:	F123JAILKM
Major Project:	N/A
Start Date:	2025
Project Status:	Active
Funding Source:	2023 Bond Election



PROJECT DESCRIPTION

Relocation of the Jail Kitchen

OPERATIONAL IMPACT

Fund	Current FY 2026	Projected Impact					Total
		FY 2027	FY 2028	FY 2030	FY 2030	Future	
N/A	\$ -	\$ -	\$ -	\$ -	\$ -	\$ -	\$ -

Impact Notes: Existing space already budgeted for maintenance and no staff additions related to the move of the kitchen.

FINANCIALS

Expenditure Type	Budget	Actuals	Encumbrances	Requisitions	Total Expenditures	FY 2026 Available Budget
Design	\$ 1,550,000	\$ 532,986	\$ 1,004,955	\$ -	\$ 1,537,941	\$ 12,059
Total	\$ 1,550,000	\$ 532,986	\$ 1,004,955	\$ -	\$ 1,537,941	\$ 12,059

Project financials are displayed as Project-to-Date numbers.

FY 2026 Capital Improvement Program

Project Group:	Animal Shelter Facility
Project Name:	Animal Shelter Expansion & Remodel
Project Number:	F123ANIM
Major Project:	N/A
Start Date:	2024
Project Status:	Active
Funding Source:	2023 Bond Election



PROJECT DESCRIPTION

Building of a new Animal Shelter Adoption Center and renovations to the existing shelter.

OPERATIONAL IMPACT

Fund	Current FY 2026	Projected Impact					Total
		FY 2027	FY 2028	FY 2029	FY 2030	Future	
5990 - Animal Safety Fund	\$ -	\$ 86,939	\$ -	\$ -	\$ -	\$ -	\$ 86,939

Impact Notes: Adoption Center is expected to increase costs in utilities. Building is expected to be 10,000 sqft. The design of the space is still in process so full impacts are unknown at this time. Building is not anticipated to be operational until FY 2027.

FINANCIALS

Expenditure Type	Budget	Actuals	Encumbrances	Requisitions	Total Expenditures	FY 2026 Available Budget
Construction	\$ 4,866,820	\$ -	\$ -	\$ -	\$ -	\$ 4,866,820
Design	\$ 833,180	\$ 77,801	\$ 690,745	\$ -	\$ 768,546	\$ 64,634
Total	\$ 5,700,000	\$ 77,801	\$ 690,745	\$ -	\$ 768,546	\$ 4,931,454

Project financials are displayed as Project-to-Date numbers.

FY 2026 Capital Improvement Program

Project Group:	Courts Facility
Project Name:	Bloomdale Cths Phase 2
Project Number:	FI07CH
Major Project:	07CH
Start Date:	2008
Project Status:	Active
Funding Source:	2007 Bond Election



PROJECT DESCRIPTION

Expansion of Collin County Courthouse to allow the continued centralization of courts and governmental departments to the new courthouse campus.

OPERATIONAL IMPACT

Fund	Current FY 2026	Projected Impact					Total
		FY 2027	FY 2028	FY 2029	FY 2030	Future	
N/A	\$ -	\$ -	\$ -	\$ -	\$ -	\$ -	\$ -

Impact Notes: Project is complete. Funding remaining is being utilized for continued improvements to the courthouse.

FINANCIALS

Expenditure Type	Budget	Actuals	Encumbrances	Requisitions	Total Expenditures	FY 2026 Available Budget
Construction	\$ 16,737,501	\$ 16,587,969	\$ 70,755	\$ -	\$ 16,658,725	\$ 78,776
Design	\$ 712,989	\$ 712,988	\$ -	\$ -	\$ 712,988	\$ 1
Equipment	\$ 809,346	\$ 808,874	\$ 472	\$ -	\$ 809,346	\$ -
Total	\$ 18,259,836	\$ 18,109,832	\$ 71,227	\$ -	\$ 18,181,059	\$ 78,777

Project financials are displayed as Project-to-Date numbers.

FY 2026 Capital Improvement Program

Project Group:	Courts Facility
Project Name:	Courthouse Expansion
Project Number:	FI23CH
Major Project:	N/A
Start Date:	2025
Project Status:	Active
Funding Source:	2023 Bond Election



PROJECT DESCRIPTION

Addition of 12 Courtrooms and associated space as well as additional office space.

OPERATIONAL IMPACT

Fund	Current FY 2026	Projected Impact					Total
		FY 2027	FY 2028	FY 2029	FY 2030	Future	
0001 - General Fund	\$ -	\$ -	\$ 1,521,921	\$ 768,537	\$ -	\$ -	\$ 2,290,458

Impact Notes: Building expansion is in early design phase. Full operational impacts are still unknown. Current estimates include utilities, housekeeping and Facilities staffing estimates.

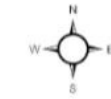
FINANCIALS

Expenditure Type	Budget	Actuals	Encumbrances	Requisitions	Total Expenditures	FY 2026 Available Budget
Design	\$ 12,843,400	\$ 193,495	\$ 12,607,757	\$ -	\$ 12,801,252	\$ 42,148
Total	\$ 12,843,400	\$ 193,495	\$ 12,607,757	\$ -	\$ 12,801,252	\$ 42,148

Project financials are displayed as Project-to-Date numbers.

FY 2026 Capital Improvement Program

Project Group:	Courts Facility
Project Name:	Courthouse Garage
Project Number:	FI23CHG
Major Project:	N/A
Start Date:	2025
Project Status:	Active
Funding Source:	2023 Bond Election



PROJECT DESCRIPTION

Construction of a parking garage for the courthouse.

OPERATIONAL IMPACT

Fund	Current	Projected Impact					Total
	FY 2026	FY 2027	FY 2028	FY 2029	FY 2030	Future	
N/A	\$ -	\$ -	\$ -	\$ -	\$ -	\$ -	\$ -

Impact Notes: Design phase, maintenance is expected to be nominal upon completion.


FINANCIALS

Expenditure Type	Budget	Actuals	Encumbrances	Requisitions	Total Expenditures	FY 2026 Available Budget
Design	\$ 1,700,000	\$ 60,522	\$ 1,538,435	\$ -	\$ 1,598,956	\$ 101,044
Total	\$ 1,700,000	\$ 60,522	\$ 1,538,435	\$ -	\$ 1,598,956	\$ 101,044

Project financials are displayed as Project-to-Date numbers.

FY 2026 Capital Improvement Program

Project Group:	Discretionary
Project Name:	2023 Proposition A Discretionary
Project Number:	F123000A
Major Project:	N/A
Start Date:	2024
Project Status:	Active
Funding Source:	2023 Bond Election



PROJECT DESCRIPTION

Discretionary funds for the 2023 Bond Election Proposition A Funds

OPERATIONAL IMPACT

Fund	Current	Projected Impact					Total
	FY 2026	FY 2027	FY 2028	FY 2029	FY 2030	Future	
N/A	\$ -	\$ -	\$ -	\$ -	\$ -	\$ -	\$ -

Impact Notes: Discretionary funding. Not allocated to any specific project at this time. Operational impact to be determined when projects are identified.


FINANCIALS

Expenditure Type	Budget	Actuals	Encumbrances	Requisitions	Total Expenditures	FY 2026 Available Budget
Contingency	\$ 188,578,444	\$ -	\$ -	\$ -	\$ -	\$ 188,578,444
Total	\$ 188,578,444	\$ -	\$ -	\$ -	\$ -	\$ 188,578,444

Project financials are displayed as Project-to-Date numbers.

FY 2026 Capital Improvement Program

Project Group:	Juvenile Justice Facility
Project Name:	JJAEP Roof Repairs
Project Number:	F107JJAEP
Major Project:	N/A
Start Date:	2025
Project Status:	Active
Funding Source:	2007 Bond Election



PROJECT DESCRIPTION

Repairs to a leaking roof at the Juvenile Justice Facility

OPERATIONAL IMPACT

Fund	Current	Projected Impact					Total
	FY 2026	FY 2027	FY 2028	FY 2029	FY 2030	Future	
N/A	\$ -	\$ -	\$ -	\$ -	\$ -	\$ -	\$ -

Impact Notes: No operational impact of repairs.

FINANCIALS

Expenditure Type	Budget	Actuals	Encumbrances	Requisitions	Total Expenditures	FY 2026 Available Budget
Construction	\$ 77,000	\$ -	\$ -	\$ -	\$ -	\$ 77,000
Total	\$ 77,000	\$ -	\$ -	\$ -	\$ -	\$ 77,000

Project financials are displayed as Project-to-Date numbers.

FY 2026 Capital Improvement Program

Project Group:	Medical Examiner Facility
Project Name:	Medical Examiner Facility
Project Number:	F123ME
Major Project:	N/A
Start Date:	2024
Project Status:	Active
Funding Source:	2023 Bond Election



PROJECT DESCRIPTION

Construction of a new Medical Examiner Facility & Equipment

OPERATIONAL IMPACT

Fund	Current	Projected Impact					Total
	FY 2026	FY 2027	FY 2028	FY 2029	FY 2030	Future	
0001 - General Fund	\$ 109,230	\$ 69,652	\$ -	\$ -	\$ -	\$ -	\$ 178,882

Impact Notes: New building is anticipated to be complete by July 2026. New facility will be 19,475 sqft. Operational impacts include utilities, housekeeping and ongoing maintenance on new equipment.


FINANCIALS

Expenditure Type	Budget	Actuals	Encumbrances	Requisitions	Total Expenditures	FY 2026 Available Budget
Construction	\$ 8,850,000	\$ 3,403,380	\$ 2,126,265	\$ -	\$ 5,529,644	\$ 3,320,356
Equipment	\$ 650,000	\$ -	\$ 588,000	\$ -	\$ 588,000	\$ 62,000
Total	\$ 9,500,000	\$ 3,403,380	\$ 2,714,265	\$ -	\$ 6,117,644	\$ 3,382,356

Project financials are displayed as Project-to-Date numbers.

FY 2026 Capital Improvement Program

Project Group:	Minimum Security Facility
Project Name:	Minimum Security Plumbing Repairs
Project Number:	FI07G4001
Major Project:	N/A
Start Date:	2025
Project Status:	Active
Funding Source:	2007 Bond Election



PROJECT DESCRIPTION

Plumbing leak in Minimum Security

OPERATIONAL IMPACT

Fund	Current	Projected Impact					Total
	FY 2026	FY 2027	FY 2028	FY 2029	FY 2030	Future	
N/A	\$ -	\$ -	\$ -	\$ -	\$ -	\$ -	\$ -

Impact Notes: No operational impact of repairs.


FINANCIALS

Expenditure Type	Budget	Actuals	Encumbrances	Requisitions	Total Expenditures	FY 2026 Available Budget
Construction	\$ 400,000	\$ -	\$ 297,712	\$ -	\$ 297,712	\$ 102,288
Total	\$ 400,000	\$ -	\$ 297,712	\$ -	\$ 297,712	\$ 102,288

Project financials are displayed as Project-to-Date numbers.

FY 2026 Capital Improvement Program

Project Group:	Plano 920 Park Plaza
Project Name:	Juvenile Probation Move
Project Number:	F123JUV
Major Project:	N/A
Start Date:	2024
Project Status:	Active
Funding Source:	2023 Bond Election



PROJECT DESCRIPTION

Juvenile Probation Move from the second floor of the Plano 900 Building to the first floor of the Plan 920 Building.

OPERATIONAL IMPACT

Fund	Current	Projected Impact					Total
	FY 2026	FY 2027	FY 2028	FY 2029	FY 2030	Future	
N/A	\$ -	\$ -	\$ -	\$ -	\$ -	\$ -	\$ -

Impact Notes: No operational impact. Entire building is already budgeted for ongoing costs.

FINANCIALS

Expenditure Type	Budget	Actuals	Encumbrances	Requisitions	Total Expenditures	FY 2026 Available Budget
Construction	\$ 2,067,777	\$ 692,801	\$ 1,247,705	\$ -	\$ 1,940,506	\$ 127,271
Total	\$ 2,067,777	\$ 692,801	\$ 1,247,705	\$ -	\$ 1,940,506	\$ 127,271

Project financials are displayed as Project-to-Date numbers.

Open Space Projects Summaries

Project Name	Project	Budget	Expenditures	Available
Open Space Grants				
OI0718PG34	AL - Watters Trail S Connection	\$ 10,862	\$ 10,862	\$ -
OI0723PG17	McKinney MUD 1 Playground Safe Mat	\$ 64,228	\$ -	\$ 64,228
OI07MYERS	2007 Myers Park Discretionary	\$ 185,223	\$ -	\$ 185,223
OI07PG101	Trinity Trail Preservation Assoc	\$ 7,500	\$ 7,500	\$ -
OI07PG108	MP Confinement Building Restoration	\$ 114,583	\$ 114,583	\$ -
OI07PG109	Myers Park Granary Restoration	\$ 115,083	\$ 115,083	\$ -
OI07PG110	Parkhill Prairie - The Nature Conservancy	\$ 57,365	\$ 57,365	\$ -
OI07PG112	Myers Park - Gazebo Foundation Stabilization	\$ 20,000	\$ 20,000	\$ -
OI07PG114	Farmersville - S Lake Kayak Launch	\$ 8,408	\$ -	\$ 8,408
OI18DISC	2018 Proposition C Discretionary	\$ 724,295	\$ -	\$ 724,295
OI18MYERS	2018 Myers Park Discretionary	\$ 116,375	\$ -	\$ 116,375
OI18PG19	City of Melissa - Brookside Sub-Surface Crossing at SH 121	\$ 146,666	\$ 146,666	\$ -
OI18PG29	Farmersville - Caddo Park	\$ 100,000	\$ -	\$ 100,000
OI18PG31	McKinney - Wilson Creek Greens Trail	\$ 250,681	\$ 250,681	\$ -
OI18PG32	Plano - Los Rios Park Trail	\$ 250,681	\$ 250,681	\$ -
OI18PG34	AL - Watters Trail S Connection	\$ 128,566	\$ 128,566	\$ -
OI18PG35	BR - Mowry Park	\$ 200,000	\$ 200,000	\$ -
OI18PG38	LC - Trinity Trail	\$ 179,006	\$ 179,006	\$ -
OI18PG39	PL - Chisholm Trail Ext	\$ 267,428	\$ 267,428	\$ -
OI23000D	2023 Proposition D Discretionary	\$ 2,206,360	\$ -	\$ 2,206,360
OI23MYER01	Myers Park Gazebo	\$ 5,400	\$ 5,400	\$ -
OI23MYERS	Myers Park Renovations	\$ 2,444,600	\$ -	\$ 2,444,600
OI23PG01	AL - Rowlett Trail N & S Connections	\$ 1,000,000	\$ 1,000,000	\$ -
OI23PG02	CE - Wilson Creek Park Trail	\$ 327,100	\$ 327,100	\$ -
OI23PG03	Farmersville - City Park Acquisition	\$ 185,000	\$ 185,000	\$ -
OI23PG05	Josephine - Parks and Trails	\$ 67,000	\$ 67,000	\$ -
OI23PG06	MK - Cottonwood Creek Trail	\$ 300,000	\$ 300,000	\$ -
OI23PG07	MK - Gray Branch Trail	\$ 500,000	\$ 500,000	\$ -
OI23PG08	Murphy Tribute Assoc Vet	\$ 109,218	\$ 109,218	\$ -
OI23PG10	Royse City - City Lake Park Imp	\$ 135,840	\$ 135,840	\$ -
OI23PG13	Lavon - Community Park Phase 1	\$ 264,946	\$ -	\$ 264,946
OI23PG14	Lavon - Community Park Phase 2	\$ 541,227	\$ -	\$ 541,227
OI23PG16	McKinney - Rowlett Creek Trail	\$ 600,000	\$ -	\$ 600,000
OI23PG17	McKinney MUD 1 Playground Safe Mat	\$ 50,931	\$ -	\$ 50,931
OI23PG18	Collin County - Trail and Landscape Master Plan	\$ 1,000,000	\$ -	\$ 1,000,000
OI23PG19	City of Lowry Crossing	\$ 70,000	\$ -	\$ 70,000
		\$ 12,754,573	\$ 4,377,980	\$ 8,376,593

Outdoor Camp

OI010C	OUTDOOR CAMP	\$ 27,127,952	\$ 27,015,565	\$ 112,387
		\$ 27,127,952	\$ 27,015,565	\$ 112,387

Open Space Projects Summaries

Project Name	Project	Budget	Expenditures	Available
Total Open Space Projects		\$ 39,882,524	\$ 31,393,545	\$ 8,488,980

FY 2026 Capital Improvement Program

Project Group:	Open Space Grants
Project Name:	AL - Watters Trail S Connection
Project Number:	O10718PG34
Major Project:	18PG34
Start Date:	2023
Project Status:	Active
Funding Source:	2007 Bond Election



PROJECT DESCRIPTION

City of Allen - Watters Trail South Connection - remove existing and replace 12' wide trail

OPERATIONAL IMPACT

Fund	Current FY 2026	Projected Impact					Total
		FY 2027	FY 2028	FY 2029	FY 2030	Future	
N/A	\$ -	\$ -	\$ -	\$ -	\$ -	\$ -	\$ -

Impact Notes: All future maintenance is the responsibility of the City. No future cost impact to the County.

FINANCIALS

Expenditure Type	Budget	Actuals	Encumbrances	Requisitions	Total Expenditures	FY 2026 Available Budget
Construction	\$ 10,862	\$ 3,376	\$ 7,486	\$ -	\$ 10,862	\$ -
Total	\$ 10,862	\$ 3,376	\$ 7,486	\$ -	\$ 10,862	\$ -

Project financials are displayed as Project-to-Date numbers.

FY 2026 Capital Improvement Program

Project Group:	Open Space Grants
Project Name:	McKinney MUD 1 Playground Safe Mat
Project Number:	O10723PG17
Major Project:	23PG17
Start Date:	2025
Project Status:	Active
Funding Source:	2007 Bond Election



PROJECT DESCRIPTION

Playground Safety Matting for McKinney MUD #1

OPERATIONAL IMPACT

Fund	Current FY 2026	Projected Impact					Total
		FY 2027	FY 2028	FY 2029	FY 2030	Future	
N/A	\$ -	\$ -	\$ -	\$ -	\$ -	\$ -	\$ -

Impact Notes: All future maintenance is the responsibility of the MUD. No future cost impact to the County.

FINANCIALS

Expenditure Type	Budget	Actuals	Encumbrances	Requisitions	Total Expenditures	FY 2026 Available Budget
Construction	\$ 64,228	\$ -	\$ -	\$ -	\$ -	\$ 64,228
Total	\$ 64,228	\$ -	\$ -	\$ -	\$ -	\$ 64,228

Project financials are displayed as Project-to-Date numbers.

FY 2026 Capital Improvement Program

Project Group:	Open Space Grants
Project Name:	2007 Myers Park Discretionary
Project Number:	O107MYERS
Major Project:	MYERS
Start Date:	2025
Project Status:	Active
Funding Source:	2007 Bond Election



PROJECT DESCRIPTION

Funding set aside for improvements at Myers Park

OPERATIONAL IMPACT

Fund	Current FY 2026	Projected Impact					Total
		FY 2027	FY 2028	FY 2029	FY 2030	Future	
N/A	\$ -	\$ -	\$ -	\$ -	\$ -	\$ -	\$ -

Impact Notes: Discretionary funding only, once allocated to a project, impacts will be identified.

FINANCIALS

Expenditure Type	Budget	Actuals	Encumbrances	Requisitions	Total Expenditures	FY 2026 Available Budget
Contingency	\$ 185,223	\$ -	\$ -	\$ -	\$ -	\$ 185,223
Total	\$ 185,223	\$ -	\$ -	\$ -	\$ -	\$ 185,223

Project financials are displayed as Project-to-Date numbers.

FY 2026 Capital Improvement Program

Project Group:	Open Space Grants
Project Name:	Trinity Trail Preservation Assoc
Project Number:	OI07PG101
Major Project:	N/A
Start Date:	2019
Project Status:	Active
Funding Source:	2007 Bond Election



PROJECT DESCRIPTION

Trinity Trail Reroute Phase #1. Reroute trail to avoid high water and encroaching development and update trail signage.

OPERATIONAL IMPACT

Fund	Current FY 2026	Projected Impact					Total
		FY 2027	FY 2028	FY 2029	FY 2030	Future	
N/A	\$ -	\$ -	\$ -	\$ -	\$ -	\$ -	\$ -

Impact Notes: All future maintenance is the responsibility of the City. No future cost impact to the County.

FINANCIALS

Expenditure Type	Budget	Actuals	Encumbrances	Requisitions	Total Expenditures	FY 2026 Available Budget
Construction	\$ 7,500	\$ 2,445	\$ 5,055	\$ -	\$ 7,500	\$ -
Total	\$ 7,500	\$ 2,445	\$ 5,055	\$ -	\$ 7,500	\$ -

Project financials are displayed as Project-to-Date numbers.

FY 2026 Capital Improvement Program

Project Group:	Open Space Grants
Project Name:	MP Confinement Building Restoration
Project Number:	O107PG108
Major Project:	N/A
Start Date:	2021
Project Status:	Active
Funding Source:	2007 Bond Election



PROJECT DESCRIPTION

Restoration of the Confinement Building.

OPERATIONAL IMPACT

Fund	Current FY 2026	Projected Impact					Total
		FY 2027	FY 2028	FY 2029	FY 2030	Future	
N/A	\$ -	\$ -	\$ -	\$ -	\$ -	\$ -	\$ -

Impact Notes: No operational impact anticipated.

FINANCIALS

Expenditure Type	Budget	Actuals	Encumbrances	Requisitions	Total Expenditures	FY 2026 Available Budget
Design	\$ 114,583	\$ 77,066	\$ 37,518	\$ -	\$ 114,583	\$ -
Total	\$ 114,583	\$ 77,066	\$ 37,518	\$ -	\$ 114,583	\$ -

Project financials are displayed as Project-to-Date numbers.

FY 2026 Capital Improvement Program

Project Group:	Open Space Grants
Project Name:	Myers Park Granary Restoration
Project Number:	OI07PG109
Major Project:	N/A
Start Date:	2021
Project Status:	Active
Funding Source:	2007 Bond Election



PROJECT DESCRIPTION

Restoration of the Granary Building.

OPERATIONAL IMPACT

Fund	Current FY 2026	Projected Impact					Total
		FY 2027	FY 2028	FY 2029	FY 2030	Future	
N/A	\$ -	\$ -	\$ -	\$ -	\$ -	\$ -	\$ -

Impact Notes: No operational impact anticipated.

FINANCIALS

Expenditure Type	Budget	Actuals	Encumbrances	Requisitions	Total Expenditures	FY 2026 Available Budget
Design	\$ 115,083	\$ 77,566	\$ 37,518	\$ -	\$ 115,083	\$ -
Total	\$ 115,083	\$ 77,566	\$ 37,518	\$ -	\$ 115,083	\$ -

Project financials are displayed as Project-to-Date numbers.

FY 2026 Capital Improvement Program

Project Group:	Open Space Grants
Project Name:	Parkhill Prairie - The Nature Conservancy
Project Number:	O107PG110
Major Project:	N/A
Start Date:	2023
Project Status:	Active
Funding Source:	2007 Bond Election



PROJECT DESCRIPTION

Consulting Services Agreement with the Nature Conservancy for Parkhill Prairie Restoration and Maintenance. Five Years 2023 - 2027.

OPERATIONAL IMPACT

Fund	Current	Projected Impact					Total
	FY 2026	FY 2027	FY 2028	FY 2029	FY 2030	Future	
N/A	\$ -	\$ -	\$ -	\$ -	\$ -	\$ -	\$ -

Impact Notes: No operational impact anticipated.

FINANCIALS

Expenditure Type	Budget	Actuals	Encumbrances	Requisitions	Total Expenditures	FY 2026 Available Budget
Construction	\$ 57,365	\$ 23,107	\$ 34,258	\$ -	\$ 57,365	\$ -
Total	\$ 57,365	\$ 23,107	\$ 34,258	\$ -	\$ 57,365	\$ -

Project financials are displayed as Project-to-Date numbers.

FY 2026 Capital Improvement Program

Project Group:	Open Space Grants
Project Name:	Myers Park - Gazebo Foundation Stabilization
Project Number:	O107PG112
Major Project:	N/A
Start Date:	2025
Project Status:	Active
Funding Source:	2007 Bond Election



PROJECT DESCRIPTION

Pond stabilization near the Gazebo at Myers Park.

OPERATIONAL IMPACT

Fund	Current FY 2026	Projected Impact					Total
		FY 2027	FY 2028	FY 2029	FY 2030	Future	
N/A	\$ -	\$ -	\$ -	\$ -	\$ -	\$ -	\$ -

Impact Notes: No operational impact anticipated.

FINANCIALS

Expenditure Type	Budget	Actuals	Encumbrances	Requisitions	Total Expenditures	FY 2026 Available Budget
Design	\$ 20,000	\$ -	\$ 20,000	\$ -	\$ 20,000	\$ -
Total	\$ 20,000	\$ -	\$ 20,000	\$ -	\$ 20,000	\$ -

Project financials are displayed as Project-to-Date numbers.

FY 2026 Capital Improvement Program

Project Group:	Open Space Grants
Project Name:	Farmersville - S Lake Kayak Launch
Project Number:	OI07PG114
Major Project:	N/A
Start Date:	2025
Project Status:	Active
Funding Source:	2007 Bond Election



PROJECT DESCRIPTION

City of Farmersville - South Lake Kayak Launch

OPERATIONAL IMPACT

Fund	Current FY 2026	Projected Impact					Total
		FY 2027	FY 2028	FY 2029	FY 2030	Future	
N/A	\$ -	\$ -	\$ -	\$ -	\$ -	\$ -	\$ -

Impact Notes: All future maintenance is the responsibility of the City. No future cost impact to the County.

FINANCIALS

Expenditure Type	Budget	Actuals	Encumbrances	Requisitions	Total Expenditures	FY 2026 Available Budget
Construction	\$ 8,408	\$ -	\$ -	\$ -	\$ -	\$ 8,408
Total	\$ 8,408	\$ -	\$ -	\$ -	\$ -	\$ 8,408

Project financials are displayed as Project-to-Date numbers.

FY 2026 Capital Improvement Program

Project Group:	Open Space Grants
Project Name:	2018 Proposition C Discretionary
Project Number:	O18DISC
Major Project:	N/A
Start Date:	2018
Project Status:	Active
Funding Source:	2018 Bond Election



PROJECT DESCRIPTION

2018 Bond Election discretionary open space funds for Proposition C projects.

OPERATIONAL IMPACT

Fund	Current FY 2026	Projected Impact					Total
		FY 2027	FY 2028	FY 2029	FY 2030	Future	
N/A	\$ -	\$ -	\$ -	\$ -	\$ -	\$ -	\$ -

Impact Notes: Discretionary funding. Not allocated to any specific project at this time. Operational impact to be determined when projects are identified.

FINANCIALS

Expenditure Type	Budget	Actuals	Encumbrances	Requisitions	Total Expenditures	FY 2026 Available Budget
Contingency	\$ 724,295	\$ -	\$ -	\$ -	\$ -	\$ 724,295
Total	\$ 724,295	\$ -	\$ -	\$ -	\$ -	\$ 724,295

Project financials are displayed as Project-to-Date numbers.

FY 2026 Capital Improvement Program

Project Group:	Open Space Grants
Project Name:	2018 Myers Park Discretionary
Project Number:	O18MYERS
Major Project:	MYERS
Start Date:	2025
Project Status:	Active
Funding Source:	2018 Bond Election



PROJECT DESCRIPTION

Funding set aside for improvements at Myers Park

OPERATIONAL IMPACT

Fund	Current FY 2026	Projected Impact					Total
		FY 2027	FY 2028	FY 2029	FY 2030	Future	
N/A	\$ -	\$ -	\$ -	\$ -	\$ -	\$ -	\$ -

Impact Notes: Discretionary funding only, once allocated to a project, impacts will be identified.

FINANCIALS

Expenditure Type	Budget	Actuals	Encumbrances	Requisitions	Total Expenditures	FY 2026 Available Budget
Contingency	\$ 116,375	\$ -	\$ -	\$ -	\$ -	\$ 116,375
Total	\$ 116,375	\$ -	\$ -	\$ -	\$ -	\$ 116,375

Project financials are displayed as Project-to-Date numbers.

FY 2026 Capital Improvement Program

Project Group:	Open Space Grants
Project Name:	City of Melissa - Brookside Sub-Surface Crossing at SH 121
Project Number:	O18PG19
Major Project:	18PG19
Start Date:	2021
Project Status:	Active
Funding Source:	2018 Bond Election



PROJECT DESCRIPTION

Concrete Trail Crossing Under SH 121.

OPERATIONAL IMPACT

Fund	Current FY 2026	Projected Impact					Total
		FY 2027	FY 2028	FY 2029	FY 2030	Future	
N/A	\$ -	\$ -	\$ -	\$ -	\$ -	\$ -	\$ -

Impact Notes: All future maintenance is the responsibility of the City. No future cost impact to the County.

FINANCIALS

Expenditure Type	Budget	Actuals	Encumbrances	Requisitions	Total Expenditures	FY 2026 Available Budget
Construction	\$ 146,666	\$ -	\$ 146,666	\$ -	\$ 146,666	\$ -
Total	\$ 146,666	\$ -	\$ 146,666	\$ -	\$ 146,666	\$ -

Project financials are displayed as Project-to-Date numbers.

FY 2026 Capital Improvement Program

Project Group:	Open Space Grants
Project Name:	Farmersville - Caddo Park
Project Number:	O18PG29
Major Project:	N/A
Start Date:	2022
Project Status:	Active
Funding Source:	2018 Bond Election



PROJECT DESCRIPTION

Farmersville - Caddo Park Improvements. Entrance road parking.

OPERATIONAL IMPACT

Fund	Current FY 2026	Projected Impact					Total
		FY 2027	FY 2028	FY 2029	FY 2030	Future	
N/A	\$ -	\$ -	\$ -	\$ -	\$ -	\$ -	\$ -

Impact Notes: All future maintenance is the responsibility of the City. No future cost impact to the County.

FINANCIALS

Expenditure Type	Budget	Actuals	Encumbrances	Requisitions	Total Expenditures	FY 2026 Available Budget
Construction	\$ 100,000	\$ -	\$ -	\$ -	\$ -	\$ 100,000
Total	\$ 100,000	\$ -	\$ -	\$ -	\$ -	\$ 100,000

Project financials are displayed as Project-to-Date numbers.

FY 2026 Capital Improvement Program

Project Group:	Open Space Grants
Project Name:	McKinney - Wilson Creek Greens Trail
Project Number:	O18PG31
Major Project:	N/A
Start Date:	2022
Project Status:	Active
Funding Source:	2018 Bond Election



PROJECT DESCRIPTION

McKinney - Wilson Creek Greens Trail. 12' Trail, 5" or 6" concrete.

OPERATIONAL IMPACT

Fund	Current FY 2026	Projected Impact					Total
		FY 2027	FY 2028	FY 2029	FY 2030	Future	
N/A	\$ -	\$ -	\$ -	\$ -	\$ -	\$ -	\$ -

Impact Notes: All future maintenance is the responsibility of the City. No future cost impact to the County.

FINANCIALS

Expenditure Type	Budget	Actuals	Encumbrances	Requisitions	Total Expenditures	FY 2026 Available Budget
Construction	\$ 250,681	\$ -	\$ 250,681	\$ -	\$ 250,681	\$ -
Total	\$ 250,681	\$ -	\$ 250,681	\$ -	\$ 250,681	\$ -

Project financials are displayed as Project-to-Date numbers.

FY 2026 Capital Improvement Program

Project Group:	Open Space Grants
Project Name:	Plano - Los Rios Park Trail
Project Number:	O118PG32
Major Project:	N/A
Start Date:	2022
Project Status:	Active
Funding Source:	2018 Bond Election



PROJECT DESCRIPTION

Plano - Los Rios Park Trail. Concrete trail and bridges.

OPERATIONAL IMPACT

Fund	Current FY 2026	Projected Impact					Total
		FY 2027	FY 2028	FY 2029	FY 2030	Future	
N/A	\$ -	\$ -	\$ -	\$ -	\$ -	\$ -	\$ -

Impact Notes: All future maintenance is the responsibility of the City. No future cost impact to the County.

FINANCIALS

Expenditure Type	Budget	Actuals	Encumbrances	Requisitions	Total Expenditures	FY 2026 Available Budget
Construction	\$ 250,681	\$ -	\$ 250,681	\$ -	\$ 250,681	\$ -
Total	\$ 250,681	\$ -	\$ 250,681	\$ -	\$ 250,681	\$ -

Project financials are displayed as Project-to-Date numbers.

FY 2026 Capital Improvement Program

Project Group:	Open Space Grants
Project Name:	AL - Watters Trail S Connection
Project Number:	O18PG34
Major Project:	N/A
Start Date:	2023
Project Status:	Active
Funding Source:	2018 Bond Election



PROJECT DESCRIPTION

City of Allen - Watters Trail South Connection - remove existing and replace 12' wide trail

OPERATIONAL IMPACT

Fund	Current FY 2026	Projected Impact					Total
		FY 2027	FY 2028	FY 2029	FY 2030	Future	
N/A	\$ -	\$ -	\$ -	\$ -	\$ -	\$ -	\$ -

Impact Notes: All future maintenance is the responsibility of the City. No future cost impact to the County.

FINANCIALS

Expenditure Type	Budget	Actuals	Encumbrances	Requisitions	Total Expenditures	FY 2026 Available Budget
Construction	\$ 128,566	\$ 39,961	\$ 88,605	\$ -	\$ 128,566	\$ -
Total	\$ 128,566	\$ 39,961	\$ 88,605	\$ -	\$ 128,566	\$ -

Project financials are displayed as Project-to-Date numbers.

FY 2026 Capital Improvement Program

Project Group:	Open Space Grants
Project Name:	BR - Mowry Park
Project Number:	O118PG35
Major Project:	N/A
Start Date:	2023
Project Status:	Active
Funding Source:	2018 Bond Election



PROJECT DESCRIPTION

City of Blue Ridge - Mowry Park - Design, clearing, excavation of lake, concrete trail, concrete parking lot

OPERATIONAL IMPACT

Fund	Current FY 2026	Projected Impact					Total
		FY 2027	FY 2028	FY 2029	FY 2030	Future	
N/A	\$ -	\$ -	\$ -	\$ -	\$ -	\$ -	\$ -

Impact Notes: All future maintenance is the responsibility of the City. No future cost impact to the County.

FINANCIALS

Expenditure Type	Budget	Actuals	Encumbrances	Requisitions	Total Expenditures	FY 2026 Available Budget
Construction	\$ 200,000	\$ -	\$ 200,000	\$ -	\$ 200,000	\$ -
Total	\$ 200,000	\$ -	\$ 200,000	\$ -	\$ 200,000	\$ -

Project financials are displayed as Project-to-Date numbers.

FY 2026 Capital Improvement Program

Project Group:	Open Space Grants
Project Name:	LC - Trinity Trail
Project Number:	O18PG38
Major Project:	N/A
Start Date:	2023
Project Status:	Active
Funding Source:	2018 Bond Election



PROJECT DESCRIPTION

City of Lucas - Trinity Trail Connect Phase 1 - Mobilization, Granite, weed barrier, clearing, excavation, trail signage, installing material, pre fab landscape edging, design

OPERATIONAL IMPACT

Fund	Current FY 2026	Projected Impact					Total
		FY 2027	FY 2028	FY 2029	FY 2030	Future	
N/A	\$ -	\$ -	\$ -	\$ -	\$ -	\$ -	\$ -

Impact Notes: All future maintenance is the responsibility of the City. No future cost impact to the County.

FINANCIALS

Expenditure Type	Budget	Actuals	Encumbrances	Requisitions	Total Expenditures	FY 2026 Available Budget
Construction	\$ 179,006	\$ -	\$ 179,006	\$ -	\$ 179,006	\$ -
Total	\$ 179,006	\$ -	\$ 179,006	\$ -	\$ 179,006	\$ -

Project financials are displayed as Project-to-Date numbers.

FY 2026 Capital Improvement Program

Project Group:	Open Space Grants
Project Name:	PL - Chisholm Trail Ext
Project Number:	O18PG39
Major Project:	N/A
Start Date:	2023
Project Status:	Active
Funding Source:	2018 Bond Election



PROJECT DESCRIPTION

City of Plano - Chisholm Trail Extension - concrete trail

OPERATIONAL IMPACT

Fund	Current	Projected Impact					Total
	FY 2026	FY 2027	FY 2028	FY 2029	FY 2030	Future	
N/A	\$ -	\$ -	\$ -	\$ -	\$ -	\$ -	\$ -

Impact Notes: All future maintenance is the responsibility of the City. No future cost impact to the County.

FINANCIALS

Expenditure Type	Budget	Actuals	Encumbrances	Requisitions	Total Expenditures	FY 2026 Available Budget
Construction	\$ 267,428	\$ -	\$ 267,428	\$ -	\$ 267,428	\$ -
Total	\$ 267,428	\$ -	\$ 267,428	\$ -	\$ 267,428	\$ -

Project financials are displayed as Project-to-Date numbers.

FY 2026 Capital Improvement Program

Project Group:	Open Space Grants
Project Name:	2023 Proposition D Discretionary
Project Number:	O123000D
Major Project:	N/A
Start Date:	2024
Project Status:	Active
Funding Source:	2023 Bond Election



PROJECT DESCRIPTION

Proposition D discretionary funding for Open Space Projects

OPERATIONAL IMPACT

Fund	Current FY 2026	Projected Impact					Total
		FY 2027	FY 2028	FY 2029	FY 2030	Future	
N/A	\$ -	\$ -	\$ -	\$ -	\$ -	\$ -	\$ -

Impact Notes: Discretionary funding. Not allocated to any specific project at this time. Operational impact to be determined when projects are identified.

FINANCIALS

Expenditure Type	Budget	Actuals	Encumbrances	Requisitions	Total Expenditures	FY 2026 Available Budget
Contingency	\$ 2,206,360	\$ -	\$ -	\$ -	\$ -	\$ 2,206,360
Total	\$ 2,206,360	\$ -	\$ -	\$ -	\$ -	\$ 2,206,360

Project financials are displayed as Project-to-Date numbers.

FY 2026 Capital Improvement Program

Project Group:	Open Space Grants
Project Name:	Myers Park Gazebo
Project Number:	O123MYER01
Major Project:	MYERS
Start Date:	2025
Project Status:	Active
Funding Source:	2023 Bond Election



PROJECT DESCRIPTION

Repairs to the Gazebo at Myers Park

OPERATIONAL IMPACT

Fund	Current	Projected Impact					Total
	FY 2026	FY 2027	FY 2028	FY 2029	FY 2030	Future	
N/A	\$ -	\$ -	\$ -	\$ -	\$ -	\$ -	\$ -

Impact Notes: No operational impact of repairs.

FINANCIALS

Expenditure Type	Budget	Actuals	Encumbrances	Requisitions	Total Expenditures	FY 2026 Available Budget
Design	\$ 5,400	\$ -	\$ 5,400	\$ -	\$ 5,400	\$ -
Total	\$ 5,400	\$ -	\$ 5,400	\$ -	\$ 5,400	\$ -

Project financials are displayed as Project-to-Date numbers.

FY 2026 Capital Improvement Program

Project Group:	Open Space Grants
Project Name:	Myers Park Renovations
Project Number:	O123MYERS
Major Project:	N/A
Start Date:	2024
Project Status:	Active
Funding Source:	2023 Bond Election



PROJECT DESCRIPTION

Renovations of the Myers Park Facilities

OPERATIONAL IMPACT

Fund	Current FY 2026	Projected Impact					Total
		FY 2027	FY 2028	FY 2029	FY 2030	Future	
N/A	\$ -	\$ -	\$ -	\$ -	\$ -	\$ -	\$ -

Impact Notes: No operational impact anticipated.

FINANCIALS

Expenditure Type	Budget	Actuals	Encumbrances	Requisitions	Total Expenditures	FY 2026 Available Budget
Construction	\$ 2,444,600	\$ -	\$ -	\$ -	\$ -	\$ 2,444,600
Total	\$ 2,444,600	\$ -	\$ -	\$ -	\$ -	\$ 2,444,600

Project financials are displayed as Project-to-Date numbers.

FY 2026 Capital Improvement Program

Project Group:	Open Space Grants
Project Name:	AL - Rowlett Trail N & S Connections
Project Number:	O123PG01
Major Project:	N/A
Start Date:	2024
Project Status:	Active
Funding Source:	2023 Bond Election



PROJECT DESCRIPTION

Rowlett Trail North and South Connections. 12" Wide Trail in Two Segments.

OPERATIONAL IMPACT

Fund	Current FY 2026	Projected Impact					Total
		FY 2027	FY 2028	FY 2029	FY 2030	Future	
N/A	\$ -	\$ -	\$ -	\$ -	\$ -	\$ -	\$ -

Impact Notes: All future maintenance is the responsibility of the City. No future cost impact to the County.

FINANCIALS

Expenditure Type	Budget	Actuals	Encumbrances	Requisitions	Total Expenditures	FY 2026 Available Budget
Construction	\$ 1,000,000	\$ -	\$ 1,000,000	\$ -	\$ 1,000,000	\$ -
Total	\$ 1,000,000	\$ -	\$ 1,000,000	\$ -	\$ 1,000,000	\$ -

Project financials are displayed as Project-to-Date numbers.

FY 2026 Capital Improvement Program

Project Group:	Open Space Grants
Project Name:	CE - Wilson Creek Park Trail
Project Number:	O123PG02
Major Project:	N/A
Start Date:	2024
Project Status:	Active
Funding Source:	2023 Bond Election



PROJECT DESCRIPTION

Wilson Creek Park Trail. Shoulder, trail, bridge, ramps, earthwork, clearing and site furnishings.

OPERATIONAL IMPACT

Fund	Current FY 2026	Projected Impact					Total
		FY 2027	FY 2028	FY 2029	FY 2030	Future	
N/A	\$ -	\$ -	\$ -	\$ -	\$ -	\$ -	\$ -

Impact Notes: All future maintenance is the responsibility of the City. No future cost impact to the County.

FINANCIALS

Expenditure Type	Budget	Actuals	Encumbrances	Requisitions	Total Expenditures	FY 2026 Available Budget
Construction	\$ 327,100	\$ -	\$ 327,100	\$ -	\$ 327,100	\$ -
Total	\$ 327,100	\$ -	\$ 327,100	\$ -	\$ 327,100	\$ -

Project financials are displayed as Project-to-Date numbers.

FY 2026 Capital Improvement Program

Project Group:	Open Space Grants
Project Name:	Farmersville - City Park Acquisition
Project Number:	O123PG03
Major Project:	N/A
Start Date:	2024
Project Status:	Active
Funding Source:	2023 Bond Election



PROJECT DESCRIPTION

City Park Acquisition 200 College Street.

OPERATIONAL IMPACT

Fund	Current FY 2026	Projected Impact					Total
		FY 2027	FY 2028	FY 2029	FY 2030	Future	
N/A	\$ -	\$ -	\$ -	\$ -	\$ -	\$ -	\$ -

Impact Notes: All future maintenance is the responsibility of the City. No future cost impact to the County.

FINANCIALS

Expenditure Type	Budget	Actuals	Encumbrances	Requisitions	Total Expenditures	FY 2026 Available Budget
Construction	\$ 185,000	\$ -	\$ 185,000	\$ -	\$ 185,000	\$ -
Total	\$ 185,000	\$ -	\$ 185,000	\$ -	\$ 185,000	\$ -

Project financials are displayed as Project-to-Date numbers.

FY 2026 Capital Improvement Program

Project Group:	Open Space Grants
Project Name:	Josephine - Parks and Trails
Project Number:	O123PG05
Major Project:	N/A
Start Date:	2024
Project Status:	Active
Funding Source:	2023 Bond Election



PROJECT DESCRIPTION

Josephine Parks and Trails Master Plan.

OPERATIONAL IMPACT

Fund	Current FY 2026	Projected Impact					Total
		FY 2027	FY 2028	FY 2029	FY 2030	Future	
N/A	\$ -	\$ -	\$ -	\$ -	\$ -	\$ -	\$ -

Impact Notes: All future maintenance is the responsibility of the City. No future cost impact to the County.

FINANCIALS

Expenditure Type	Budget	Actuals	Encumbrances	Requisitions	Total Expenditures	FY 2026 Available Budget
Construction	\$ 67,000	\$ 57,600	\$ 9,400	\$ -	\$ 67,000	\$ -
Total	\$ 67,000	\$ 57,600	\$ 9,400	\$ -	\$ 67,000	\$ -

Project financials are displayed as Project-to-Date numbers.

FY 2026 Capital Improvement Program

Project Group:	Open Space Grants
Project Name:	MK - Cottonwood Creek Trail
Project Number:	O123PG06
Major Project:	N/A
Start Date:	2025
Project Status:	Active
Funding Source:	2023 Bond Election



PROJECT DESCRIPTION

Construction of Cottonwood Creek Trail

OPERATIONAL IMPACT

Fund	Current FY 2026	Projected Impact					Total
		FY 2027	FY 2028	FY 2029	FY 2030	Future	
N/A	\$ -	\$ -	\$ -	\$ -	\$ -	\$ -	\$ -

Impact Notes: All future maintenance is the responsibility of the City. No future cost impact to the County.

FINANCIALS

Expenditure Type	Budget	Actuals	Encumbrances	Requisitions	Total Expenditures	FY 2026 Available Budget
Construction	\$ 300,000	\$ -	\$ 300,000	\$ -	\$ 300,000	\$ -
Total	\$ 300,000	\$ -	\$ 300,000	\$ -	\$ 300,000	\$ -

Project financials are displayed as Project-to-Date numbers.

FY 2026 Capital Improvement Program

Project Group:	Open Space Grants
Project Name:	MK - Gray Branch Trail
Project Number:	O123PG07
Major Project:	N/A
Start Date:	2025
Project Status:	Active
Funding Source:	2023 Bond Election



PROJECT DESCRIPTION

Construction of Gray Branch Trail

OPERATIONAL IMPACT

Fund	Current FY 2026	Projected Impact					Total
		FY 2027	FY 2028	FY 2029	FY 2030	Future	
N/A	\$ -	\$ -	\$ -	\$ -	\$ -	\$ -	\$ -

Impact Notes: All future maintenance is the responsibility of the City. No future cost impact to the County.

FINANCIALS

Expenditure Type	Budget	Actuals	Encumbrances	Requisitions	Total Expenditures	FY 2026 Available Budget
Construction	\$ 500,000	\$ -	\$ 500,000	\$ -	\$ 500,000	\$ -
Total	\$ 500,000	\$ -	\$ 500,000	\$ -	\$ 500,000	\$ -

Project financials are displayed as Project-to-Date numbers.

FY 2026 Capital Improvement Program

Project Group:	Open Space Grants
Project Name:	Murphy Tribute Assoc Vet
Project Number:	O123PG08
Major Project:	N/A
Start Date:	2024
Project Status:	Active
Funding Source:	2023 Bond Election



PROJECT DESCRIPTION

Murphy Veterans Tribute. Demo/re-construct sidewalk, irrigation, grading, cleaning, edging, sign wall and concrete pathway.

OPERATIONAL IMPACT

Fund	Current FY 2026	Projected Impact					Total
		FY 2027	FY 2028	FY 2029	FY 2030	Future	
N/A	\$ -	\$ -	\$ -	\$ -	\$ -	\$ -	\$ -

Impact Notes: All future maintenance is the responsibility of the City. No future cost impact to the County.

FINANCIALS

Expenditure Type	Budget	Actuals	Encumbrances	Requisitions	Total Expenditures	FY 2026 Available Budget
Construction	\$ 109,218	\$ -	\$ 109,218	\$ -	\$ 109,218	\$ -
Total	\$ 109,218	\$ -	\$ 109,218	\$ -	\$ 109,218	\$ -

Project financials are displayed as Project-to-Date numbers.

FY 2026 Capital Improvement Program

Project Group:	Open Space Grants
Project Name:	Royse City - City Lake Park Imp
Project Number:	O123PG10
Major Project:	N/A
Start Date:	2024
Project Status:	Active
Funding Source:	2023 Bond Election



PROJECT DESCRIPTION

City Lake Park Capital Improvements. Fishing pier, picnic tables, pavilion, lights, concrete slab for pavilion, electric for pavilion.

OPERATIONAL IMPACT

Fund	Current FY 2026	Projected Impact					Total
		FY 2027	FY 2028	FY 2029	FY 2030	Future	
N/A	\$ -	\$ -	\$ -	\$ -	\$ -	\$ -	\$ -

Impact Notes: All future maintenance is the responsibility of the City. No future cost impact to the County.

FINANCIALS

Expenditure Type	Budget	Actuals	Encumbrances	Requisitions	Total Expenditures	FY 2026 Available Budget
Construction	\$ 135,840	\$ 46,127	\$ 89,713	\$ -	\$ 135,840	\$ -
Total	\$ 135,840	\$ 46,127	\$ 89,713	\$ -	\$ 135,840	\$ -

Project financials are displayed as Project-to-Date numbers.

FY 2026 Capital Improvement Program

Project Group:	Open Space Grants
Project Name:	Lavon - Community Park Phase 1
Project Number:	O123PG13
Major Project:	N/A
Start Date:	2025
Project Status:	Active
Funding Source:	2023 Bond Election



PROJECT DESCRIPTION

City of Lavon - Community Park Phase 1 Design

OPERATIONAL IMPACT

Fund	Current FY 2026	Projected Impact					Total
		FY 2027	FY 2028	FY 2029	FY 2030	Future	
N/A	\$ -	\$ -	\$ -	\$ -	\$ -	\$ -	\$ -

Impact Notes: All future maintenance is the responsibility of the City. No future cost impact to the County.

FINANCIALS

Expenditure Type	Budget	Actuals	Encumbrances	Requisitions	Total Expenditures	FY 2026 Available Budget
Construction	\$ 264,946	\$ -	\$ -	\$ -	\$ -	\$ 264,946
Total	\$ 264,946	\$ -	\$ -	\$ -	\$ -	\$ 264,946

Project financials are displayed as Project-to-Date numbers.

FY 2026 Capital Improvement Program

Project Group:	Open Space Grants
Project Name:	Lavon - Community Park Phase 2
Project Number:	O123PG14
Major Project:	N/A
Start Date:	2025
Project Status:	Active
Funding Source:	2023 Bond Election



PROJECT DESCRIPTION

City of Lavon - Community Park Phase 2 Design

OPERATIONAL IMPACT

Fund	Current FY 2026	Projected Impact					Total
		FY 2027	FY 2028	FY 2029	FY 2030	Future	
N/A	\$ -	\$ -	\$ -	\$ -	\$ -	\$ -	\$ -

Impact Notes: All future maintenance is the responsibility of the City. No future cost impact to the County.

FINANCIALS

Expenditure Type	Budget	Actuals	Encumbrances	Requisitions	Total Expenditures	FY 2026 Available Budget
Construction	\$ 541,227	\$ -	\$ -	\$ -	\$ -	\$ 541,227
Total	\$ 541,227	\$ -	\$ -	\$ -	\$ -	\$ 541,227

Project financials are displayed as Project-to-Date numbers.

FY 2026 Capital Improvement Program

Project Group:	Open Space Grants
Project Name:	McKinney - Rowlett Creek Trail
Project Number:	O123PG16
Major Project:	N/A
Start Date:	2025
Project Status:	Active
Funding Source:	2023 Bond Election



PROJECT DESCRIPTION

City of McKinney - Rowlett Creek Trail

OPERATIONAL IMPACT

Fund	Current FY 2026	Projected Impact					Total
		FY 2027	FY 2028	FY 2029	FY 2030	Future	
N/A	\$ -	\$ -	\$ -	\$ -	\$ -	\$ -	\$ -

Impact Notes: All future maintenance is the responsibility of the City. No future cost impact to the County.

FINANCIALS

Expenditure Type	Budget	Actuals	Encumbrances	Requisitions	Total Expenditures	FY 2026 Available Budget
Construction	\$ 600,000	\$ -	\$ -	\$ -	\$ -	\$ 600,000
Total	\$ 600,000	\$ -	\$ -	\$ -	\$ -	\$ 600,000

Project financials are displayed as Project-to-Date numbers.

FY 2026 Capital Improvement Program

Project Group:	Open Space Grants
Project Name:	McKinney MUD 1 Playground Safe Mat
Project Number:	O123PG17
Major Project:	N/A
Start Date:	2025
Project Status:	Active
Funding Source:	2023 Bond Election



PROJECT DESCRIPTION

Playground Safety Matting for McKinney MUD #1

OPERATIONAL IMPACT

Fund	Current FY 2026	Projected Impact					Total
		FY 2027	FY 2028	FY 2029	FY 2030	Future	
N/A	\$ -	\$ -	\$ -	\$ -	\$ -	\$ -	\$ -

Impact Notes: All future maintenance is the responsibility of the MUD. No future cost impact to the County.

FINANCIALS

Expenditure Type	Budget	Actuals	Encumbrances	Requisitions	Total Expenditures	FY 2026 Available Budget
Construction	\$ 50,931	\$ -	\$ -	\$ -	\$ -	\$ 50,931
Total	\$ 50,931	\$ -	\$ -	\$ -	\$ -	\$ 50,931

Project financials are displayed as Project-to-Date numbers.

FY 2026 Capital Improvement Program

Project Group:	Open Space Grants
Project Name:	Collin County - Trail and Landscape Master Plan
Project Number:	O123PG18
Major Project:	N/A
Start Date:	2025
Project Status:	Active
Funding Source:	2023 Bond Election



PROJECT DESCRIPTION

Collin County Trail and Landscape Master Plan. Design and Construction of Phase 1 around the McKinney campuses.

OPERATIONAL IMPACT

Fund	Current FY 2026	Projected Impact				Total
		FY 2027	FY 2028	FY 2029	FY 2030	
0001 - General Fund	\$ -	\$ -	\$ -	\$ -	\$ -	\$ -

Impact Notes: County will be responsible for maintaining the grounds.

FINANCIALS

Expenditure Type	Budget	Actuals	Encumbrances	Requisitions	Total Expenditures	FY 2026 Available Budget
Construction	\$ 1,000,000	\$ -	\$ -	\$ -	\$ -	\$ 1,000,000
Total	\$ 1,000,000	\$ -	\$ -	\$ -	\$ -	\$ 1,000,000

Project financials are displayed as Project-to-Date numbers.

FY 2026 Capital Improvement Program

Project Group:	Open Space Grants
Project Name:	City of Lowry Crossing
Project Number:	O123PG19
Major Project:	N/A
Start Date:	2025
Project Status:	Active
Funding Source:	2023 Bond Election



PROJECT DESCRIPTION

City of Lowry Crossing - Adult Fitness Court

OPERATIONAL IMPACT

Fund	Current FY 2026	Projected Impact					Total
		FY 2027	FY 2028	FY 2029	FY 2030	Future	
N/A	\$ -	\$ -	\$ -	\$ -	\$ -	\$ -	\$ -

Impact Notes: All future maintenance is the responsibility of the City. No future cost impact to the County.

FINANCIALS

Expenditure Type	Budget	Actuals	Encumbrances	Requisitions	Total Expenditures	FY 2026 Available Budget
Construction	\$ 70,000	\$ -	\$ -	\$ -	\$ -	\$ 70,000
Total	\$ 70,000	\$ -	\$ -	\$ -	\$ -	\$ 70,000

Project financials are displayed as Project-to-Date numbers.

FY 2026 Capital Improvement Program

Project Group:	Outdoor Camp
Project Name:	OUTDOOR CAMP
Project Number:	OI010C
Major Project:	N/A
Start Date:	2001
Project Status:	Active
Funding Source:	2001 Bond Election



PROJECT DESCRIPTION

Collin County has partnered with the YMCA to manage and maintain the camp. The construction of the camp lasted from 2002-2006. Remaining funds are not allocated to any further expansion at this time.

OPERATIONAL IMPACT

Fund	Current FY 2026	Projected Impact					Total
		FY 2027	FY 2028	FY 2029	FY 2030	Future	
N/A	\$ -	\$ -	\$ -	\$ -	\$ -	\$ -	\$ -

Impact Notes: No operational impact. The Adventure Camp is managed and maintained by the YMCA.

FINANCIALS

Expenditure Type	Budget	Actuals	Encumbrances	Requisitions	Total Expenditures	FY 2026 Available Budget
Construction	\$ 21,359,077	\$ 21,359,077	\$ -	\$ -	\$ 21,359,077	\$ -
Contingency	\$ 66,759	\$ (2,090)	\$ -	\$ -	\$ (2,090)	\$ 68,849
Design	\$ 2,859,226	\$ 2,851,726	\$ -	\$ -	\$ 2,851,726	\$ 7,500
Equipment	\$ 1,435,486	\$ 1,398,906	\$ 543	\$ -	\$ 1,399,449	\$ 36,037
Land	\$ 1,293,559	\$ 1,293,559	\$ -	\$ -	\$ 1,293,559	\$ -
Personnel	\$ 113,844	\$ 113,844	\$ -	\$ -	\$ 113,844	\$ -
Total	\$ 27,127,952	\$ 27,015,022	\$ 543	\$ -	\$ 27,015,565	\$ 112,387

Project financials are displayed as Project-to-Date numbers.

Tax Notes Projects Summaries

Project Name	Project	Budget	Expenditures	Available
Contingency Tax Notes				
FI25000TN	2025 Tax Note Contingency	\$ 7,700,000	\$ -	\$ 7,700,000
		\$ 7,700,000	\$ -	\$ 7,700,000
Facility Tax Notes				
FI01MP	Admin Services - Master Plan	\$ 1,531,363	\$ 1,531,363	\$ 0
FI18LAVNCH	JP/Constable Precinct 2 Bldg	\$ 3,445,864	\$ 3,445,864	\$ -
FI18PLCH	Plano Sub-CH Improvement Renovations	\$ 2,298,839	\$ 2,230,839	\$ 68,000
FI25ADG	Adult Detention Cluster 3 Generator	\$ 400,000	\$ 392,594	\$ 7,406
		\$ 7,676,066	\$ 7,600,660	\$ 75,406
Technology Tax Notes				
TI03FIN	Financial Reporting System	\$ 11,194,488	\$ 9,120,076	\$ 2,074,412
TI03JUS	Justice System	\$ 16,827,057	\$ 15,628,174	\$ 1,198,883
TI18ELEC	Elections Equipment and Technology	\$ 13,304,766	\$ 11,216,890	\$ 2,087,877
		\$ 41,326,311	\$ 35,965,139	\$ 5,361,172
Total Tax Notes Projects		\$ 56,702,377	\$ 43,565,799	\$ 13,136,578

FY 2026 Capital Improvement Program

Project Group:	Contingency Tax Notes
Project Name:	2025 Tax Note Contingency
Project Number:	FI25000TN
Major Project:	N/A
Start Date:	2025
Project Status:	Active
Funding Source:	2025 Tax Notes



PROJECT DESCRIPTION

Contingency funding set aside for projects sold in the 2025 Tax Notes to cover project over-runs.

OPERATIONAL IMPACT

Fund	Current FY 2026	Projected Impact					Total
		FY 2027	FY 2028	FY 2029	FY 2030	Future	
N/A	\$ -	\$ -	\$ -	\$ -	\$ -	\$ -	\$ -

Impact Notes: Discretionary funding. Not allocated to any specific project at this time. Any operational impact will be identified within the project it is assigned.

FINANCIALS

Expenditure Type	Budget	Actuals	Encumbrances	Requisitions	Total Expenditures	FY 2026 Available Budget
Contingency	\$ 7,700,000	\$ -	\$ -	\$ -	\$ -	\$ 7,700,000
Total	\$ 7,700,000	\$ -	\$ -	\$ -	\$ -	\$ 7,700,000

Project financials are displayed as Project-to-Date numbers.

FY 2026 Capital Improvement Program

Project Group:	Facility Tax Notes
Project Name:	Admin Services - Master Plan
Project Number:	F101MP
Major Project:	N/A
Start Date:	2001
Project Status:	Active
Funding Source:	2001 Tax Notes



PROJECT DESCRIPTION

Funding established to develop master planning documents for court facilities and other Collin County properties.

OPERATIONAL IMPACT

Fund	Current FY 2026	Projected Impact				Total
		FY 2027	FY 2028	FY 2029	FY 2030	
N/A	\$ -	\$ -	\$ -	\$ -	\$ -	\$ -

Impact Notes: Planning only. No operational impact anticipated.

FINANCIALS

Expenditure Type	Budget	Actuals	Encumbrances	Requisitions	Total Expenditures	FY 2026 Available Budget
Design	\$ 1,531,363	\$ 1,513,804	\$ 17,559	\$ -	\$ 1,531,363	\$ 0
Total	\$ 1,531,363	\$ 1,513,804	\$ 17,559	\$ -	\$ 1,531,363	\$ 0

Project financials are displayed as Project-to-Date numbers.

FY 2026 Capital Improvement Program

Project Group:	Facility Tax Notes
Project Name:	JP/Constable Precinct 2 Bldg
Project Number:	F118LAVNCH
Major Project:	N/A
Start Date:	2018
Project Status:	Active
Funding Source:	2018 Tax Notes



PROJECT DESCRIPTION

Acquiring land, constructing, and equipping a facility for Precinct 2 Justice of the Peace and Constable offices.

OPERATIONAL IMPACT

Fund	Current FY 2026	Projected Impact				Total
		FY 2027	FY 2028	FY 2029	FY 2030	
0001 - General Fund	\$ -	\$ -	\$ -	\$ -	\$ -	\$ -

Impact Notes: New building is 2,600 square feet larger than current location in Farmersville, TX. The new building was finished in FY 2021 and cost an additional \$3,800 to operate and an additional \$2,400 a year for internet and phone service, however is offset by the savings of \$30,000 in rent each year.

FINANCIALS

Expenditure Type	Budget	Actuals	Encumbrances	Requisitions	Total Expenditures	FY 2026 Available Budget
Construction	\$ 2,458,708	\$ 2,448,271	\$ 10,437	\$ -	\$ 2,458,708	\$ -
Design	\$ 234,340	\$ 234,340	\$ -	\$ -	\$ 234,340	\$ -
Land	\$ 752,817	\$ 752,817	\$ -	\$ -	\$ 752,817	\$ -
Total	\$ 3,445,864	\$ 3,435,427	\$ 10,437	\$ -	\$ 3,445,864	\$ -

Project financials are displayed as Project-to-Date numbers.

FY 2026 Capital Improvement Program

Project Group:	Facility Tax Notes
Project Name:	Plano Sub-CH Improvement Renovations
Project Number:	F118PLCH
Major Project:	N/A
Start Date:	2018
Project Status:	Active
Funding Source:	2018 Tax Notes



PROJECT DESCRIPTION

Renovating and construction of County buildings for Tax Office relocation.

OPERATIONAL IMPACT

Fund	Current FY 2026	Projected Impact					Total
		FY 2027	FY 2028	FY 2029	FY 2030	Future	
N/A	\$ -	\$ -	\$ -	\$ -	\$ -	\$ -	\$ -

Impact Notes: No operational impact is expected. Space is 1,600 square feet larger, but the County currently pays for all utilities, maintenance and custodial services for both the old and new space.

FINANCIALS

Expenditure Type	Budget	Actuals	Encumbrances	Requisitions	Total Expenditures	FY 2026 Available Budget
Construction	\$ 2,237,428	\$ 2,169,428	\$ -	\$ -	\$ 2,169,428	\$ 68,000
Equipment	\$ 61,410	\$ 61,410	\$ -	\$ -	\$ 61,410	\$ -
Total	\$ 2,298,839	\$ 2,230,839	\$ -	\$ -	\$ 2,230,839	\$ 68,000

Project financials are displayed as Project-to-Date numbers.

FY 2026 Capital Improvement Program

Project Group:	Facility Tax Notes
Project Name:	Adult Detention Cluster 3 Generator
Project Number:	FI25ADG
Major Project:	N/A
Start Date:	2025
Project Status:	Active
Funding Source:	2025 Tax Notes



PROJECT DESCRIPTION

Replacement of generator in Cluster 3 of Adult Detention Facility

OPERATIONAL IMPACT

Fund	Current FY 2026	Projected Impact					Total
		FY 2027	FY 2028	FY 2030	FY 2030	Future	
N/A	\$ -	\$ -	\$ -	\$ -	\$ -	\$ -	\$ -

Impact Notes: No operational impact of repairs.

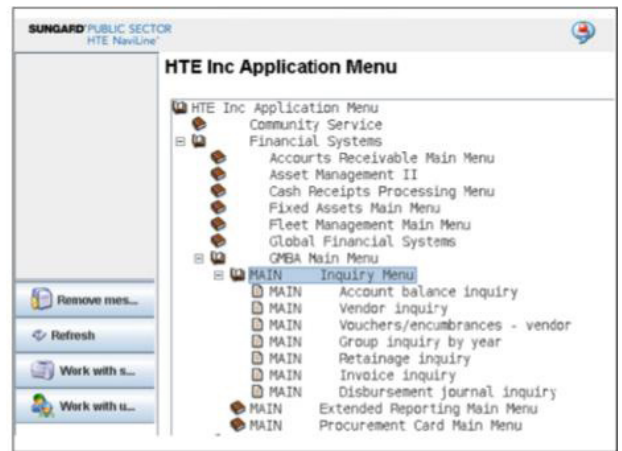
FINANCIALS

Expenditure Type	Budget	Actuals	Encumbrances	Requisitions	Total Expenditures	FY 2026 Available Budget
Construction	\$ 400,000	\$ -	\$ 392,594	\$ -	\$ 392,594	\$ 7,406
Total	\$ 400,000	\$ -	\$ 392,594	\$ -	\$ 392,594	\$ 7,406

Project financials are displayed as Project-to-Date numbers.

FY 2026 Capital Improvement Program

Project Group:	Technology Tax Notes
Project Name:	Financial Reporting System
Project Number:	T103FIN
Major Project:	03FIN
Start Date:	2003
Project Status:	Active
Funding Source:	2003 Tax Notes



PROJECT DESCRIPTION

To acquire and update the county's financial system.

OPERATIONAL IMPACT

Fund	Current FY 2026	Projected Impact					Total
		FY 2027	FY 2028	FY 2029	FY 2030	Future	
0001 - General Fund	\$ -	\$ 100,000	\$ -	\$ -	\$ -	\$ -	\$ 100,000

Impact Notes: Annual maintenance of system included in General Fund annual budget. FY 2026 Audit will purchase an ACFR Builder that will add maintenance cost starting in FY 2027.

FINANCIALS

Expenditure Type	Budget	Actuals	Encumbrances	Requisitions	Total Expenditures	FY 2026 Available Budget
Contingency	\$ 1,576,312	\$ -	\$ -	\$ -	\$ -	\$ 1,576,312
Design	\$ 3,895,778	\$ 3,099,455	\$ 373,057	\$ -	\$ 3,472,512	\$ 423,266
Equipment	\$ 5,292,535	\$ 5,195,965	\$ 24,697	\$ -	\$ 5,220,662	\$ 71,873
Personnel	\$ 100,596	\$ 100,596	\$ -	\$ -	\$ 100,596	\$ -
Training	\$ 329,266	\$ 322,646	\$ 3,660	\$ -	\$ 326,306	\$ 2,960
Total	\$ 11,194,488	\$ 8,718,662	\$ 401,414	\$ -	\$ 9,120,076	\$ 2,074,412

Project financials are displayed as Project-to-Date numbers.

FY 2026 Capital Improvement Program

Project Group:	Technology Tax Notes
Project Name:	Justice System
Project Number:	T103JUS
Major Project:	03JUS
Start Date:	2003
Project Status:	Active
Funding Source:	2003 Tax Notes



PROJECT DESCRIPTION

To provide an integrated court management information system to enhance Collin County operations and allow sharing of court-related data with other counties in a consistent format.

OPERATIONAL IMPACT

Fund	Current	Projected Impact					Total
	FY 2026	FY 2027	FY 2028	FY 2029	FY 2030	Future	
0001 - General Fund	\$ 950,000	\$ -	\$ -	\$ -	\$ -	\$ -	\$ 950,000

Impact Notes: Annual maintenance of system included in General Fund annual budget. The court management system is budgeted in FY 2026 to go to the cloud increasing maintenance in FY 2026.

FINANCIALS

Expenditure Type	Budget	Actuals	Encumbrances	Requisitions	Total Expenditures	FY 2026 Available Budget
Construction	\$ 1,056	\$ 1,056	\$ -	\$ -	\$ 1,056	\$ -
Contingency	\$ 3,479	\$ 3,479	\$ -	\$ -	\$ 3,479	\$ -
Design	\$ 4,420,320	\$ 4,255,154	\$ 113,721	\$ 20,000	\$ 4,388,875	\$ 31,445
Equipment	\$ 12,099,484	\$ 10,736,982	\$ 60,065	\$ 135,000	\$ 10,932,047	\$ 1,167,437
Personnel	\$ 66,782	\$ 66,781	\$ -	\$ -	\$ 66,781	\$ 1
Training	\$ 235,936	\$ 235,935	\$ -	\$ -	\$ 235,935	\$ 1
Total	\$ 16,827,057	\$ 15,299,388	\$ 173,786	\$ 155,000	\$ 15,628,174	\$ 1,198,883

Project financials are displayed as Project-to-Date numbers.

FY 2026 Capital Improvement Program

Project Group:	Technology Tax Notes
Project Name:	Elections Equipment and Technology
Project Number:	TI18ELEC
Major Project:	N/A
Start Date:	2018
Project Status:	Active
Funding Source:	2018 Tax Notes



PROJECT DESCRIPTION

Acquiring election equipment for the Collin County Elections Department.

OPERATIONAL IMPACT

Fund	Current FY 2026	Projected Impact					Total
		FY 2027	FY 2028	FY 2029	FY 2030	Future	
0001 - General Fund	\$ -	\$ -	\$ -	\$ -	\$ -	\$ -	\$ -

Impact Notes: Maintenance on the new system is 86% higher than the old system.

FINANCIALS

Expenditure Type	Budget	Actuals	Encumbrances	Requisitions	Total Expenditures	FY 2026 Available Budget
Equipment	\$ 13,304,766	\$ 11,154,102	\$ 62,788	\$ -	\$ 11,216,890	\$ 2,087,877
Total	\$ 13,304,766	\$ 11,154,102	\$ 62,788	\$ -	\$ 11,216,890	\$ 2,087,877

Project financials are displayed as Project-to-Date numbers.

Judicial



COUNTY COURT AT LAW CLERKS

Judicial

Criminal

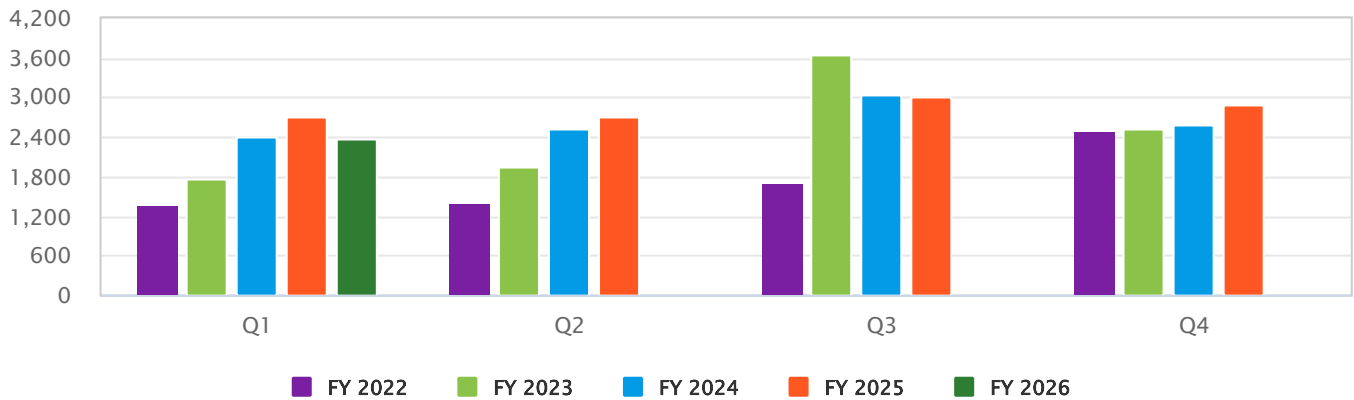
The County Court at Law Clerk is the statutory custodian of all records filed and maintained in the County level courts. Filings include Class A and misdemeanor offenses as well as Class C appeals. The deputy criminal clerks must maintain a clear understanding of the Texas Code of Criminal Procedure and Rules and the Texas Local Government Code. Each clerk is responsible for efficient management of all misdemeanor cases filed in the County Courts and must perform their duties with accuracy and attention to detail.

Description of measures as reported from County Clerk Office of County Court at Law Clerks -Odyssey Software System and eFile Reports.

FY 2026 Goals & Objectives

- > Filing of all criminal Class A and misdemeanor cases and Class C appeals. Accurately enter all case information into the case management database. Continue with implementation of electronic filing of criminal cases to provide effective and efficient services to the courts and citizens of the county.
- > Provide the State of Texas; Office of Court Administration and the Texas Department of Public Safety with all required reporting in a timely manner.

New Criminal Cases Filed

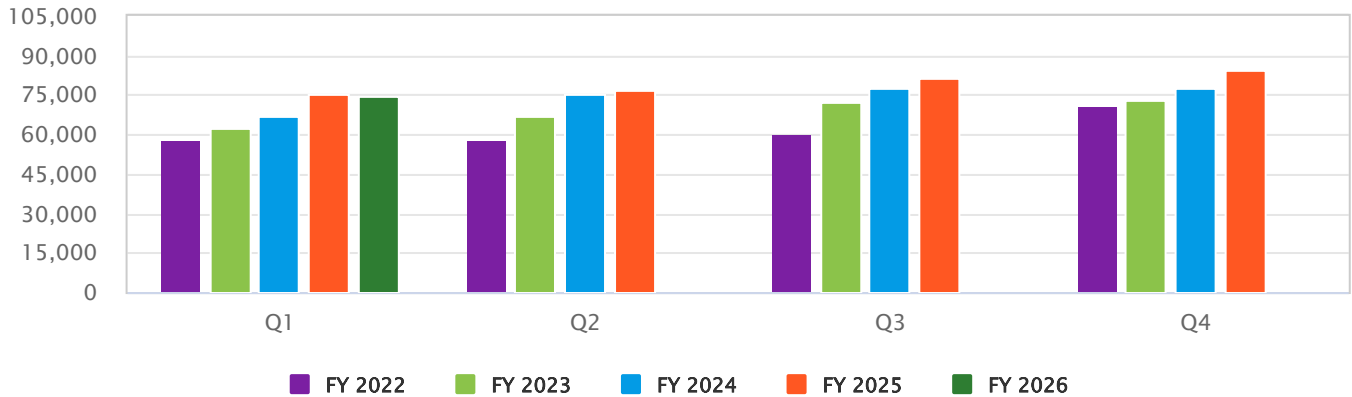


	Q1	Q2	Q3	Q4	Total
FY 2022	1,372	1,389	1,699	2,496	6,956
FY 2023	1,779	1,962	3,662	2,536	9,939
FY 2024	2,412	2,533	3,038	2,588	10,571
FY 2025	2,698	2,707	3,000	2,900	11,305
FY 2026	2,371	-	-	-	2,371

COUNTY COURT AT LAW CLERKS

Judicial

Criminal Front & Bond/Intake Events



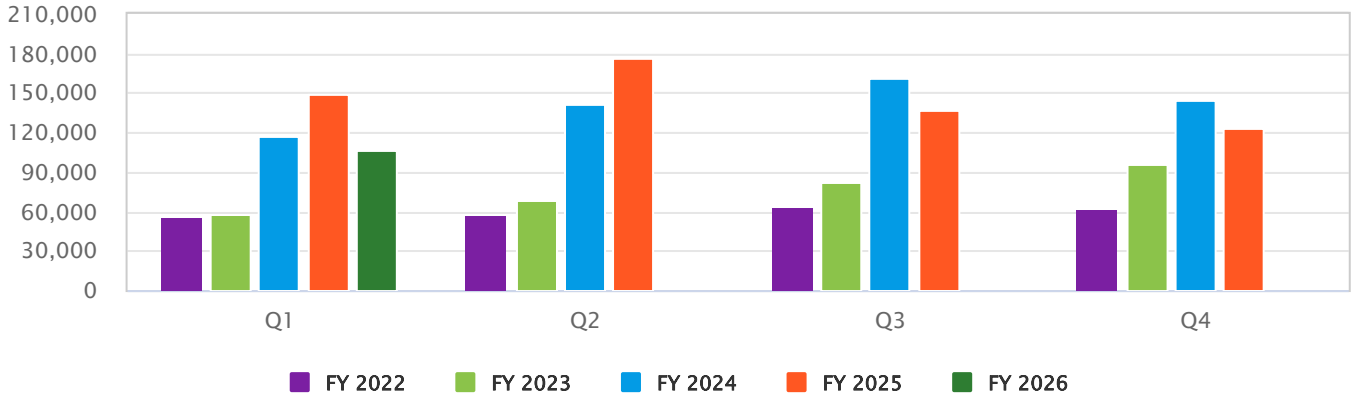
	Q1	Q2	Q3	Q4	Total
FY 2022	57,968	57,465	59,769	70,543	245,745
FY 2023	62,133	66,986	72,447	73,260	274,826
FY 2024	66,643	75,558	77,631	77,782	297,614
FY 2025	75,291	76,725	81,276	84,714	318,006
FY 2026	74,729	-	-	-	74,729

COUNTY COURT AT LAW CLERKS

Judicial

JUDICIAL

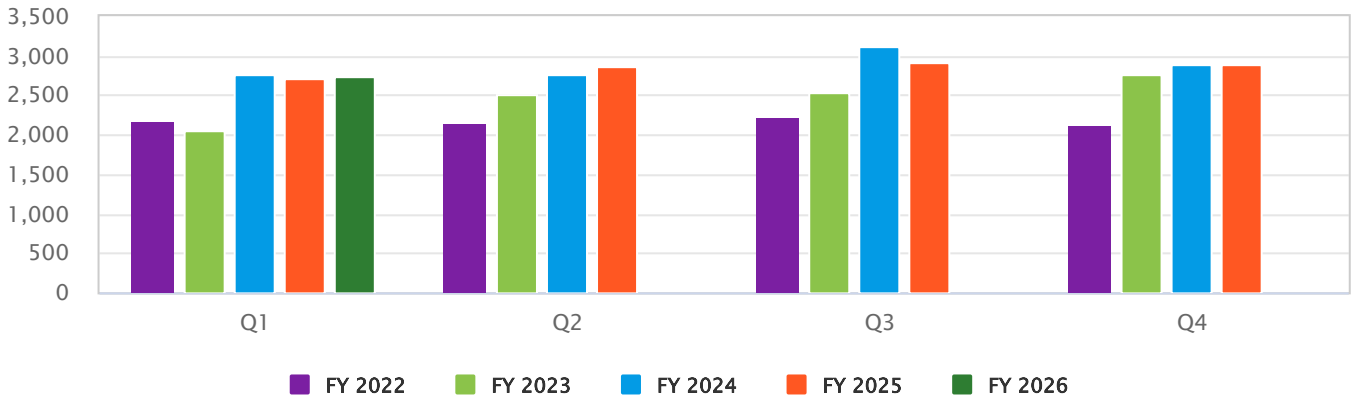
Criminal Courts – Events



	Q1	Q2	Q3	Q4	Total
FY 2022	56,592	57,504	63,669	62,766	240,531
FY 2023	57,601	69,132	81,878	95,165	303,776
FY 2024	117,218	141,102	161,989	144,611	564,920
FY 2025	149,783	176,679	137,436	123,718	587,616
FY 2026	107,237	-	-	-	107,237

New event measures added in FY 2022, FY 2023, FY 2024, and FY 2025

Criminal Cases Disposed



	Q1	Q2	Q3	Q4	Total
FY 2022	2,191	2,161	2,235	2,122	8,709
FY 2023	2,044	2,515	2,547	2,772	9,878
FY 2024	2,766	2,752	3,127	2,893	11,538
FY 2025	2,726	2,859	2,913	2,901	11,399
FY 2026	2,749	-	-	-	2,749

COUNTY COURT AT LAW CLERKS

Judicial

JUDICIAL

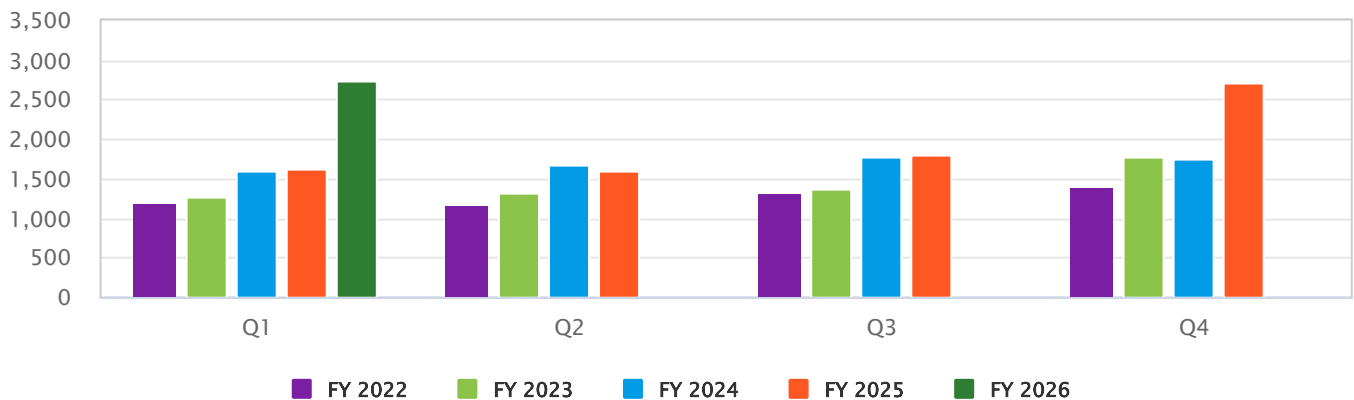
Civil

The County Court at Law Clerk is the statutory custodian of all records filed and maintained in the County level courts. Filings include all civil cases filed in the County Courts at Law. These cases include civil lawsuits with a jurisdiction up to \$200,000 as well as condemnations, non-disclosures and appeals from the lower courts. The deputy civil clerks must maintain a clear understanding of the Texas Rules of Civil Procedure and the Texas Local Government Code. Each clerk is Description of measures as reported from County Clerk Office of County Court at Law Clerks -Odyssey Software System and eFile Reports.

FY 2026 Goals & Objectives

- > Filing of all county level civil cases and appeals. Accurately enter all case information into case management database. Continue effective management of the electronic filing of civil cases and related documents to provide effective and efficient services to the courts and citizens of the county.
- > Provide the State of Texas and the Texas Office of Court Administration with all required reporting in a timely manner.
- > Continuing development of the court management database to support paperless case management.

New Civil Cases Filed



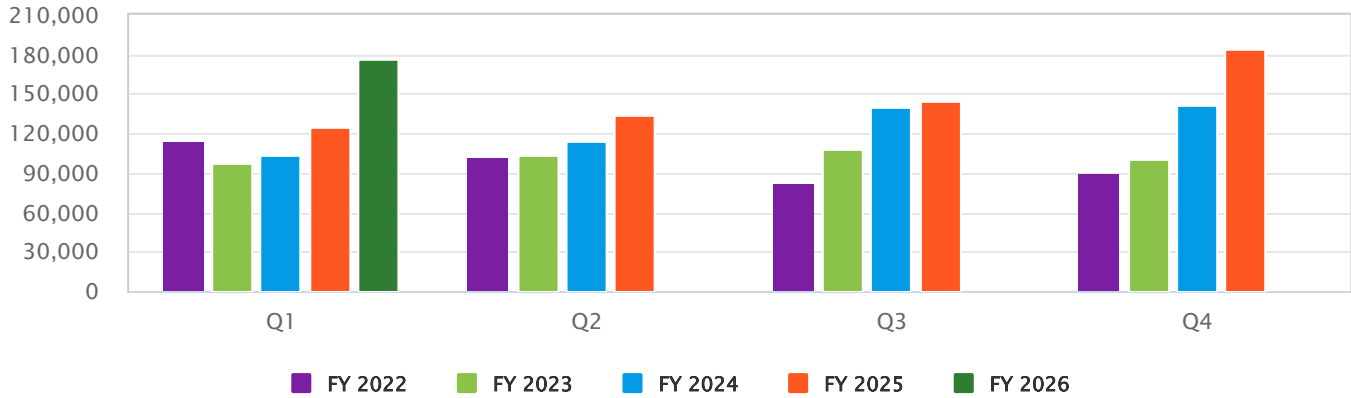
	Q1	Q2	Q3	Q4	Total
FY 2022	1,189	1,170	1,325	1,384	5,068
FY 2023	1,268	1,320	1,380	1,763	5,731
FY 2024	1,609	1,665	1,763	1,755	6,792
FY 2025	1,627	1,592	1,799	2,704	7,722
FY 2026	2,738	-	-	-	2,738

COUNTY COURT AT LAW CLERKS

Judicial

JUDICIAL

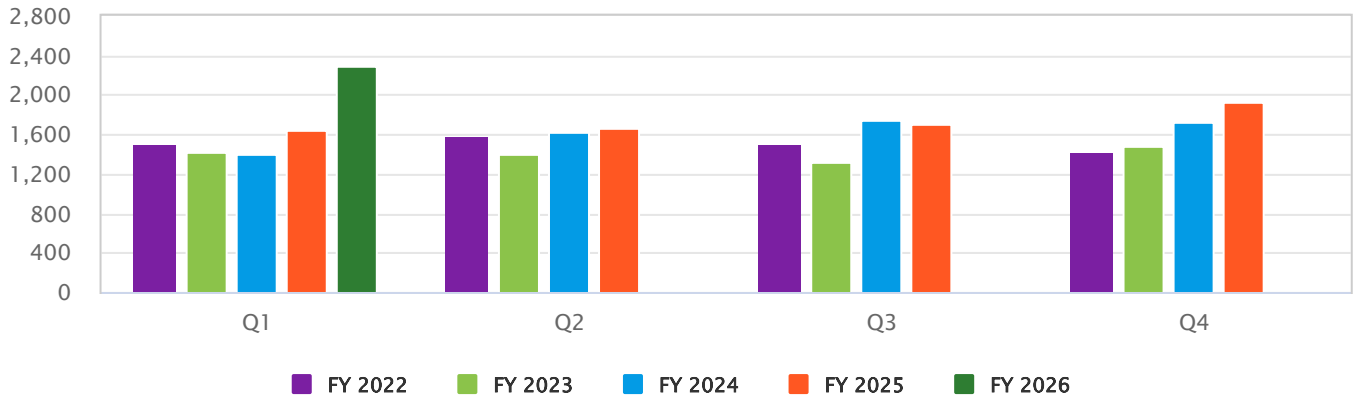
Civil Courts – Events



	Q1	Q2	Q3	Q4	Total
FY 2022	114,027	101,364	82,622	89,309	387,322
FY 2023	97,045	103,563	108,202	100,635	409,445
FY 2024	103,073	113,683	139,350	140,897	497,003
FY 2025	125,130	133,761	143,815	183,970	586,676
FY 2026	177,261	-	-	-	177,261

New event measures added in FY 2022, FY 2023, and FY 2024

Civil Cases Disposed



	Q1	Q2	Q3	Q4	Total
FY 2022	1,495	1,573	1,504	1,415	5,987
FY 2023	1,416	1,390	1,314	1,474	5,594
FY 2024	1,405	1,616	1,738	1,718	6,477
FY 2025	1,653	1,671	1,708	1,927	6,959
FY 2026	2,289	-	-	-	2,289

COUNTY COURT AT LAW CLERKS

Judicial

JUDICIAL

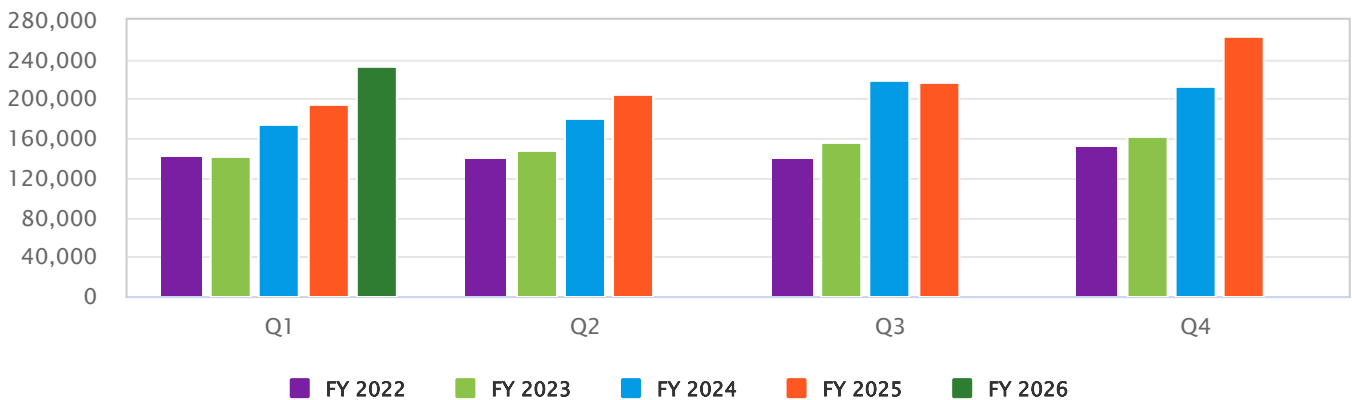
Quality Control

The County Court at Law Clerk is the custodian of all records filed and maintained in the County level court. All documents filed include paperwork prepared during disposition, received via eFile Texas, filed by information, bonds, executed warrants and commitments, all services issued and returned for civil and criminal cases. The deputy quality control clerks must maintain a clear understanding of the Texas Rules of Civil Procedure, the Texas Code of Criminal Procedure and Rules and the Texas Local Government Code. Each clerk is responsible for accurately reviewing all documents and processes for the County Courts and must perform their duties with accuracy and attention to detail.

FY 2026 Goals & Objectives

- > Provide oversight and management that improves the overall quality of the case management system and provides additional support to the goal of overall exceptional customer service.
- > Verify that all required reporting has been completed to the Department of Public Safety through the Odyssey- case management system.

Civil Courts - QC Events

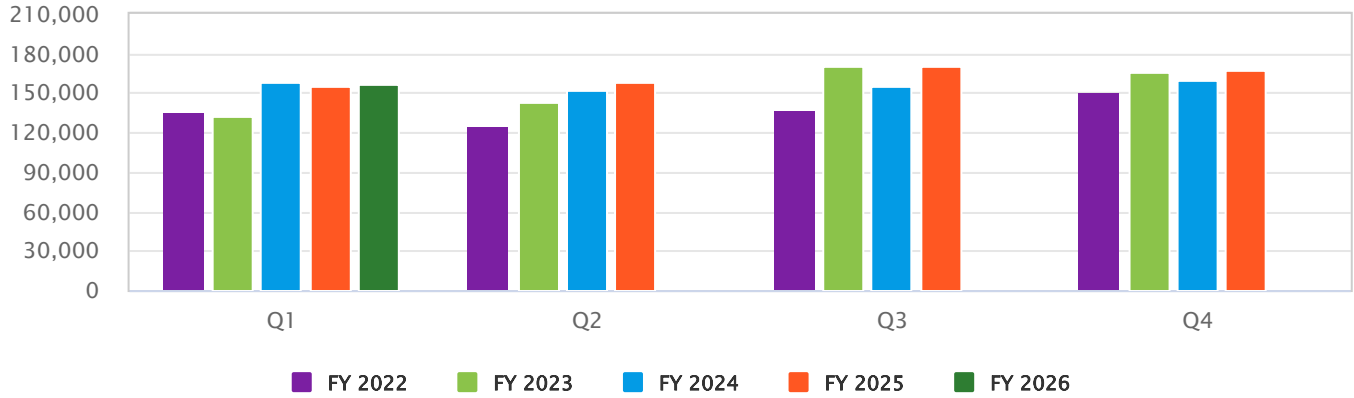


	Q1	Q2	Q3	Q4	Total
FY 2022	141,422	140,342	140,346	151,771	573,881
FY 2023	142,073	148,454	155,307	162,097	607,931
FY 2024	174,427	180,267	218,805	213,681	787,180
FY 2025	195,496	204,490	216,876	264,617	881,479
FY 2026	233,834	-	-	-	233,834

COUNTY COURT AT LAW CLERKS

Judicial

Criminal Courts - QC Events



	Q1	Q2	Q3	Q4	Total
FY 2022	136,083	124,732	136,213	151,072	548,100
FY 2023	132,327	143,598	170,393	165,626	611,944
FY 2024	158,408	152,056	155,529	159,550	625,543
FY 2025	155,167	158,859	170,092	168,028	652,146
FY 2026	157,494	-	-	-	157,494

COUNTY COURTS AT LAW - HIGH LEVEL

Judicial

JUDICIAL

Cases

Criminal case types include DWI, theft or worthless checks, drug offenses, assault, traffic, or other criminal charges.

Civil case types include injury or damage involving a motor vehicle, injury or damage other than a motor vehicle, tax cases, suits on debt, divorce, all other family law matters, and other civil issues.

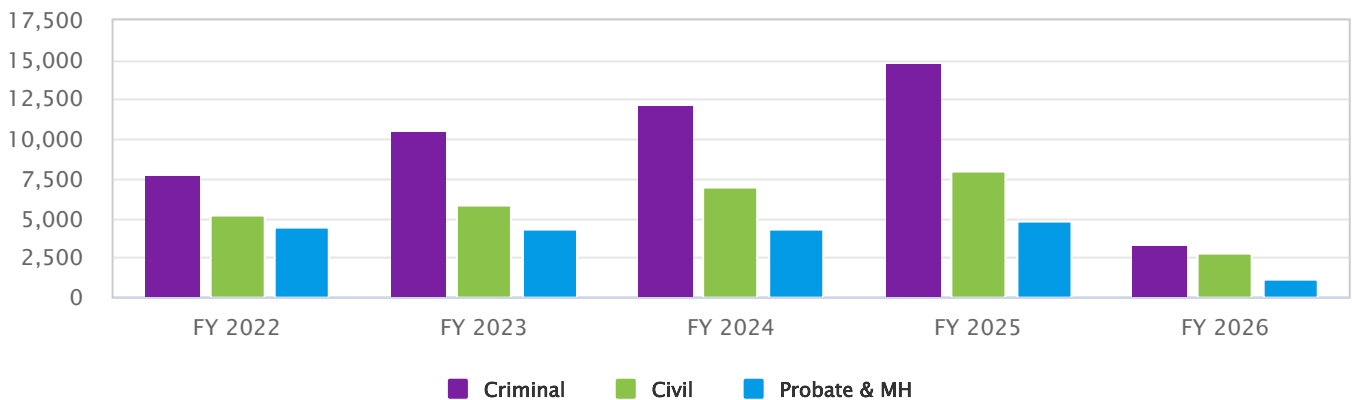
Probate & Mental Health case types include collecting a decedent’s assets, liquidating liabilities, paying necessary taxes, distributing property to heirs and judicial proceedings related to mental health commitments.

Description of measures as reported from Odyssey Software System.

FY 2026 Goals & Objectives

- > Provide service in a courteous and respectful manner.
- > Encourage the development of new or different methods of achieving improved efficiency.
- > Conduct reviews of the court system’s ability to serve the community.
- > Ensure that all legal processes, including the process for collecting fines and court costs, are properly exhausted.
- > Protect the rights of all who seek justice in our courts.

County Courts - Total Cases Filed



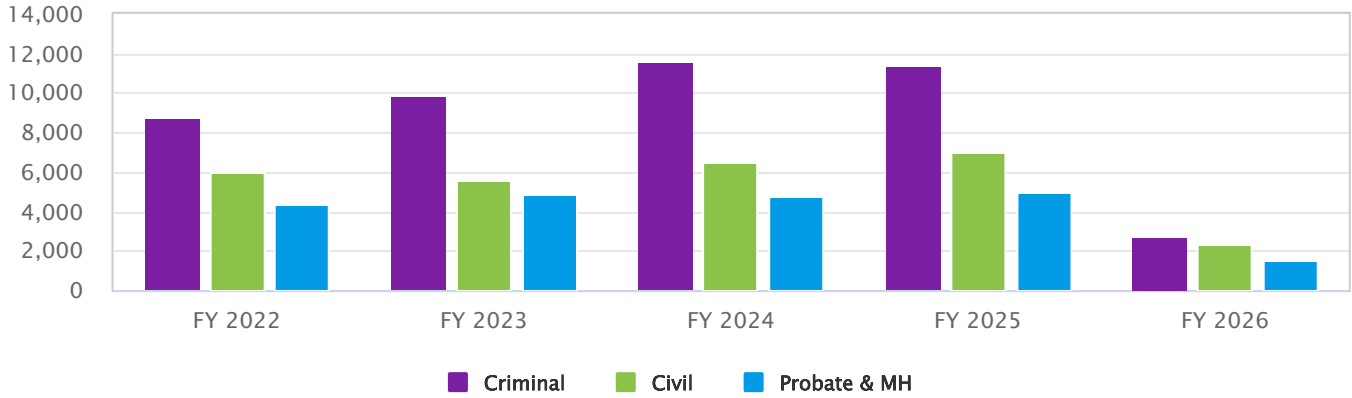
	Criminal	Civil	Probate & MH	Total
FY 2022	7,680	5,228	4,453	17,361
FY 2023	10,571	5,853	4,345	20,769
FY 2024	12,230	6,954	4,249	23,433
FY 2025	14,801	7,942	4,773	27,516
FY 2026	3,320	2,793	1,189	7,302

COUNTY COURTS AT LAW - HIGH LEVEL

Judicial

JUDICIAL

County Courts - Total Case Dispositions



	Criminal	Civil	Probate & MH	Total
FY 2022	8,709	5,987	4,397	19,093
FY 2023	9,878	5,594	4,884	20,356
FY 2024	11,538	6,477	4,762	22,777
FY 2025	11,399	6,959	4,985	23,343
FY 2026	2,749	2,287	1,483	6,519

COUNTY COURTS AT LAW

Judicial

JUDICIAL

Civil Cases

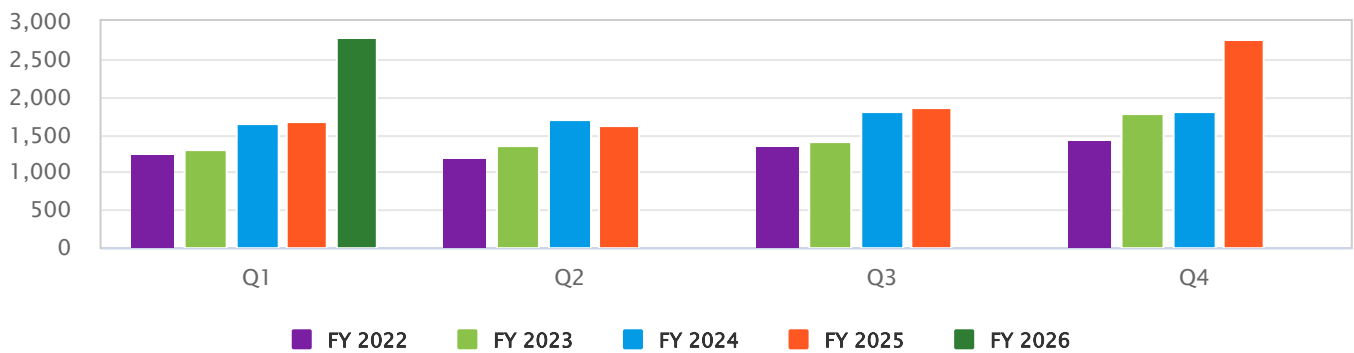
These case types include injury or damage involving a motor vehicle, injury or damage other than a motor vehicle, tax cases, suits on debt, divorce, all other family law matters, and other civil issues.

Description of measures as reported from the County Clerk Office of the Court at Law Clerks and reported to the Office of Court Administration (OCA).

FY 2026 Goals & Objectives

- > Provide service in a courteous and respectful manner.
- > Encourage the development of new or different methods of achieving improved efficiency.
- > Conduct reviews of the court system’s ability to serve the community.
- > Ensure that all legal processes, including the process for collecting fines and court costs, are properly exhausted.

Total Civil Cases Filed



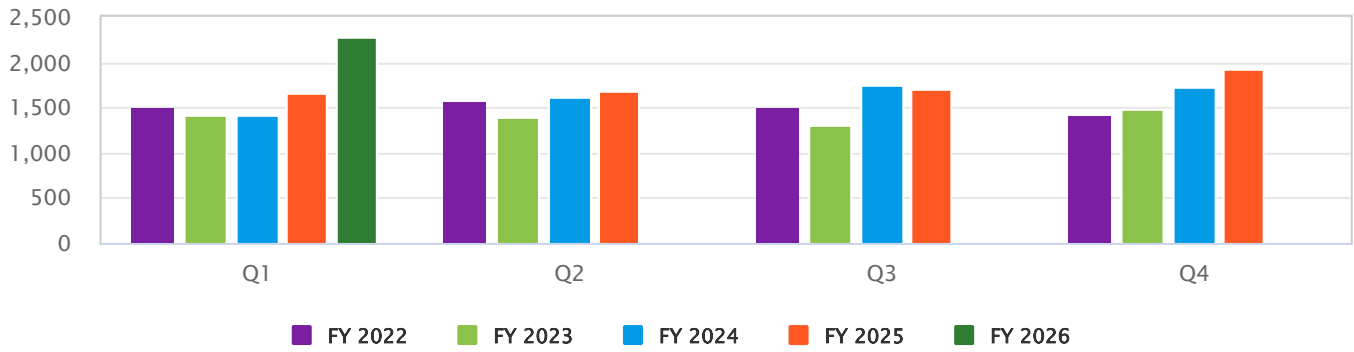
	Q1	Q2	Q3	Q4	Total
FY 2022	1,236	1,202	1,362	1,428	5,228
FY 2023	1,294	1,354	1,416	1,789	5,853
FY 2024	1,634	1,710	1,801	1,809	6,954
FY 2025	1,682	1,632	1,857	2,771	7,942
FY 2026	2,793	-	-	-	2,793

Measures include new cases filed, cases appealed from lower courts, cases reactivated, and all other cases added

COUNTY COURTS AT LAW

Judicial

Total Civil Dispositions



	Q1	Q2	Q3	Q4	Total
FY 2022	1,495	1,573	1,504	1,415	5,987
FY 2023	1,416	1,390	1,314	1,474	5,594
FY 2024	1,405	1,616	1,738	1,718	6,477
FY 2025	1,653	1,671	1,708	1,927	6,959
FY 2026	2,287	-	-	-	2,287

COUNTY COURTS AT LAW

Judicial

JUDICIAL

Criminal Cases

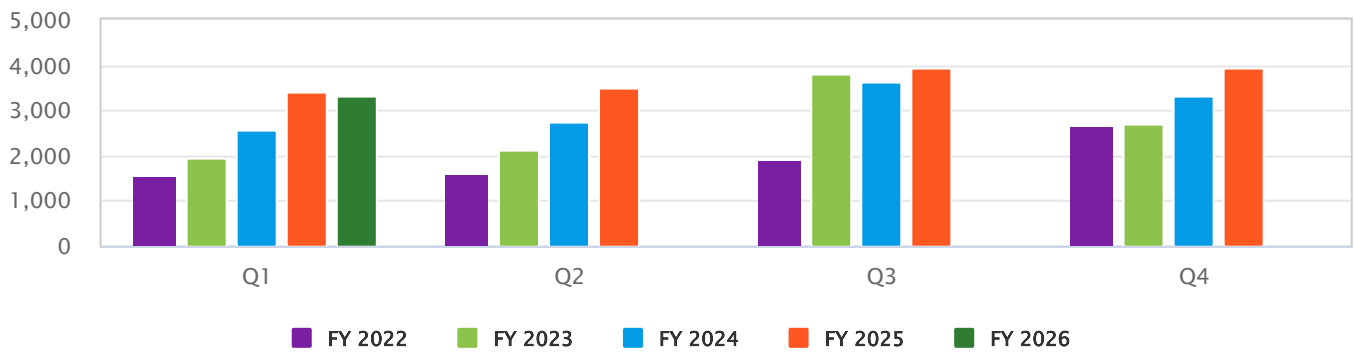
These case types include DWI, theft or worthless checks, drug offenses, assault, traffic, or other criminal charges.

Description of measures as reported from the County Clerk Office of the Court at Law Clerks and reported to the Office of Court Administration (OCA).

FY 2026 Goals & Objectives

- > Provide service in a courteous and respectful manner.
- > Encourage the development of new or different methods of achieving improved efficiency.
- > Conduct reviews of the court system’s ability to serve the community.
- > Ensure that all legal processes, including the process for collecting fines and court costs, are properly exhausted.
- > Protect the rights of all who seek justice in our courts.

Total Criminal Cases Filed



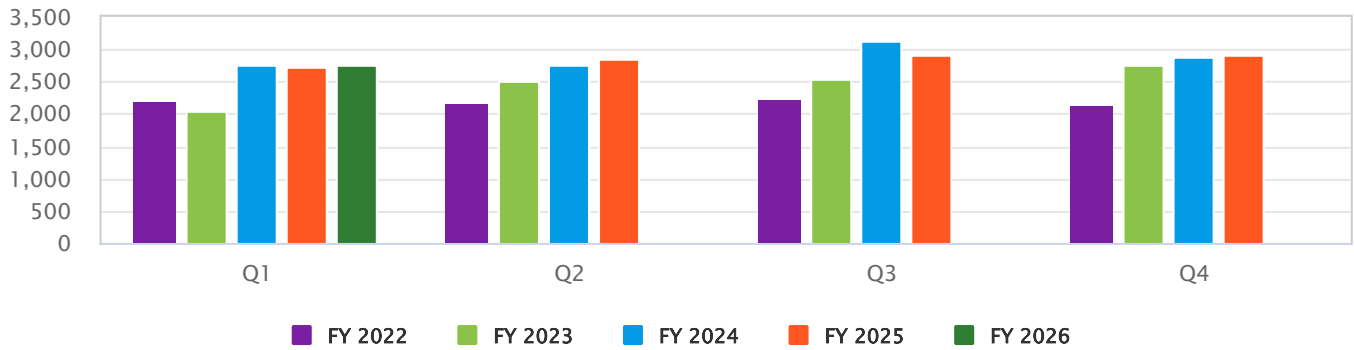
	Q1	Q2	Q3	Q4	Total
FY 2022	1,535	1,590	1,886	2,669	7,680
FY 2023	1,930	2,114	3,825	2,702	10,571
FY 2024	2,547	2,759	3,617	3,307	12,230
FY 2025	3,400	3,517	3,927	3,957	14,801
FY 2026	3,320	-	-	-	3,320

Measures include new cases filed, cases appealed from lower courts, motions to revoke, cases reactivated, and all other cases added

COUNTY COURTS AT LAW

Judicial

Total Criminal Dispositions



	Q1	Q2	Q3	Q4	Total
FY 2022	2,191	2,161	2,235	2,122	8,709
FY 2023	2,044	2,515	2,547	2,772	9,878
FY 2024	2,766	2,752	3,127	2,893	11,538
FY 2025	2,726	2,859	2,913	2,901	11,399
FY 2026	2,749	-	-	-	2,749

COUNTY COURTS AT LAW

Judicial

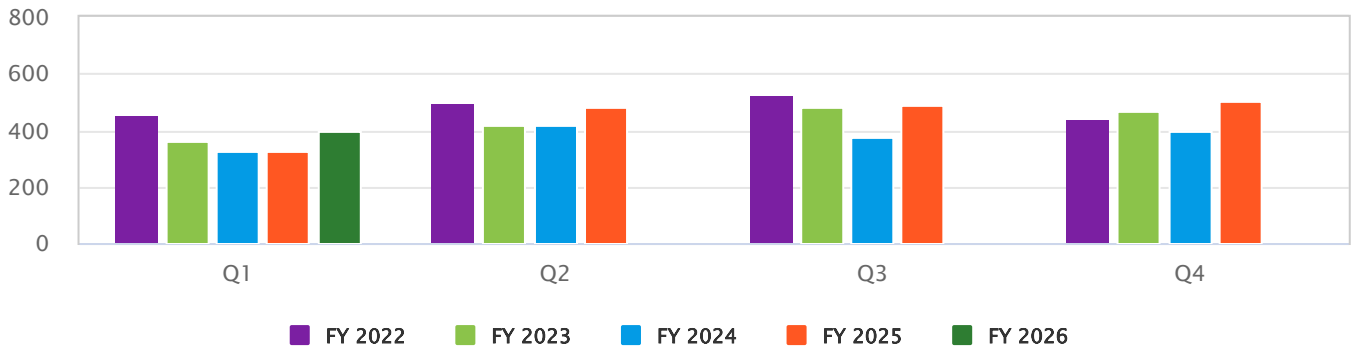
JUDICIAL

Probate

The Probate Court supervises the legal process wherein the estate of a decedent is administered by the executor or administrator of the estate. Generally, this involves collecting a decedent's assets, liquidating liabilities, paying necessary taxes, and distributing property to heirs.

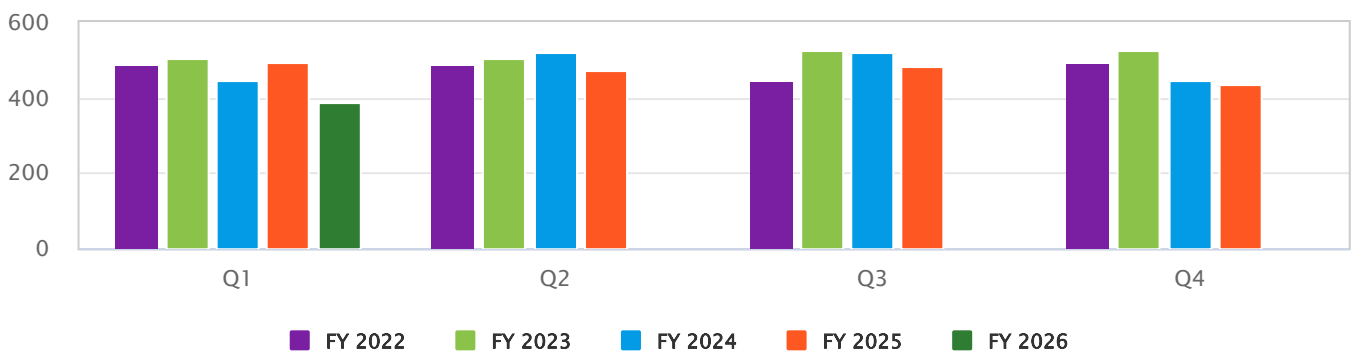
Description of measures as reported from County Clerk Probate/Mental Department-Odyssey Software System.

Probate Cases Filed



	Q1	Q2	Q3	Q4	Total
FY 2022	451	494	527	441	1,913
FY 2023	359	419	482	468	1,728
FY 2024	323	418	377	399	1,517
FY 2025	328	478	490	502	1,798
FY 2026	400	-	-	-	400

Probate Hearings Held



	Q1	Q2	Q3	Q4	Total
FY 2022	489	489	446	496	1,920
FY 2023	507	504	524	526	2,061
FY 2024	444	519	518	448	1,929
FY 2025	493	471	483	438	1,885
FY 2026	390	-	-	-	390

COUNTY COURTS AT LAW

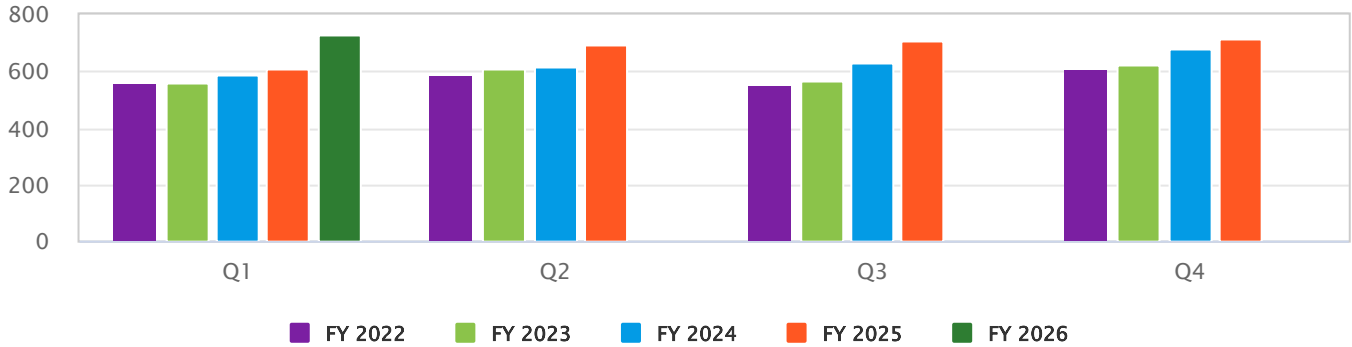
Judicial

Mental Health

The Probate Court conducts judicial proceedings related to mental health commitments.

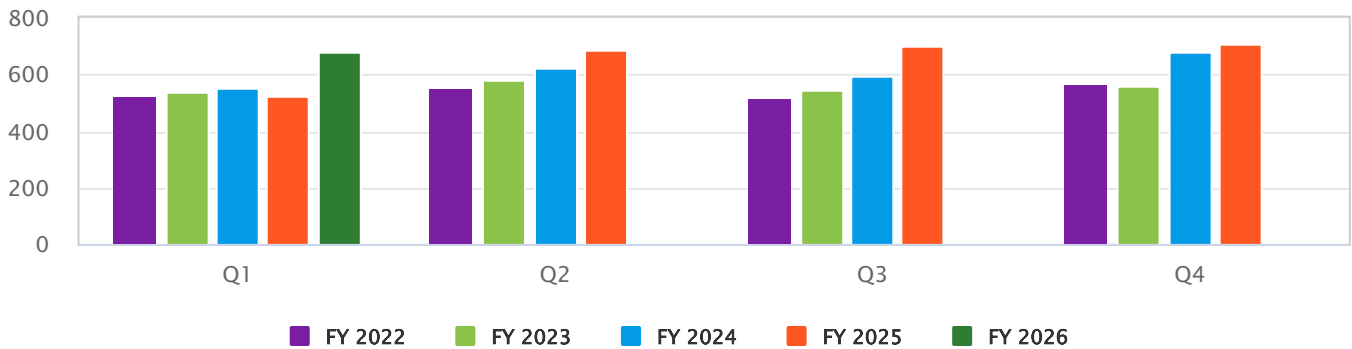
Description of measures as reported from County Clerk Probate/Mental Department-Odyssey Software System.

Mental Cases Filed



	Q1	Q2	Q3	Q4	Total
FY 2022	562	586	551	607	2,306
FY 2023	560	606	565	623	2,354
FY 2024	588	617	632	679	2,516
FY 2025	606	696	710	716	2,728
FY 2026	732	-	-	-	732

Mental Hearings Held



	Q1	Q2	Q3	Q4	Total
FY 2022	524	550	516	564	2,154
FY 2023	540	582	548	559	2,229
FY 2024	553	623	594	679	2,449
FY 2025	525	684	698	708	2,615
FY 2026	680	-	-	-	680

COUNTY COURTS AT LAW

Judicial

JUDICIAL

Guardianship

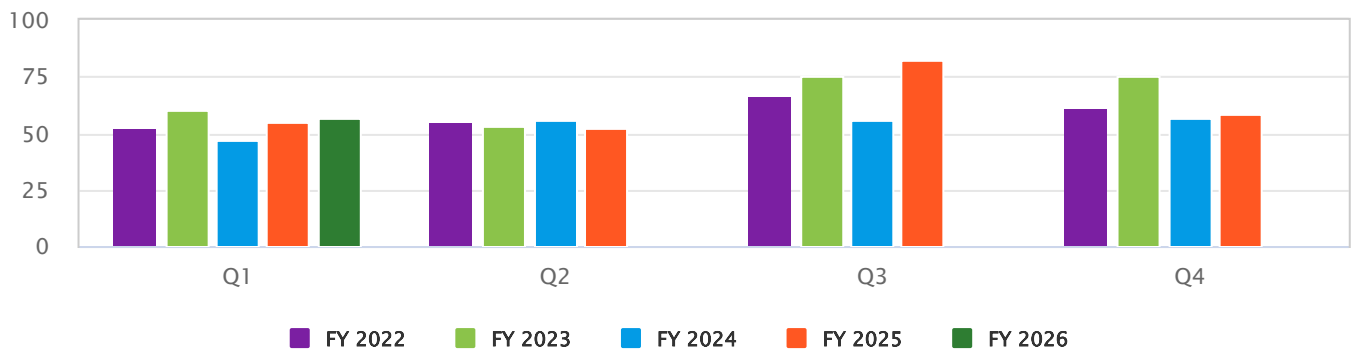
The probate court conducts judicial proceedings related to guardianships.

Description of measures as reported from County Clerk Probate/Mental Department-Odyssey Software System.

FY 2026 Goals & Objectives

- > To provide an equitable justice system that is responsive to the needs of the community.
- > To oversee the administration of estates of decedents or incapacitated persons.
- > To protect individual rights and the rights of incapacitated persons as part of an equitable justice system.
- > To provide quality service to all citizens appearing before this court.

Guardianship Cases Filed



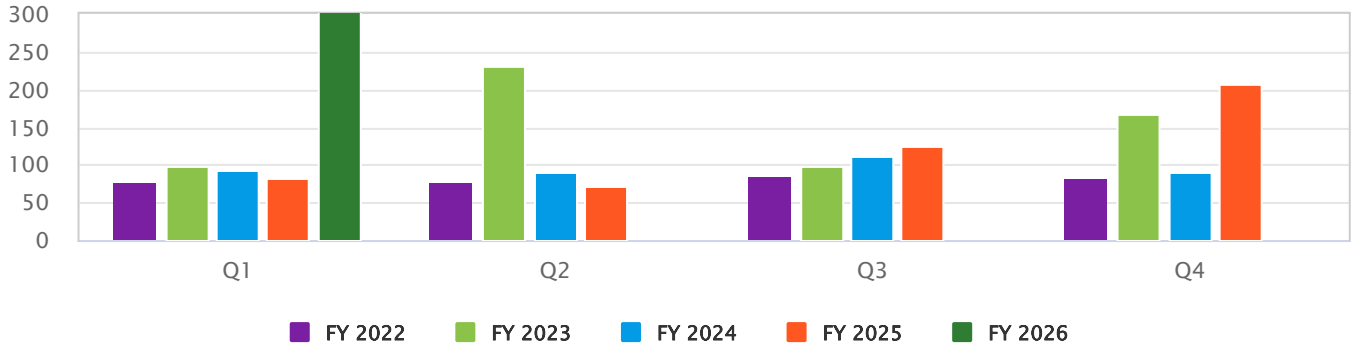
	Q1	Q2	Q3	Q4	Total
FY 2022	52	55	66	61	234
FY 2023	60	53	75	75	263
FY 2024	47	56	56	57	216
FY 2025	55	52	82	58	247
FY 2026	57	-	-	-	57

COUNTY COURTS AT LAW

Judicial

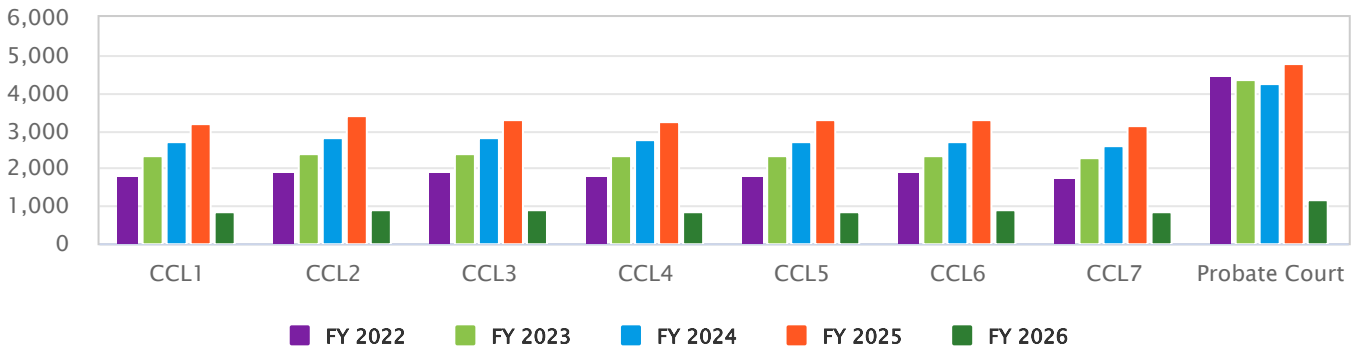
JUDICIAL

Guardianship Hearings Held



	Q1	Q2	Q3	Q4	Total
FY 2022	78	78	86	81	323
FY 2023	97	231	98	168	594
FY 2024	92	91	111	90	384
FY 2025	83	71	124	207	485
FY 2026	413	-	-	-	413

Total New Cases Filed By Court

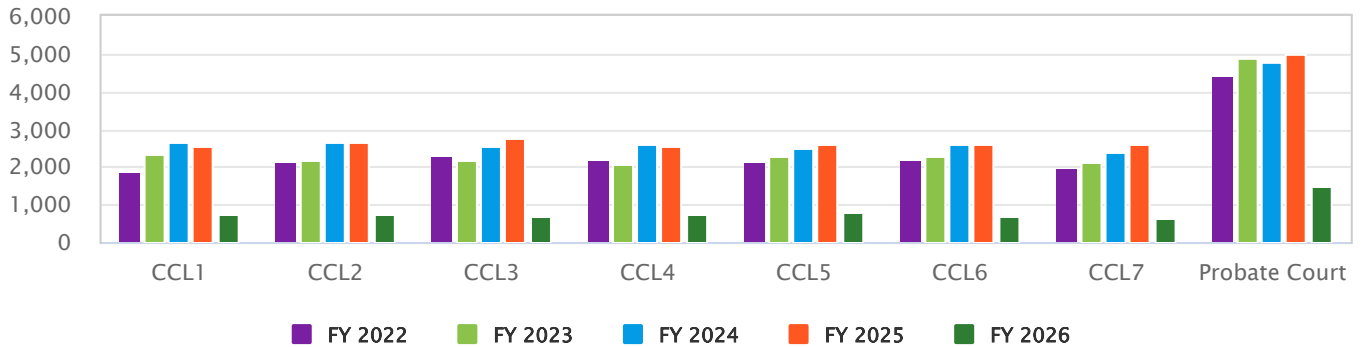


	CCL1	CCL2	CCL3	CCL4	CCL5	CCL6	CCL7	Probate Court	Total CC@ Law
FY 2022	1,814	1,912	1,894	1,815	1,821	1,900	1,752	4,453	17,361
FY 2023	2,359	2,395	2,384	2,343	2,318	2,355	2,270	4,345	20,769
FY 2024	2,719	2,835	2,788	2,778	2,722	2,732	2,610	4,249	23,433
FY 2025	3,165	3,374	3,288	3,239	3,272	3,272	3,133	4,773	27,516
FY 2026	865	890	924	870	861	878	825	1,189	7,302

COUNTY COURTS AT LAW

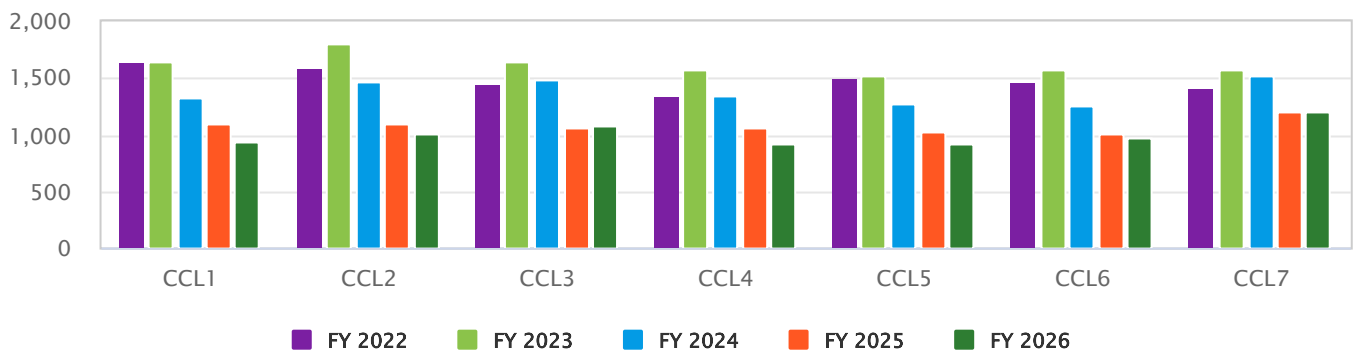
Judicial

Total Cases Disposed by Court



	CCL1	CCL2	CCL3	CCL4	CCL5	CCL6	CCL7	Probate Court	Total CC@ Law
FY 2022	1,842	2,147	2,269	2,199	2,105	2,185	1,949	4,397	19,093
FY 2023	2,343	2,187	2,181	2,097	2,301	2,257	2,106	4,884	20,356
FY 2024	2,657	2,663	2,556	2,619	2,506	2,623	2,391	4,762	22,777
FY 2025	2,560	2,680	2,770	2,547	2,627	2,584	2,590	4,985	23,343
FY 2026	740	725	687	751	804	706	623	1,483	6,519

Total Active Cases Pending By Court



	CCL1	CCL2	CCL3	CCL4	CCL5	CCL6	CCL7	Total Pending Cases
FY 2022	1,645	1,593	1,449	1,338	1,506	1,467	1,416	10,414
FY 2023	1,653	1,799	1,647	1,582	1,521	1,568	1,579	11,349
FY 2024	1,335	1,468	1,482	1,339	1,280	1,263	1,521	9,688
FY 2025	1,098	1,103	1,066	1,061	1,031	1,014	1,200	7,573
FY 2026	930	1,013	1,079	923	918	980	1,211	7,054

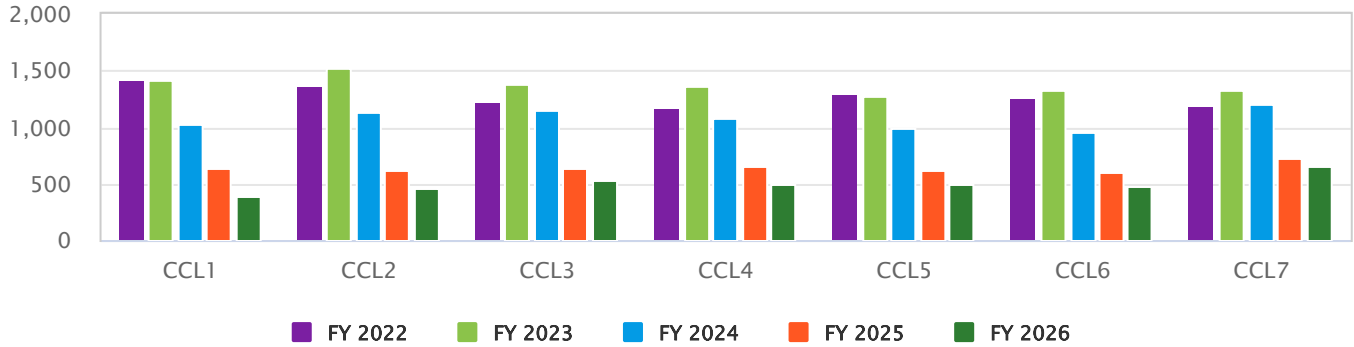
Cases pending as of last day of fiscal year. FY 2026 cases as of December 31st, 2025.

COUNTY COURTS AT LAW

Judicial

JUDICIAL

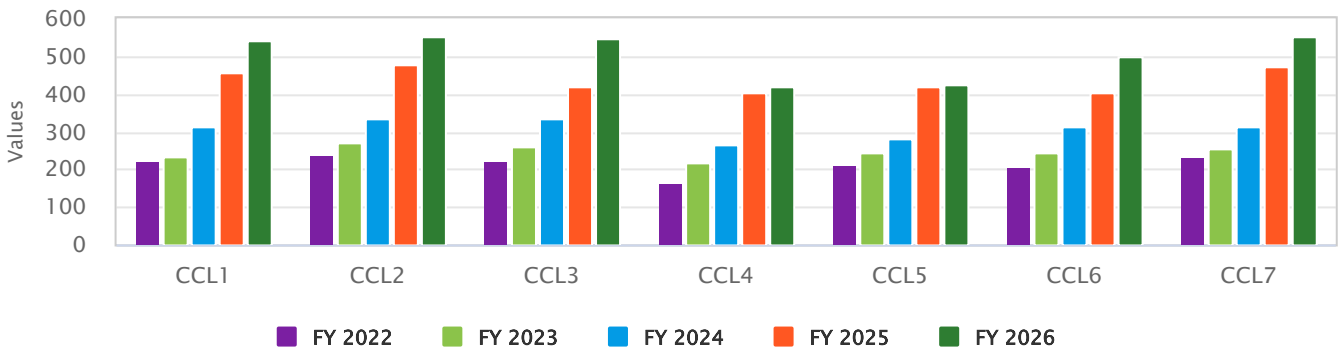
Total Active Criminal Cases Pending By Court



	CCL1	CCL2	CCL3	CCL4	CCL5	CCL6	CCL7	Total Pending Cases
FY 2022	1,421	1,356	1,228	1,171	1,295	1,262	1,180	8,913
FY 2023	1,417	1,528	1,386	1,363	1,276	1,323	1,323	9,616
FY 2024	1,023	1,131	1,146	1,075	996	950	1,208	7,529
FY 2025	644	625	646	659	614	608	730	4,526
FY 2026	391	462	532	501	494	483	658	3,521

Cases pending as of last day of fiscal year. FY 2026 cases as of December 31st, 2025.

Total Civil Cases Pending By Court



	CCL1	CCL2	CCL3	CCL4	CCL5	CCL6	CCL7	Total Pending Cases
FY 2022	224	237	221	167	211	205	236	1,501
FY 2023	236	271	261	219	245	245	256	1,733
FY 2024	312	337	336	264	284	313	313	2,159
FY 2025	454	478	420	402	417	406	470	3,047
FY 2026	539	551	547	422	424	497	553	3,533

Cases pending as of last day of fiscal year. FY 2026 cases as of December 31st, 2025.

DISTRICT CLERK - HIGH LEVEL

Judicial

YTD Total Cases

The District Clerk is statutorily responsible for maintaining the records on all juvenile cases filed in the District Court and shall provide for the confidentiality of such records.

The District Clerk is statutorily responsible for all felony indictments and shall maintain an accurate record of all related documents. Indictments are received by the District Clerk from two grand juries, twice each week, during a six month term.

The District Clerk is statutorily responsible, as custodian of the records for the District Courts, and shall accept all civil documents tendered for filing in the office.

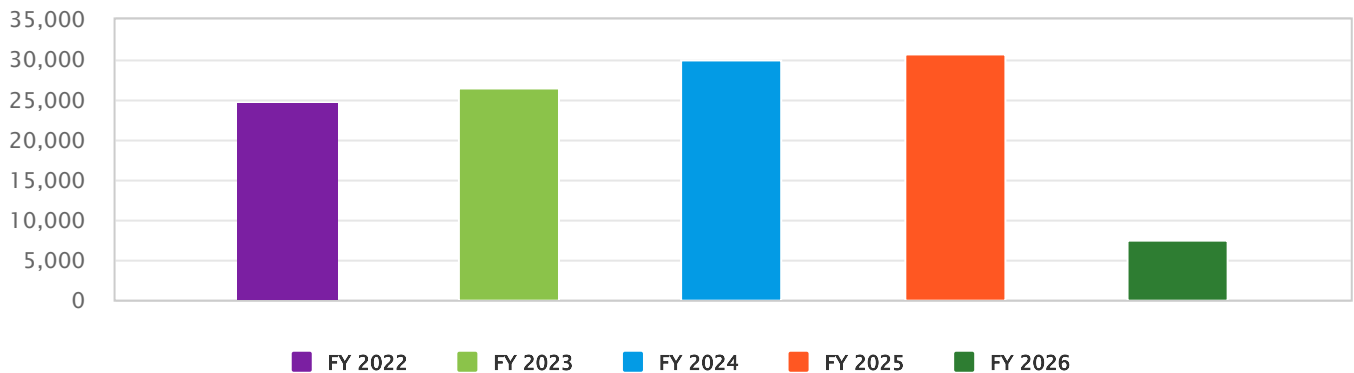
The District Clerk is statutorily responsible, as custodian of the records for the District Courts, and shall accept all family documents tendered for filing in the office.

Description of measures as reported from District Clerk’s Office.

FY 2026 Goals & Objectives

- > Filing of all juvenile cases, pleadings, documents, and accurately entering such filings into the case management system, thereby serving the courts and citizens in an efficient and timely manner.
- > Filing of all criminal indictments, pleadings, and documents; and accurately entering such filings into the case management system, thereby serving the courts and citizens in an efficient and timely manner.
- > Timely filing of all lawsuits, pleadings, and related documents, and accurately entering such filings into the case management system, thereby serving the courts and citizens in an efficient and timely manner.
- > Provide the State of Texas, Office of Court Administration, and Texas Department of Public Safety with all required reporting.

Total Cases Filed



Year to Date - Total Cases Filed (Includes New Filings and Reopened)

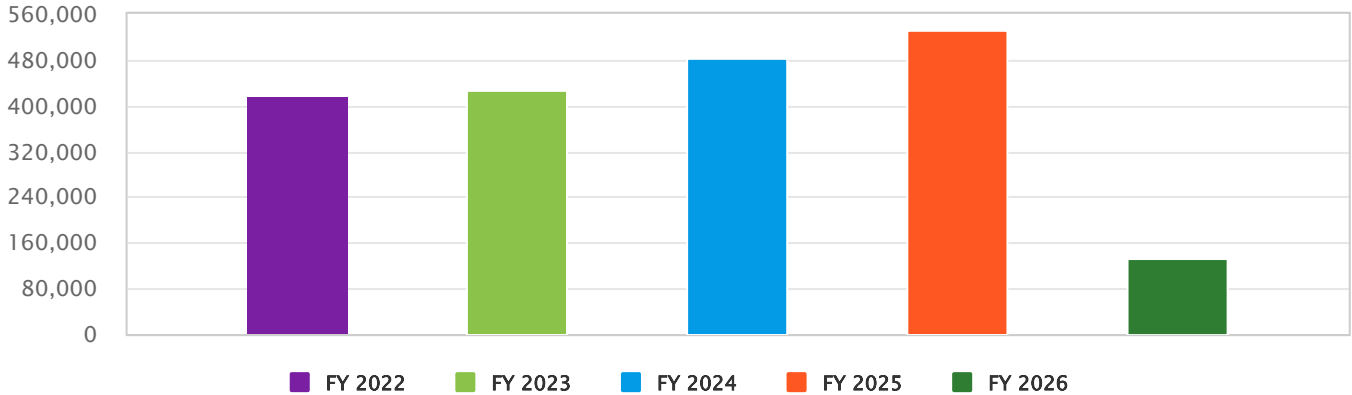
FY 2022	24,718
FY 2023	26,440
FY 2024	30,028
FY 2025	30,802
FY 2026	7,390

DISTRICT CLERK - HIGH LEVEL

Judicial

JUDICIAL

Total Events

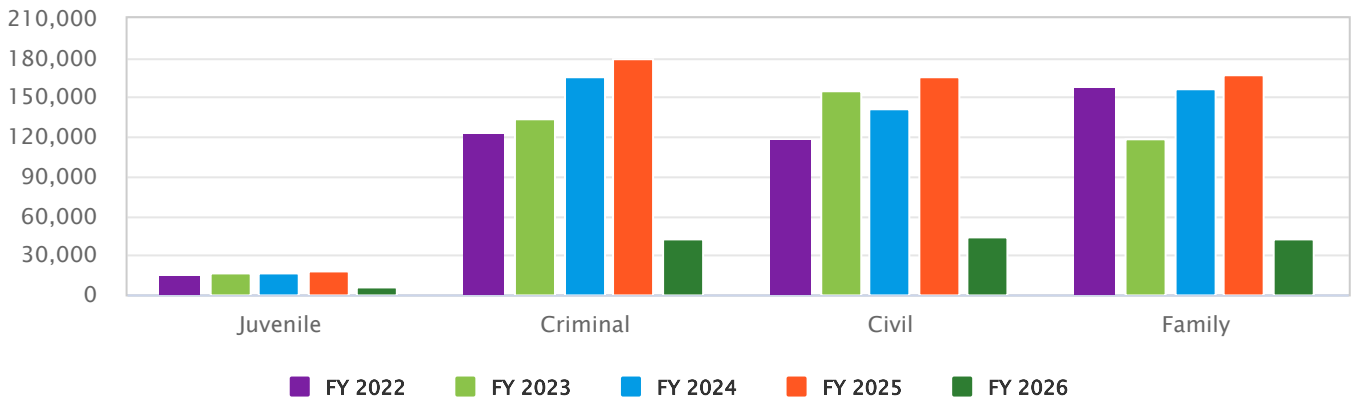


Year to Date - Events

FY 2022	415,683
FY 2023	425,292
FY 2024	481,284
FY 2025	532,560
FY 2026	133,942

An event is a transaction in an individual case.

Total Events By Case Type



	Juvenile	Criminal	Civil	Family
FY 2022	15,162	123,537	118,278	158,706
FY 2023	17,073	134,198	155,309	118,712
FY 2024	17,255	165,267	142,261	156,501
FY 2025	18,750	179,273	166,497	168,040
FY 2026	5,592	42,994	43,426	41,930

An event is a transaction in an individual case.

DISTRICT CLERK - HIGH LEVEL

Judicial

JUDICIAL

Jury Management

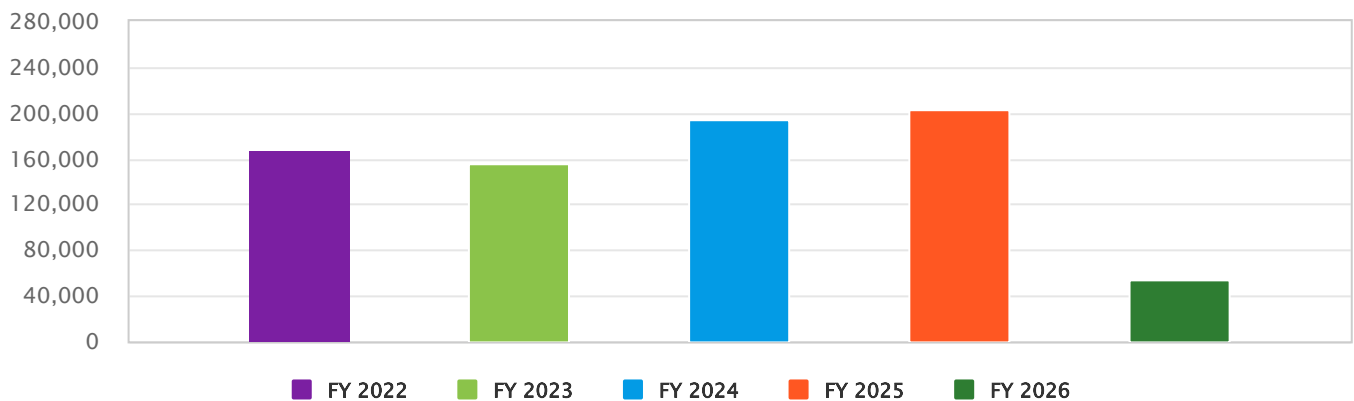
The District Clerk, as Jury Administrator, will promote the most efficient and expeditious use of citizens’ time when they are summoned to serve as a prospective juror. In fiscal year 2015, the District Clerk’s office finished implementation of a new jury system that can better meet the needs of the citizens as prospective jurors. The new system allows for prospective jurors to complete their questionnaire on-line and receive notification by text or email if their service is no longer needed. Persons who report for jury service and discharge their daily duty may be reimbursed \$6.00 for the first day of service, and reimbursed \$40.00 per day thereafter or they may donate all or a portion of their pay to the Victims Crime Fund, Child Protective Services, or a non-profit agency approved by the Commissioners Court. The County receives partial reimbursement from the State for the payment to jurors.

Description of measures as reported from District Clerk’s Office.

FY 2026 Goals & Objectives

- > To manage the jury process for all Collin County Courts (District, County, and JP) using the most efficient and cost-effective methods.

Jurors Summoned



Year to Date - Jurors Summoned

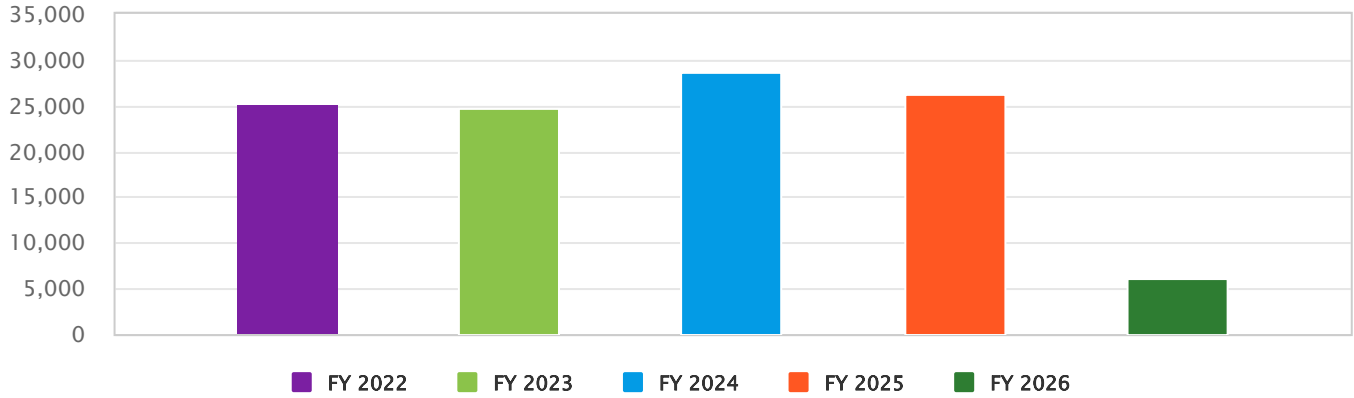
FY 2022	168,581
FY 2023	155,740
FY 2024	194,196
FY 2025	202,698
FY 2026	54,291

DISTRICT CLERK - HIGH LEVEL

Judicial

JUDICIAL

Jurors Attended



Year to Date - Jurors Attended

FY 2022	25,050
FY 2023	24,809
FY 2024	28,676
FY 2025	26,311
FY 2026	6,190

DISTRICT CLERK

Judicial

Jury Management

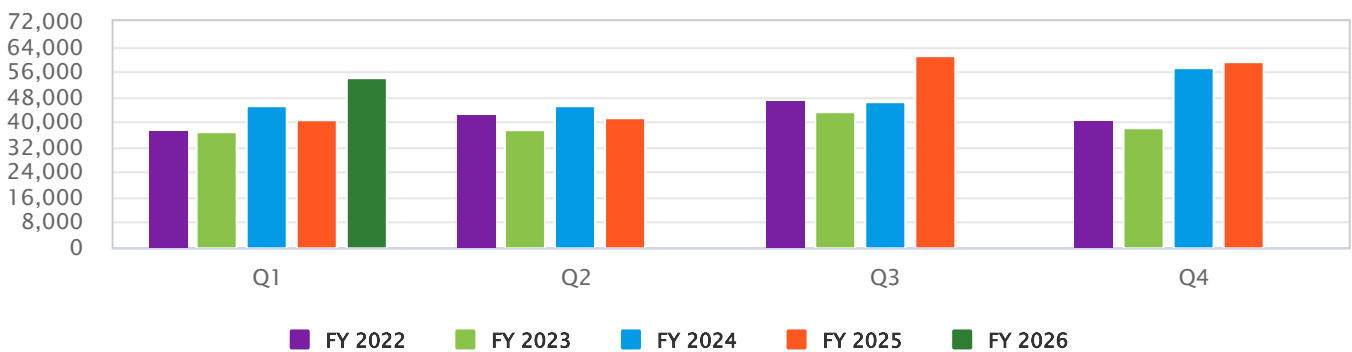
The District Clerk, as Jury Administrator, will promote the most efficient and expeditious use of citizens’ time when they are summoned to serve as a prospective juror. In fiscal year 2015, the District Clerk’s office finished implementation of a new jury system that can better meet the needs of the citizens as prospective jurors. The new system allows for prospective jurors to complete their questionnaire on-line and receive notification by text or email if their service is no longer needed. Persons who report for jury service and discharge their daily duty may be reimbursed \$20 for the first day of service, and reimbursed \$58 per day thereafter or they may donate all or a portion of their pay to the Victims Crime Fund, Child Protective Services, or a non-profit agency approved by the Commissioners Court. The County receives partial reimbursement from the State for the payment to jurors.

Description of measures as reported from District Clerk’s Office.

FY 2026 Goals & Objectives

- > To manage the jury process for all Collin County Courts (District, County, and JP) using the most efficient and cost-effective methods.

Jurors Summoned



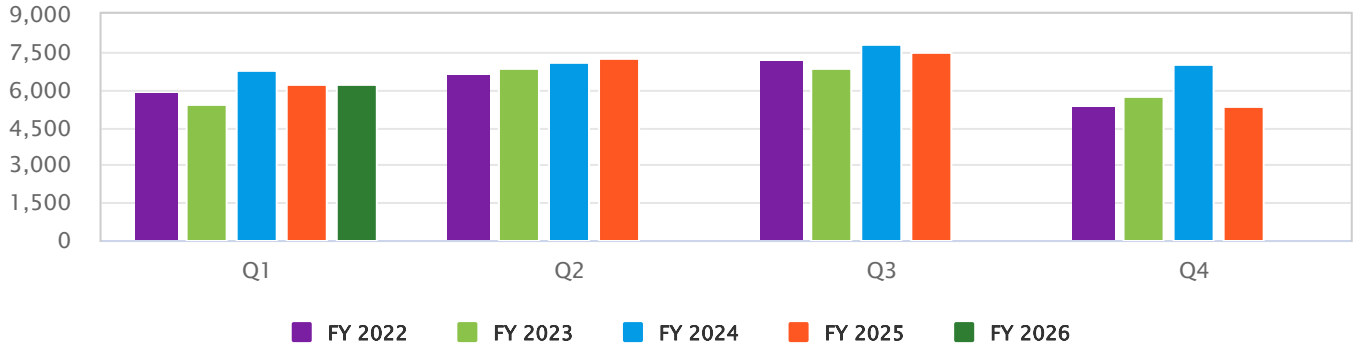
	Q1	Q2	Q3	Q4	Total
FY 2022	37,765	42,505	47,395	40,916	168,581
FY 2023	36,916	37,426	43,227	38,171	155,740
FY 2024	45,011	45,030	46,719	57,436	194,196
FY 2025	40,820	41,409	61,310	59,159	202,698
FY 2026	54,291	-	-	-	54,291

DISTRICT CLERK

Judicial

JUDICIAL

Jurors Attended



	Q1	Q2	Q3	Q4	Total
FY 2022	5,922	6,599	7,203	5,326	25,050
FY 2023	5,403	6,857	6,848	5,701	24,809
FY 2024	6,740	7,113	7,816	7,007	28,676
FY 2025	6,232	7,230	7,525	5,324	26,311
FY 2026	6,190	-	-	-	6,190

DISTRICT CLERK

Judicial

JUDICIAL

Juvenile

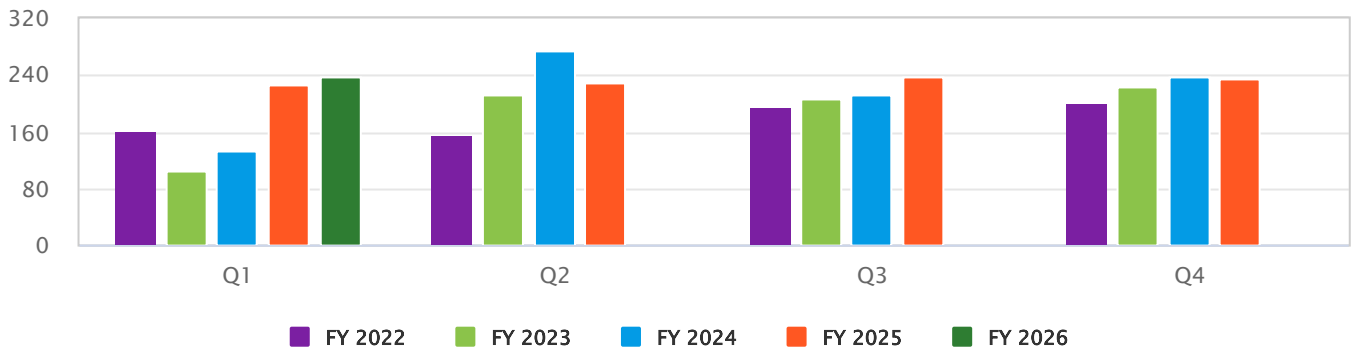
The District Clerk is statutorily responsible for maintaining the records on all juvenile cases filed in the District Court and shall provide for the confidentiality of such records. The juvenile deputy clerks shall have an understanding of the Juvenile Justice Code, Texas Penal Code, and Texas Family Code, the importance of confidentiality of such, including, but not limited to, the definitions as set forth in the code, the required time limits for such events, and proper issuance of summons, petitions and subpoenas.

Description of measures as reported from District Clerk’s Office.

FY 2026 Goals & Objectives

- > Filing of all juvenile cases, pleadings, documents, and accurately entering such filings into the case management system, thereby serving the courts and citizens in an efficient and timely manner.
- > Provide the State of Texas, Office of Court Administration, and Texas Department of Public Safety with all required reporting.

New and Reopened Juvenile Petitions Filed



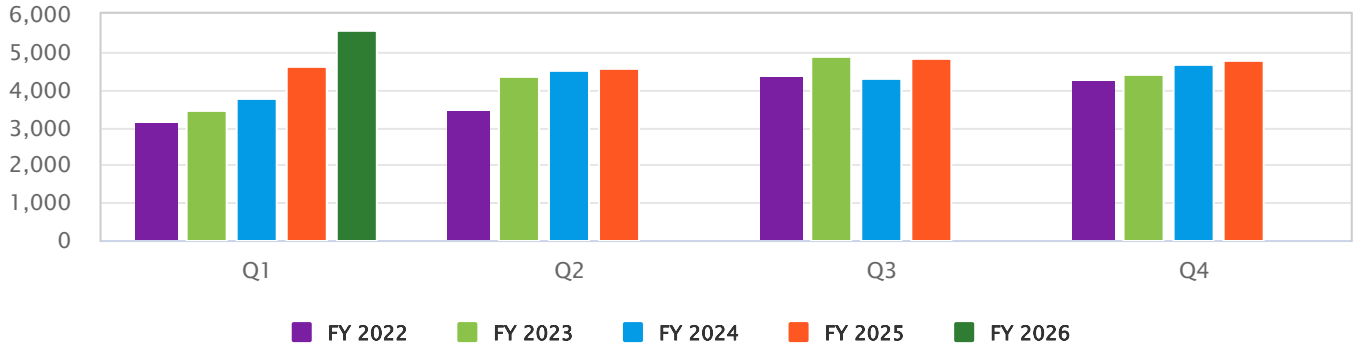
	Q1	Q2	Q3	Q4	Total
FY 2022	161	156	194	200	711
FY 2023	105	212	207	223	747
FY 2024	132	274	212	239	857
FY 2025	226	229	238	236	929
FY 2026	238	-	-	-	238

DISTRICT CLERK

Judicial

JUDICIAL

Juvenile Events



	Q1	Q2	Q3	Q4	Total
FY 2022	3,133	3,433	4,348	4,248	15,162
FY 2023	3,455	4,335	4,862	4,421	17,073
FY 2024	3,759	4,536	4,301	4,659	17,255
FY 2025	4,620	4,552	4,813	4,765	18,750
FY 2026	5,592	-	-	-	5,592

DISTRICT CLERK

Judicial

Criminal

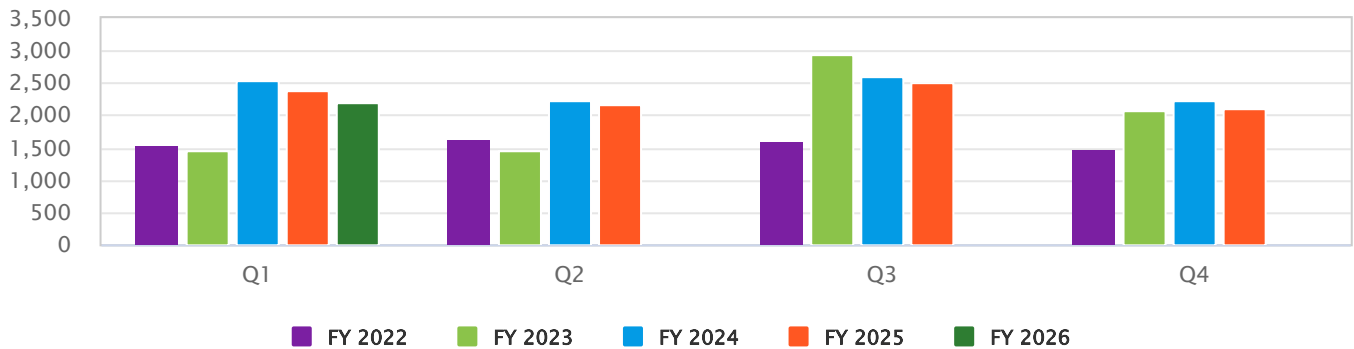
The District Clerk is statutorily responsible for all felony indictments and shall maintain an accurate record of all related documents. Indictments are received by the District Clerk from two grand juries, twice each week, during a six month term. The criminal deputy clerks shall have an understanding of the Texas Criminal Procedure Code and Rules and the Texas Penal Code as applied to the filing of an indictment, bond, judgment and any other pertinent information for the proper execution of said documents. Each clerk is responsible for the accuracy and organization of all material relating to processing a felony judgment and fulfilling all state reporting requirements.

Description of measures as reported from District Clerk’s Office.

FY 2026 Goals & Objectives

- > Filing of all criminal indictments, pleadings, and documents; and accurately entering such filings into the case management system, thereby serving the courts and citizens in an efficient and timely manner.
- > Provide the State of Texas, Office of Court Administration and Texas Department of Public Safety with all required reporting.

New and Reopened Criminal Cases Filed



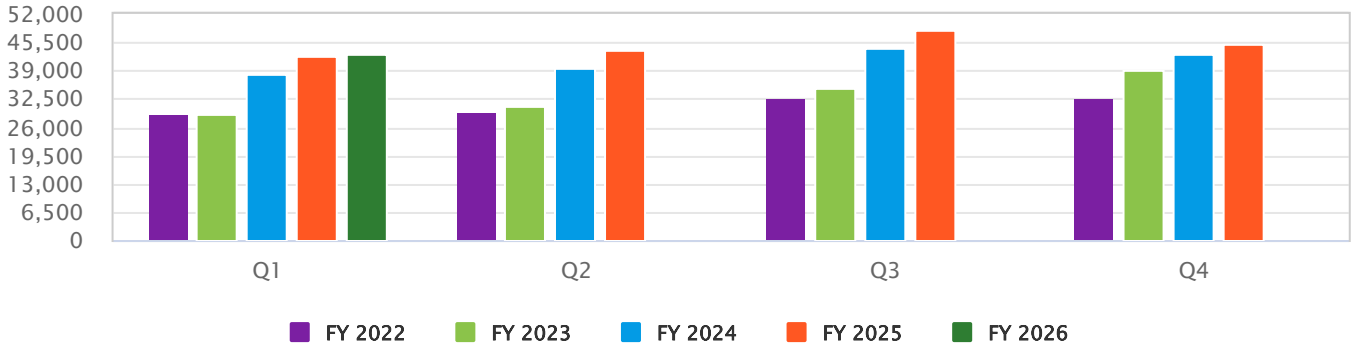
	Q1	Q2	Q3	Q4	Total
FY 2022	1,536	1,631	1,596	1,498	6,261
FY 2023	1,453	1,462	2,936	2,080	7,931
FY 2024	2,541	2,222	2,613	2,218	9,594
FY 2025	2,380	2,168	2,523	2,120	9,191
FY 2026	2,201	-	-	-	2,201

DISTRICT CLERK

Judicial

JUDICIAL

Criminal Events



	Q1	Q2	Q3	Q4	Total
FY 2022	29,118	29,263	32,707	32,449	123,537
FY 2023	28,981	30,876	35,182	39,159	134,198
FY 2024	38,413	39,793	44,217	42,844	165,267
FY 2025	42,128	43,790	48,376	44,979	179,273
FY 2026	42,994	-	-	-	42,994

DISTRICT CLERK

Judicial

JUDICIAL

Civil

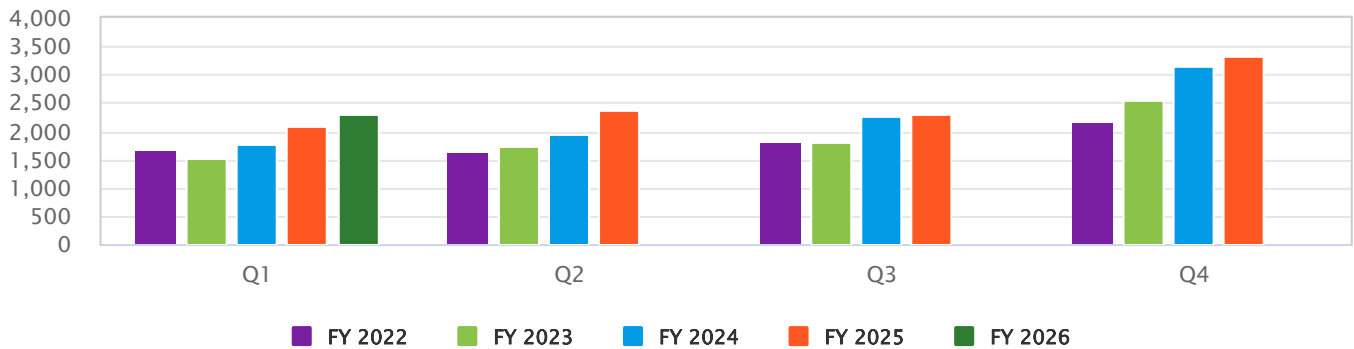
The District Clerk is statutorily responsible, as custodian of the records for the District Courts, and shall accept all civil documents tendered for filing in the office. The civil deputy clerks shall have an understanding of the Texas Rules of Civil Procedure and the Civil Practice and Remedies Code as they relate to all civil filings including proper forms of service, and correct execution of restraining orders, sequestrations, certioraris, etc.

Description of measures as reported from District Clerk’s Office.

FY 2026 Goals & Objectives

- > Timely filing of all lawsuits, pleadings, and related documents, and accurately entering such filings into the case management system, thereby serving the courts and citizens in an efficient and timely manner.
- > Provide the State of Texas, Office of Court Administration and Bureau of Vital Statistics with all required reporting.

New and Reopened Civil Cases Filed



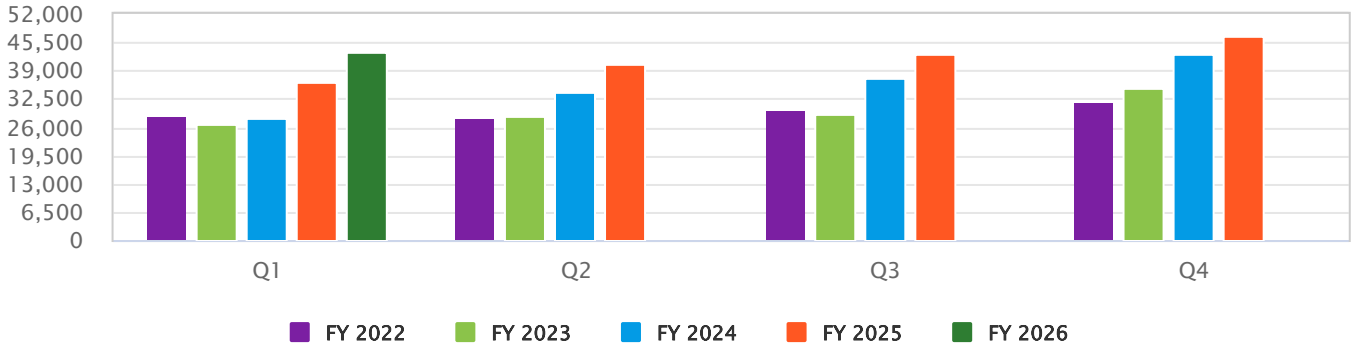
	Q1	Q2	Q3	Q4	Total
FY 2022	1,657	1,623	1,810	2,171	7,261
FY 2023	1,524	1,731	1,810	2,555	7,620
FY 2024	1,755	1,954	2,282	3,141	9,132
FY 2025	2,091	2,358	2,312	3,343	10,104
FY 2026	2,314	-	-	-	2,314

DISTRICT CLERK

Judicial

JUDICIAL

Civil Events



	Q1	Q2	Q3	Q4	Total
FY 2022	28,622	28,169	29,767	31,720	118,278
FY 2023	26,505	28,327	28,934	34,946	118,712
FY 2024	28,067	34,098	37,397	42,699	142,261
FY 2025	36,490	40,438	42,627	46,942	166,497
FY 2026	43,426	-	-	-	43,426

DISTRICT CLERK

Judicial

JUDICIAL

Family

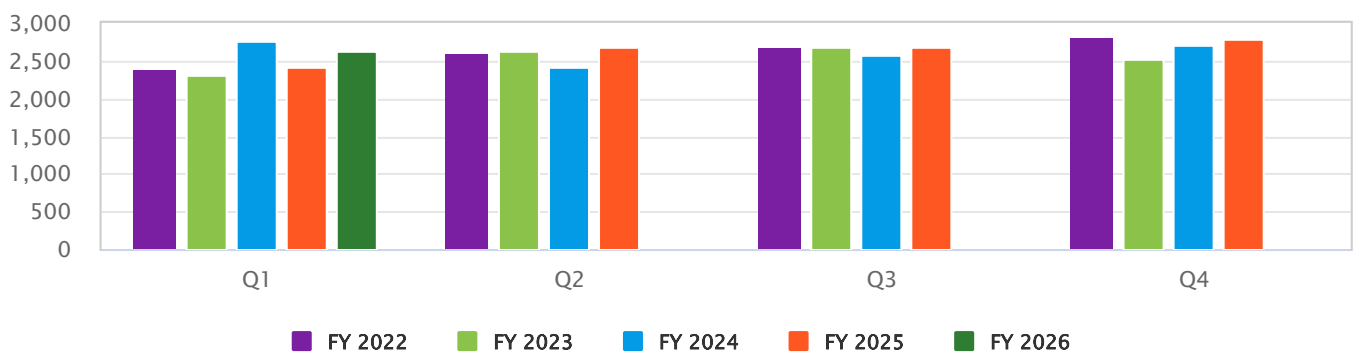
The District Clerk is statutorily responsible, as custodian of the records for the District Courts, and shall accept all family documents tendered for filing in the office. The family deputy clerks shall have an understanding of the Texas Family Code as it applies to the innumerable types of cases that affect the dissolution of marriage, and those affecting the parent/child relationship such as termination, adoption, custody, habeas corpus, etc.

Description of measures as reported from District Clerk’s Office.

FY 2026 Goals & Objectives

- > Provide the State of Texas, Office of Court Administration, and Bureau of Vital Statistics with all required reporting.

New and Reopened Family Cases Filed



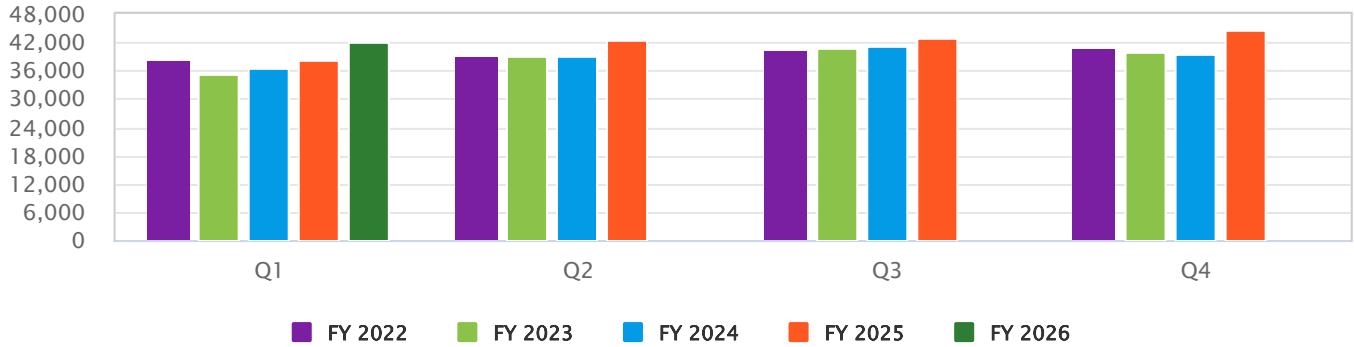
	Q1	Q2	Q3	Q4	Total
FY 2022	2,385	2,600	2,689	2,811	10,485
FY 2023	2,300	2,640	2,676	2,526	10,142
FY 2024	2,768	2,404	2,575	2,698	10,445
FY 2025	2,428	2,685	2,671	2,794	10,578
FY 2026	2,637	-	-	-	2,637

DISTRICT CLERK

Judicial

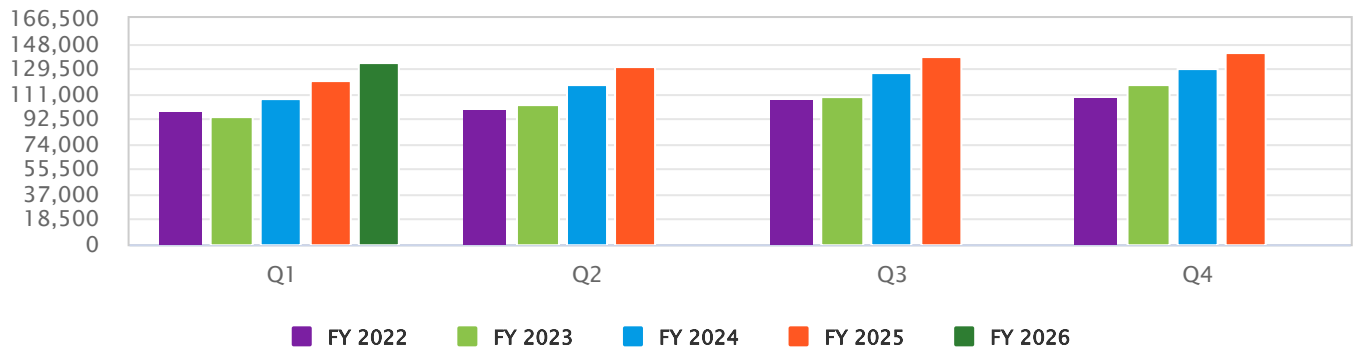
JUDICIAL

Family Events



	Q1	Q2	Q3	Q4	Total
FY 2022	38,426	39,088	40,483	40,709	158,706
FY 2023	35,264	39,287	40,775	39,983	155,309
FY 2024	36,654	38,990	41,278	39,579	156,501
FY 2025	38,220	42,298	43,011	44,511	168,040
FY 2026	41,930	-	-	-	41,930

District Clerk Total Events

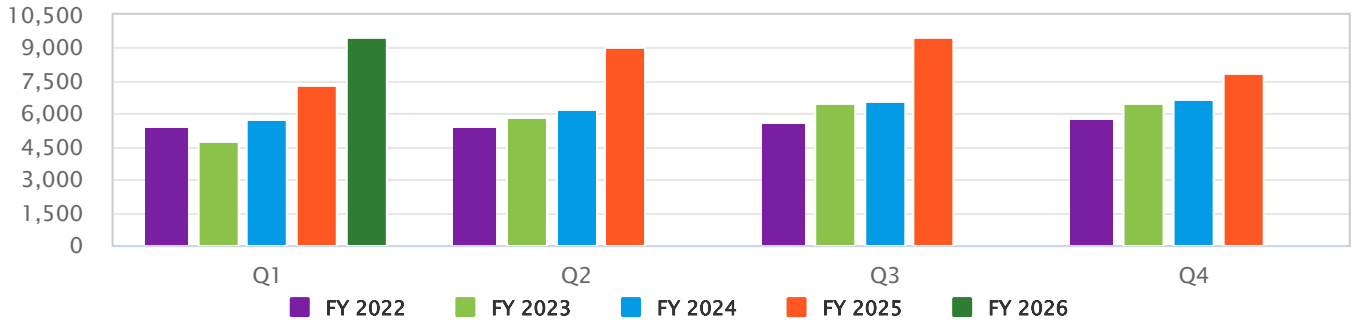


	Q1	Q2	Q3	Q4	Total
FY 2022	99,299	99,953	107,305	109,126	415,683
FY 2023	94,205	102,825	109,753	118,509	425,292
FY 2024	106,893	117,417	127,193	129,781	481,284
FY 2025	121,458	131,078	138,827	141,197	532,560
FY 2026	133,942	-	-	-	133,942

DISTRICT CLERK

Judicial

Customers Served Civil/Family Front Counter
(NEMO-Q Data)



	Q1	Q2	Q3	Q4	Total
FY 2022	5,395	5,415	5,606	5,761	22,177
FY 2023	4,786	5,859	6,502	6,491	23,638
FY 2024	5,741	6,252	6,591	6,670	25,254
FY 2025	7,335	9,066	9,531	7,818	33,750
FY 2026	9,507	-	-	-	9,507

DISTRICT COURTS - HIGH LEVEL

Judicial

Civil, Criminal, Family, Juvenile Cases

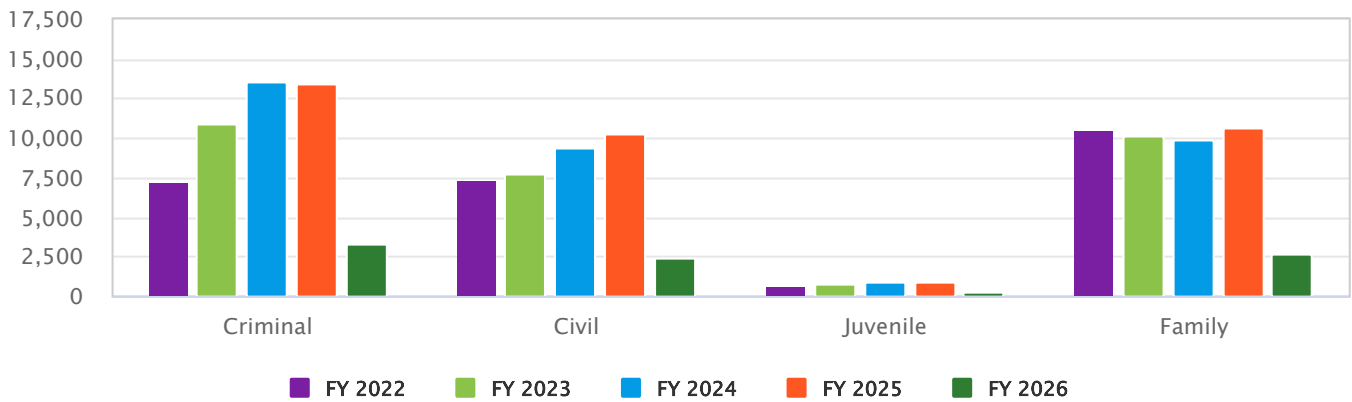
To efficiently, impartially and fairly manage and resolve the variety of controversies and disputes that are filed with and fall under the jurisdiction of the court. The district courts conduct judicial proceedings related to all cases under their purview.

Description of measures as reported from District Clerk’s Office - Odyssey Software System.

FY 2026 Goals & Objectives

- > To faithfully and impartially apply the laws, statutes and rules applicable to the judicial branch.
- > To improve the delivery of indigent defense services by working collaboratively with TTUG (Texas Tyler Users Group), other county departments, and outside consultants and vendors in the implementation of a grant-funded eManagement system.

District Courts – Total Cases Filed



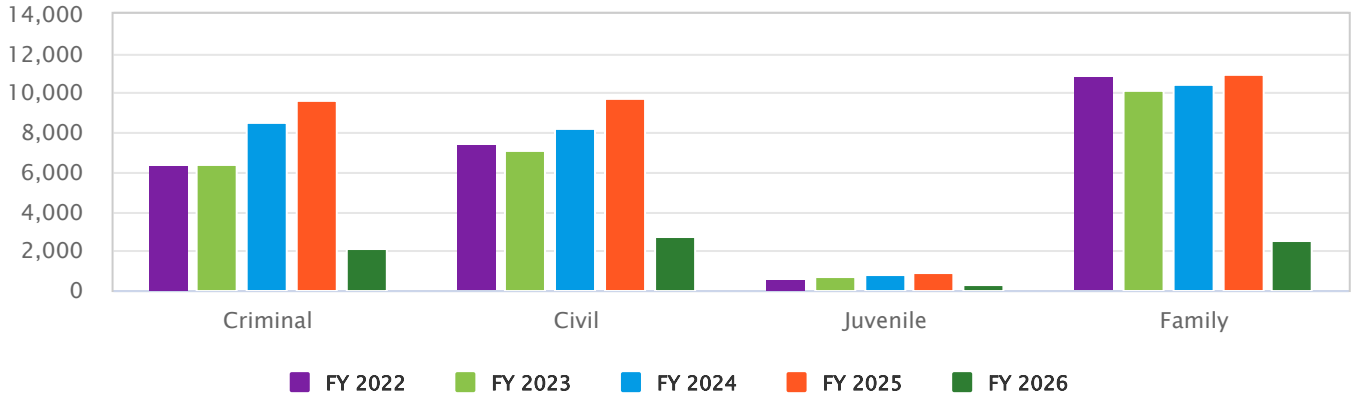
	Criminal	Civil	Juvenile	Family	Total
FY 2022	7,224	7,398	650	10,516	25,788
FY 2023	10,937	7,776	780	10,187	29,680
FY 2024	13,540	9,325	868	9,943	33,676
FY 2025	13,449	10,244	892	10,636	35,221
FY 2026	3,242	2,348	239	2,655	8,484

Measure includes new cases filed, cases reactivated, and all other cases added

DISTRICT COURTS - HIGH LEVEL

Judicial

District Courts – Total Case Dispositions



	Criminal	Civil	Juvenile	Family	Total
FY 2022	6,368	7,417	659	10,883	25,327
FY 2023	6,367	7,133	728	10,126	24,354
FY 2024	8,491	8,230	839	10,408	27,968
FY 2025	9,675	9,748	904	10,984	31,311
FY 2026	2,122	2,699	292	2,579	7,692

DISTRICT COURTS

Judicial

JUDICIAL

Civil, Criminal, Family, Juvenile Cases

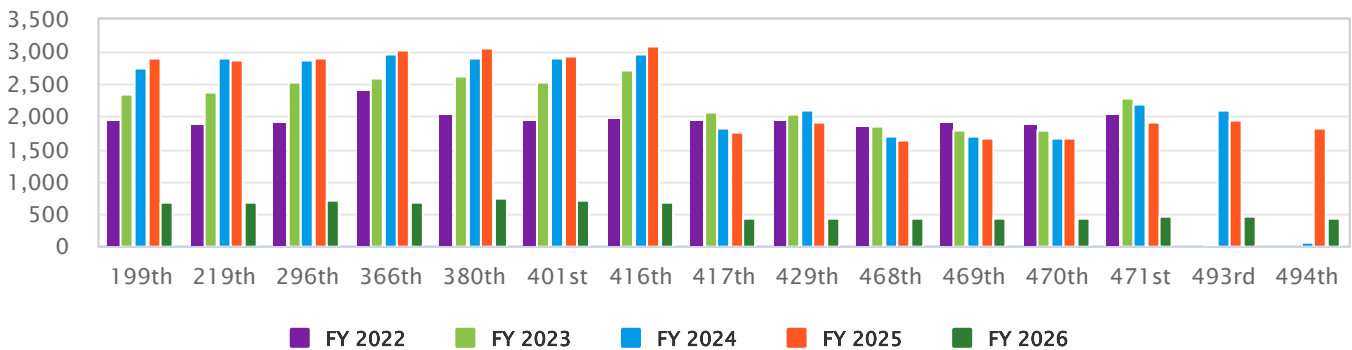
To efficiently, impartially and fairly manage and resolve the variety of controversies and disputes that are filed with and fall under the jurisdiction of the court. The district courts conduct judicial proceedings related to all cases under their purview.

Description of measures as reported from District Clerk’s Office to the Office of Court Administration.

FY 2026 Goals & Objectives

- > To faithfully and impartially apply the laws, statutes and rules applicable to the judicial branch.
- > To improve the delivery of indigent defense services by working collaboratively with TTUG (Texas Tyler Users Group), other county departments, and outside consultants and vendors in the implementation of a grant-funded eManagement system.

District Courts – Total Cases Filed by Court



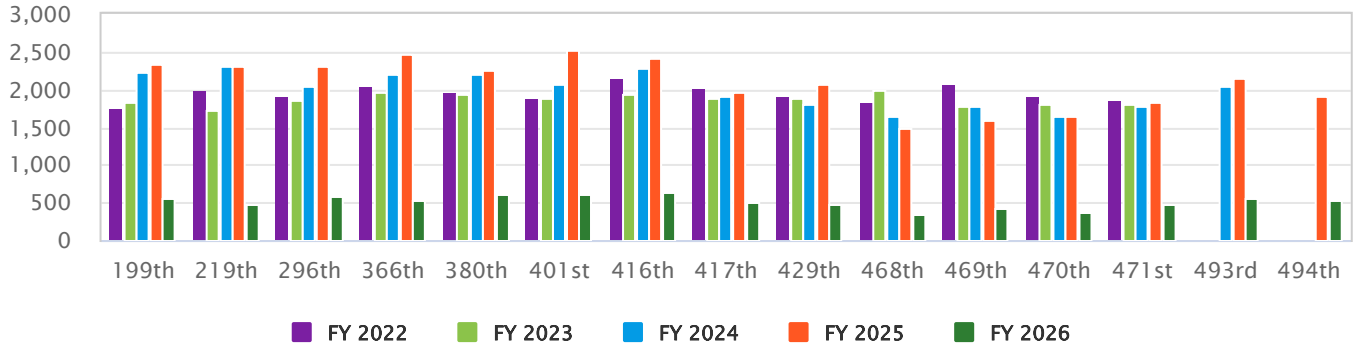
	199th	219th	296th	366th	380th	401st	416th	417th	429th	468th	469th	470th	471st	493rd	494th	Total
FY 2022	1,949	1,901	1,907	2,418	2,038	1,964	1,980	1,951	1,955	1,857	1,921	1,897	2,050	-	-	25,788
FY 2023	2,365	2,393	2,550	2,610	2,619	2,532	2,735	2,061	2,036	1,851	1,804	1,808	2,284	32	-	29,680
FY 2024	2,748	2,901	2,882	2,961	2,917	2,898	2,975	1,834	2,099	1,698	1,715	1,674	2,211	2,096	67	33,676
FY 2025	2,907	2,888	2,898	3,031	3,060	2,949	3,104	1,773	1,923	1,637	1,687	1,684	1,927	1,940	1,813	35,221
FY 2026	685	676	725	694	739	724	688	449	437	427	433	439	472	458	438	8,484

Measure includes new cases filed, cases reactivated, and all other cases added.

DISTRICT COURTS

Judicial

District Courts – Total Cases Disposed by Court

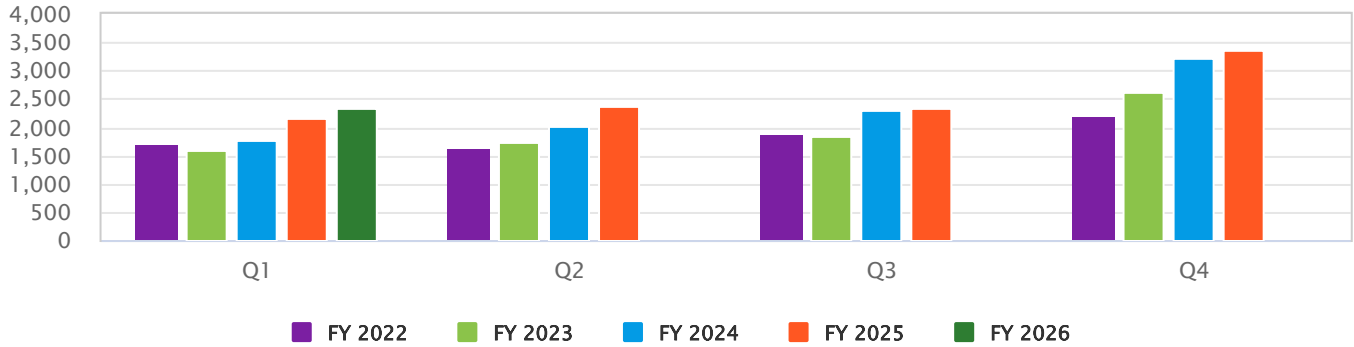


	199th	219th	296th	366th	380th	401st	416th	417th	429th	468th	469th	470th	471st	493rd	494th	Total
FY 2022	1,761	1,983	1,900	2,056	1,962	1,896	2,159	2,018	1,916	1,829	2,071	1,917	1,859	-	-	25,327
FY 2023	1,834	1,736	1,869	1,975	1,947	1,888	1,947	1,881	1,879	1,980	1,784	1,807	1,818	9	-	24,354
FY 2024	2,220	2,316	2,053	2,207	2,212	2,079	2,276	1,922	1,797	1,634	1,769	1,649	1,781	2,053	-	27,968
FY 2025	2,340	2,321	2,323	2,468	2,244	2,528	2,408	1,964	2,070	1,488	1,603	1,652	1,844	2,143	1,915	31,311
FY 2026	552	489	593	536	608	603	636	510	491	349	421	369	470	546	519	7,692

DISTRICT COURTS

Judicial

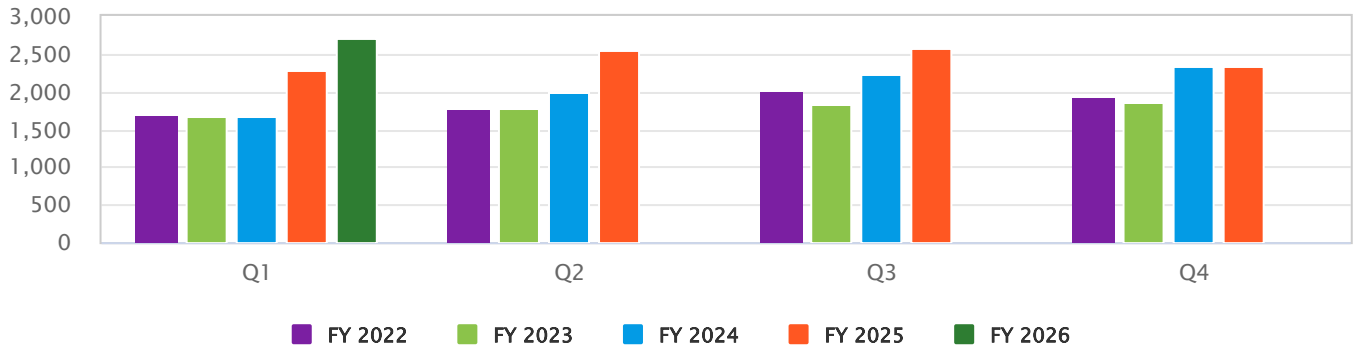
District Courts – Civil Case Filings



	Q1	Q2	Q3	Q4	Total
FY 2022	1,693	1,640	1,859	2,206	7,398
FY 2023	1,590	1,745	1,837	2,604	7,776
FY 2024	1,786	2,030	2,305	3,204	9,325
FY 2025	2,143	2,383	2,351	3,367	10,244
FY 2026	2,348	-	-	-	2,348

Measure includes new cases filed, cases reactivated, and all other cases added

District Courts – Civil Dispositions

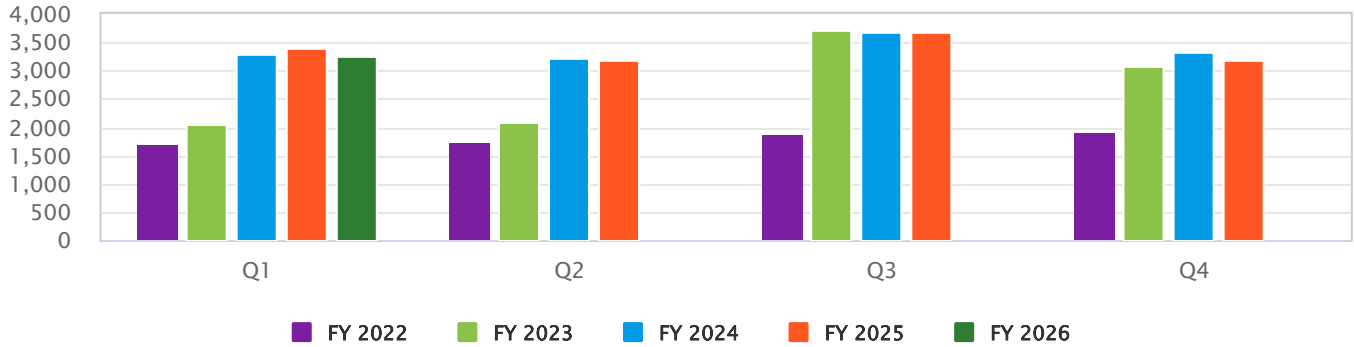


	Q1	Q2	Q3	Q4	Total
FY 2022	1,686	1,781	2,017	1,933	7,417
FY 2023	1,671	1,772	1,819	1,871	7,133
FY 2024	1,671	1,994	2,221	2,344	8,230
FY 2025	2,271	2,558	2,580	2,339	9,748
FY 2026	2,699	-	-	-	2,699

DISTRICT COURTS

Judicial

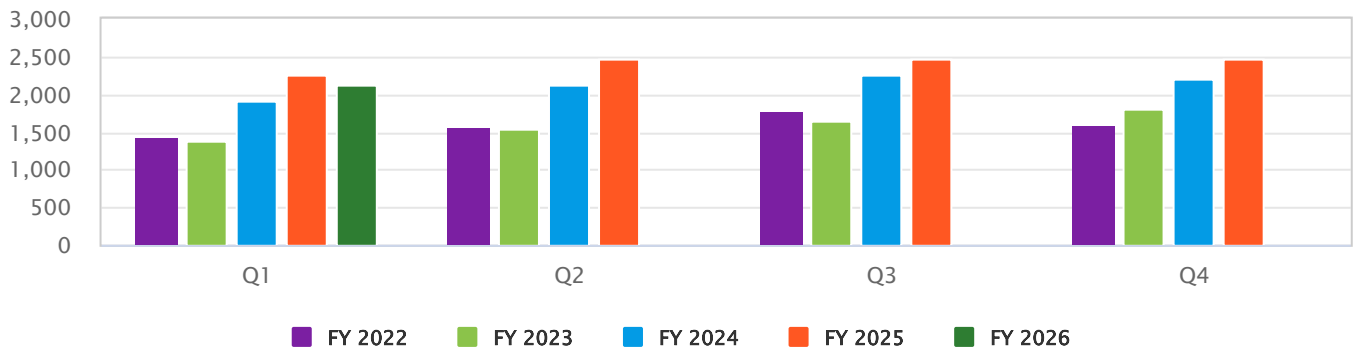
District Courts – Criminal Case Filings



	Q1	Q2	Q3	Q4	Total
FY 2022	1,693	1,748	1,861	1,922	7,224
FY 2023	2,037	2,106	3,702	3,092	10,937
FY 2024	3,303	3,230	3,694	3,313	13,540
FY 2025	3,385	3,198	3,668	3,198	13,449
FY 2026	3,242	-	-	-	3,242

Measure includes original cases filed, motions to revoke, cases reactivated, and all other cases added

District Courts – Criminal Dispositions

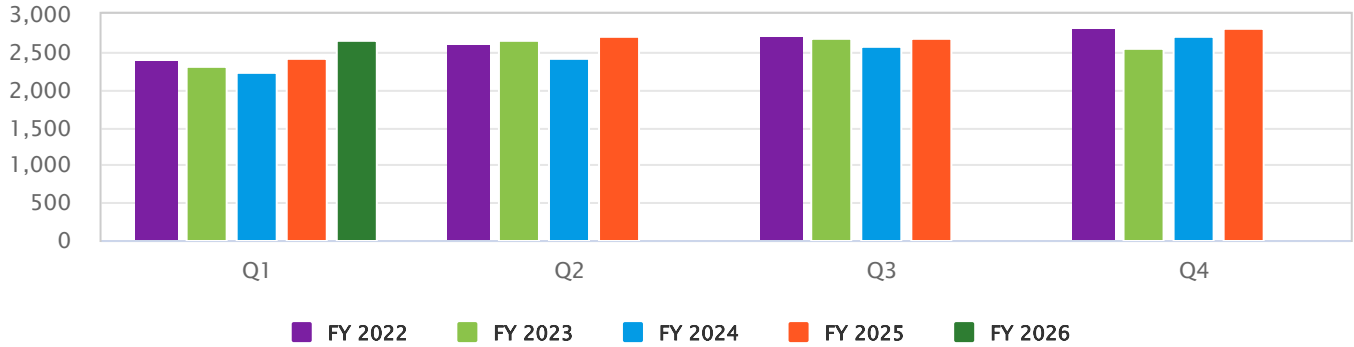


	Q1	Q2	Q3	Q4	Total
FY 2022	1,423	1,574	1,770	1,601	6,368
FY 2023	1,376	1,527	1,654	1,810	6,367
FY 2024	1,910	2,120	2,254	2,207	8,491
FY 2025	2,260	2,460	2,475	2,480	9,675
FY 2026	2,122	-	-	-	2,122

DISTRICT COURTS

Judicial

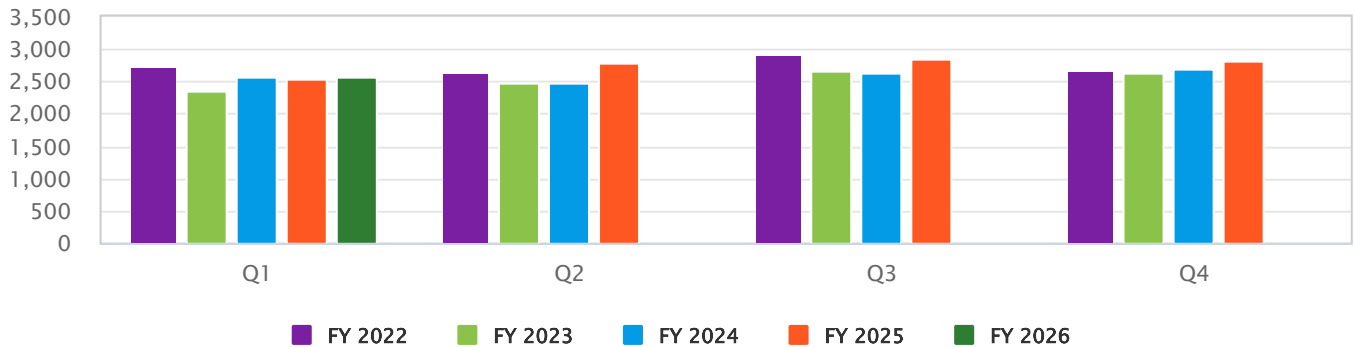
District Courts – Family Case Filings



	Q1	Q2	Q3	Q4	Total
FY 2022	2,396	2,608	2,697	2,815	10,516
FY 2023	2,304	2,655	2,688	2,540	10,187
FY 2024	2,225	2,418	2,587	2,713	9,943
FY 2025	2,429	2,707	2,693	2,807	10,636
FY 2026	2,655	-	-	-	2,655

Measure includes new cases filed, cases reactivated, and all other cases added

District Courts – Family Dispositions

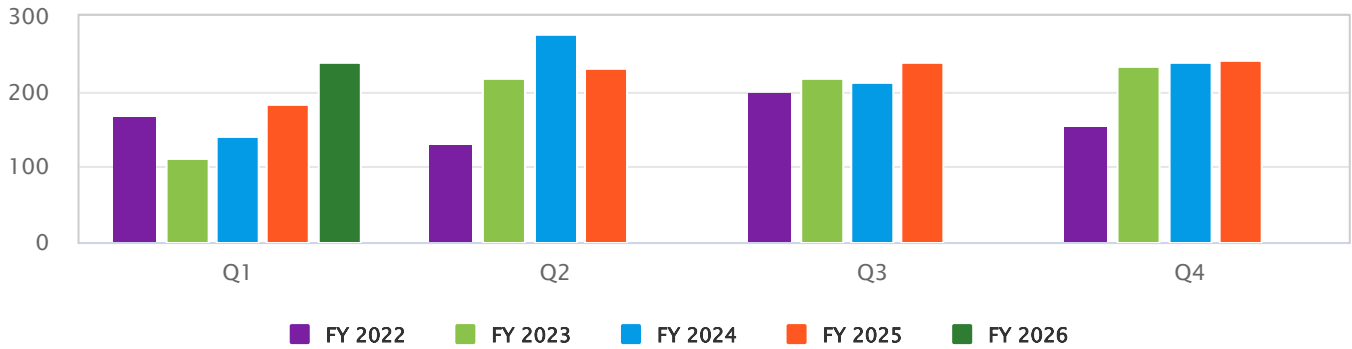


	Q1	Q2	Q3	Q4	Total
FY 2022	2,712	2,621	2,900	2,650	10,883
FY 2023	2,355	2,476	2,675	2,620	10,126
FY 2024	2,584	2,477	2,638	2,709	10,408
FY 2025	2,527	2,774	2,853	2,830	10,984
FY 2026	2,579	-	-	-	2,579

DISTRICT COURTS

Judicial

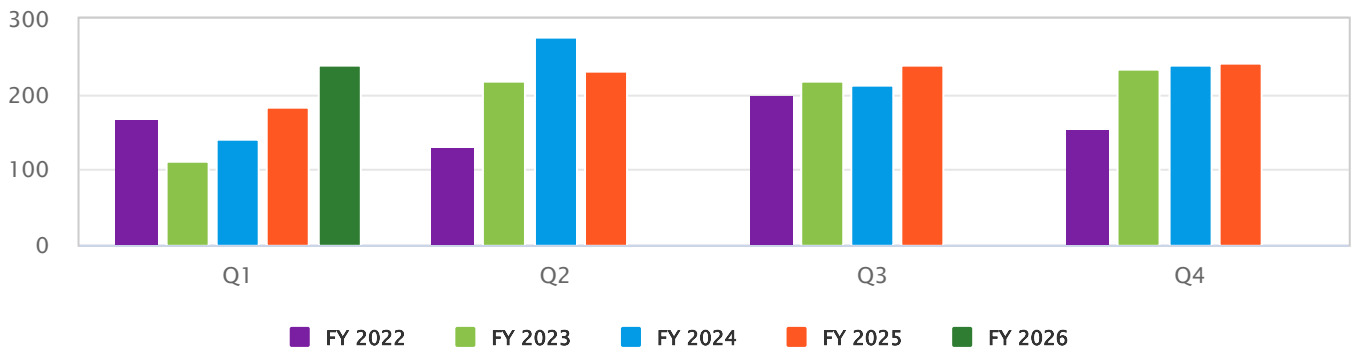
District Court – Juvenile Case Filings



	Q1	Q2	Q3	Q4	Total
FY 2022	167	131	198	154	650
FY 2023	111	218	218	233	780
FY 2024	142	275	212	239	868
FY 2025	183	230	238	241	892
FY 2026	239	-	-	-	239

Measure includes new petitions filed, motions to modify, cases reactivated, and all other cases added

District Court – Juvenile Dispositions

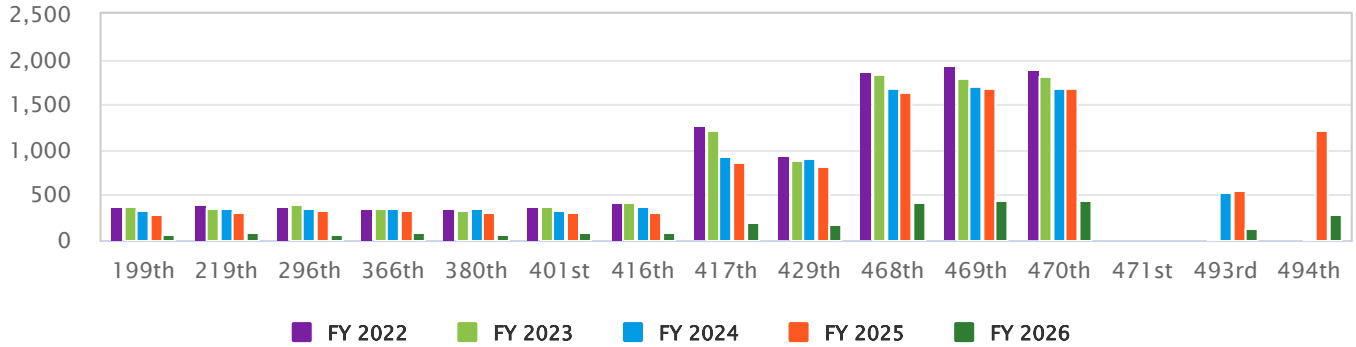


	Q1	Q2	Q3	Q4	Total
FY 2022	151	172	160	176	659
FY 2023	177	154	225	172	728
FY 2024	199	206	214	220	839
FY 2025	196	206	279	223	904
FY 2026	292	-	-	-	292

DISTRICT COURTS

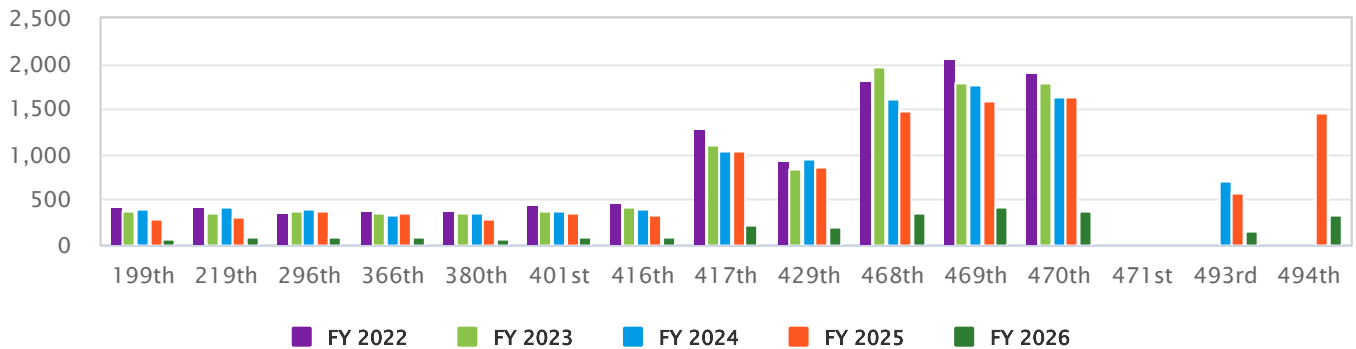
Judicial

District Courts – Total New Family Cases Filed by Court



	199th	219th	296th	366th	380th	401st	416th	417th	429th	468th	469th	470th	471st	493rd	494th	Total
FY 2022	380	405	375	365	352	374	416	1,263	928	1,849	1,920	1,889	-	-	-	10,516
FY 2023	374	353	392	362	342	377	419	1,208	886	1,842	1,799	1,806	-	27	-	10,187
FY 2024	340	351	352	346	350	341	386	935	911	1,689	1,711	1,671	-	530	30	9,943
FY 2025	297	311	339	321	304	314	311	858	819	1,628	1,676	1,680	-	552	1,226	10,636
FY 2026	75	78	68	81	75	83	86	205	180	426	432	439	-	131	296	2,655

District Courts – Total New Family Cases Disposed by Court

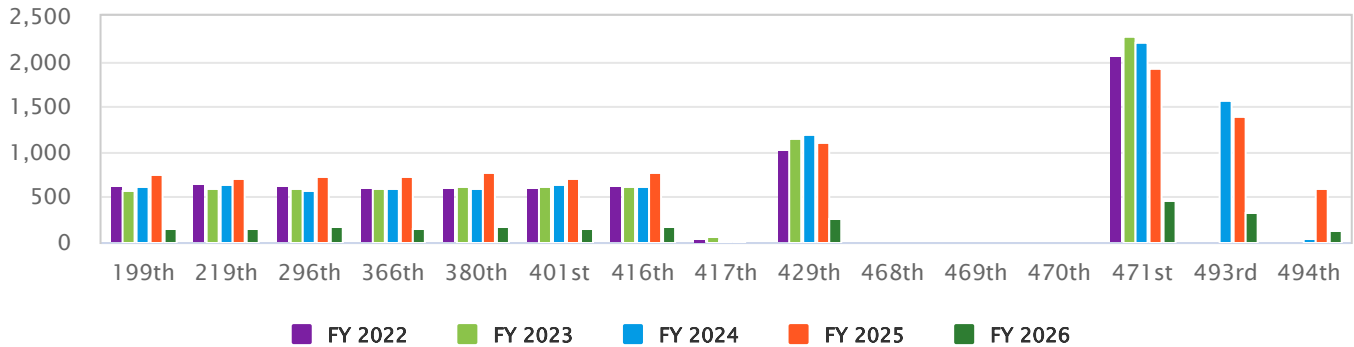


	199th	219th	296th	366th	380th	401st	416th	417th	429th	468th	469th	470th	471st	493rd	494th	Total
FY 2022	422	421	365	385	369	433	474	1,289	921	1,825	2,068	1,911	-	-	-	10,883
FY 2023	386	344	378	363	354	375	423	1,096	850	1,969	1,782	1,803	-	3	-	10,126
FY 2024	388	418	403	332	352	378	394	1,048	942	1,626	1,767	1,646	-	714	-	10,408
FY 2025	284	312	382	357	289	361	340	1,034	852	1,480	1,594	1,647	-	581	1,471	10,984
FY 2026	62	90	87	79	72	89	82	213	193	346	417	369	-	145	335	2,579

DISTRICT COURTS

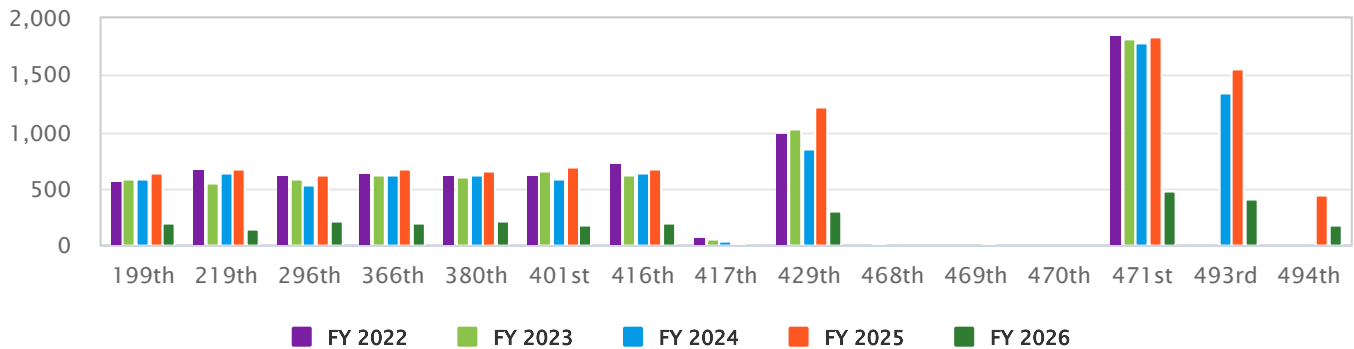
Judicial

District Courts – Total New Civil Cases Filed by Court



	199th	219th	296th	366th	380th	401st	416th	417th	429th	468th	469th	470th	471st	493rd	494th	Total
FY 2022	612	631	611	590	601	605	617	37	1,027	8	1	8	2,050	-	-	7,398
FY 2023	576	588	605	608	630	613	628	73	1,150	9	5	2	2,284	5	-	7,776
FY 2024	609	638	566	603	600	632	628	31	1,188	9	4	3	2,211	1,566	37	9,325
FY 2025	762	714	723	735	770	709	778	23	1,104	9	11	4	1,927	1,388	587	10,244
FY 2026	154	162	168	164	168	158	169	5	257	1	1	-	472	327	142	2,348

District Courts – Total New Civil Cases Disposed by Court

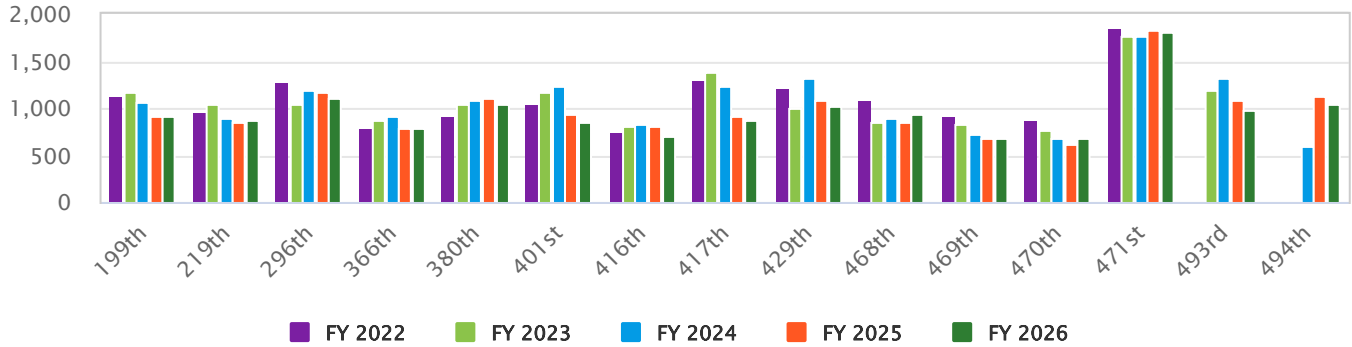


	199th	219th	296th	366th	380th	401st	416th	417th	429th	468th	469th	470th	471st	493rd	494th	Total
FY 2022	564	678	624	645	614	628	727	70	995	4	3	6	1,859	-	-	7,417
FY 2023	587	555	586	611	593	650	624	57	1,029	11	2	4	1,818	6	-	7,133
FY 2024	587	631	527	612	622	589	639	35	855	8	2	3	1,781	1,339	-	8,230
FY 2025	645	680	616	677	650	694	670	26	1,218	8	9	5	1,844	1,562	444	9,748
FY 2026	200	148	204	190	221	174	197	5	298	3	4	-	470	401	184	2,699

DISTRICT COURTS

Judicial

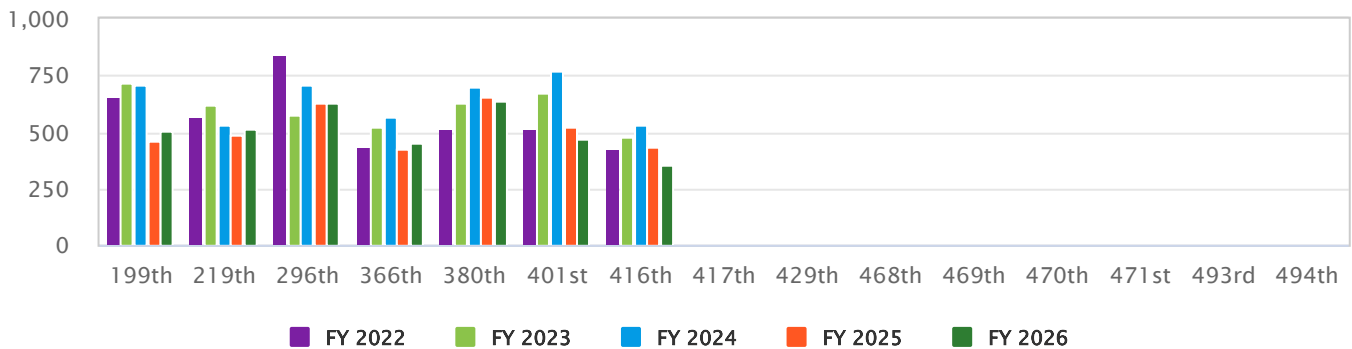
District Courts – Total Active Cases Pending by Court



	199th	219th	296th	366th	380th	401st	416th	417th	429th	468th	469th	470th	471st	493rd	494th	Total
FY 2022	1,126	966	1,282	792	913	1,045	751	1,307	1,212	1,085	917	878	1,846	-	-	14,120
FY 2023	1,170	1,047	1,053	881	1,052	1,172	798	1,374	1,008	855	840	762	1,762	1,200	-	14,974
FY 2024	1,066	895	1,188	925	1,078	1,231	820	1,235	1,310	883	722	682	1,774	1,329	602	15,740
FY 2025	916	850	1,160	791	1,117	935	803	925	1,082	856	672	614	1,822	1,080	1,130	14,753
FY 2026	924	876	1,099	784	1,053	861	704	862	1,025	930	682	679	1,809	984	1,046	14,318

Cases pending as of the last day of the fiscal year. FY 2026 pending as of December 31st, 2025.

District Courts – Total Active Criminal Cases Pending by Court



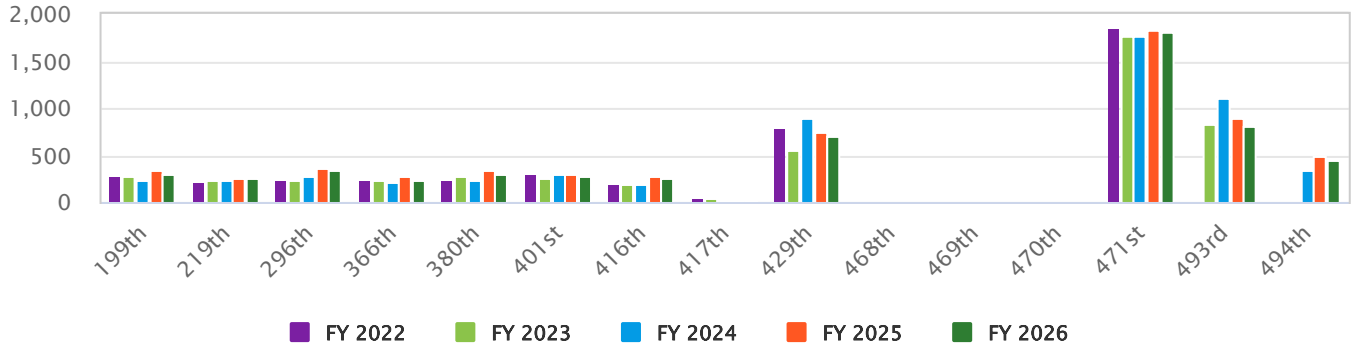
	199th	219th	296th	366th	380th	401st	416th	417th	429th	468th	469th	470th	471st	493rd	494th	Total
FY 2022	657	569	841	436	515	510	426	-	-	-	-	-	-	-	-	3,954
FY 2023	721	622	573	523	628	671	481	-	-	-	-	-	-	-	-	4,219
FY 2024	710	535	711	568	699	771	527	-	-	-	-	-	-	-	-	4,521
FY 2025	459	484	627	427	652	520	431	-	-	-	-	-	-	-	-	3,600
FY 2026	502	515	625	448	638	469	357	-	-	-	-	-	-	-	-	3,554

Cases pending as of the last day of the fiscal year. FY 2026 pending as of December 31st, 2025.

DISTRICT COURTS

Judicial

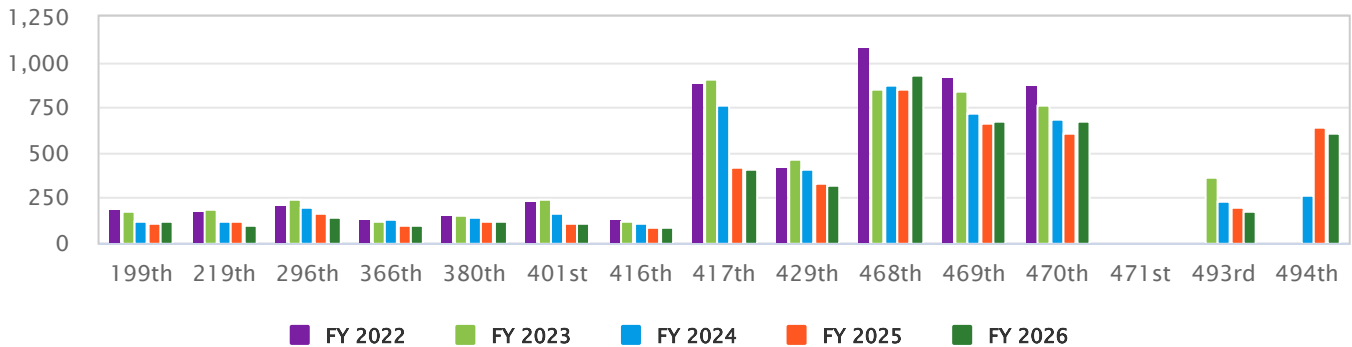
District Courts – Total Active Civil Cases Pending by Court



	199th	219th	296th	366th	380th	401st	416th	417th	429th	468th	469th	470th	471st	493rd	494th	Total
FY 2022	284	221	234	228	242	301	189	45	788	5	1	3	1,846	-	-	4,387
FY 2023	267	240	242	231	268	262	194	32	548	3	4	1	1,762	839	-	4,893
FY 2024	237	242	277	219	240	298	181	16	900	6	6	1	1,774	1,099	341	5,837
FY 2025	346	249	372	268	348	301	283	13	752	6	8	1	1,822	886	484	6,139
FY 2026	297	258	333	239	295	282	254	14	706	4	5	1	1,809	804	440	5,741

Cases pending as of the last day of the fiscal year. FY 2026 pending as of December 31st, 2025.

District Courts – Total Active Family Cases Pending by Court



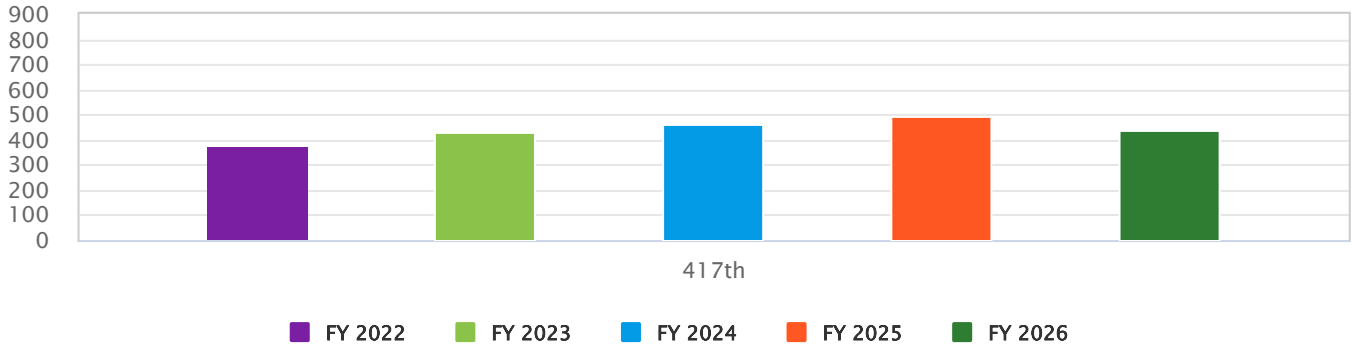
	199th	219th	296th	366th	380th	401st	416th	417th	429th	468th	469th	470th	471st	493rd	494th	Total
FY 2022	185	176	207	128	156	234	136	884	424	1,080	916	875	-	-	-	5,401
FY 2023	182	185	238	127	156	239	123	912	460	852	836	761	-	361	-	5,432
FY 2024	119	118	200	138	139	162	112	760	410	877	716	681	-	230	261	4,923
FY 2025	111	117	161	96	117	114	89	421	330	850	664	613	-	194	646	4,523
FY 2026	125	103	141	97	120	110	93	412	319	926	677	678	-	180	606	4,587

Cases pending as of the last day of the fiscal year. FY 2026 pending as of December 31st, 2025.

DISTRICT COURTS

Judicial

District Courts – Total Juvenile Cases Pending



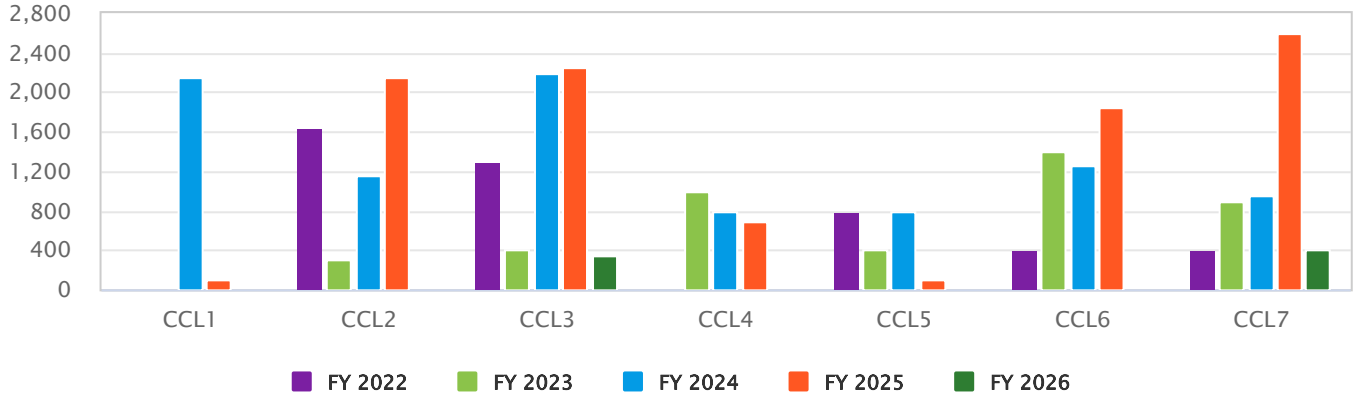
	FY 2022	FY 2023	FY 2024	FY 2025	FY 2026
417th	378	430	459	491	436

Cases pending as of the last day of the fiscal year. FY 2026 pending as of December 31st, 2025.

DRUG COURTS-COUNTY COURTS

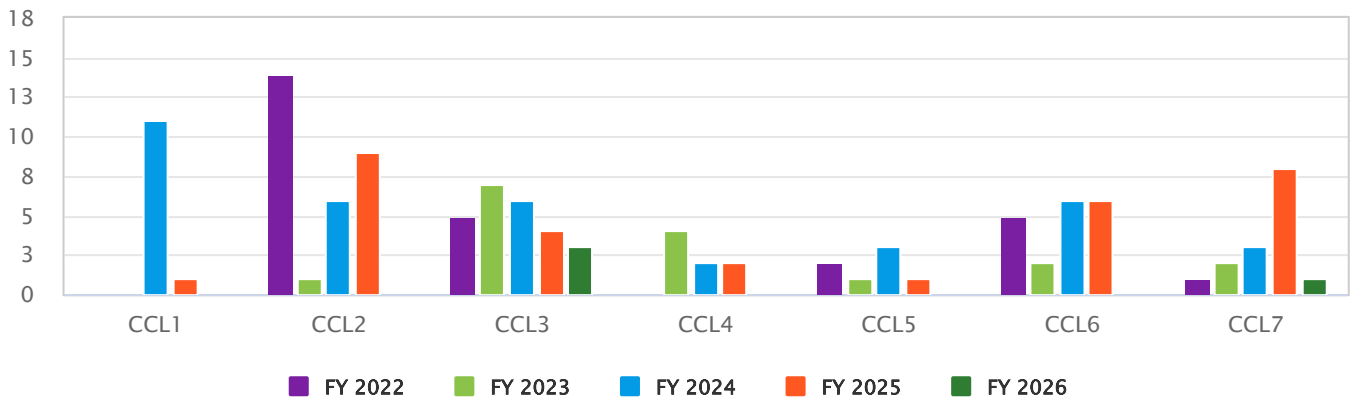
Judicial

County Courts - Total Participation Fees



	CCL1	CCL2	CCL3	CCL4	CCL5	CCL6	CCL7	Total
FY 2022	-	1,652	1,294	-	800	400	400	4,546
FY 2023	-	300	410	1,004	400	1,400	900	4,414
FY 2024	2,150	1,150	2,196	796	800	1,252	952	9,296
FY 2025	100	2,150	2,250	700	100	1,848	2,600	9,748
FY 2026	-	-	350	-	-	-	398	748

County Courts - Total Payment Transactions

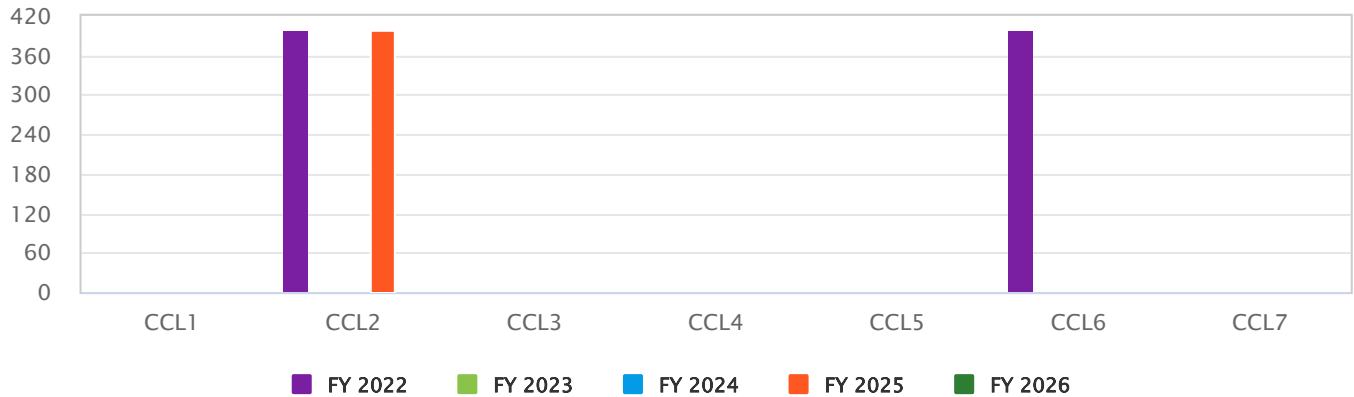


	CCL1	CCL2	CCL3	CCL4	CCL5	CCL6	CCL7	Total
FY 2022	-	14	5	-	2	5	1	27
FY 2023	-	1	7	4	1	2	2	17
FY 2024	11	6	6	2	3	6	3	37
FY 2025	1	9	4	2	1	6	8	31
FY 2026	-	-	3	-	-	-	1	4

DRUG COURTS-COUNTY COURTS

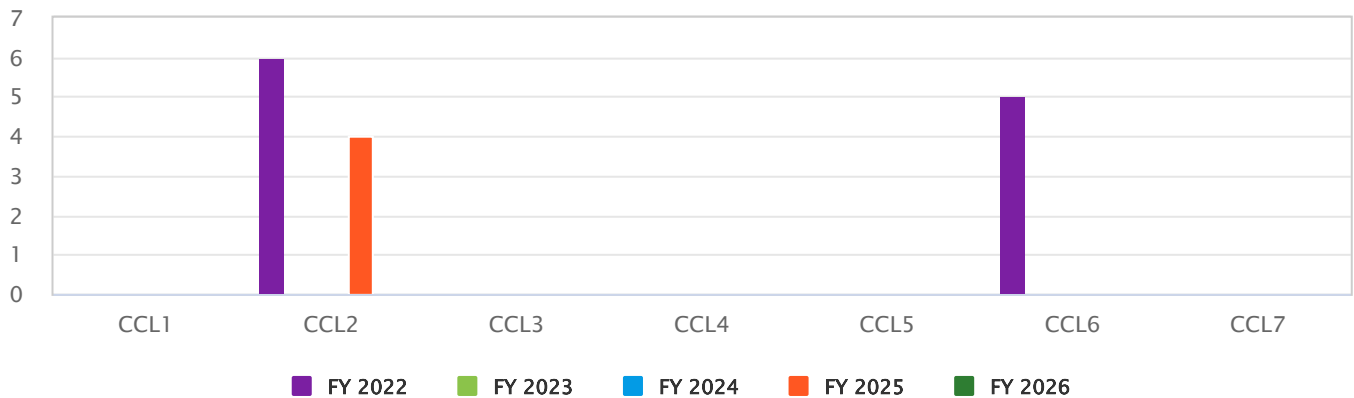
Judicial

County Courts – Total Drug Court Participation Fees



	CCL1	CCL2	CCL3	CCL4	CCL5	CCL6	CCL7	Total
FY 2022	-	400	-	-	-	400	-	800
FY 2023	-	-	-	-	-	-	-	-
FY 2024	-	-	-	-	-	-	-	-
FY 2025	-	400	-	-	-	-	-	400
FY 2026	-	-	-	-	-	-	-	-

County Courts – Total Drug Court Payment Transactions



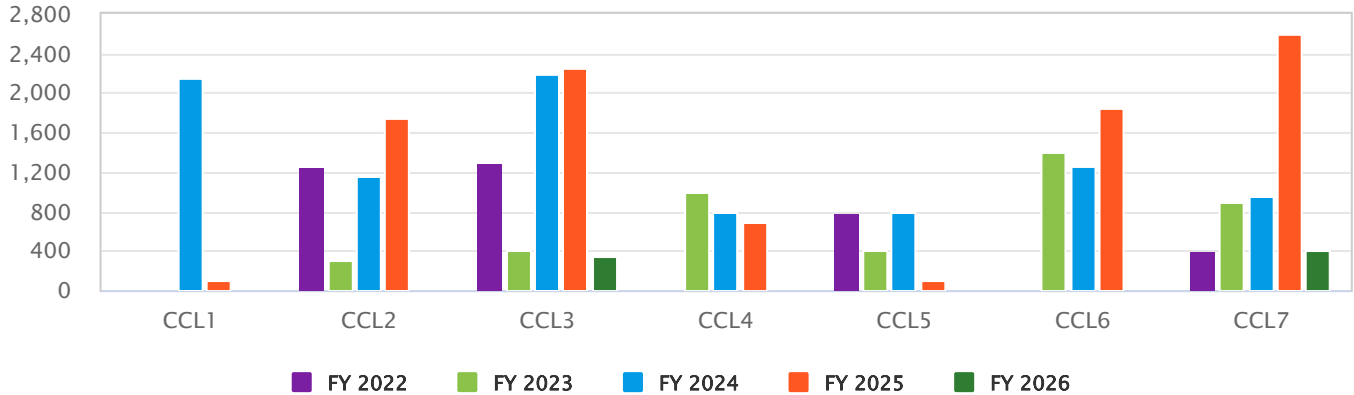
	CCL1	CCL2	CCL3	CCL4	CCL5	CCL6	CCL7	Total
FY 2022	-	6	-	-	-	5	-	11
FY 2023	-	-	-	-	-	-	-	-
FY 2024	-	-	-	-	-	-	-	-
FY 2025	-	4	-	-	-	-	-	4
FY 2026	-	-	-	-	-	-	-	-

DRUG COURTS-COUNTY COURTS

Judicial

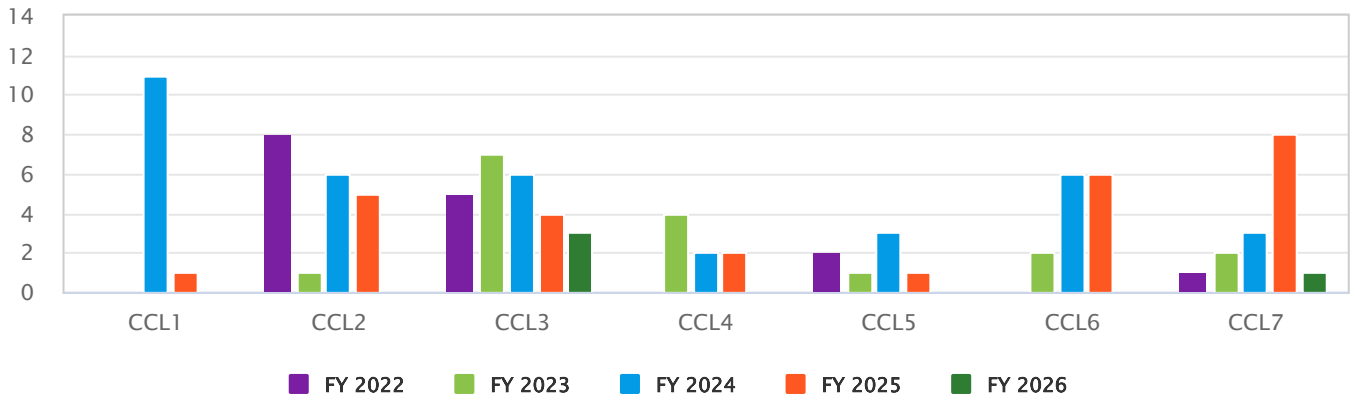
JUDICIAL

County Courts – Total Vet Court Program Participation Fees



	CCL1	CCL2	CCL3	CCL4	CCL5	CCL6	CCL7	Total
FY 2022	-	1,252	1,294	-	800	-	400	3,746
FY 2023	-	300	410	1,004	400	1,400	900	4,414
FY 2024	2,150	1,150	2,196	796	800	1,252	952	9,296
FY 2025	100	1,750	2,250	700	100	1,848	2,600	9,348
FY 2026	-	-	350	-	-	-	398	748

County Courts – Total Vet Court Program Payment Transactions

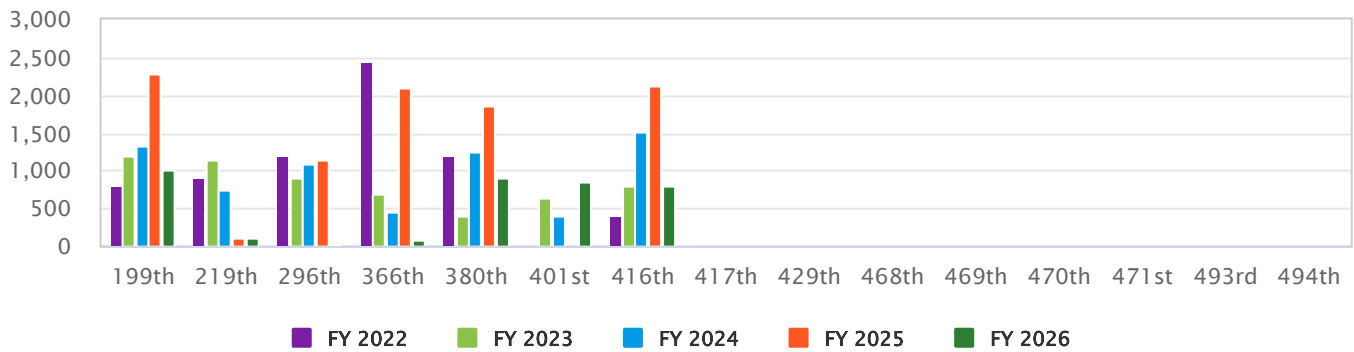


	CCL1	CCL2	CCL3	CCL4	CCL5	CCL6	CCL7	Total
FY 2022	-	8	5	-	2	-	1	16
FY 2023	-	1	7	4	1	2	2	17
FY 2024	11	6	6	2	3	6	3	37
FY 2025	1	5	4	2	1	6	8	27
FY 2026	-	-	3	-	-	-	1	4

DRUG COURTS-DISTRICT COURTS

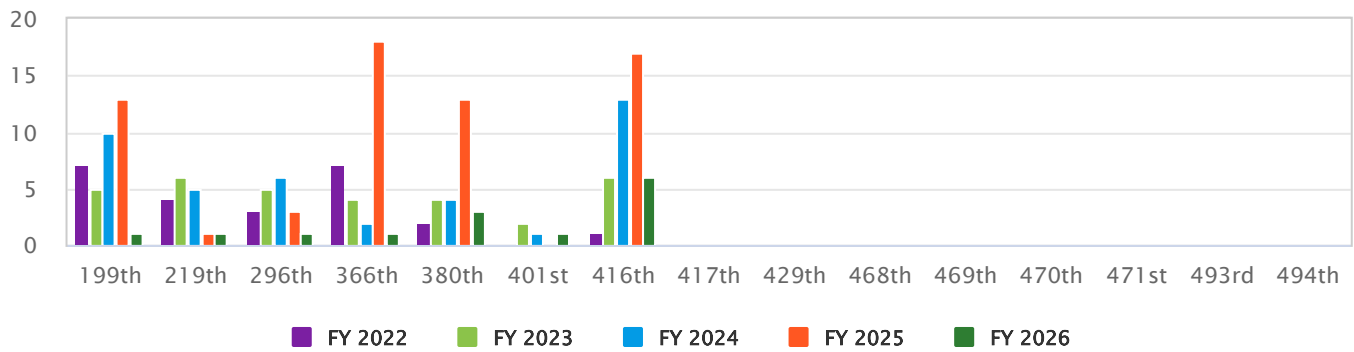
Judicial

District Courts - Total Participation Fees



	199th	219th	296th	366th	380th	401st	416th	417th	429th	468th	469th	470th	471st	493rd	494th	Total
FY 2022	795	900	1,200	2,452	1,200	-	400	-	-	-	-	-	-	-	-	6,947
FY 2023	1,204	1,150	900	700	400	650	800	-	-	-	-	-	-	-	-	5,804
FY 2024	1,321	750	1,100	450	1,240	400	1,525	-	-	-	-	-	-	-	-	6,786
FY 2025	2,275	100	1,150	2,100	1,860	-	2,125	-	-	-	-	-	-	-	-	9,610
FY 2026	1,000	100	30	82	900	850	799	-	-	-	-	-	-	-	-	3,761

District Courts – Total Payment Transactions

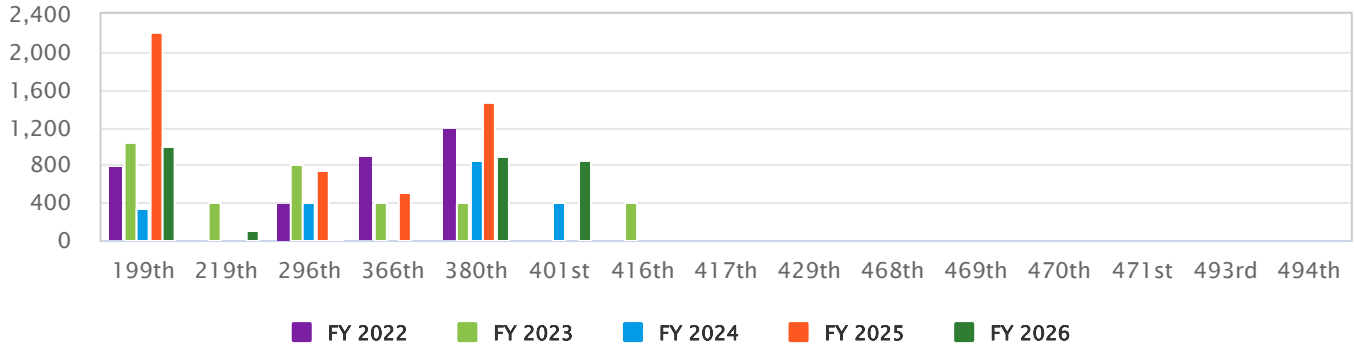


	199th	219th	296th	366th	380th	401st	416th	417th	429th	468th	469th	470th	471st	493rd	494th	Total
FY 2022	7	4	3	7	2	-	1	-	-	-	-	-	-	-	-	24
FY 2023	5	6	5	4	4	2	6	-	-	-	-	-	-	-	-	32
FY 2024	10	5	6	2	4	1	13	-	-	-	-	-	-	-	-	41
FY 2025	13	1	3	18	13	-	17	-	-	-	-	-	-	-	-	65
FY 2026	1	1	1	1	3	1	6	-	-	-	-	-	-	-	-	14

DRUG COURTS-DISTRICT COURTS

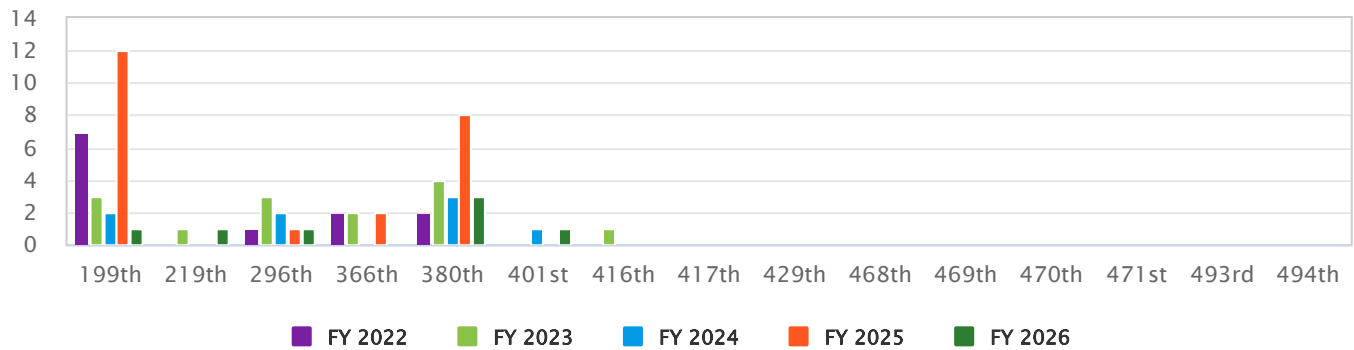
Judicial

District Courts – Total Vet Court Program Participation Fees



	199th	219th	296th	366th	380th	401st	416th	417th	429th	468th	469th	470th	471st	493rd	494th	Total
FY 2022	795	-	400	900	1,200	-	-	-	-	-	-	-	-	-	-	3,295
FY 2023	1,050	400	800	400	400	-	400	-	-	-	-	-	-	-	-	3,450
FY 2024	350	-	400	-	840	400	-	-	-	-	-	-	-	-	-	1,990
FY 2025	2,200	-	750	500	1,460	-	-	-	-	-	-	-	-	-	-	4,910
FY 2026	1,000	100	30	-	900	850	-	-	-	-	-	-	-	-	-	2,880

District Courts – Total Vet Court Program Payment Transactions



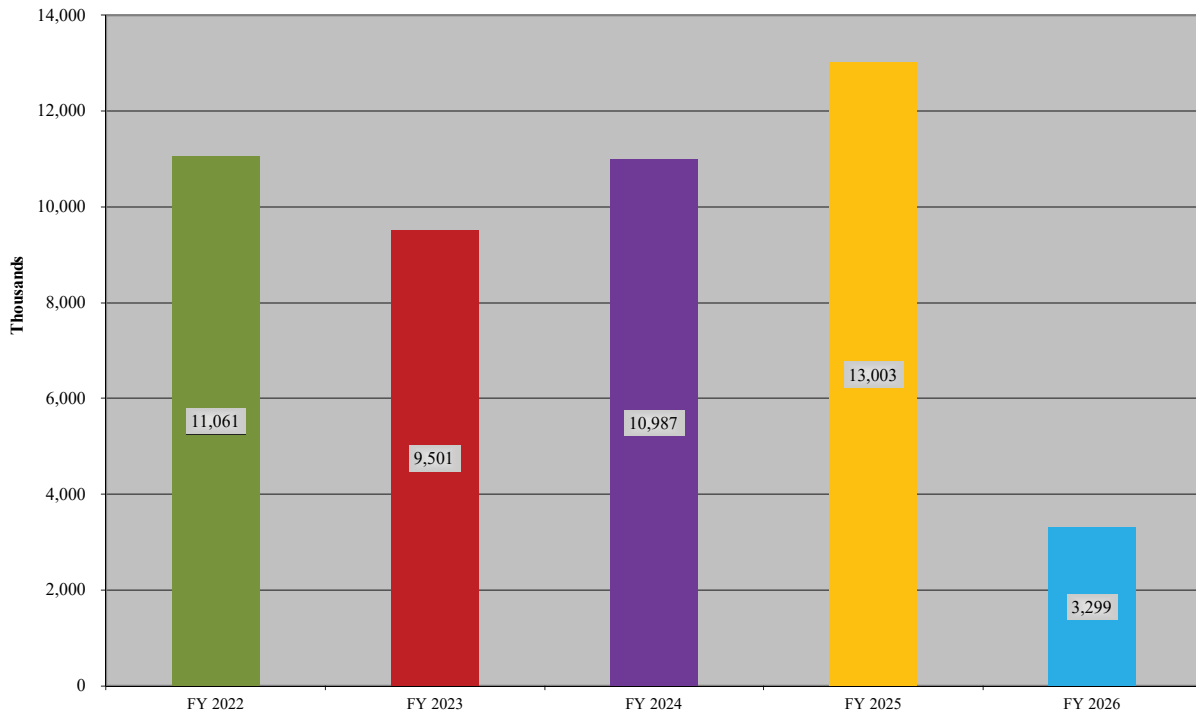
	199th	219th	296th	366th	380th	401st	416th	417th	429th	468th	469th	470th	471st	493rd	494th	Total
FY 2022	7	-	1	2	2	-	-	-	-	-	-	-	-	-	-	12
FY 2023	3	1	3	2	4	-	1	-	-	-	-	-	-	-	-	14
FY 2024	2	-	2	-	3	1	-	-	-	-	-	-	-	-	-	8
FY 2025	12	-	1	2	8	-	-	-	-	-	-	-	-	-	-	23
FY 2026	1	1	1	-	3	1	-	-	-	-	-	-	-	-	-	7

INDIGENT DEFENSE

Judicial

JUDICIAL

Indigent Defense Expenditures by Fiscal Year
As of December 31, 2025
(Includes Ad Litem, Juvenile and Capital Murder)

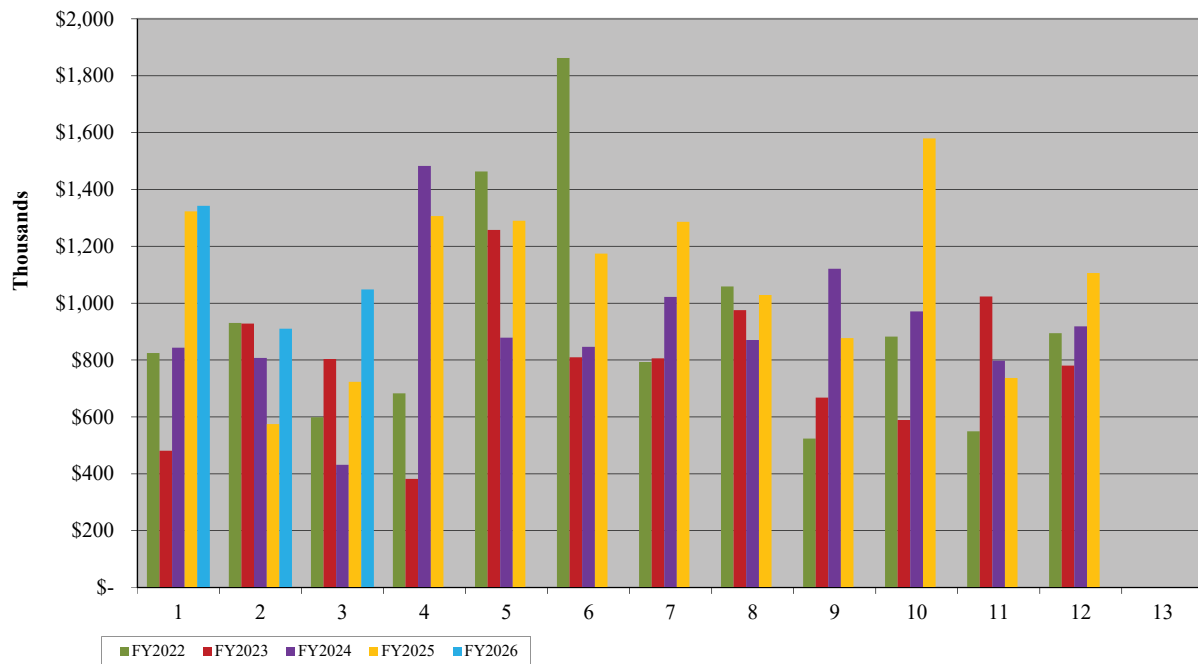


INDIGENT DEFENSE

Judicial

JUDICIAL

Indigent Defense Expenditures by Month (All Courts) As of December 31, 2025

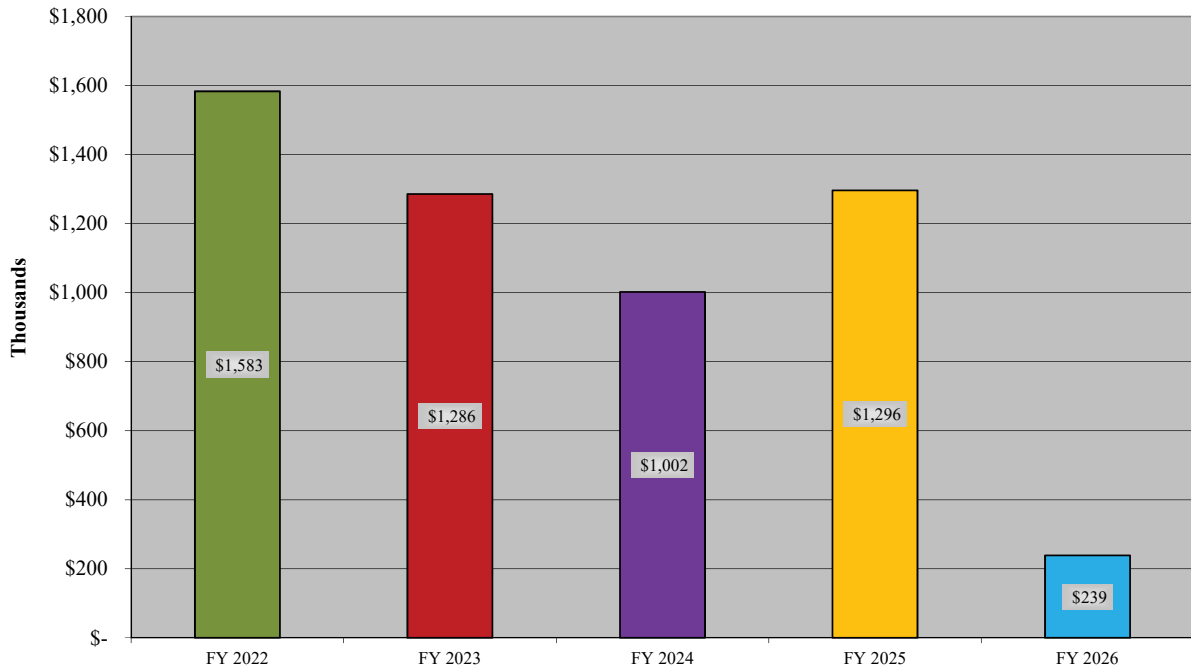


INDIGENT DEFENSE

Judicial

JUDICIAL

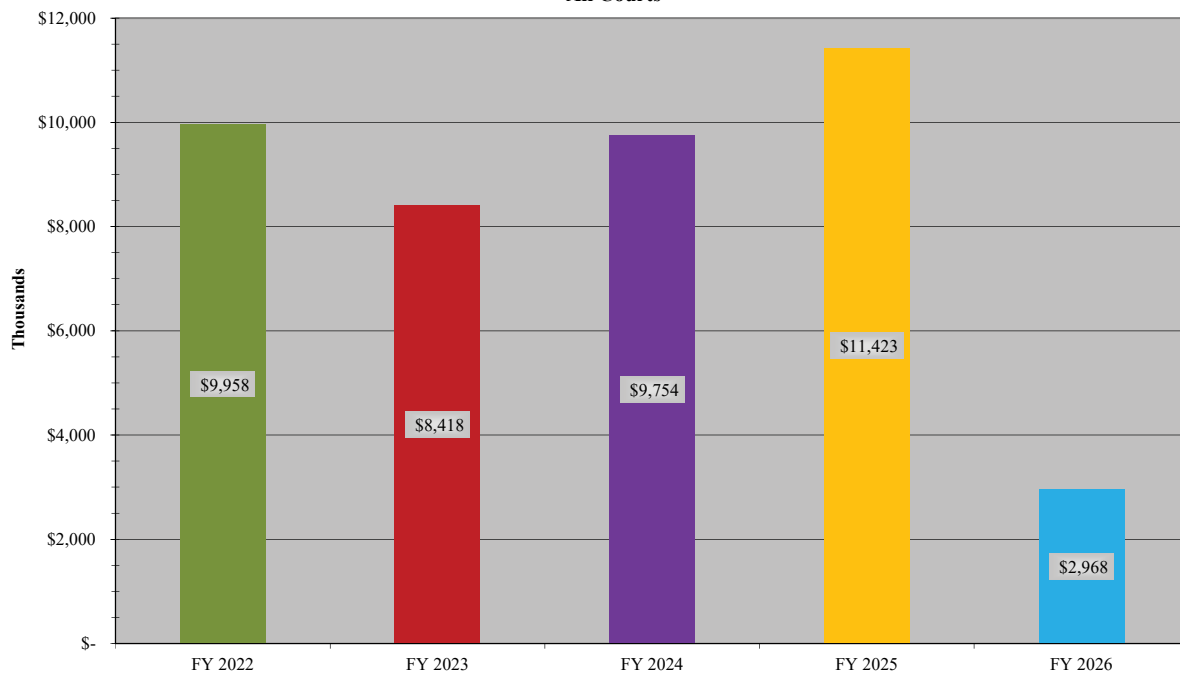
Ad Litem Expenditures by Fiscal Year As of December 31, 2025



INDIGENT DEFENSE

Judicial

Court Appointed Attorney Expenditures by Fiscal Year
As of December 31, 2025
All Courts



INDIGENT DEFENSE

Judicial

JUDICIAL

Indigent Defense - Exp by Cat
As of December 31, 2025

New	Category	FY 2022	FY 2023	FY 2024	FY 2025	FY 2026
626420	Court Appointed Attorney	\$ 9,957,680	\$ 8,417,560	\$ 9,754,126	\$11,422,925	\$ 2,968,472
626502	Reporters Records	\$ 254,239	\$ 280,051	\$ 334,882	\$ 403,756	\$ 72,474
626412	Interpreter	\$ 169,812	\$ 169,185	\$ 180,940	\$ 230,256	\$ 48,597
626401	Consultants	\$ 135,082	\$ 107,137	\$ 103,863	\$ 93,214	\$ 49,441
626531	Witness Costs	\$ 49,027	\$ 39,407	\$ 45,306	\$ 101,071	\$ 29,250
626403	Psychological Evaluations	\$ 336,050	\$ 305,477	\$ 324,811	\$ 452,312	\$ 89,668
626532	Investigation Expense	\$ 112,117	\$ 159,268	\$ 187,183	\$ 248,546	\$ 34,340
658701	Miscellaneous	\$ 47,274	\$ 22,739	\$ 55,648	\$ 50,954	\$ 7,109
FY Totals		\$ 11,061,283	\$ 9,500,824	\$10,986,759	\$13,003,034	\$ 3,299,349
CAA % of Total		0.900228366	0.88598208	0.887807337	0.878481481	0.899714225

INDIGENT DEFENSE



JUDICIAL

Summary of Indigent Defense Expenditures and Cases per Court by Year
As of December 31, 2025

By Court	FY 2022		FY 2023		FY 2024		FY 2025		FY 2026		TOTAL		Average
	Expenditures	Case Count*	Expenditures	Case Count*	Expenditures	Case Count*	Expenditures	Case Count*	Expenditures	Case Count*	Expenditures	Case Count*	
District Court 199	\$ 1,066,197	631	\$ 943,154	697	\$ 1,134,373	808	\$ 1,385,893	1,030	\$ 333,272	291	\$ 4,862,889	3,457	\$ 1,407
District Court 219	\$ 965,817	680	\$ 668,863	652	\$ 849,136	901	\$ 807,193	831	\$ 285,037	242	\$ 3,576,046	3,306	\$ 1,082
District Court 296	\$ 1,110,437	741	\$ 893,681	729	\$ 946,595	728	\$ 1,043,862	947	\$ 269,140	262	\$ 4,263,715	3,407	\$ 1,251
District Court 366	\$ 852,888	662	\$ 754,606	648	\$ 855,069	835	\$ 1,180,425	1,003	\$ 232,124	247	\$ 3,875,111	3,395	\$ 1,141
District Court 380	\$ 795,020	688	\$ 695,922	712	\$ 920,594	858	\$ 915,261	900	\$ 315,946	258	\$ 3,642,744	3,416	\$ 1,066
District Court 401	\$ 637,573	667	\$ 533,381	580	\$ 744,440	792	\$ 951,599	926	\$ 208,613	211	\$ 3,075,604	3,176	\$ 968
District Court 416	\$ 696,858	595	\$ 601,268	620	\$ 732,452	837	\$ 888,350	852	\$ 276,120	217	\$ 3,245,048	3,121	\$ 1,040
District Court 417	\$ 1,059,257	1,043	\$ 1,008,043	1,305	\$ 1,081,804	1,418	\$ 1,461,892	1,597	\$ 449,356	629	\$ 5,080,352	5,992	\$ 848
District Court 429	\$ 3,270	1	\$ 15,788	13	\$ 69,812	11	\$ 28,895	17	\$ 4,367	5	\$ 121,932	47	\$ 2,594
District Court 468	\$ 258,001	62	\$ 250,353	58	\$ 157,155	57	\$ 258,107	54	\$ 16,226	1	\$ 939,842	232	\$ 4,051
District Court 469	\$ 361,995	54	\$ 287,863	55	\$ 202,953	58	\$ 243,914	58	\$ 23,140	19	\$ 1,119,866	244	\$ 4,590
District Court 470	\$ 147,565	40	\$ 154,249	45	\$ 116,489	40	\$ 147,138	57	\$ 32,221	29	\$ 597,662	211	\$ 2,833
District Court 471	\$ -	-	\$ 1,670	1	\$ -	-	\$ 6,642	1	\$ 1,450	-	\$ 9,762	2	\$ 4,881
District Court 493	\$ -	-	\$ -	-	\$ 1,205	-	\$ 1,887	-	\$ 350	-	\$ 3,442	-	\$ -
District Court 494	\$ -	-	\$ -	-	\$ -	-	\$ 500	-	\$ 968	-	\$ 1,468	-	\$ -
County Court 1	\$ 318,670	504	\$ 369,529	677	\$ 434,017	762	\$ 484,505	818	\$ 118,441	189	\$ 1,725,162	2,850	\$ 585
County Court 2	\$ 378,502	575	\$ 334,701	631	\$ 386,142	708	\$ 475,194	791	\$ 111,700	181	\$ 1,696,228	2,886	\$ 588
County Court 3	\$ 458,376	684	\$ 346,259	676	\$ 491,495	895	\$ 512,282	873	\$ 122,350	205	\$ 1,930,762	3,333	\$ 579
County Court 4	\$ 510,473	715	\$ 327,335	615	\$ 433,586	780	\$ 487,394	803	\$ 91,640	143	\$ 1,850,427	3,056	\$ 606
County Court 5	\$ 358,763	580	\$ 347,709	624	\$ 379,532	685	\$ 515,269	869	\$ 120,034	180	\$ 1,718,307	2,938	\$ 585
County Court 6	\$ 338,369	484	\$ 303,565	564	\$ 361,360	644	\$ 469,288	761	\$ 114,847	169	\$ 1,576,429	2,622	\$ 602
County Court 7	\$ 357,904	529	\$ 360,735	658	\$ 418,873	764	\$ 529,753	906	\$ 104,685	167	\$ 1,771,950	3,024	\$ 586
Probate	\$ 102,799	101	\$ 128,619	123	\$ 97,672	98	\$ 86,416	62	\$ 30,733	17	\$ 446,239	401	\$ 1,113
JP1	\$ 1,400	1	\$ 255	-	\$ -	-	\$ 720	-	\$ -	-	\$ 2,375	1	\$ 2,375
JP2	\$ 170	-	\$ 368	-	\$ 625	2	\$ 900	1	\$ -	-	\$ 2,063	3	\$ 688
JP3-1	\$ -	-	\$ 400	-	\$ -	-	\$ 813	1	\$ -	-	\$ 1,213	1	\$ 1,213
JP3-2	\$ -	-	\$ -	-	\$ -	-	\$ -	-	\$ -	-	\$ -	-	\$ -
JP4	\$ -	-	\$ -	-	\$ -	-	\$ -	-	\$ -	-	\$ -	-	\$ -
MEN	\$ 128	1	\$ -	-	\$ -	-	\$ -	-	\$ -	-	\$ 128	1	\$ 128
Magistrate	\$ 282,853	534	\$ 172,508	603	\$ 111,380	445	\$ 109,154	437	\$ 36,590	165	\$ 712,484	2,184	\$ 326
Total	\$ 11,061,283	10,572	\$ 9,500,824	11,286	\$ 10,986,759	13,126	\$ 13,003,034	14,595	\$ 3,299,349	3,827	\$ 47,851,249	53,406	\$ 896
Average Case Cost	\$ 1,046		\$ 842		\$ 837		\$ 891		\$ 862		\$ 896		

By Court Type	Expenditures	Case Count*	Expenditures	Case Count*	Expenditures	Case Count*	Expenditures	Case Count*	Expenditures	Case Count*	Expenditures	Case Count*
District Court	\$ 7,954,876	5,864	\$ 6,808,842	6,115	\$ 7,862,077	7,343	\$ 9,341,357	8,273	\$ 2,448,330	2,411	\$ 34,415,483	30,006
County Court	\$ 2,821,856	4,172	\$ 2,518,451	4,568	\$ 3,012,677	5,336	\$ 3,550,091	5,883	\$ 814,430	1,251	\$ 12,717,504	21,210
JP Court	\$ 1,570	1	\$ 1,023	0	\$ 625	2	\$ 2,433	2	\$ -	0	\$ 5,651	5
MEN	\$ 128	1	\$ -	0	\$ -	0	\$ -	0	\$ -	0	\$ 128	1
Magistrate	\$ 282,853	534	\$ 172,508	603	\$ 111,380	445	\$ 109,154	437	\$ 36,590	165	\$ 712,484	2,184
Total	\$ 11,061,283	10,572	\$ 9,500,824	11,286	\$ 10,986,759	13,126	\$ 13,003,034	14,595	\$ 3,299,349	3,827	\$ 47,851,249	53,406

By Case Type	Expenditures	Case Count*	Expenditures	Case Count*	Expenditures	Case Count*	Expenditures	Case Count*	Expenditures	Case Count*	Expenditures	Case Count*
Felony	\$ 3,740,501	3,865	\$ 3,044,369	3,903	\$ 3,676,670	4,606	\$ 4,641,228	5,452	\$ 1,291,935	1,491	\$ 16,394,703	19,317
Misdemeanor	\$ 2,181,418	3,465	\$ 2,226,803	4,400	\$ 2,887,560	5,114	\$ 3,316,795	5,913	\$ 762,947	1,315	\$ 11,175,123	20,207
Ad Litem	\$ 1,583,111	318	\$ 1,285,669	328	\$ 1,001,998	290	\$ 1,296,104	312	\$ 238,716	133	\$ 5,405,598	1,381
Juvenile	\$ 704,383	985	\$ 723,667	1,249	\$ 904,720	1,382	\$ 1,081,455	1,532	\$ 330,845	593	\$ 3,745,070	5,741
Capital Murder	\$ 476,471	18	\$ 397,221	18	\$ 368,997	19	\$ 355,873	15	\$ 176,864	5	\$ 1,775,226	75
Appeals *	\$ 257,000	60	\$ 213,742	44	\$ 345,730	57	\$ 349,730	49	\$ 61,228	13	\$ 1,227,430	223
Judge Qualified	\$ 559,201	317	\$ 397,450	278	\$ 464,056	309	\$ 416,382	97	\$ 112,258	13	\$ 1,949,348	1,014
Mental Health	\$ 1,067,415	1,415	\$ 686,917	917	\$ 1,079,452	1,213	\$ 1,063,470	1,113	\$ 217,286	236	\$ 4,114,540	4,894
Other Expenses	\$ 26,647	4	\$ 20,880	2	\$ 15,469	5	\$ 2,500	0	\$ -	0	\$ 65,496	11
Other	\$ 465,135	125	\$ 504,105	147	\$ 442,108	131	\$ 479,498	112	\$ 107,871	28	\$ 1,998,717	543
Total	\$ 11,061,283	10,572	\$ 9,500,824	11,286	\$ 10,986,759	13,126	\$ 13,003,034	14,595	\$ 3,299,349	3,827	\$ 47,851,249	53,406

INDIGENT DEFENSE

Judicial

JUDICIAL

Indigent Defense - Monthly Sum
As of December 31, 2025

	FY2022	FY2023	FY2024	FY2025	FY2026
Oct	\$ 824,224	\$ 480,428	\$ 842,940	\$ 1,322,304	\$ 1,341,832
Nov	\$ 930,155	\$ 927,768	\$ 806,903	\$ 574,409	\$ 909,632
Dec	\$ 598,816	\$ 803,732	\$ 431,232	\$ 723,316	\$ 1,047,885
Jan	\$ 682,486	\$ 382,057	\$ 1,482,575	\$ 1,306,173	\$ -
Feb	\$ 1,462,848	\$ 1,257,481	\$ 878,057	\$ 1,289,505	\$ -
Mar	\$ 1,862,253	\$ 809,209	\$ 845,890	\$ 1,174,155	\$ -
Apr	\$ 793,171	\$ 805,380	\$ 1,022,041	\$ 1,285,931	\$ -
May	\$ 1,058,578	\$ 974,906	\$ 869,866	\$ 1,028,613	\$ -
Jun	\$ 523,478	\$ 667,920	\$ 1,120,849	\$ 877,255	\$ -
Jul	\$ 881,784	\$ 588,729	\$ 970,451	\$ 1,579,305	\$ -
Aug	\$ 549,368	\$ 1,023,093	\$ 797,627	\$ 736,643	\$ -
Sep	\$ 894,122	\$ 780,119	\$ 918,329	\$ 1,105,425	\$ -
13th Period	\$ -	\$ -	\$ -	\$ -	\$ -
FY Totals	\$ 11,061,283	\$ 9,500,824	\$ 10,986,759	\$ 13,003,034	\$ 3,299,349

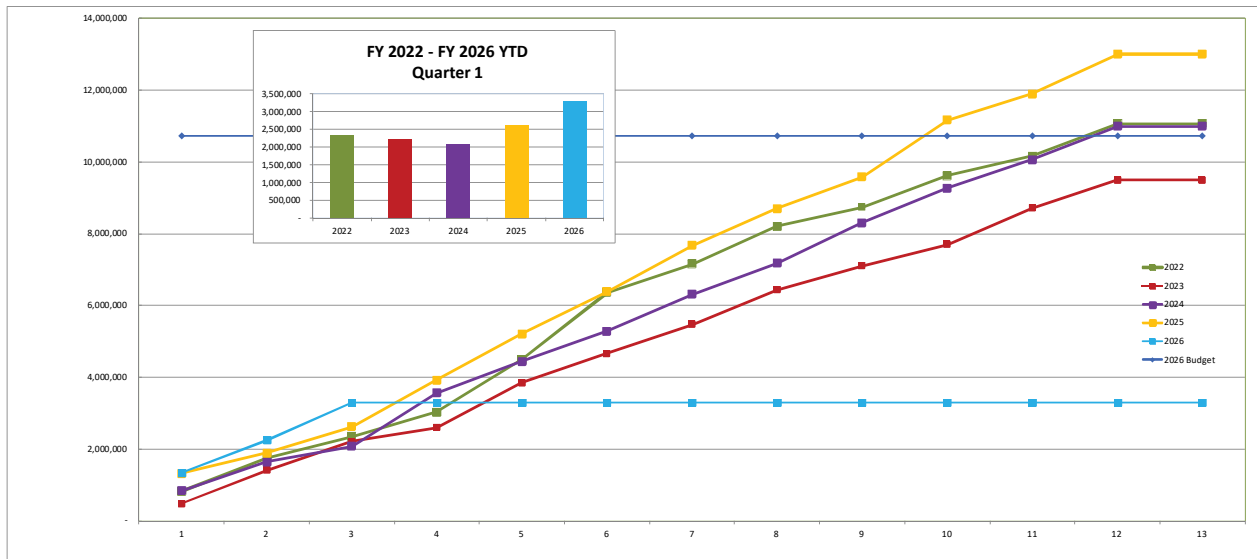
INDIGENT DEFENSE

Judicial

JUDICIAL

Indigent Defense
Cumulative Expenditures
As of December 31, 2025

	Oct*	Nov	Dec	Jan	Feb	Mar	Apr	May	Jun	Jul	Aug	Sep*	13th Period
	Period 1	Period 2	Period 3	Period 4	Period 5	Period 6	Period 7	Period 8	Period 9	Period 10	Period 11	Period 12	Period 13
2022	824,224	1,754,379	2,353,196	3,035,681	4,498,530	6,360,783	7,153,953	8,212,531	8,736,008	9,617,793	10,167,160	11,061,283	11,061,283
2023	480,428	1,408,196	2,211,928	2,593,985	3,851,467	4,660,676	5,466,056	6,440,962	7,108,882	7,697,611	8,720,705	9,500,824	9,500,824
2024	842,940	1,649,842	2,081,074	3,563,649	4,441,707	5,287,596	6,309,637	7,179,503	8,300,353	9,270,804	10,068,431	10,986,759	10,986,759
2025	1,322,304	1,896,713	2,620,029	3,926,202	5,215,707	6,389,862	7,675,793	8,704,406	9,581,661	11,160,966	11,897,609	13,003,034	13,003,034
2026	1,341,832	2,251,464	3,299,349	3,299,349	3,299,349	3,299,349	3,299,349	3,299,349	3,299,349.38	3,299,349.38	3,299,349.38	3,299,349.38	3,299,349.38
2026 Budget	10,724,987	10,724,987	10,724,987	10,724,987	10,724,987	10,724,987	10,724,987	10,724,987	10,724,987	10,724,987	10,724,987	10,724,987	10,724,987

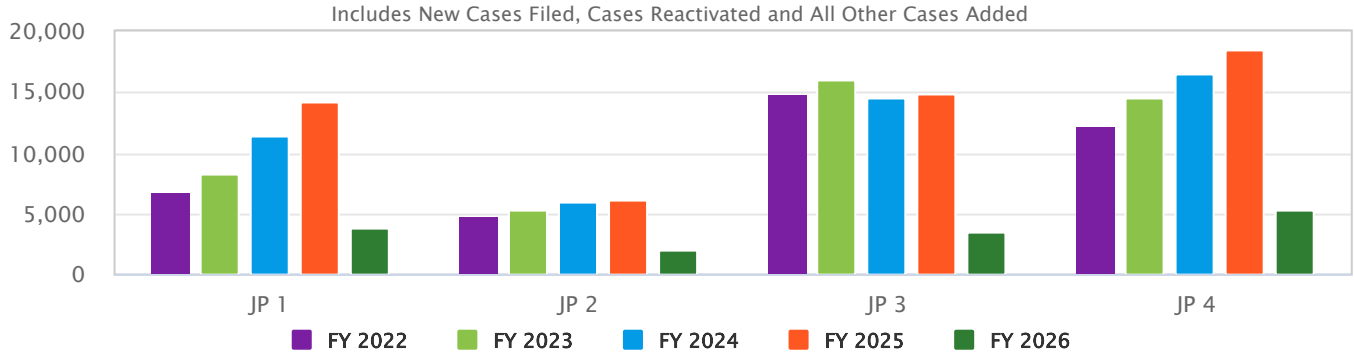


JUSTICE OF THE PEACE - HIGH LEVEL

Judicial

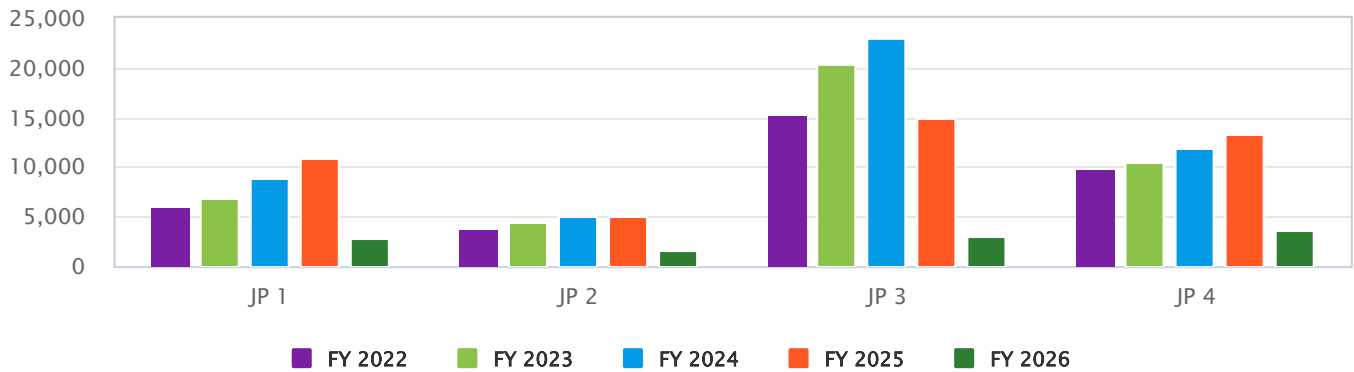
JUDICIAL

Total Cases Filed (Criminal, Civil, and Truant Cases)



	JP 1	JP 2	JP 3	JP 4
FY 2022	6,743	4,784	14,926	12,198
FY 2023	8,283	5,316	16,058	14,611
FY 2024	11,326	6,028	14,529	16,498
FY 2025	14,276	6,081	14,894	18,434
FY 2026	3,838	1,964	3,441	5,293

JP Courts – Total Cases Disposed

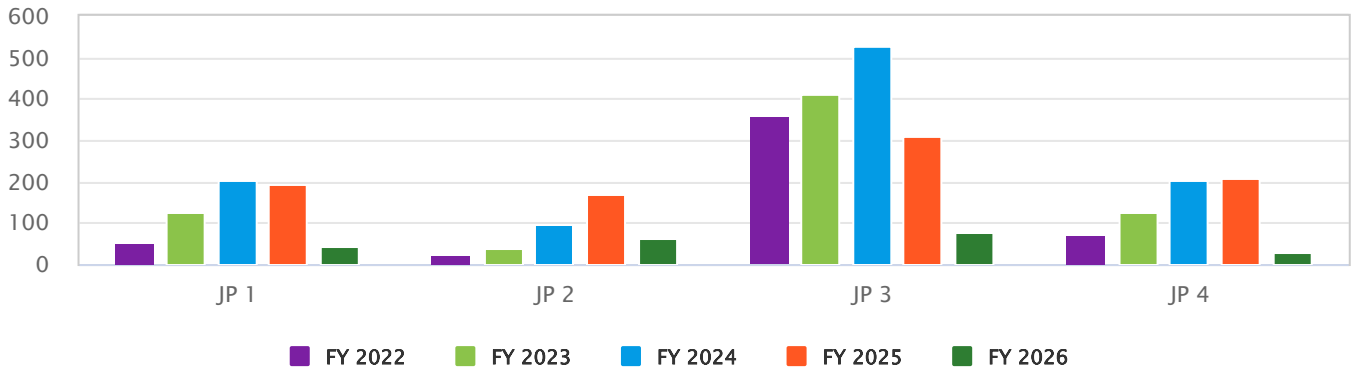


	JP 1	JP 2	JP 3	JP 4
FY 2022	6,053	3,884	15,389	9,832
FY 2023	6,832	4,365	20,408	10,415
FY 2024	8,790	4,946	22,961	11,889
FY 2025	10,974	5,006	14,906	13,235
FY 2026	2,865	1,539	3,029	3,602

JUSTICE OF THE PEACE - HIGH LEVEL

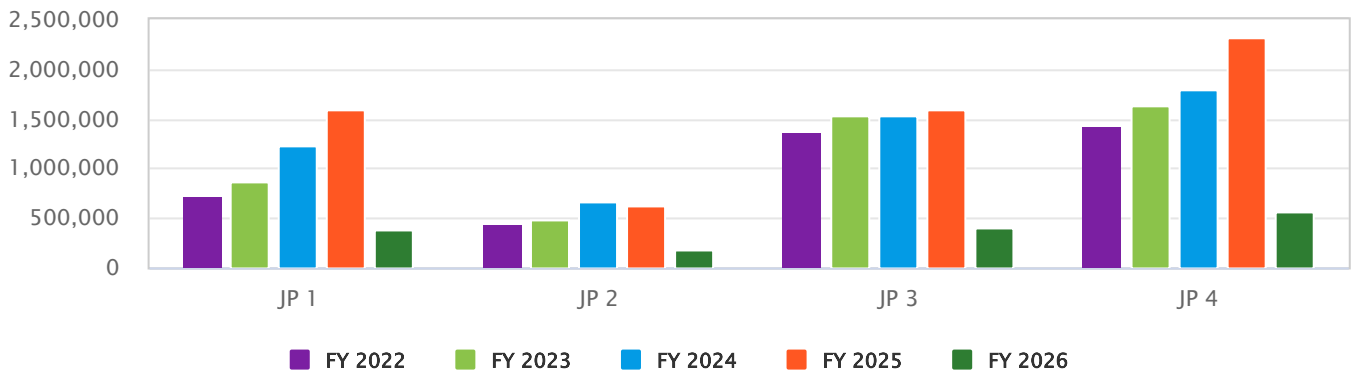
Judicial

JP Courts – Appealed Cases



	JP 1	JP 2	JP 3	JP 4
FY 2022	55	22	357	75
FY 2023	124	37	409	127
FY 2024	201	99	526	204
FY 2025	194	171	310	208
FY 2026	44	62	79	30

JP Courts – Total Revenue

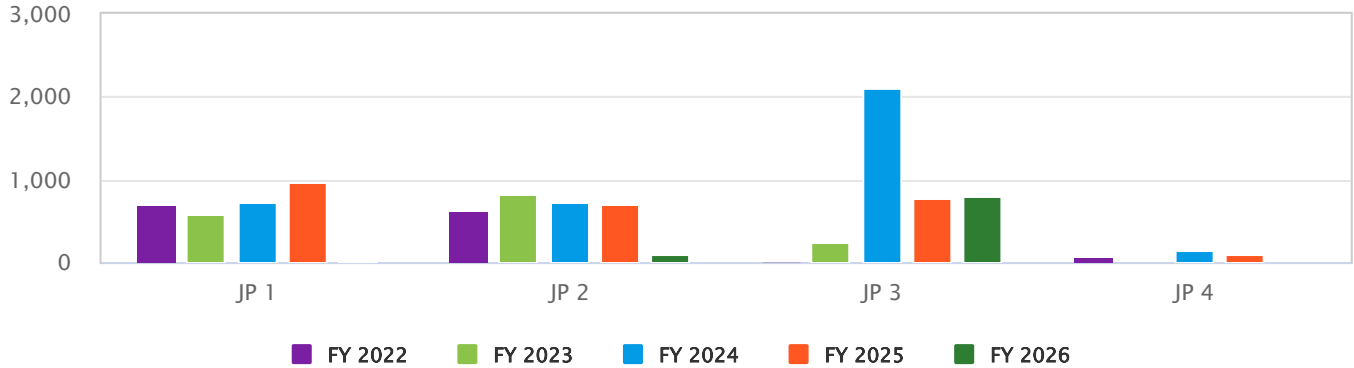


	JP 1	JP 2	JP 3	JP 4
FY 2022	723,250	439,835	1,361,035	1,431,452
FY 2023	876,823	479,455	1,539,430	1,629,170
FY 2024	1,237,514	661,643	1,533,926	1,795,986
FY 2025	1,589,735	630,752	1,599,323	2,322,603
FY 2026	378,655	182,045	394,724	567,083

JUSTICE OF THE PEACE - HIGH LEVEL

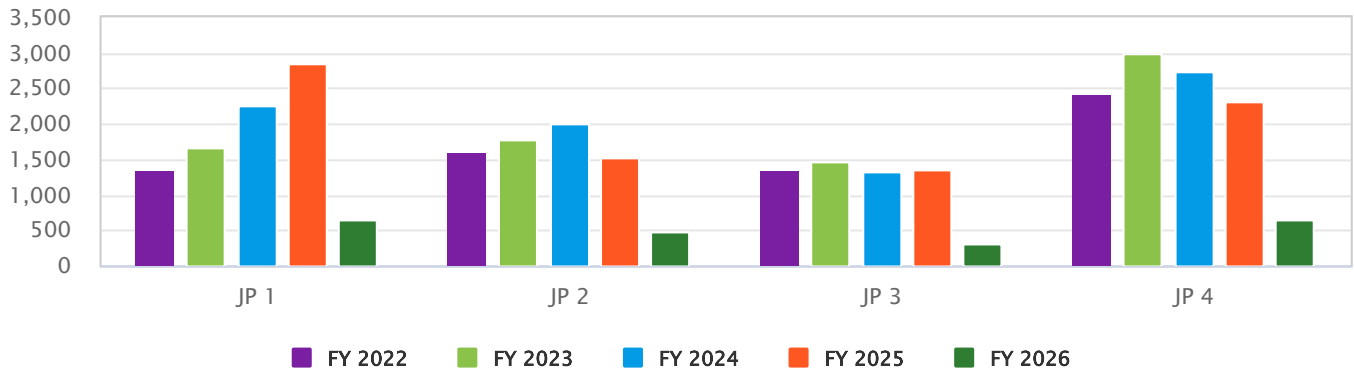
Judicial

JP Courts – Arrest Warrants



	JP 1	JP 2	JP 3	JP 4
FY 2022	691	628	25	77
FY 2023	589	817	245	1
FY 2024	715	734	2,103	154
FY 2025	957	695	778	103
FY 2026	32	104	808	1

JP Courts – Total Cases Filed per Clerk



	JP 1	JP 2	JP 3	JP 4
FY 2022	1,349	1,595	1,357	2,440
FY 2023	1,657	1,772	1,460	2,992
FY 2024	2,265	2,009	1,321	2,750
FY 2025	2,855	1,520	1,354	2,304
FY 2026	640	491	313	662

JUSTICE OF THE PEACE, PCT. 1

Judicial

JUDICIAL

Major Programs

Criminal

Data entry, filing, post payments on computer and issue receipts, update case status in file and on computer, provide procedures for individual needs such deferred, defensive driving request, extensions, schedule court dates and forms and/or applications needed for each. Issue warrants, recall warrants, process incoming mail, suspend driver’s license, issue emergency protective orders and arraignments, assist the public who enter the office, answer all incoming phone calls, emails and faxes. Customer Service. Continued Education.

FY 2026 Goals & Objectives

- > To process all criminal cases accurately in a timely manner (the date filed). This includes traffic citations, hot check cases, examining trials; education cases, alcohol and tobacco cases and felony warrants among various others.

Civil

Data entry of small claims, justice claims and evictions, post filing and service fee payments, filing, set court dates and send out to all parties, send judgments to all parties, issue abstract of judgments, writ of executions, writ of sequestrations, writ of possessions, file and update returns on all cases, update computer and file on all cases, assist public with procedures who enter office or by phone, email or fax. Customer service. Continued education.

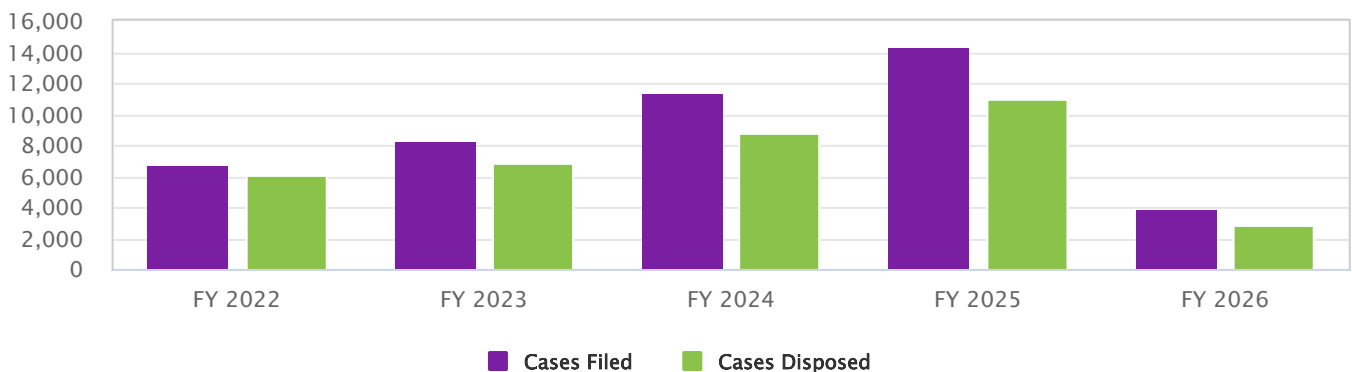
FY 2026 Goals & Objectives

- > To process all criminal cases accurately in a timely manner (the date filed). This includes traffic citations, hot check cases, examining trials; education cases, alcohol and tobacco cases and felony warrants among various others.

**The data is obtained from the Court Activity Reporting and Directory System of the Texas Office of Court Administration (OCA) at <http://card.txcourts.gov/ReportCriteria.aspx>*

All the case information that Collin County Justice of the Peace offices reports to Texas OCA is generated by the County’s system of record: Odyssey.

JP 1 Total Cases



Includes New Cases Filed, Cases Reactivated and All Other Cases Added

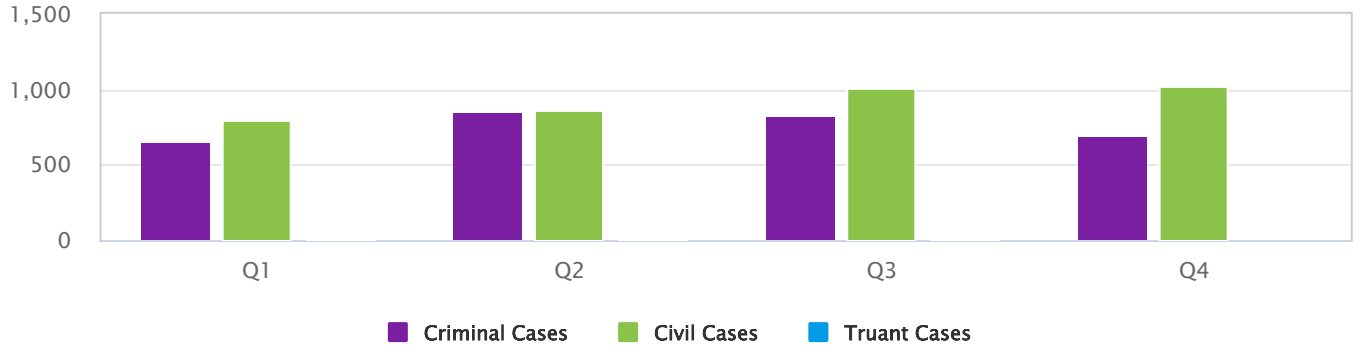
	FY 2022	FY 2023	FY 2024	FY 2025	FY 2026
Cases Filed	6,743	8,283	11,326	14,276	3,838
Cases Disposed	6,053	6,832	8,790	10,974	2,865

JUSTICE OF THE PEACE, PCT. 1

Judicial

JUDICIAL

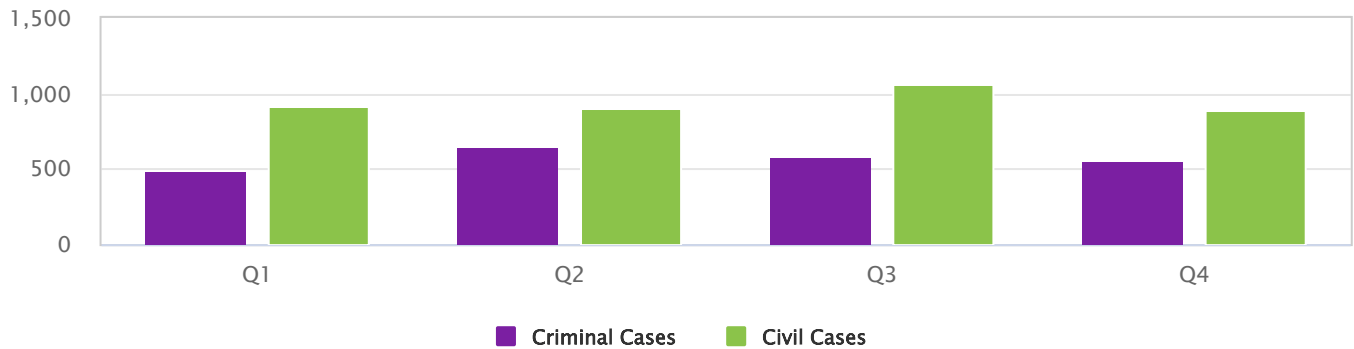
JP 1 FY 2022 Cases Filed



Includes New Cases Filed, Cases Reactivated and All Other Cases Added

	Q1	Q2	Q3	Q4	Total
Criminal Cases	649	853	817	696	3,015
Civil Cases	797	863	1,011	1,024	3,695
Truant Cases	11	12	10	-	33
Total Cases Filed	1,457	1,728	1,838	1,720	6,743

JP 1 FY 2022 Cases Disposed

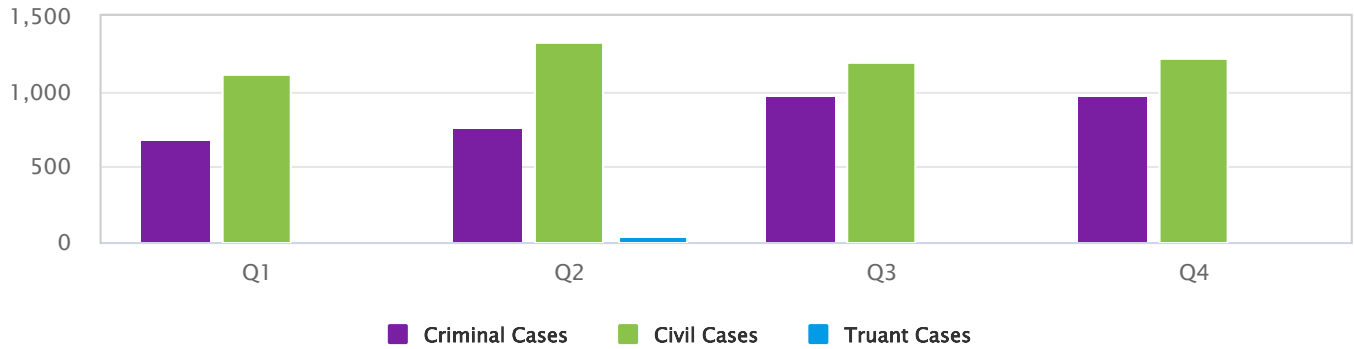


	Q1	Q2	Q3	Q4	Total
Criminal Cases	493	650	581	562	2,286
Civil Cases	914	908	1,061	884	3,767
Total Cases Disposed	1,407	1,558	1,642	1,446	6,053

JUSTICE OF THE PEACE, PCT. 1

Judicial

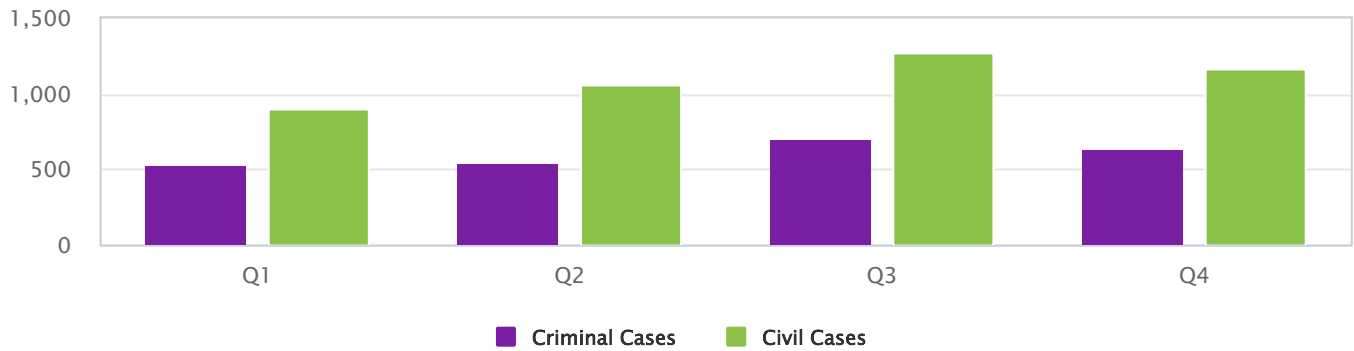
JP 1 FY 2023 Cases Filed



Includes New Cases Filed, Cases Reactivated and All Other Cases Added

	Q1	Q2	Q3	Q4	Total
Criminal Cases	674	753	973	970	3,370
Civil Cases	1,120	1,329	1,191	1,222	4,862
Truant Cases	5	45	1	-	51
Total Cases Filed	1,799	2,127	2,165	2,192	8,283

JP 1 FY 2023 Cases Disposed



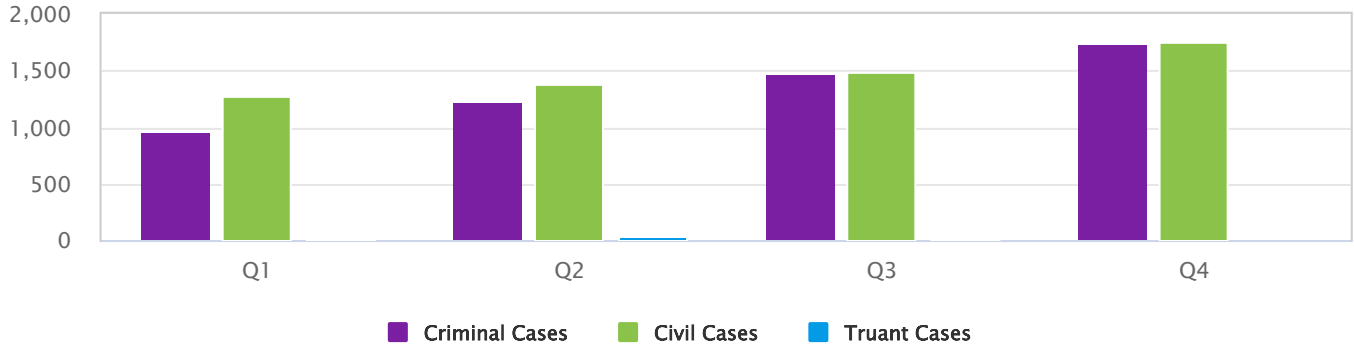
	Q1	Q2	Q3	Q4	Total
Criminal Cases	527	550	697	638	2,412
Civil Cases	905	1,068	1,278	1,169	4,420
Total Cases Disposed	1,432	1,618	1,975	1,807	6,832

JUSTICE OF THE PEACE, PCT. 1

Judicial

JUDICIAL

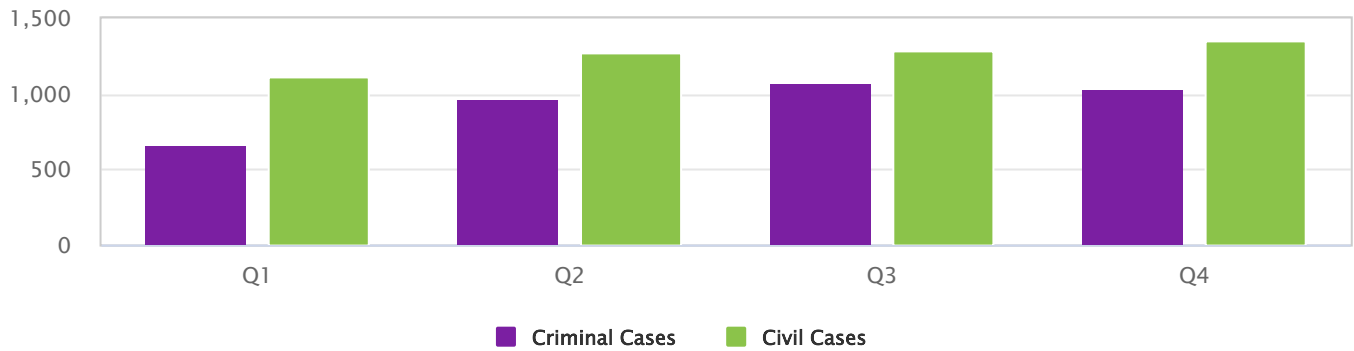
JP 1 FY 2024 Cases Filed



Includes New Cases Filed, Cases Reactivated and All Other Cases Added

	Q1	Q2	Q3	Q4	Total
Criminal Cases	953	1,226	1,464	1,741	5,384
Civil Cases	1,270	1,388	1,479	1,744	5,881
Truant Cases	12	34	15	-	61
Total Cases Filed	2,235	2,648	2,958	3,485	11,326

JP 1 FY 2024 Cases Disposed

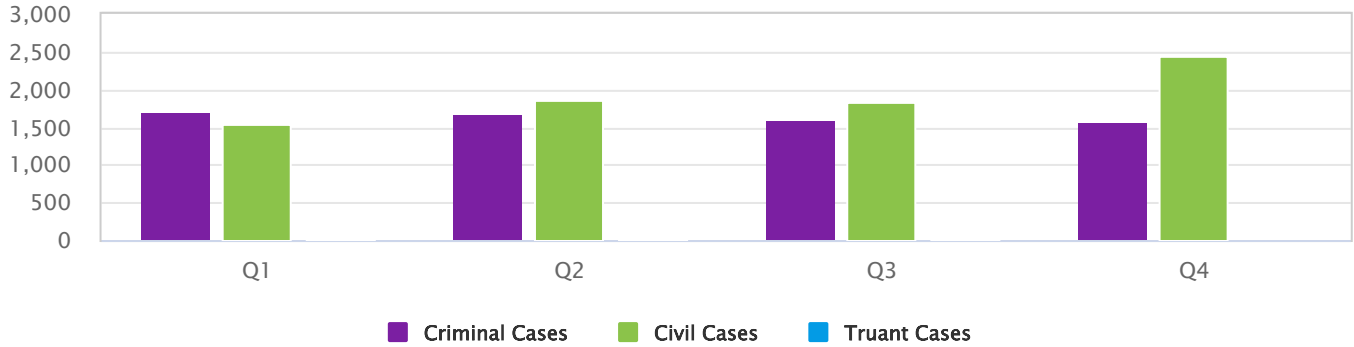


	Q1	Q2	Q3	Q4	Total
Criminal Cases	662	975	1,077	1,041	3,755
Civil Cases	1,114	1,278	1,288	1,355	5,035
Total Cases Disposed	1,776	2,253	2,365	2,396	8,790

JUSTICE OF THE PEACE, PCT. 1

Judicial

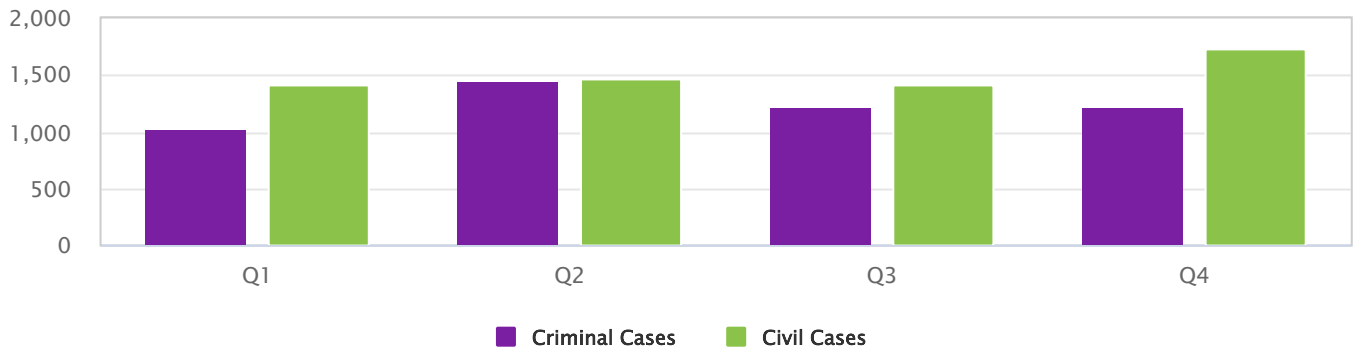
JP 1 FY 2025 Cases Filed



Includes New Cases Filed, Cases Reactivated and All Other Cases Added

	Q1	Q2	Q3	Q4	Total
Criminal Cases	1,689	1,676	1,585	1,575	6,525
Civil Cases	1,542	1,854	1,824	2,448	7,668
Truant Cases	14	33	35	1	83
Total Cases Filed	3,245	3,563	3,444	4,024	14,276

JP 1 FY 2025 Cases Disposed

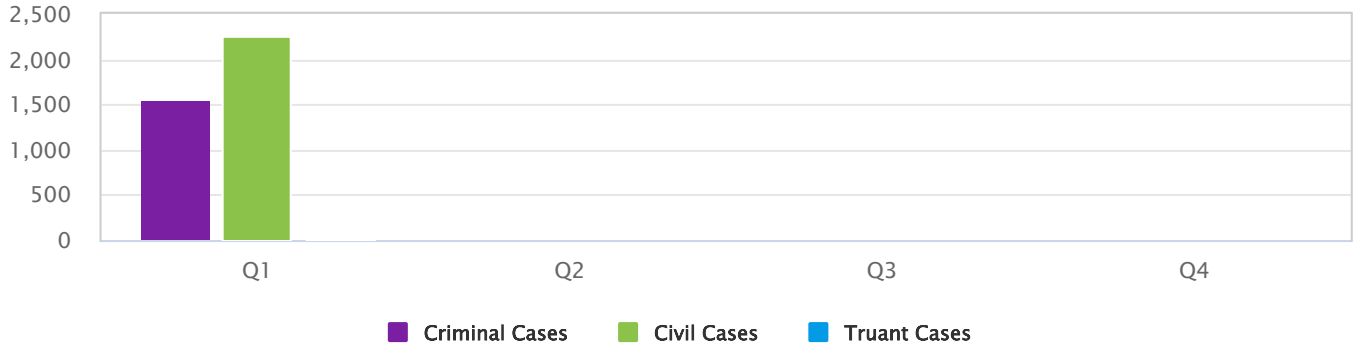


	Q1	Q2	Q3	Q4	Total
Criminal Cases	1,035	1,460	1,223	1,223	4,941
Civil Cases	1,423	1,462	1,420	1,728	6,033
Total Cases Disposed	2,458	2,922	2,643	2,951	10,974

JUSTICE OF THE PEACE, PCT. 1

Judicial

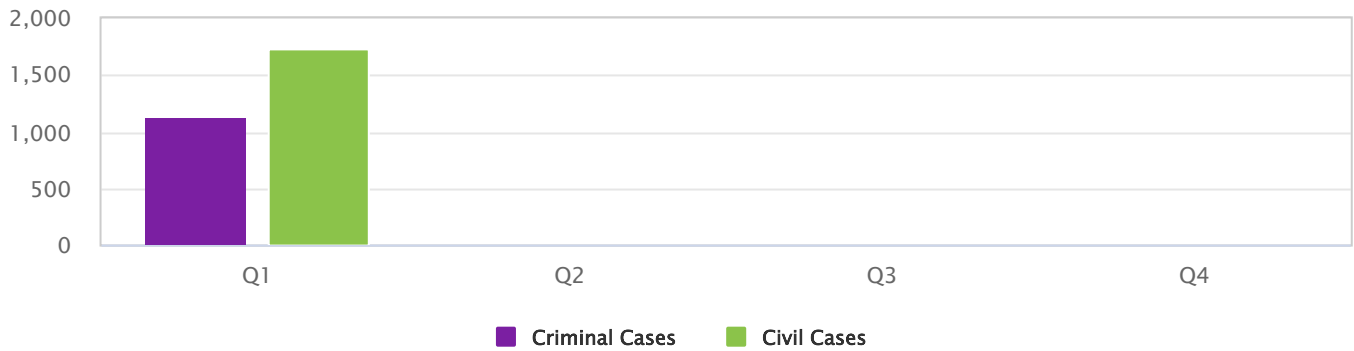
JP 1 FY 2026 Cases Filed



Includes New Cases Filed, Cases Reactivated and All Other Cases Added

	Q1	Q2	Q3	Q4	Total
Criminal Cases	1,550	-	-	-	1,550
Civil Cases	2,255	-	-	-	2,255
Truant Cases	33	-	-	-	33
Total Cases Filed	3,838	-	-	-	3,838

JP 1 FY 2026 Cases Disposed

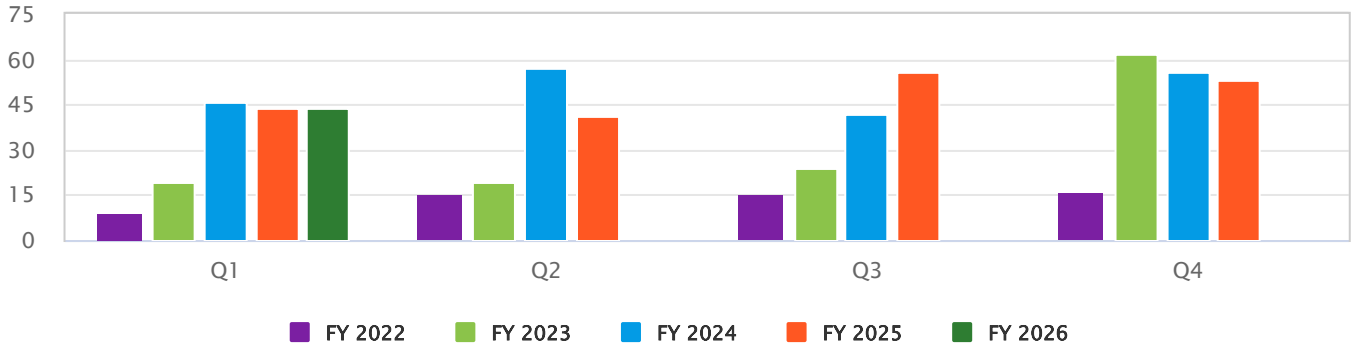


	Q1	Q2	Q3	Q4	Total
Criminal Cases	1,129	-	-	-	1,129
Civil Cases	1,736	-	-	-	1,736
Total Cases Disposed	2,865	-	-	-	2,865

JUSTICE OF THE PEACE, PCT. 1

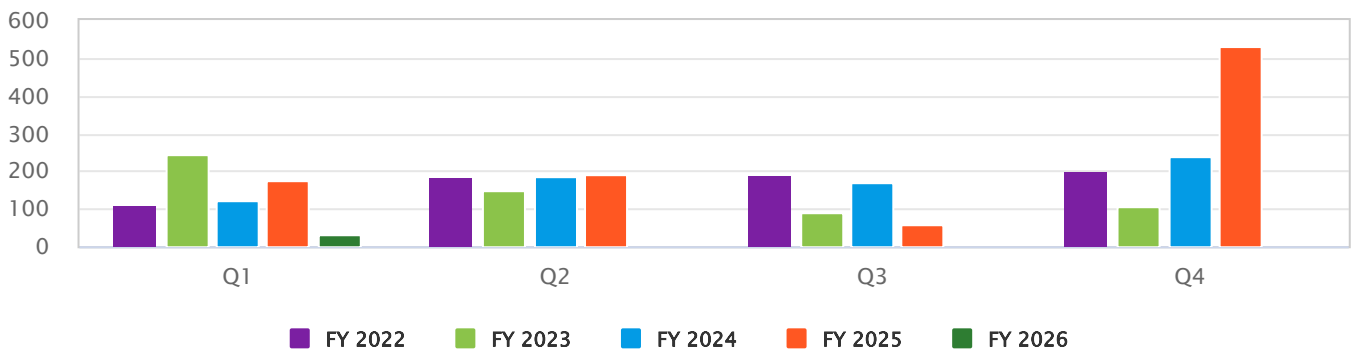
Judicial

JP 1 Cases Appealed



	Q1	Q2	Q3	Q4	Total
FY 2022	9	15	15	16	55
FY 2023	19	19	24	62	124
FY 2024	46	57	42	56	201
FY 2025	44	41	56	53	194
FY 2026	44	-	-	-	44

JP 1 Arrest Warrants Issued

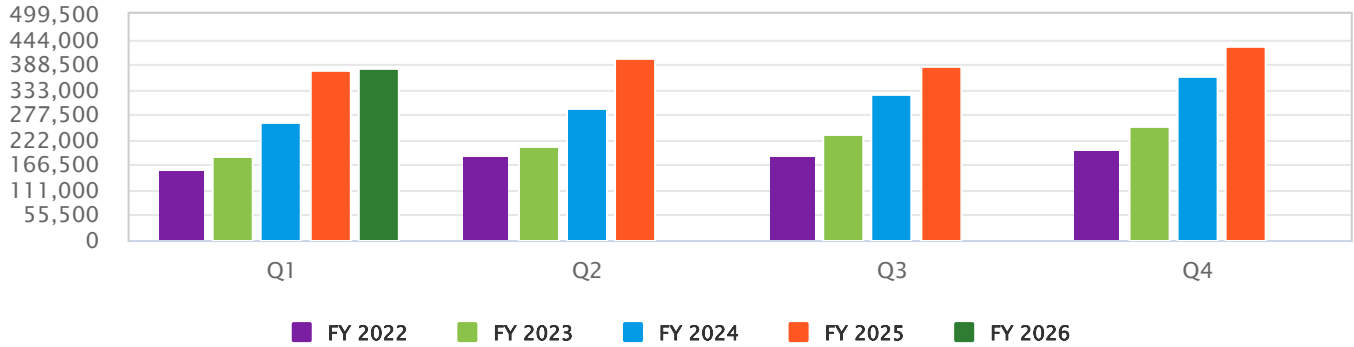


	Q1	Q2	Q3	Q4	Total
FY 2022	114	187	190	200	691
FY 2023	246	147	88	108	589
FY 2024	121	184	172	238	715
FY 2025	177	192	57	531	957
FY 2026	32	-	-	-	32

JUSTICE OF THE PEACE, PCT. 1

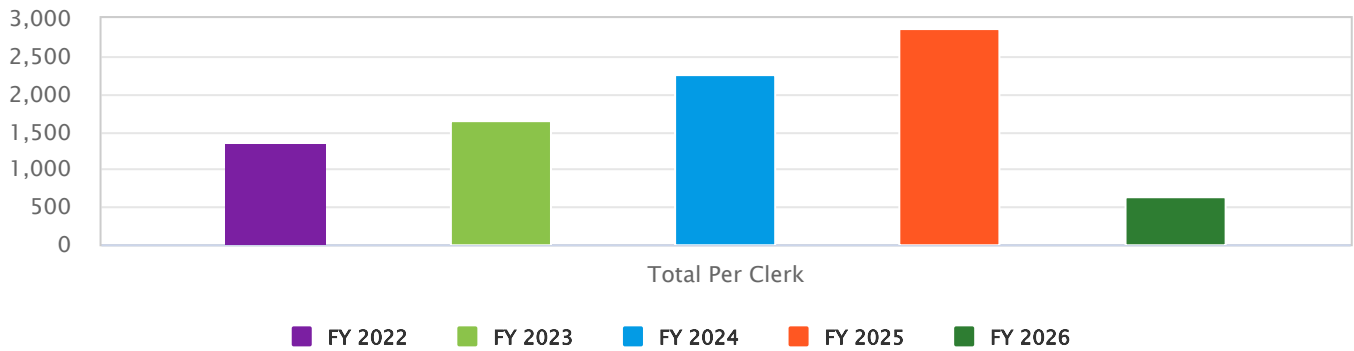
Judicial

JP 1 Total Revenue



	Q1	Q2	Q3	Q4	Total
FY 2022	156,693	185,406	184,203	196,948	723,250
FY 2023	185,501	208,265	233,177	249,880	876,823
FY 2024	260,746	293,787	322,262	360,719	1,237,514
FY 2025	376,863	402,922	383,188	426,762	1,589,735
FY 2026	378,655	-	-	-	378,655

JP 1 Total Cases Filed per Clerk

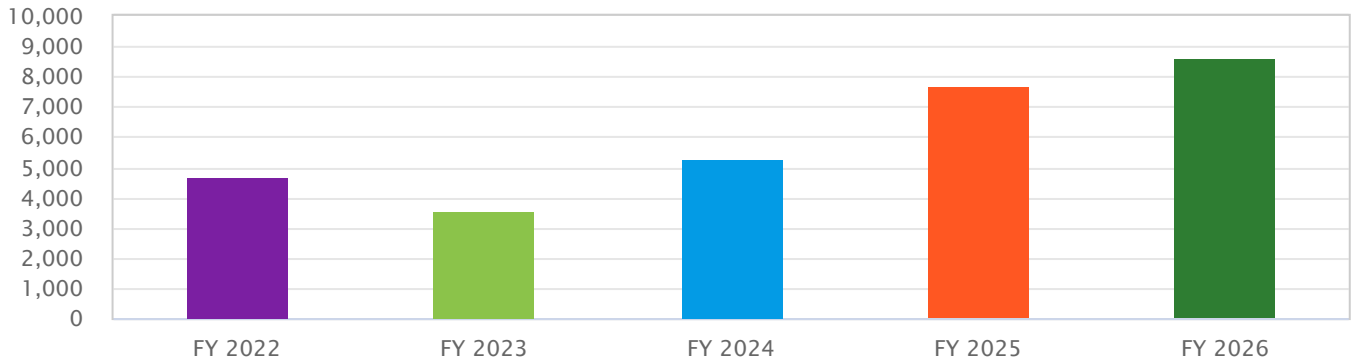


	Total Cases	# of Clerks	Total Per Clerk
FY 2022	6,743	5	1,349
FY 2023	8,283	5	1,657
FY 2024	11,326	5	2,265
FY 2025	14,276	5	2,855
FY 2026	3,838	6	640

JUSTICE OF THE PEACE, PCT. 1

Judicial

JP 1 Total Active Cases Pending



Cases pending as of the last day of the fiscal year. FY 2026 active cases pending as of December 31st, 2025.

	FY 2022	FY 2023	FY 2024	FY 2025	FY 2026
Total	4,711	3,575	5,306	7,702	8,601

JUSTICE OF THE PEACE, PCT. 2

Judicial

Major Programs

Criminal

The processing of criminal cases- fine only misdemeanors with sanctions to include traffic, parks and wildlife, penal offenses, cosmetology, health and safety, alcohol, family code, education code, and county ordinances.

FY 2026 Goals & Objectives

- > To effectively set all trials within 30 days of plea.
- > To effectively attempt to collect all fines and fees within thirty days after verdict or deferment.

Civil

The processing of Civil and Small Claims Cases- Filing of cases, issuing of summons, citations, evictions, and writs.

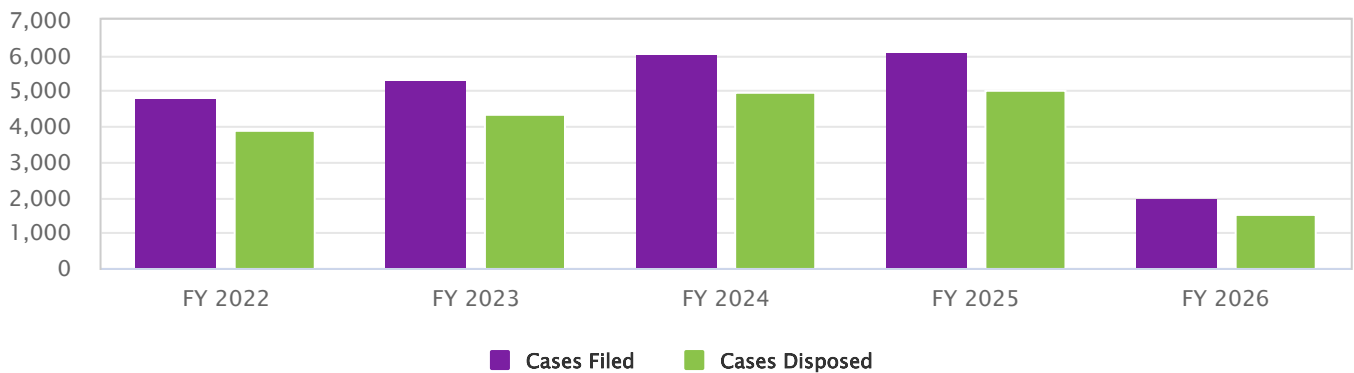
FY 2026 Goals & Objectives

- > To dispose of all small claims cases within 60 days of the earliest allowed time.

**The data is obtained from the Court Activity Reporting and Directory System of the Texas Office of Court Administration (OCA) at <http://card.txcourts.gov/ReportCriteria.aspx>*

All the case information that Collin County Justice of the Peace offices reports to Texas OCA is generated by the County's system of record: Odyssey.

JP 2 Total Cases



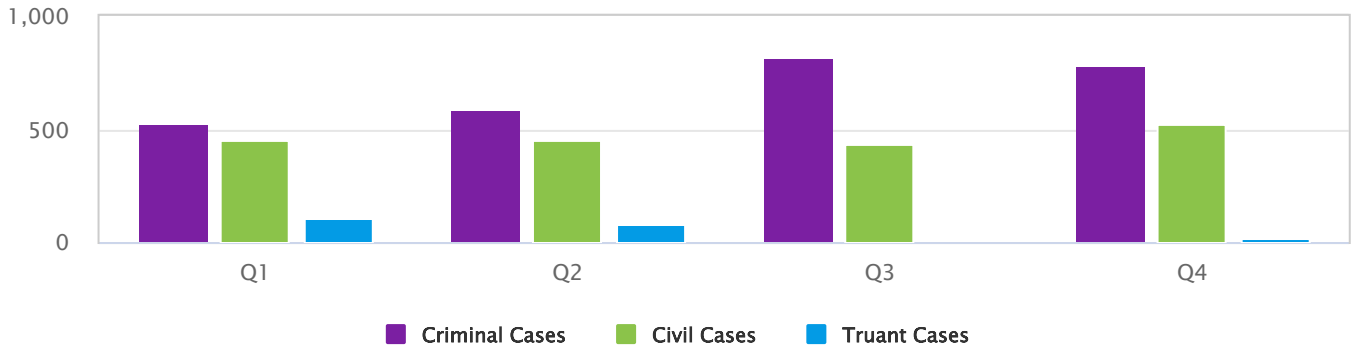
Includes New Cases Filed, Cases Reactivated and All Other Cases Added

	FY 2022	FY 2023	FY 2024	FY 2025	FY 2026
Cases Filed	4,784	5,316	6,028	6,081	1,964
Cases Disposed	3,884	4,365	4,946	5,006	1,539

JUSTICE OF THE PEACE, PCT. 2

Judicial

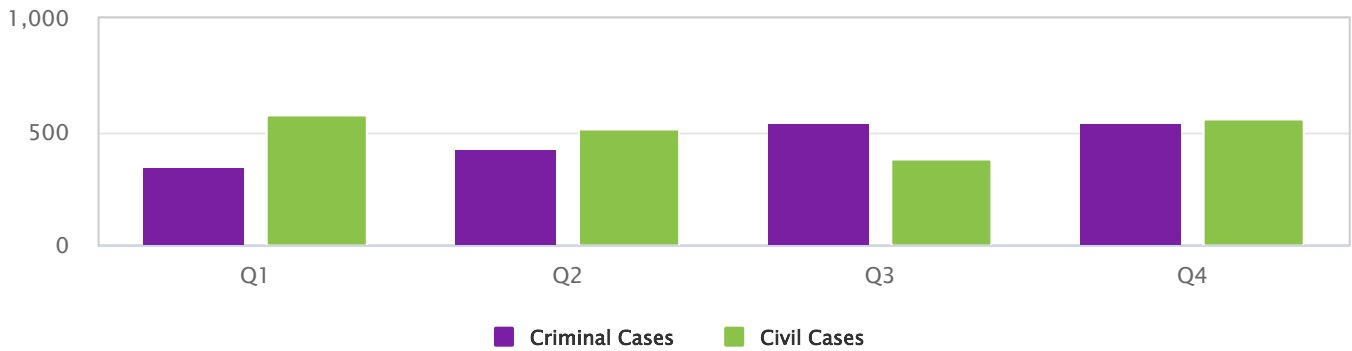
JP 2 FY 2022 Cases Filed



Includes New Cases Filed, Cases Reactivated and All Other Cases Added

	Q1	Q2	Q3	Q4	Total
Criminal Cases	525	588	817	783	2,713
Civil Cases	448	448	438	525	1,859
Truant Cases	105	84	3	20	212
Total Cases Filed	1,078	1,120	1,258	1,328	4,784

JP 2 FY 2022 Cases Disposed

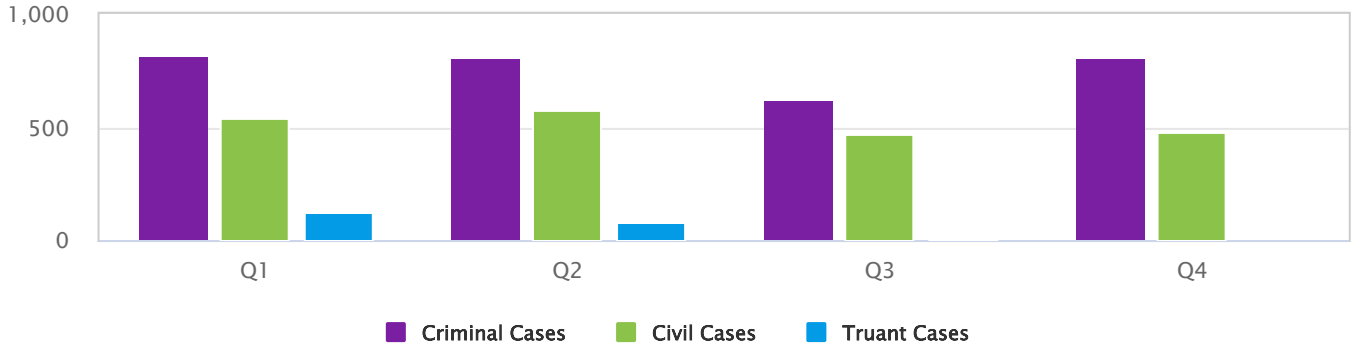


	Q1	Q2	Q3	Q4	Total
Criminal Cases	344	429	538	544	1,855
Civil Cases	579	509	382	559	2,029
Total Cases Disposed	923	938	920	1,103	3,884

JUSTICE OF THE PEACE, PCT. 2

Judicial

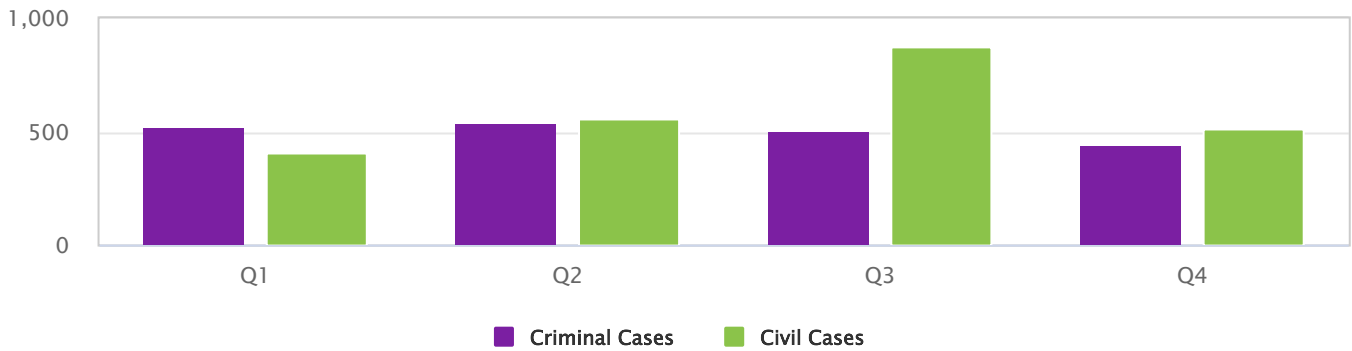
JP 2 FY 2023 Cases Filed



Includes New Cases Filed, Cases Reactivated and All Other Cases Added

	Q1	Q2	Q3	Q4	Total
Criminal Cases	815	807	620	802	3,044
Civil Cases	539	577	472	478	2,066
Truant Cases	121	78	7	-	206
Total Cases Filed	1,475	1,462	1,099	1,280	5,316

JP 2 FY 2023 Cases Disposed

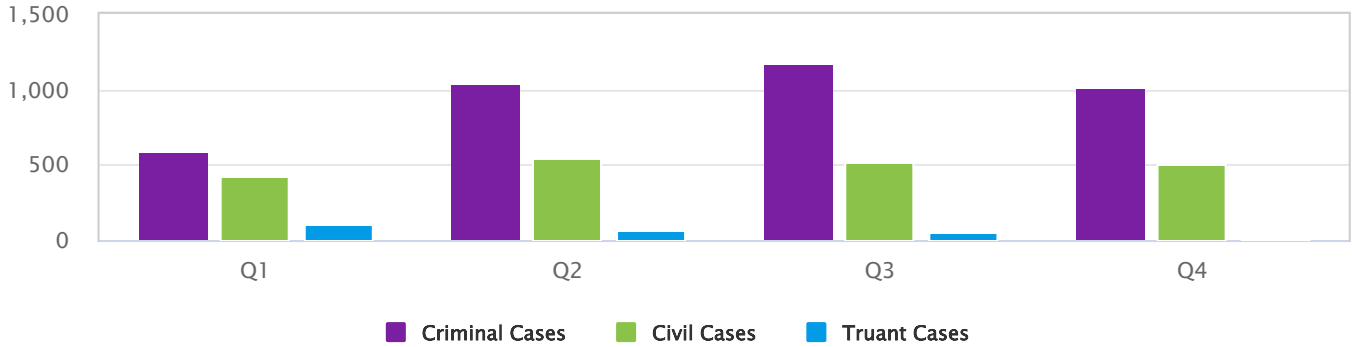


	Q1	Q2	Q3	Q4	Total
Criminal Cases	526	538	505	445	2,014
Civil Cases	411	554	877	509	2,351
Total Cases Disposed	937	1,092	1,382	954	4,365

JUSTICE OF THE PEACE, PCT. 2

Judicial

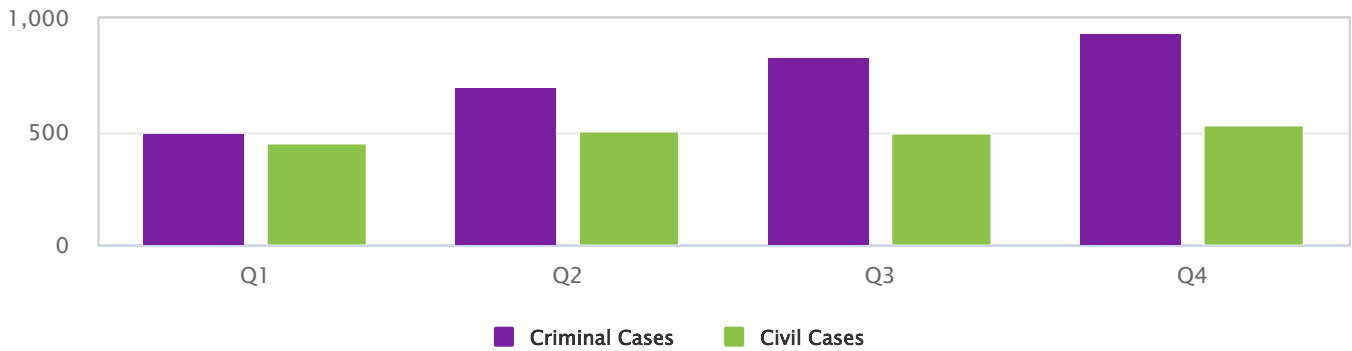
JP 2 FY 2024 Cases Filed



Includes New Cases Filed, Cases Reactivated and All Other Cases Added

	Q1	Q2	Q3	Q4	Total
Criminal Cases	581	1,038	1,168	1,003	3,790
Civil Cases	428	549	521	504	2,002
Truant Cases	105	72	47	12	236
Total Cases Filed	1,114	1,659	1,736	1,519	6,028

JP 2 FY 2024 Cases Disposed

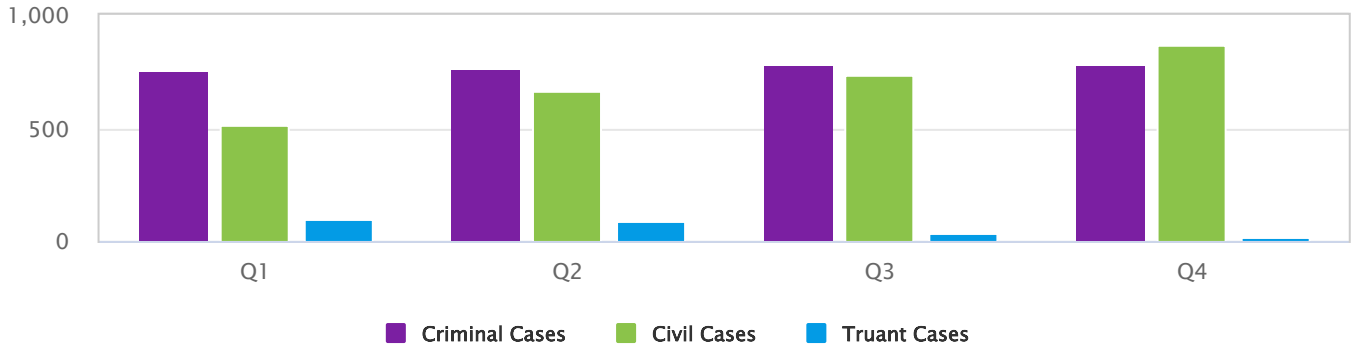


	Q1	Q2	Q3	Q4	Total
Criminal Cases	497	699	828	934	2,958
Civil Cases	449	506	500	533	1,988
Total Cases Disposed	946	1,205	1,328	1,467	4,946

JUSTICE OF THE PEACE, PCT. 2

Judicial

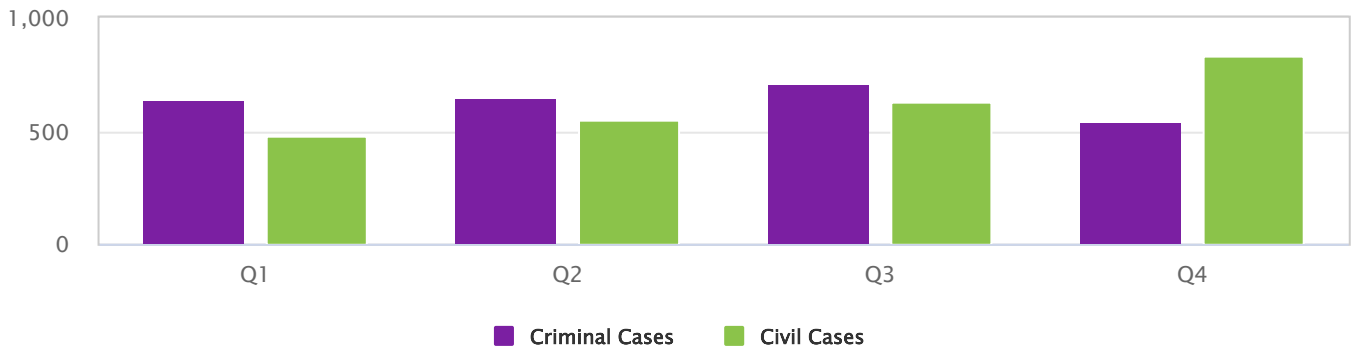
JP 2 FY 2025 Cases Filed



Includes New Cases Filed, Cases Reactivated and All Other Cases Added

	Q1	Q2	Q3	Q4	Total
Criminal Cases	753	758	776	783	3,070
Civil Cases	517	660	732	866	2,775
Truant Cases	95	91	31	19	236
Total Cases Filed	1,365	1,509	1,539	1,668	6,081

JP 2 FY 2025 Cases Disposed

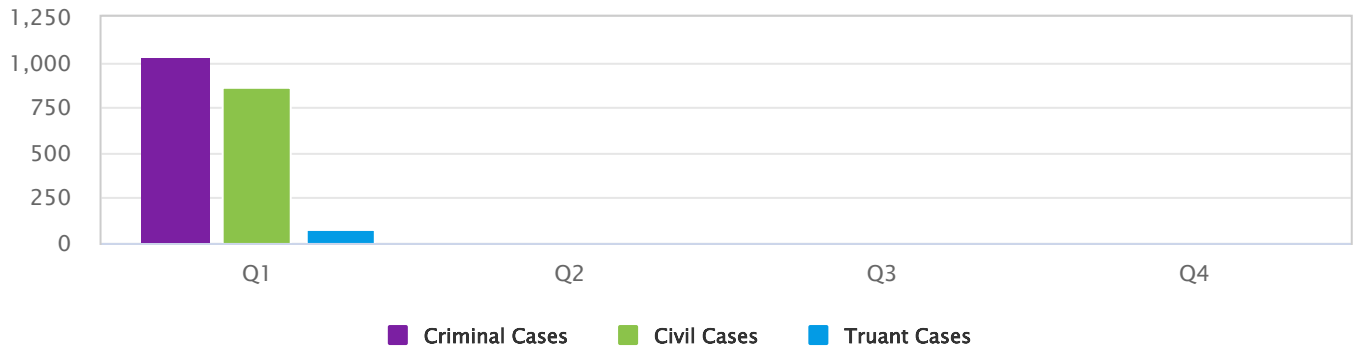


	Q1	Q2	Q3	Q4	Total
Criminal Cases	636	647	704	543	2,530
Civil Cases	475	546	626	829	2,476
Total Cases Disposed	1,111	1,193	1,330	1,372	5,006

JUSTICE OF THE PEACE, PCT. 2

Judicial

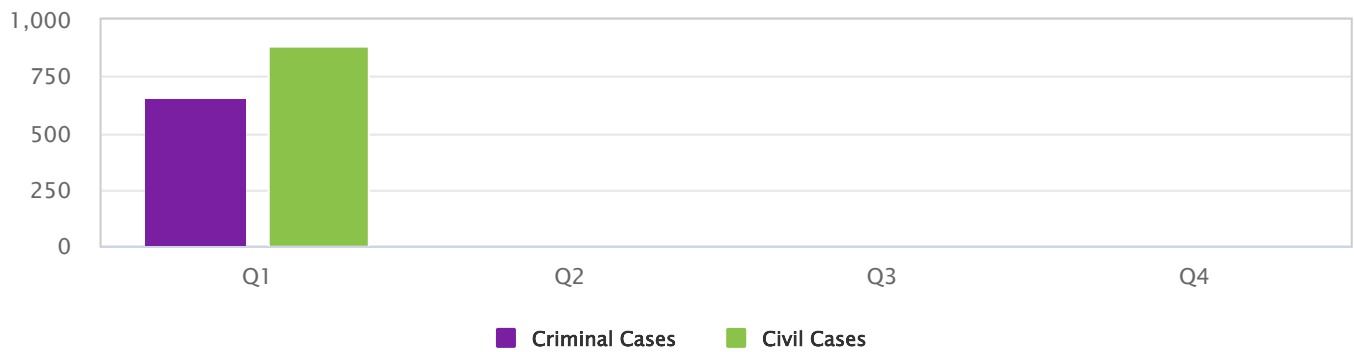
JP 2 FY 2026 Cases Filed



Includes New Cases Filed, Cases Reactivated and All Other Cases Added

	Q1	Q2	Q3	Q4	Total
Criminal Cases	1,024	-	-	-	1,024
Civil Cases	864	-	-	-	864
Truant Cases	76	-	-	-	76
Total Cases Filed	1,964	-	-	-	1,964

JP 2 FY 2026 Cases Disposed

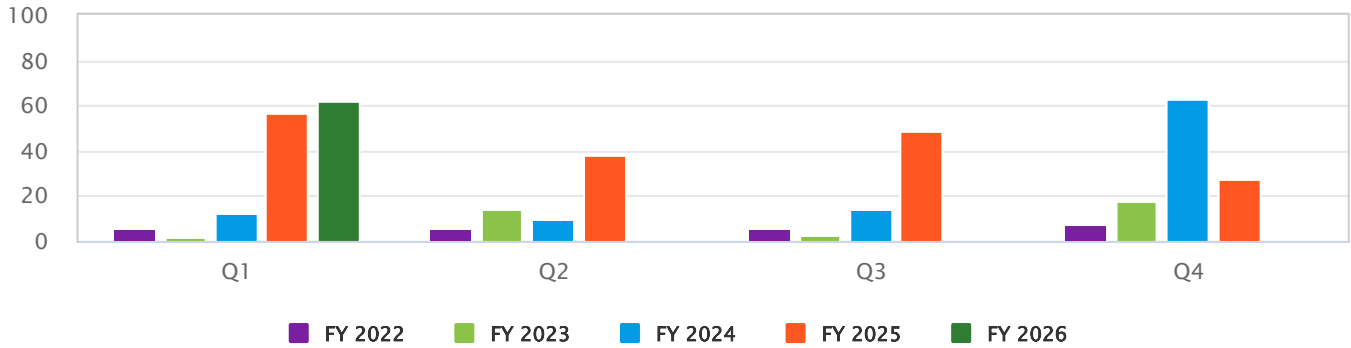


	Q1	Q2	Q3	Q4	Total
Criminal Cases	656	-	-	-	656
Civil Cases	883	-	-	-	883
Total Cases Disposed	1,539	-	-	-	1,539

JUSTICE OF THE PEACE, PCT. 2

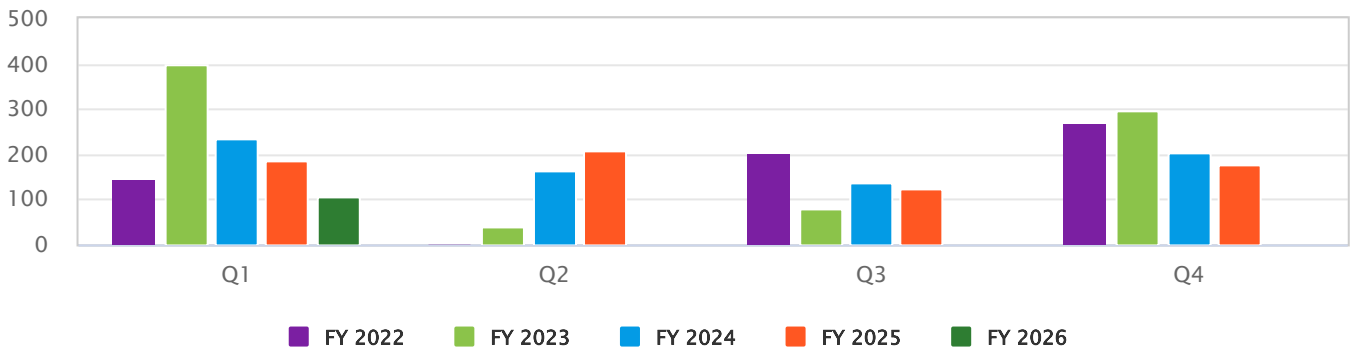
Judicial

JP 2 Cases Appealed



	Q1	Q2	Q3	Q4	Total
FY 2022	5	5	5	7	22
FY 2023	2	14	3	18	37
FY 2024	12	10	14	63	99
FY 2025	57	38	49	27	171
FY 2026	62	-	-	-	62

JP 2 Arrest Warrants Issued



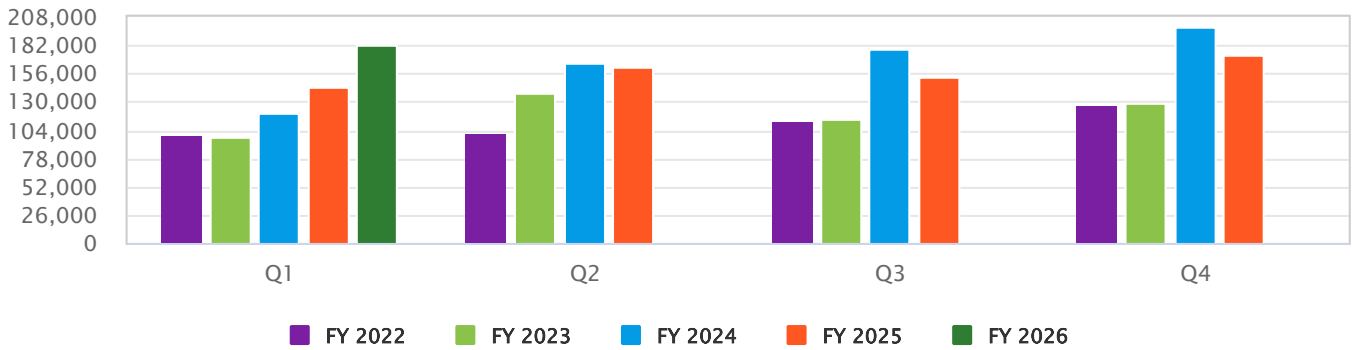
	Q1	Q2	Q3	Q4	Total
FY 2022	148	5	204	271	628
FY 2023	399	42	80	296	817
FY 2024	234	163	135	202	734
FY 2025	187	210	122	176	695
FY 2026	104	-	-	-	104

JUSTICE OF THE PEACE, PCT. 2

Judicial

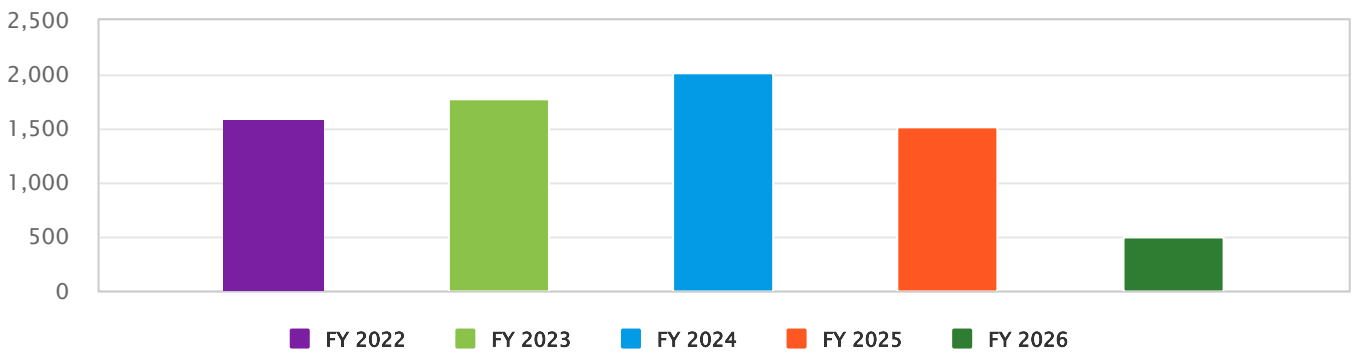
JUDICIAL

JP 2 Total Revenue



	Q1	Q2	Q3	Q4	Total
FY 2022	100,227	101,466	111,844	126,298	439,835
FY 2023	97,969	137,965	113,833	129,688	479,455
FY 2024	119,127	165,849	178,603	198,064	661,643
FY 2025	142,733	162,014	153,027	172,978	630,752
FY 2026	182,045	-	-	-	182,045

JP 2 Total Cases Filed per Clerk

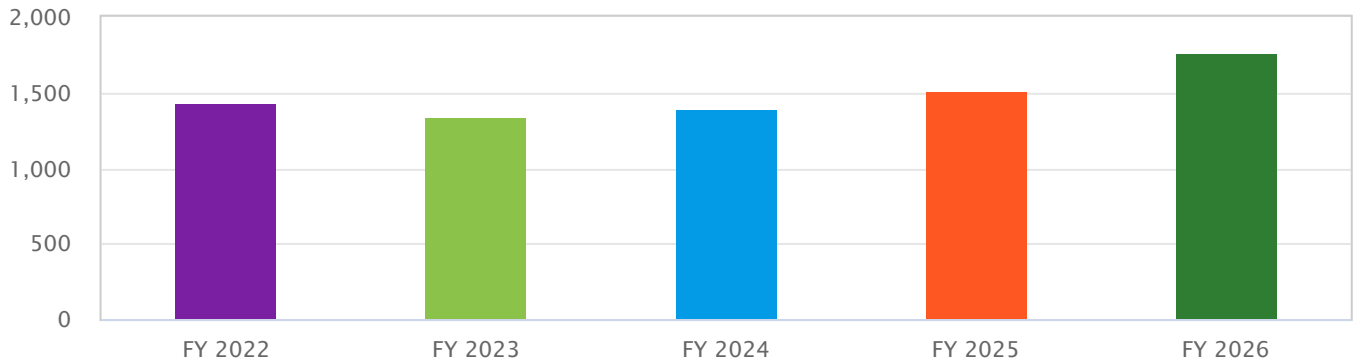


	Total Cases	# of Clerks	Total Per Clerk
FY 2022	4,785	3	1,595
FY 2023	5,316	3	1,772
FY 2024	6,028	3	2,009
FY 2025	6,081	4	1,520
FY 2026	1,964	4	491

JUSTICE OF THE PEACE, PCT. 2

Judicial

JP 2 Total Active Cases Pending



Cases pending as of the last day of the fiscal year. FY 2026 active cases pending as of December 31, 2025.

	FY 2022	FY 2023	FY 2024	FY 2025	FY 2026
Total	1,428	1,337	1,391	1,516	1,757

JUSTICE OF THE PEACE, PCT. 3

Judicial

JUDICIAL

Major Programs Criminal

Provide customer service by assisting the public by personal contact, and phone calls. Process traffic, hot check, MIP, Tobacco, NTTA cases. Set cases for show cause hearings, trial, take payments, and schedule time payments.

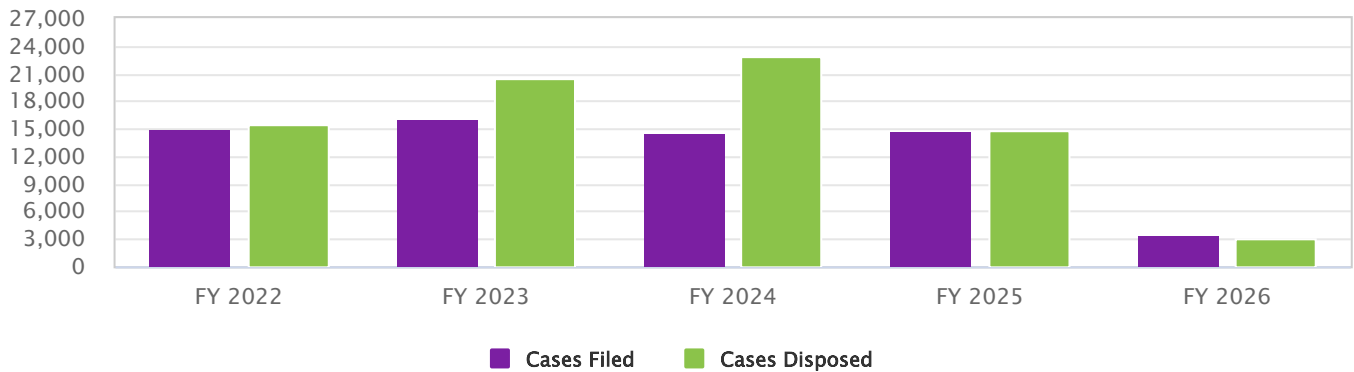
Civil

Process Civil and Evictions filings. Create files and labels. Set all Motion hearings, and trial dates. Keep computer programs updated with any new filings and dispositions. Prepare all judgments for Judges signature, mail copies to all parties, keep a constant flow within the different stages a civil case can take. Prepare all post judgment remedies, which includes all writs. Deal with attorneys and private parties.

**The data is obtained from the Court Activity Reporting and Directory System of the Texas Office of Court Administration (OCA) at <http://card.txcourts.gov/ReportCriteria.aspx>.*

All the case information that Collin County Justice of the Peace offices reports to Texas OCA is generated by the County's system of record: Odyssey.

JP 3 Total Cases



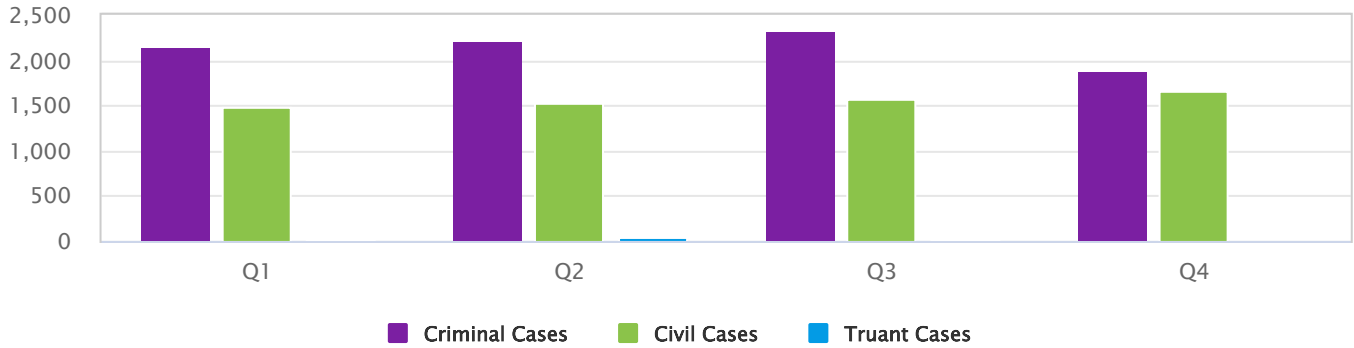
Includes New Cases Filed, Cases Reactivated, and All Other Cases Added

	FY 2022	FY 2023	FY 2024	FY 2025	FY 2026
Cases Filed	14,926	16,058	14,529	14,894	3,441
Cases Disposed	15,389	20,408	22,961	14,906	3,029

JUSTICE OF THE PEACE, PCT. 3

Judicial

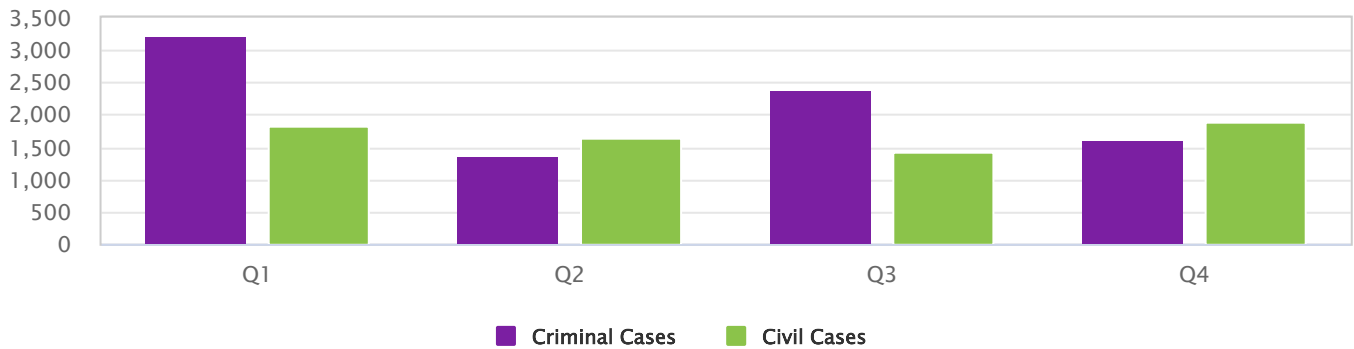
JP 3 FY 2022 Cases Filed



Includes New Cases Filed, Cases Reactivated, and All Other Cases Added

	Q1	Q2	Q3	Q4	Total
Criminal Cases	2,155	2,210	2,324	1,884	8,573
Civil Cases	1,491	1,534	1,580	1,649	6,254
Truant Cases	21	46	31	1	99
Total Cases Filed	3,667	3,790	3,935	3,534	14,926

JP 3 FY 2022 Cases Disposed

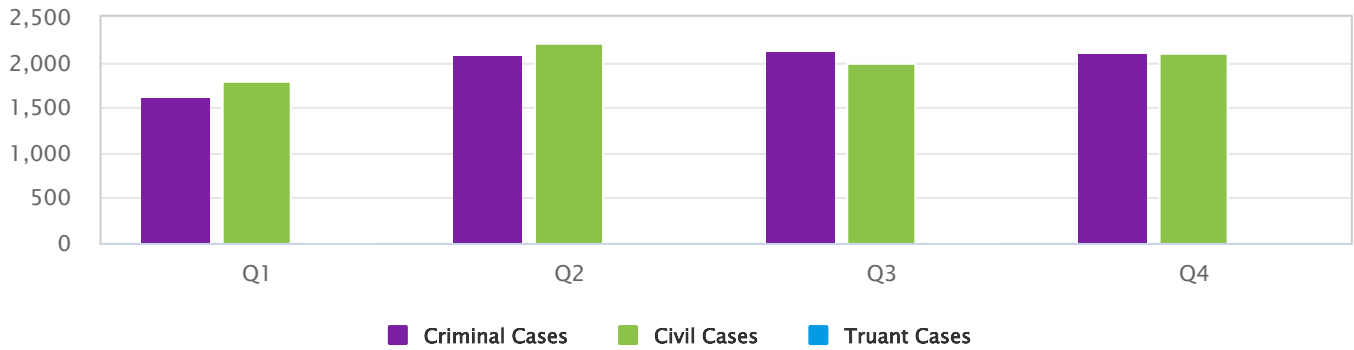


	Q1	Q2	Q3	Q4	Total
Criminal Cases	3,225	1,375	2,381	1,607	8,588
Civil Cases	1,826	1,646	1,436	1,893	6,801
Total Cases Disposed	5,051	3,021	3,817	3,500	15,389

JUSTICE OF THE PEACE, PCT. 3

Judicial

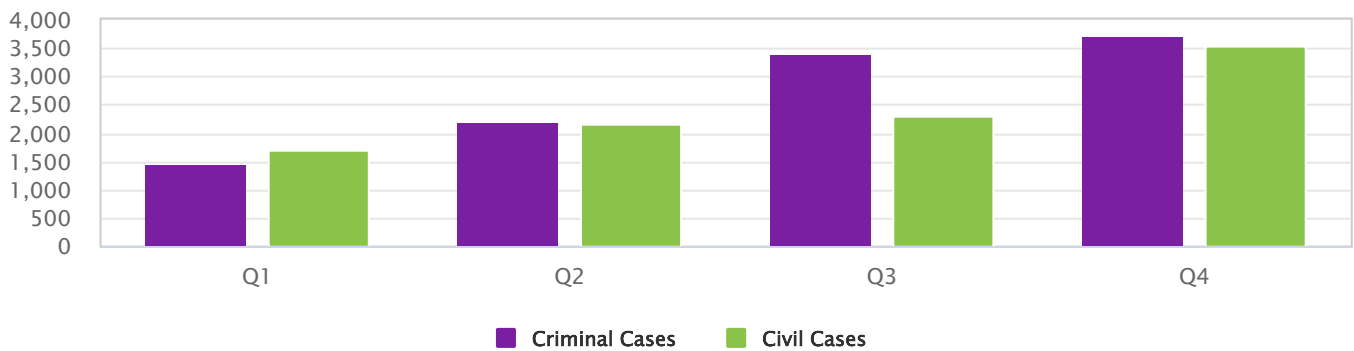
JP 3 FY 2023 Cases Filed



Includes New Cases Filed, Cases Reactivated, and All Other Cases Added

	Q1	Q2	Q3	Q4	Total
Criminal Cases	1,610	2,088	2,134	2,093	7,925
Civil Cases	1,785	2,219	1,981	2,103	8,088
Truant Cases	19	10	14	2	45
Total Cases Filed	3,414	4,317	4,129	4,198	16,058

JP 3 FY 2023 Cases Disposed

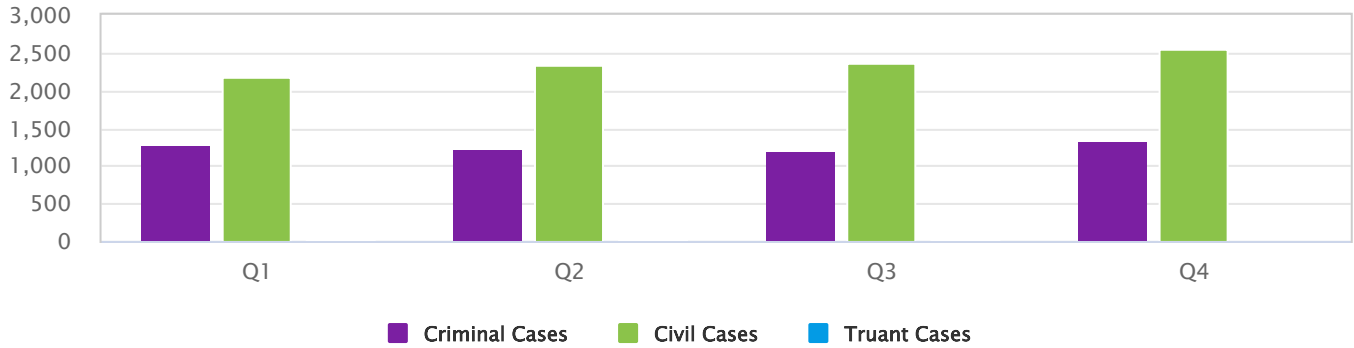


	Q1	Q2	Q3	Q4	Total
Criminal Cases	1,441	2,181	3,383	3,734	10,739
Civil Cases	1,685	2,155	2,288	3,541	9,669
Total Cases Disposed	3,126	4,336	5,671	7,275	20,408

JUSTICE OF THE PEACE, PCT. 3

Judicial

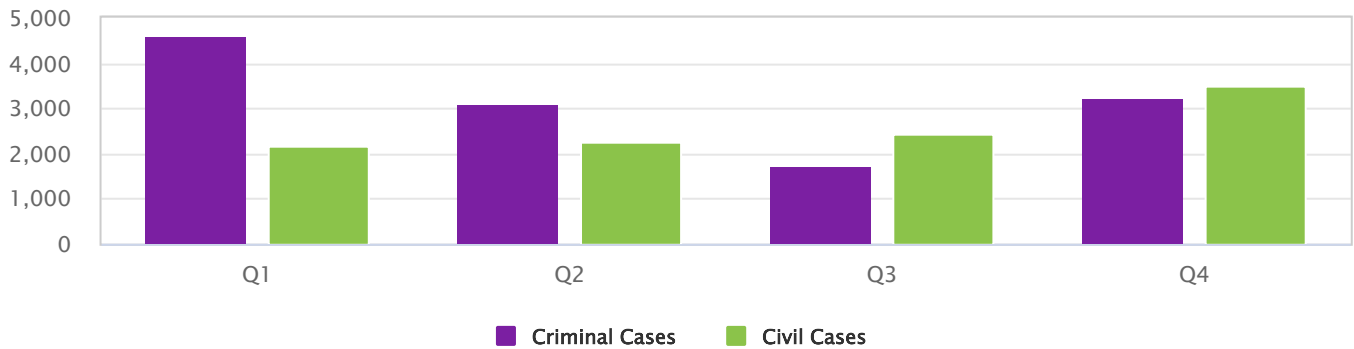
JP 3 FY 2024 Cases Filed



Includes New Cases Filed, Cases Reactivated, and All Other Cases Added

	Q1	Q2	Q3	Q4	Total
Criminal Cases	1,284	1,227	1,197	1,332	5,040
Civil Cases	2,166	2,338	2,358	2,537	9,399
Truant Cases	34	19	33	4	90
Total Cases Filed	3,484	3,584	3,588	3,873	14,529

JP 3 FY 2024 Cases Disposed

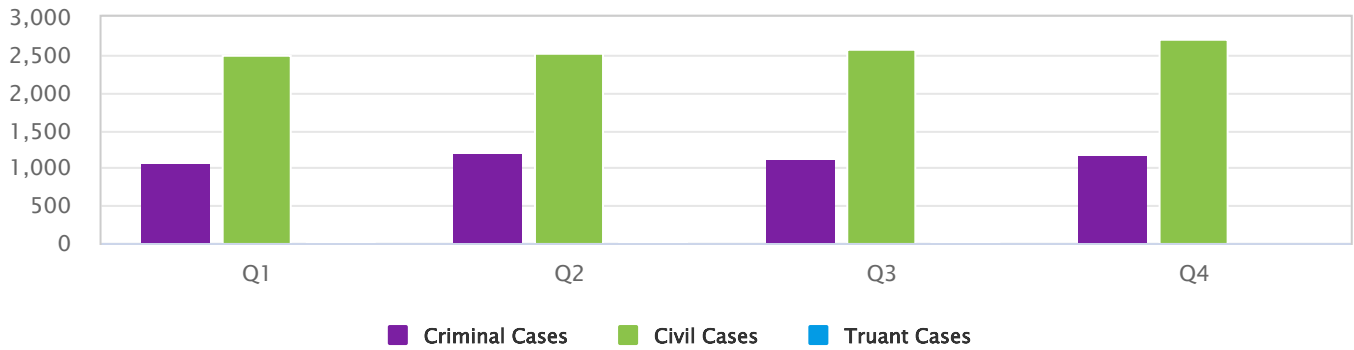


	Q1	Q2	Q3	Q4	Total
Criminal Cases	4,591	3,087	1,714	3,249	12,641
Civil Cases	2,148	2,239	2,416	3,517	10,320
Total Cases Disposed	6,739	5,326	4,130	6,766	22,961

JUSTICE OF THE PEACE, PCT. 3

Judicial

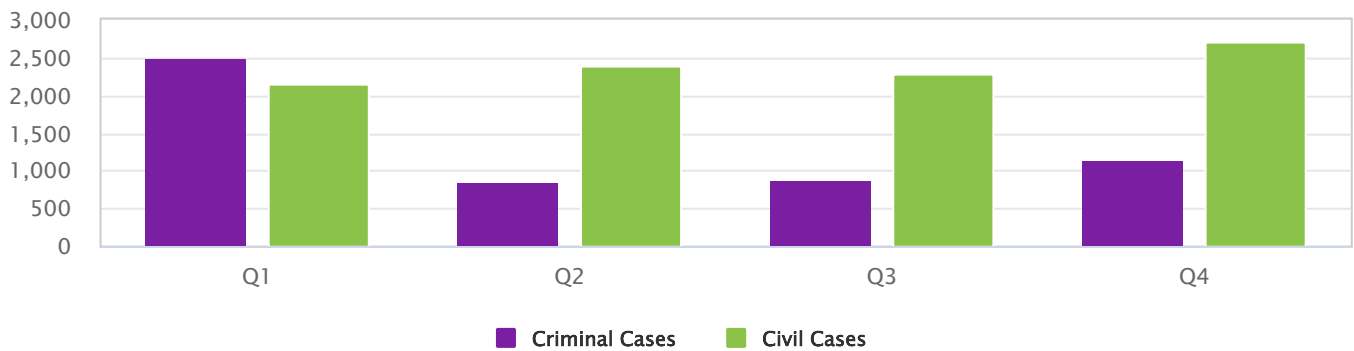
JP 3 FY 2025 Cases Filed



Includes New Cases Filed, Cases Reactivated, and All Other Cases Added

	Q1	Q2	Q3	Q4	Total
Criminal Cases	1,051	1,200	1,113	1,170	4,534
Civil Cases	2,483	2,534	2,580	2,696	10,293
Truant Cases	22	20	16	9	67
Total Cases Filed	3,556	3,754	3,709	3,875	14,894

JP 3 FY 2025 Cases Disposed

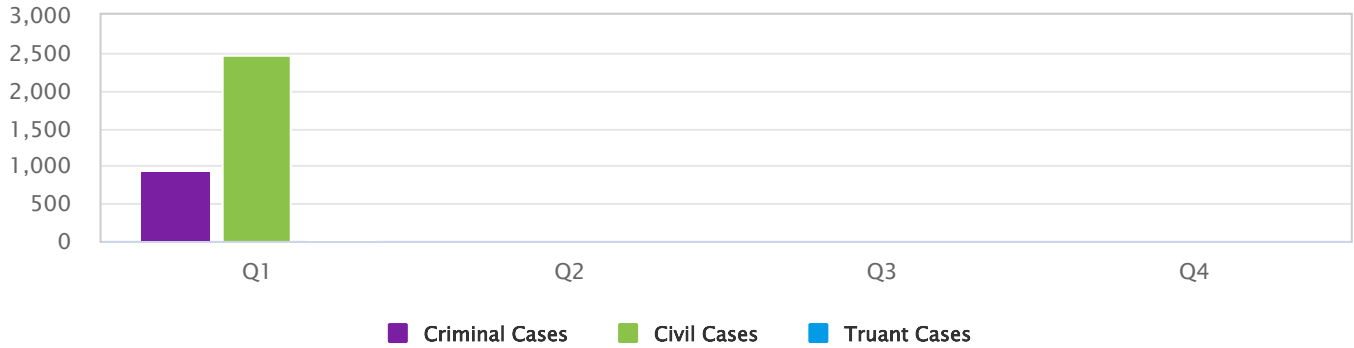


	Q1	Q2	Q3	Q4	Total
Criminal Cases	2,484	862	885	1,152	5,383
Civil Cases	2,153	2,385	2,282	2,703	9,523
Total Cases Disposed	4,637	3,247	3,167	3,855	14,906

JUSTICE OF THE PEACE, PCT. 3

Judicial

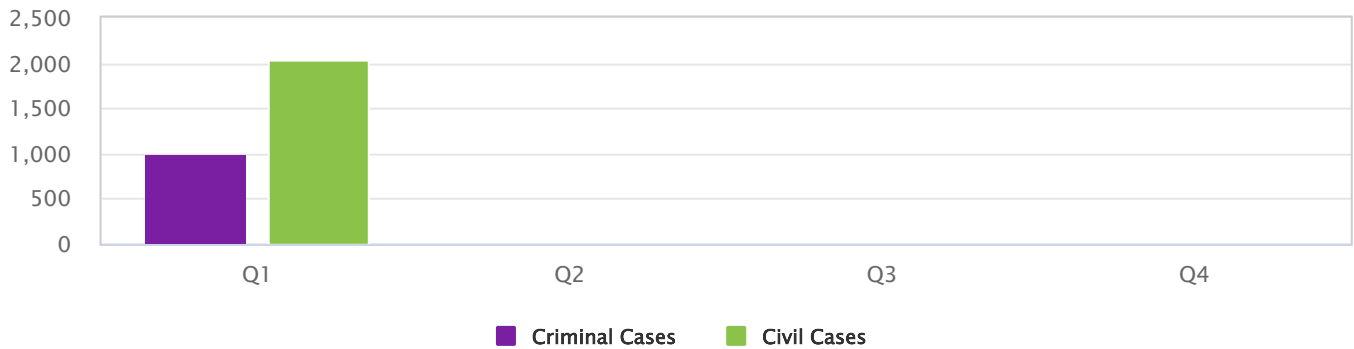
JP 3 FY 2026 Cases Filed



Includes New Cases Filed, Cases Reactivated and All Other Cases Added

	Q1	Q2	Q3	Q4	Total
Criminal Cases	942	-	-	-	942
Civil Cases	2,482	-	-	-	2,482
Truant Cases	17	-	-	-	17
Total Cases Filed	3,441	-	-	-	3,441

JP 3 FY 2026 Cases Disposed

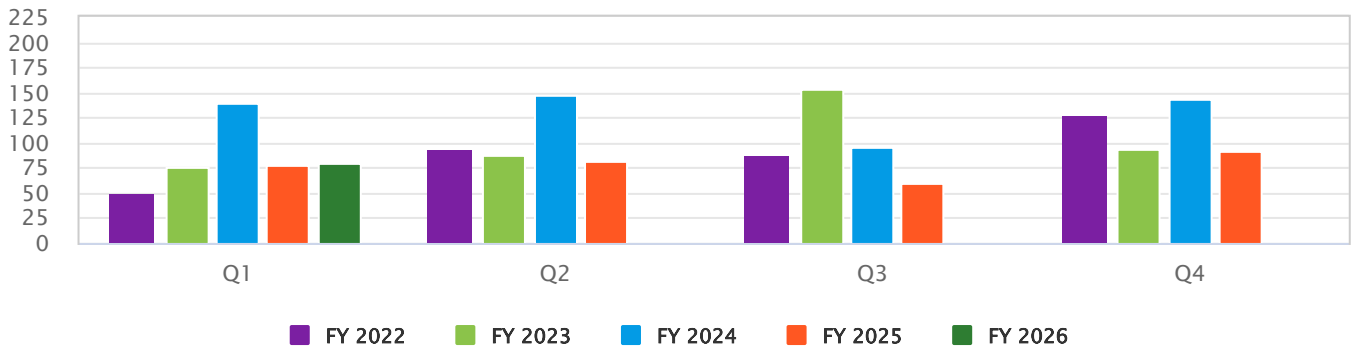


	Q1	Q2	Q3	Q4	Total
Criminal Cases	987	-	-	-	987
Civil Cases	2,042	-	-	-	2,042
Total Cases Disposed	3,029	-	-	-	3,029

JUSTICE OF THE PEACE, PCT. 3

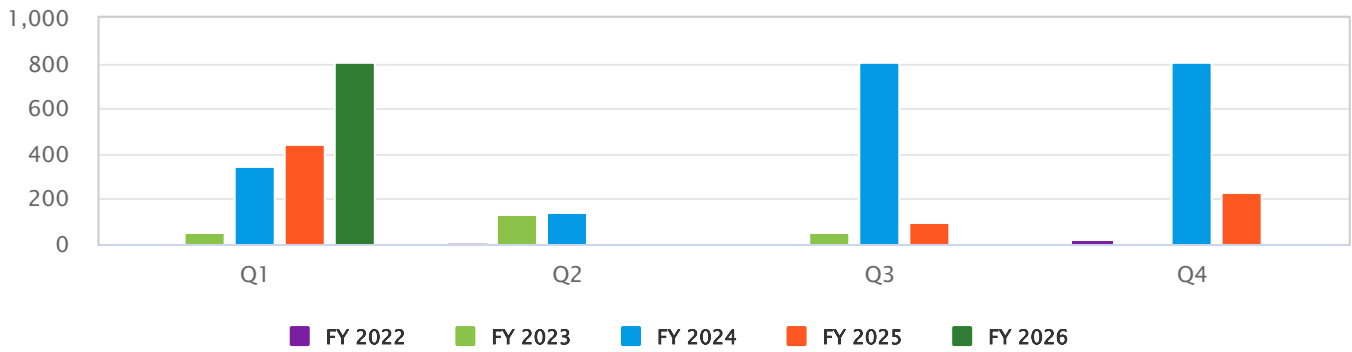
Judicial

JP 3 Cases Appealed



	Q1	Q2	Q3	Q4	Total
FY 2022	50	93	87	127	357
FY 2023	75	87	153	94	409
FY 2024	139	147	96	144	526
FY 2025	78	81	60	91	310
FY 2026	79	-	-	-	79

JP 3 Arrest Warrants Issued

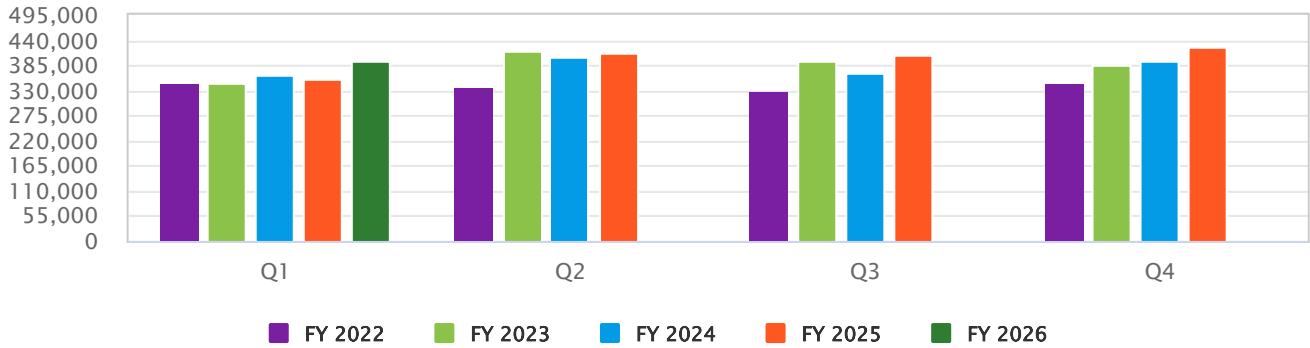


	Q1	Q2	Q3	Q4	Total
FY 2022	-	7	4	14	25
FY 2023	57	131	54	3	245
FY 2024	341	146	808	808	2,103
FY 2025	444	12	96	226	778
FY 2026	808	-	-	-	808

JUSTICE OF THE PEACE, PCT. 3

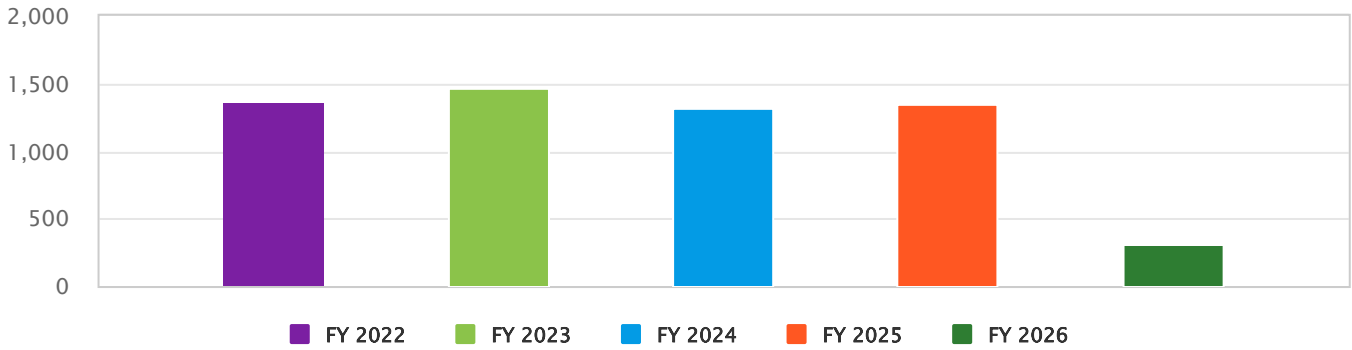
Judicial

JP 3 Total Revenue



	Q1	Q2	Q3	Q4	Total
FY 2022	347,754	338,825	328,071	346,385	1,361,035
FY 2023	345,266	415,472	393,431	385,261	1,539,430
FY 2024	365,239	403,559	369,568	395,560	1,533,926
FY 2025	353,798	412,569	406,913	426,043	1,599,323
FY 2026	394,724	-	-	-	394,724

JP 3 Total Cases Filed per Clerk

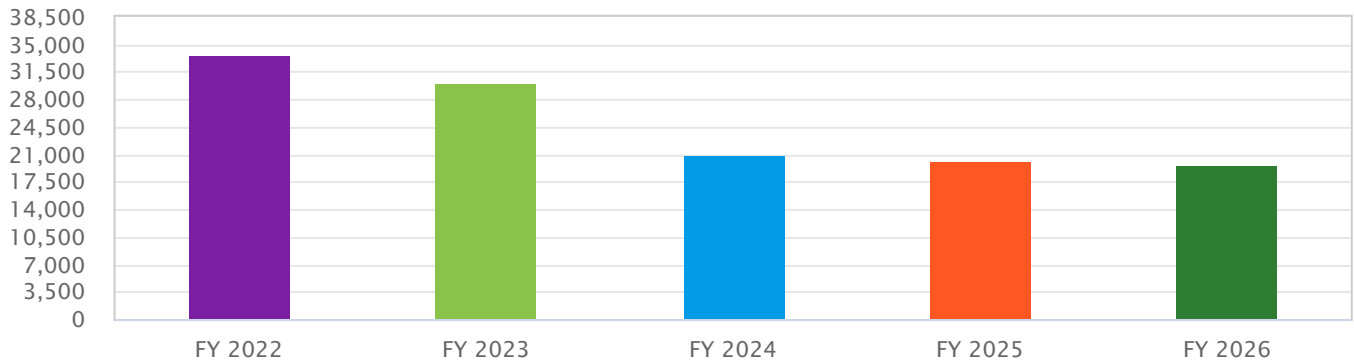


	Total Cases	# of Clerks	Total Per Clerk
FY 2022	14,926	11	1,357
FY 2023	16,058	11	1,460
FY 2024	14,529	11	1,321
FY 2025	14,894	11	1,354
FY 2026	3,441	11	313

JUSTICE OF THE PEACE, PCT. 3

Judicial

JP 3 Total Active Cases Pending



Cases pending as of the last day of the fiscal year. FY 2026 active cases pending as of December 31st, 2025.

	FY 2022	FY 2023	FY 2024	FY 2025	FY 2026
Total	33,669	30,207	20,955	20,087	19,680

**Major Programs Continued
Administrative**

Provide clerical & financial assistance to elected official. Manages personnel, records, payroll, time sheets, answers questions on procedures, maintains updates on new legislation, performs financial duties which includes making payments and deposits, balancing accounts and bank statements , assists with budget preparation, makes all travel arrangements, orders office supplies, and provides any assistance as needed. Maintain following dockets: Administrative DL Hearings, EPO Modification hearings, Property Hearings, Examining Trials, Surrender Principle Bond Warrants, Bond Violation hearings, Monthly reports to outside agencies.

Truancy

Process all school filings and issuance of subpoenas. (Truant Conduct and Failure to Require School Attendance) Work with and co ordinate five school districts as well as Evolution Academy, administrators, teachers, constables, juvenile probation and Intake, jail, district attorney, students and parents. Set cases for trial, work a docket 5 days a week. Maintain efficient flow of cases between filing and hearing dates. Operating Allen Court one 1/2 day a week and one full day a week.

JUSTICE OF THE PEACE, PCT. 4

Judicial

Major Programs Criminal

The courts have original jurisdiction in criminal cases punishable by fine only, or punishable by a fine and a sanction not consisting of confinement or imprisonment: traffic tickets, bad checks, minor in possession and others. These cases involve receiving payment, monitoring deferred and alternate sentencing, setting contested cases for trial, and pretrial hearings with the county prosecutor. Criminal procedures for these cases are found in Chapter 45 of the Texas Code of Criminal Procedure. Per Govt Code 103 courts have a variety of collection duties to perform.

FY 2026 Goals & Objectives

- > Facilitate the timely disposition of cases through an open and understandable process.
- > Conduct collection program as directed by the State of Texas.
- > Provide quality customer service that continually improves and meets or exceeds public expectations.
- > Provide a safe court environment and ensure access to court services to all citizens.

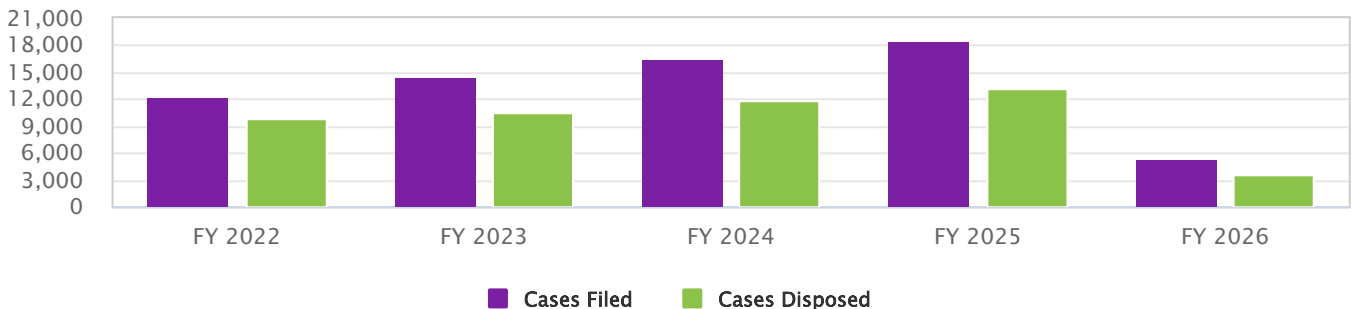
Civil

The Justice Courts in Texas are set forth in Chapter 27 of the Texas Government Code. Justice Courts have jurisdiction of civil matters in which the amount in controversy is not more than \$10,000, exclusive of interest, these include the small claims and debt claim cases. The Justice Court has original jurisdiction in eviction cases and "Repair and Remedy" landlord-tenant issues. Justice Courts also have jurisdiction of suits relating to enforcement of a deed restriction of a residential subdivision that does not concern a structural change to a dwelling. Rules 500-510 of the Texas Rules of Civil Procedure cover actions in Justice Courts.

FY 2026 Goals & Objectives

- > Facilitate the timely disposition of cases through an open and understandable process.
- > Conduct collection program as directed by the State of Texas.
- > Provide quality customer service that continually improves and meets or exceeds public expectations.
- > Provide a safe court environment and ensure access to court services to all citizens.

JP 4 Total Cases



Includes New Cases Filed, Cases Reactivated, Truant Cases and All Other Cases Added

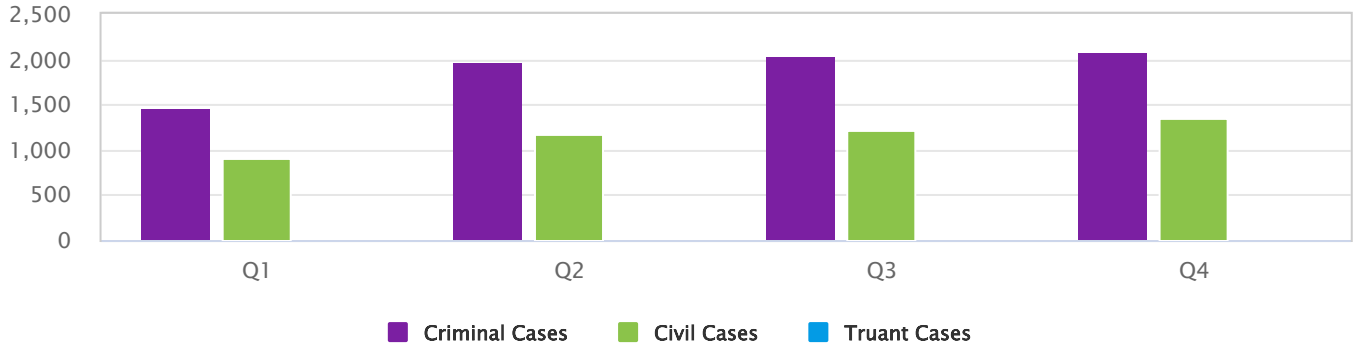
	FY 2022	FY 2023	FY 2024	FY 2025	FY 2026
Cases Filed	12,198	14,611	16,498	18,434	5,293
Cases Disposed	9,832	10,415	11,889	13,235	3,602

JUSTICE OF THE PEACE, PCT. 4

Judicial

JUDICIAL

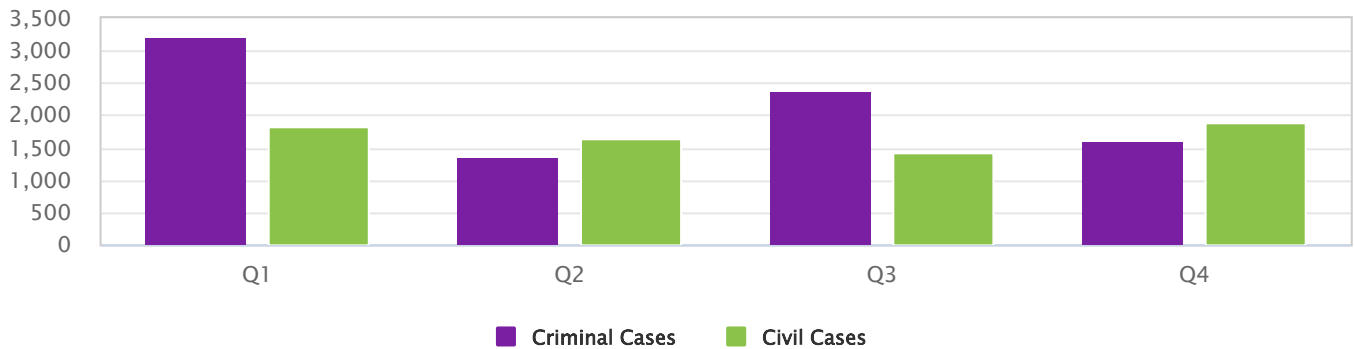
JP 4 FY 2022 Cases Filed



Includes New Cases Filed, Cases Reactivated and All Other Cases Added

	Q1	Q2	Q3	Q4	Total
Criminal Cases	1,469	1,966	2,033	2,089	7,557
Civil Cases	909	1,172	1,219	1,341	4,641
Truant Cases	-	-	-	-	-
Total Cases Filed	2,378	3,138	3,252	3,430	12,198

JP 4 FY 2022 Cases Disposed

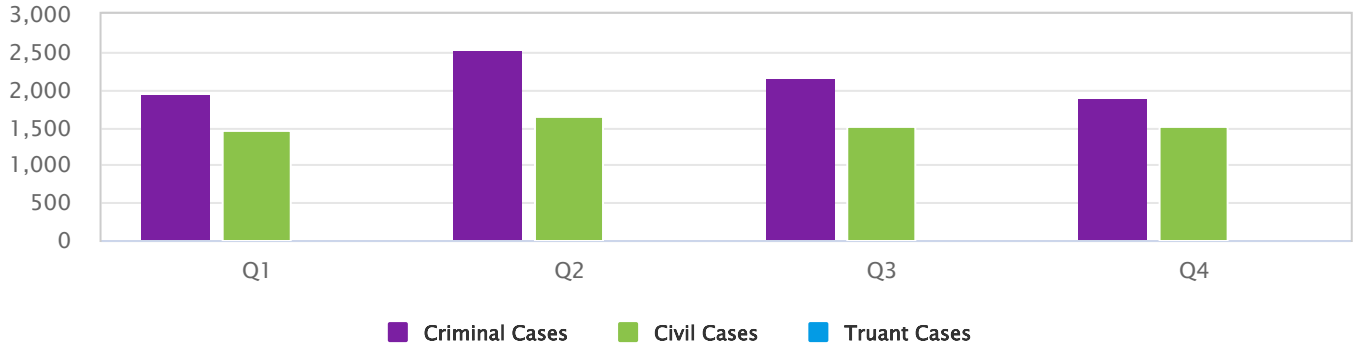


	Q1	Q2	Q3	Q4	Total
Criminal Cases	932	1,322	1,433	1,370	5,057
Civil Cases	1,124	1,261	995	1,395	4,775
Total Cases Disposed	2,056	2,583	2,428	2,765	9,832

JUSTICE OF THE PEACE, PCT. 4

Judicial

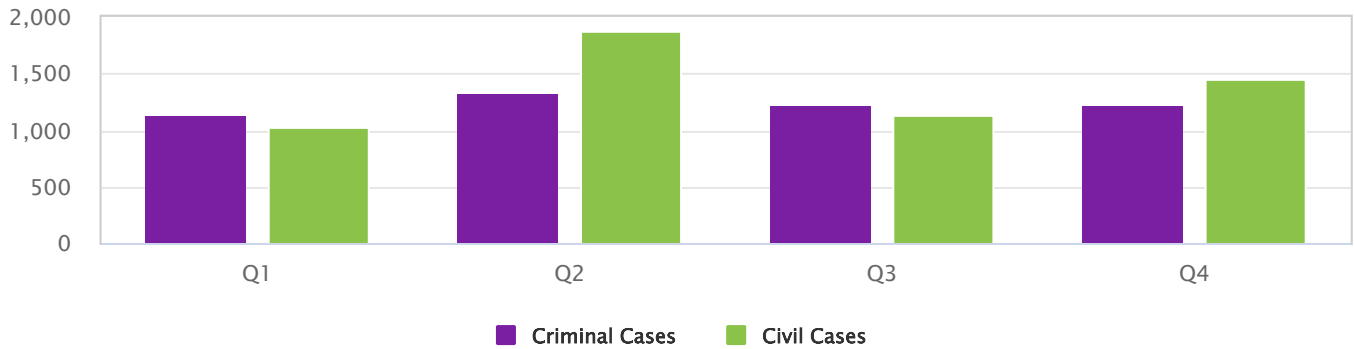
JP 4 FY 2023 Cases Filed



Includes New Cases Filed, Cases Reactivated and All Other Cases Added

	Q1	Q2	Q3	Q4	Total
Criminal Cases	1,940	2,516	2,148	1,873	8,477
Civil Cases	1,463	1,633	1,515	1,523	6,134
Truant Cases	-	-	-	-	-
Total Cases Filed	3,403	4,149	3,663	3,396	14,611

JP 4 FY 2023 Cases Disposed

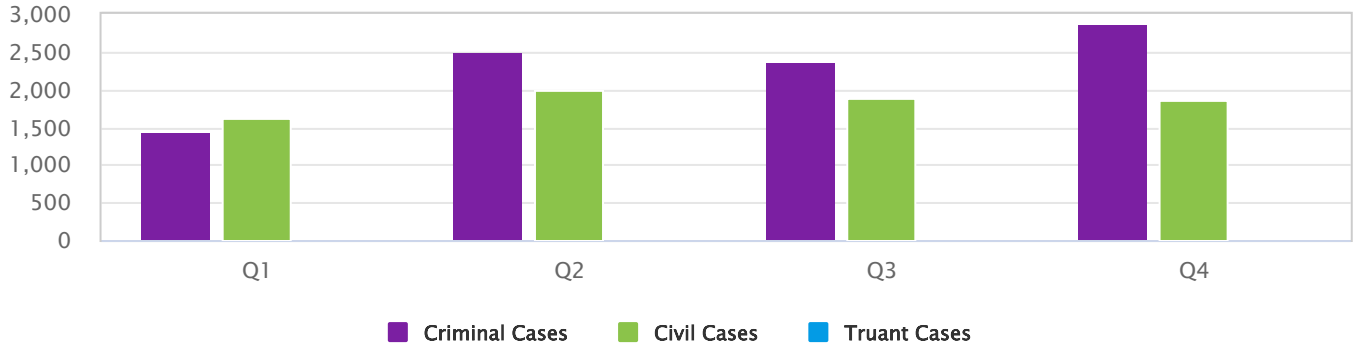


	Q1	Q2	Q3	Q4	Total
Criminal Cases	1,132	1,332	1,230	1,222	4,916
Civil Cases	1,033	1,876	1,141	1,449	5,499
Total Cases Disposed	2,165	3,208	2,371	2,671	10,415

JUSTICE OF THE PEACE, PCT. 4

Judicial

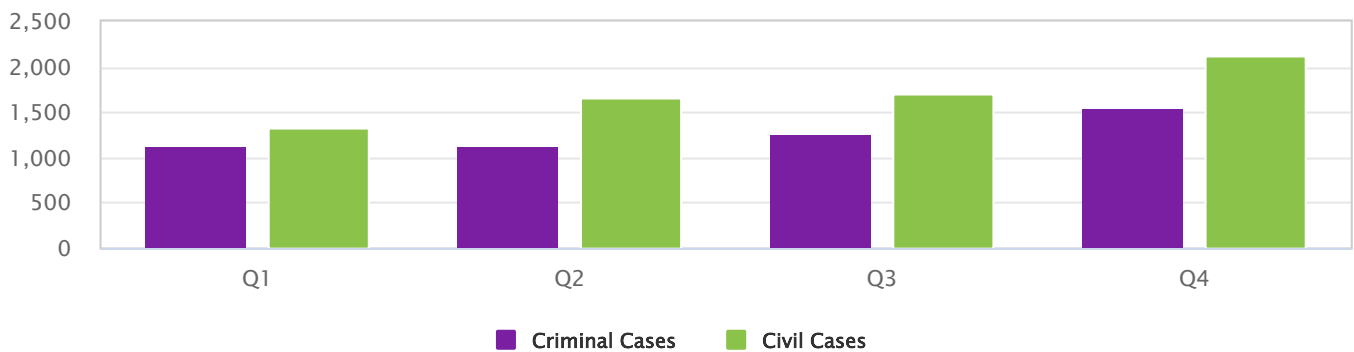
JP 4 FY 2024 Cases Filed



Includes New Cases Filed, Cases Reactivated and All Other Cases Added

	Q1	Q2	Q3	Q4	Total
Criminal Cases	1,432	2,483	2,356	2,854	9,125
Civil Cases	1,630	1,996	1,887	1,860	7,373
Truant Cases	-	-	-	-	-
Total Cases Filed	3,062	4,479	4,243	4,714	16,498

JP 4 FY 2024 Cases Disposed

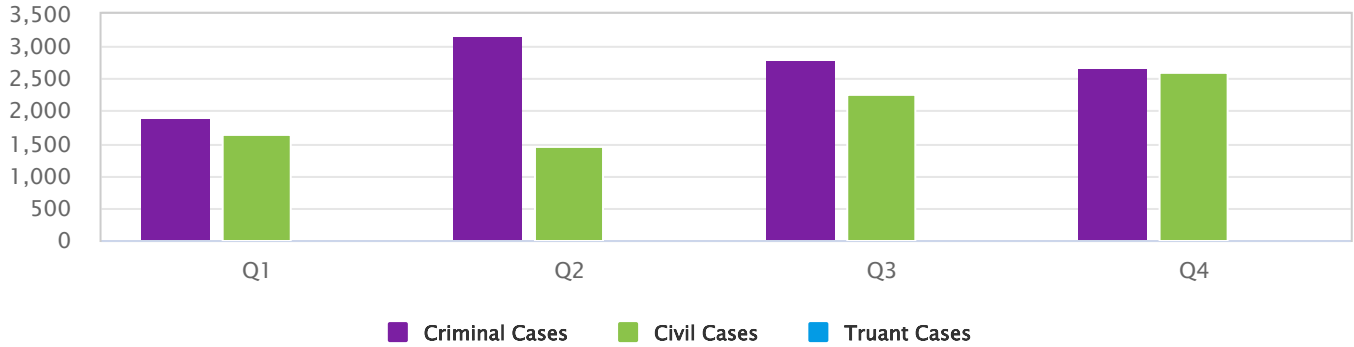


	Q1	Q2	Q3	Q4	Total
Criminal Cases	1,125	1,126	1,252	1,559	5,062
Civil Cases	1,329	1,667	1,699	2,132	6,827
Total Cases Disposed	2,454	2,793	2,951	3,691	11,889

JUSTICE OF THE PEACE, PCT. 4

Judicial

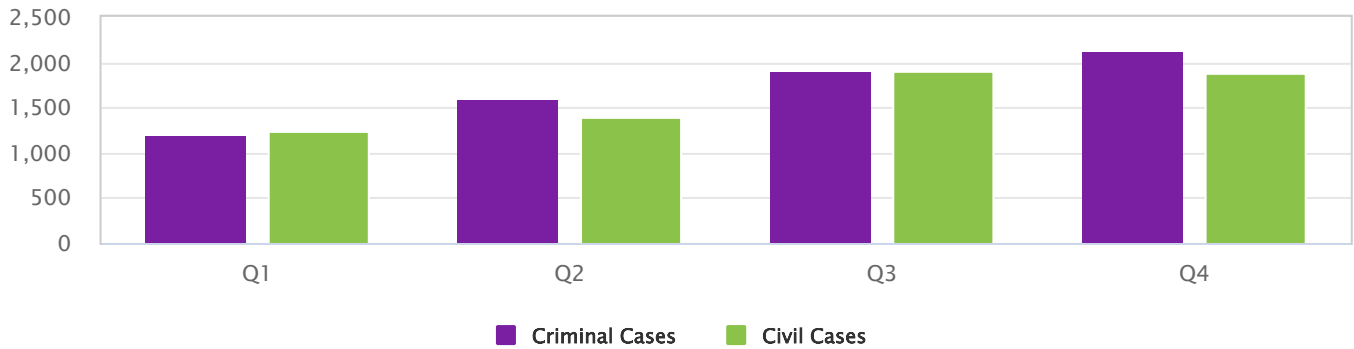
JP 4 FY 2025 Cases Filed



Includes New Cases Filed, Cases Reactivated and All Other Cases Added

	Q1	Q2	Q3	Q4	Total
Criminal Cases	1,886	3,154	2,788	2,671	10,499
Civil Cases	1,640	1,442	2,260	2,593	7,935
Truant Cases	-	-	-	-	-
Total Cases Filed	3,526	4,596	5,048	5,264	18,434

JP 4 FY 2025 Cases Disposed



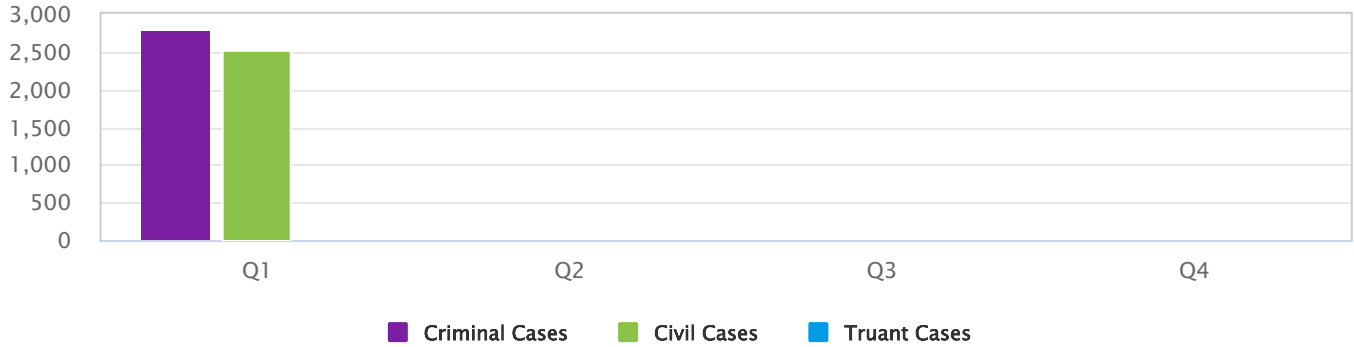
	Q1	Q2	Q3	Q4	Total
Criminal Cases	1,191	1,589	1,896	2,122	6,798
Civil Cases	1,239	1,398	1,912	1,888	6,437
Total Cases Disposed	2,430	2,987	3,808	4,010	13,235

JUSTICE OF THE PEACE, PCT. 4

Judicial

JUDICIAL

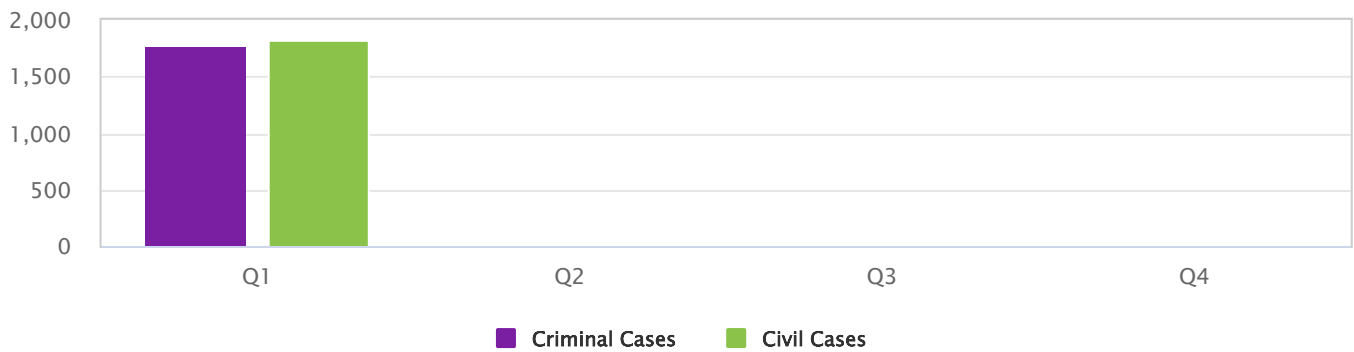
JP 4 FY 2026 Cases Filed



Includes New Cases Filed, Cases Reactivated and All Other Cases Added

	Q1	Q2	Q3	Q4	Total
Criminal Cases	2,776	-	-	-	2,776
Civil Cases	2,517	-	-	-	2,517
Truant Cases	-	-	-	-	-
Total Cases Filed	5,293	-	-	-	5,293

JP 4 FY 2026 Cases Disposed

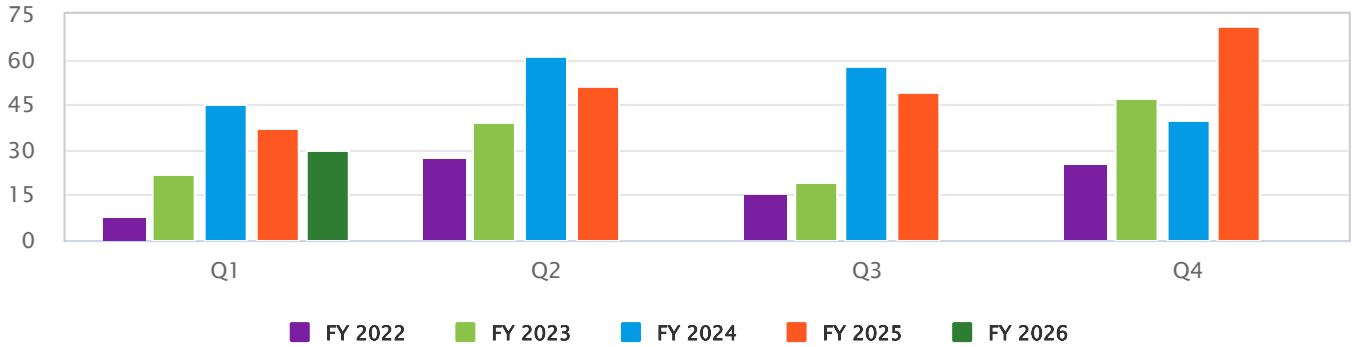


	Q1	Q2	Q3	Q4	Total
Criminal Cases	1,773	-	-	-	1,773
Civil Cases	1,829	-	-	-	1,829
Total Cases Disposed	3,602	-	-	-	3,602

JUSTICE OF THE PEACE, PCT. 4

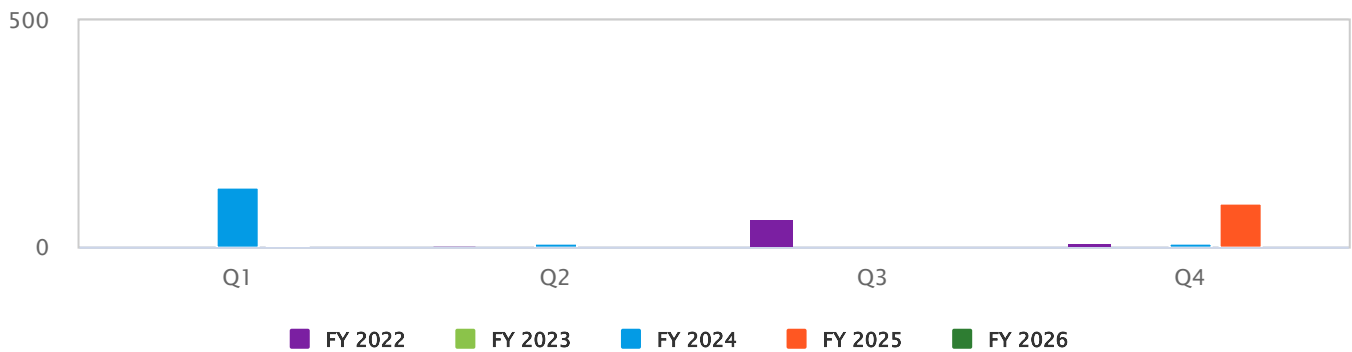
Judicial

JP 4 Cases Appealed



	Q1	Q2	Q3	Q4	Total
FY 2022	8	27	15	25	75
FY 2023	22	39	19	47	127
FY 2024	45	61	58	40	204
FY 2025	37	51	49	71	208
FY 2026	30	-	-	-	30

JP 4 Arrest Warrants Issued



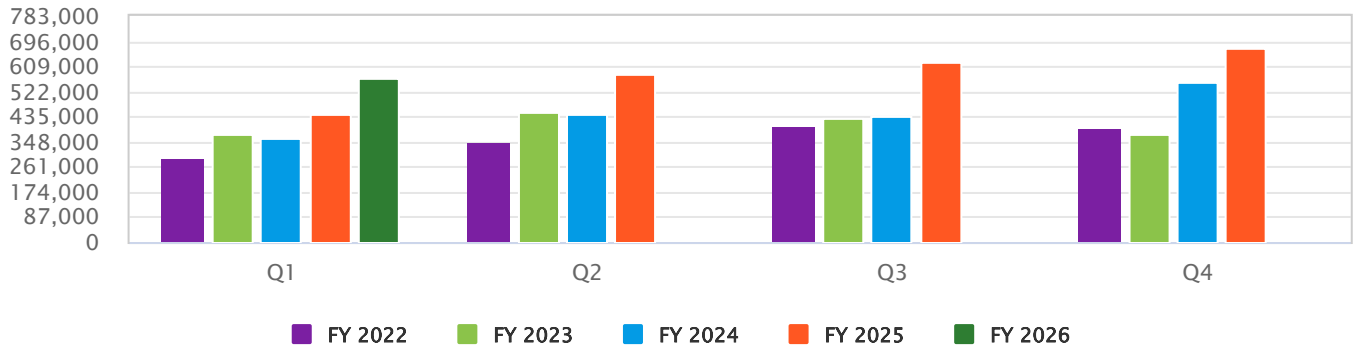
	Q1	Q2	Q3	Q4	Total
FY 2022	2	3	63	9	77
FY 2023	-	1	-	-	1
FY 2024	134	10	1	9	154
FY 2025	3	1	-	99	103
FY 2026	1	-	-	-	1

JUSTICE OF THE PEACE, PCT. 4

Judicial

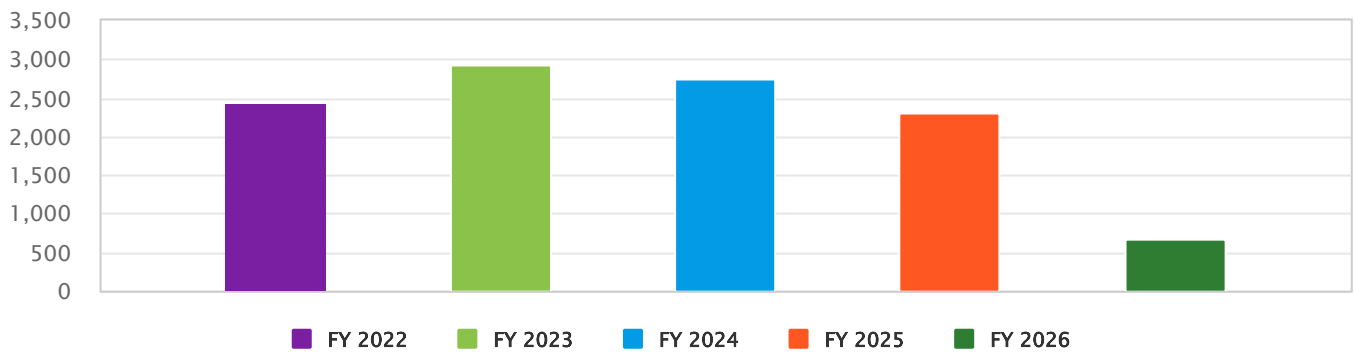
JUDICIAL

JP 4 Total Revenue



	Q1	Q2	Q3	Q4	Total
FY 2022	288,052	349,884	398,896	394,620	1,431,452
FY 2023	373,372	453,645	430,758	371,395	1,629,170
FY 2024	358,288	443,345	438,964	555,389	1,795,986
FY 2025	445,548	582,771	621,059	673,225	2,322,603
FY 2026	567,083	-	-	-	567,083

JP 4 Total Cases Filed per Clerk

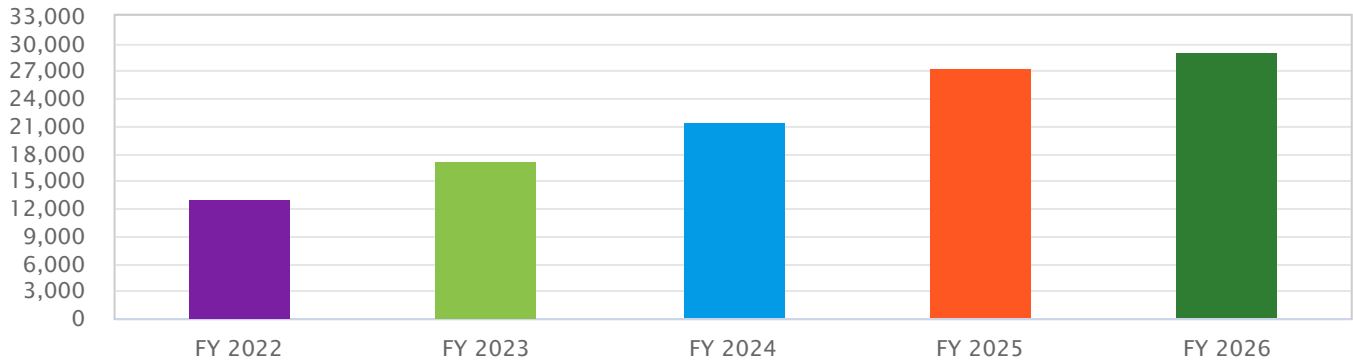


	Total Cases	# of Clerks	Total Per Clerk
FY 2022	12,198	5	2,440
FY 2023	14,611	5	2,922
FY 2024	16,498	6	2,750
FY 2025	18,434	8	2,304
FY 2026	5,293	8	662

JUSTICE OF THE PEACE, PCT. 4

Judicial

JP 4 Total Active Cases Pending



Cases pending as of the last day of the fiscal year. FY 2026 active cases pending as of December 31st, 2025.

	FY 2022	FY 2023	FY 2024	FY 2025	FY 2026
Total	13,051	17,192	21,519	27,356	29,043

Major Programs Continued Administrative Hearings

Justice of the Peace Courts perform other duties include presiding over peace bond hearings, reviewing applications for mental health or chemically dependent commitments, conducting compulsory school attendance trials, giving warnings to juveniles required by law, conducting property hearings, conducting Occupational Driver’s License hearings and providing an appeal platform for certain government agency rulings. They issue warrants for and conduct hearings concerning seizure and disposition of cruelly treated animals. JP’s also perform marriage ceremonies.

FY 2026 Goals & Objectives

- > Facilitate timely disposition of cases through an open and understandable process.
- > Provide quality customer service that continually improves and meets or exceeds public expectations.
- > Provide a safe court environment and ensure access to court services to all citizens.
- > Provide a fair and impartial forum and resolve cases in a responsible manner.

Management Processes

Court Management performs the administrative support activities for the efficient operation of the Court and consists of: preparation, submission and management of the budgets; recruiting, hiring, training, evaluating, monitoring, managing and counseling personnel; management of space, equipment; dissemination of information concerning, or of interest to, this Court; procurement of material, supplies, and services; custody and disbursement of funds for this Court; preparation of reports concerning this Court; study and improvement of case flow, time standards, and calendaring; administering accounting, purchasing, payroll, and financial control functions.

FY 2026 Goals & Objectives

- > To be fiscally responsible, managing priorities and demands to ensure most efficient use of resources.
- > Ensure accuracy of financial data and timeliness of fiscal obligations.
- > Provide training and program guidance to clerical staff.

The data is obtained from the Court Activity Reporting and Directory System of the Texas Office of Court Administration (OCA) at <http://card.txcourts.gov/ReportCriteria.aspx>. All the case information that Collin County Justice of the Peace offices report to Texas OCA is generated by the County’s system of record: Odyssey.

LAW LIBRARY

Judicial

JUDICIAL

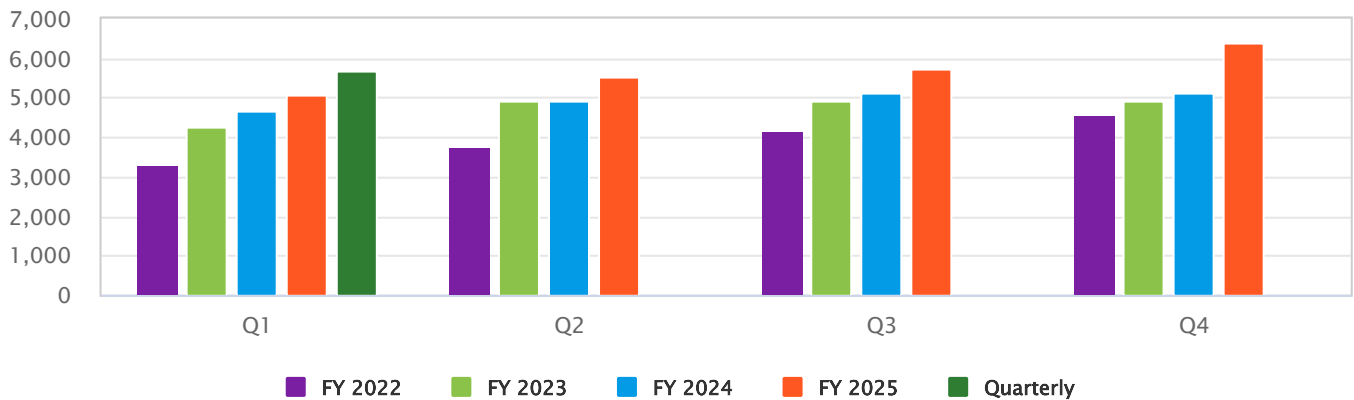
Reference Services

The Law Library provides reference services to judges, litigants and the residents of Collin County. Activity is tracked and recorded by the Law Library.

Goals & Objectives

1. Provide prompt research services to library patrons.
2. Provide online and print legal support for judges, litigants and the residents of Collin County to enhance access to current legal information.

Activity Requests: Walk In, Phone, Email, and Attorneys



	Referral Slips	Forms	Copier/Fax/Phone	Research	Notary	General Questions	Computer	Total
Walk-in Encounters	69	1,436	434	698	494	620	263	4,014
Phone Requests	-	129	-	2	-	494	-	625
Email Requests	-	115	-	2	-	672	-	789
Attorney/Clerk/Court Requests	-	3	20	110	1	16	122	272
1st Quarter Total	69	1,683	454	812	495	1,802	385	5,700

LAW LIBRARY

Judicial

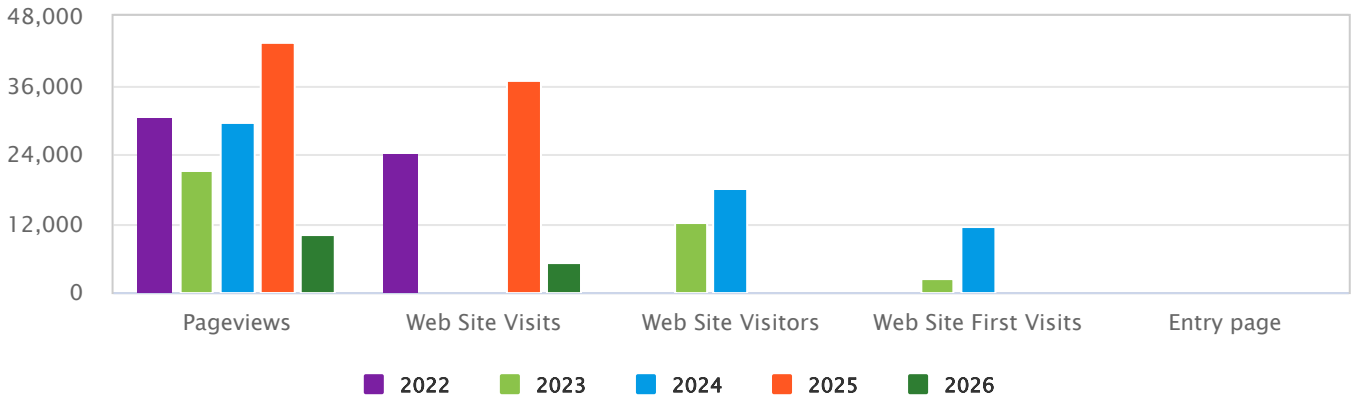
Website Activity

Website activity as reported by the Law Library from the Information Technology Department.

Goals & Objectives

1. Web page is to be updated with the latest information.
2. Question and Answer section should be updated by the 15th of the month at least 90% of the time.

Law Library Web Site Stats



Quarter & Fiscal Year	Pageviews	Web Site Visits	Web Site Visitors	Web Site First Visits	Entry page
Q1 '22	6,876	5,491	NA	NA	NA
Q2 '22	7,058	5,614	NA	NA	NA
Q3 '22	7,954	6,325	NA	NA	NA
Q4 '22	8,552	6,979	NA	NA	NA
Q1 '23	6,209	NA	3,445	2,320	NA
Q2 '23	9,533	NA	5,290	NA	NA
Q3 '23	NA	NA	NA	NA	NA
Q4 '23	5,550	NA	3,338	NA	NA
Q1 '24	7,025	NA	4,345	2,757	NA
Q2 '24	7,741	NA	4,644	2,916	NA
Q3 '24	7,345	NA	4,484	2,842	NA
Q4 '24	7,376	NA	4,505	2,798	NA
Q1 '25	9,690	8,269	NA	NA	NA
Q2 '25	11,488	9,749	NA	NA	NA
Q3 '25	11,475	9,711	NA	NA	NA
Q4 '25	10,687	9,237	NA	NA	NA
Q1 '26	10,037	5,166	NA	NA	NA

Data available for website hits is variable based on the reporting system used. The County has changed reporting systems in the last 5 years (Q1 of FY 2023).

LAW LIBRARY

Judicial

Definitions:

Pageviews – the number of “hits” or times a particular webpage has been viewed overall during the requested time period.

Visits – number of unique visitor sessions (until they exit the website or are inactive for 30 minutes) occurred during the requested time period.

Visitors – number of unique visitors occurred during the requested time period.

First Visitors – the number of visitors that have not been to this webpage for the first time.

Entry Page – the number of times that this webpage was the first page that they viewed on our website during a visitor session.

MAGISTRATE

Judicial

JUDICIAL

Magistration

Magistration is the first hearing at which an arrested person is taken once arrested and taken to jail. During this hearing, the Magistrate informs the accused of their rights and of the charges made against them. The Magistrate also makes a determination of probable cause on each charge alleged and is responsible for determining whether a defendant is eligible for bail and if so, how much. The Magistrate may also issue bond conditions, emergency protection orders and orders for interlock or electronic monitoring devices.

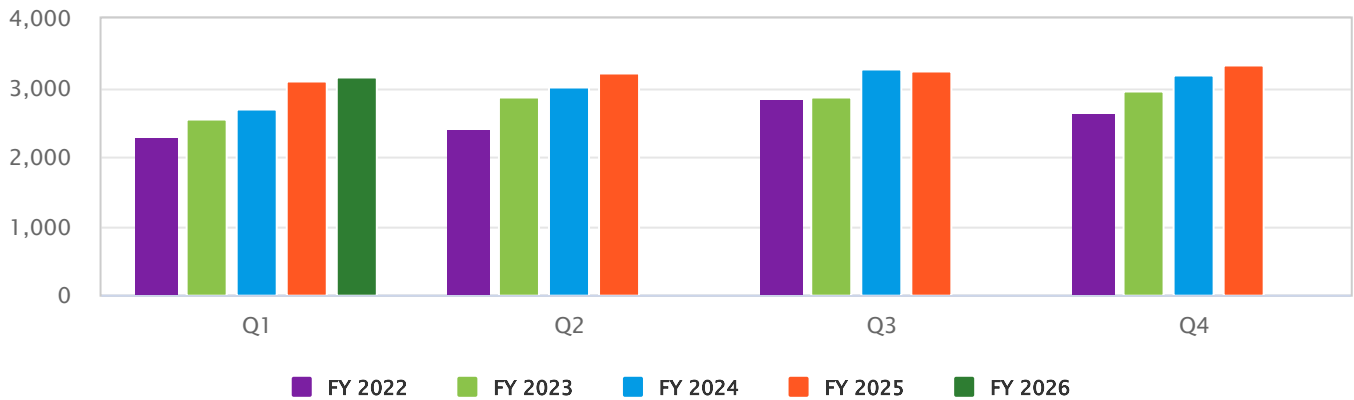
The Magistrate Department is responsible for managing the operations of the Magistrate Court, whose mission it is to uphold the United States Constitution and laws of the State of Texas in an equitable and impartial manner. The Magistrate Department is dedicated to upholding justice with professionalism, respect and integrity. The Magistrate is primarily responsible for informing defendants of their rights, determining probable cause and setting bail, as well as issuing any bond conditions deemed necessary.

FY 2026 Goals & Objectives

The focus for FY 2026 will be to:

- > To faithfully and impartially apply the laws, statutes and rules applicable to the judicial branch
- > Continue to evolve pre-trial judicial processes to ensure compliance with the law.

Magistration Cases Heard

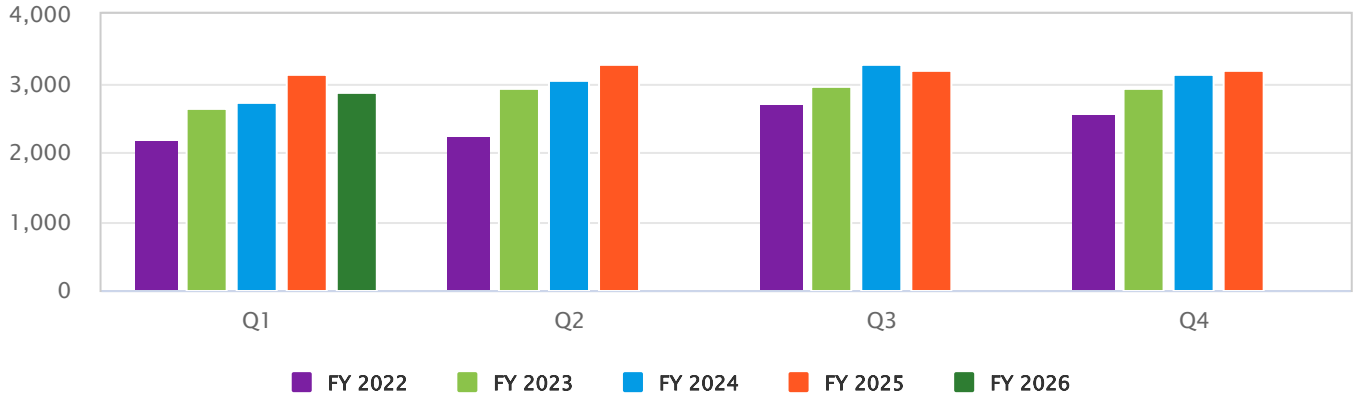


	Q1	Q2	Q3	Q4	Total
FY 2022	2,289	2,397	2,846	2,644	10,176
FY 2023	2,543	2,883	2,879	2,950	11,255
FY 2024	2,694	3,005	3,263	3,180	12,142
FY 2025	3,109	3,219	3,240	3,330	12,898
FY 2026	3,169	-	-	-	3,169

MAGISTRATE

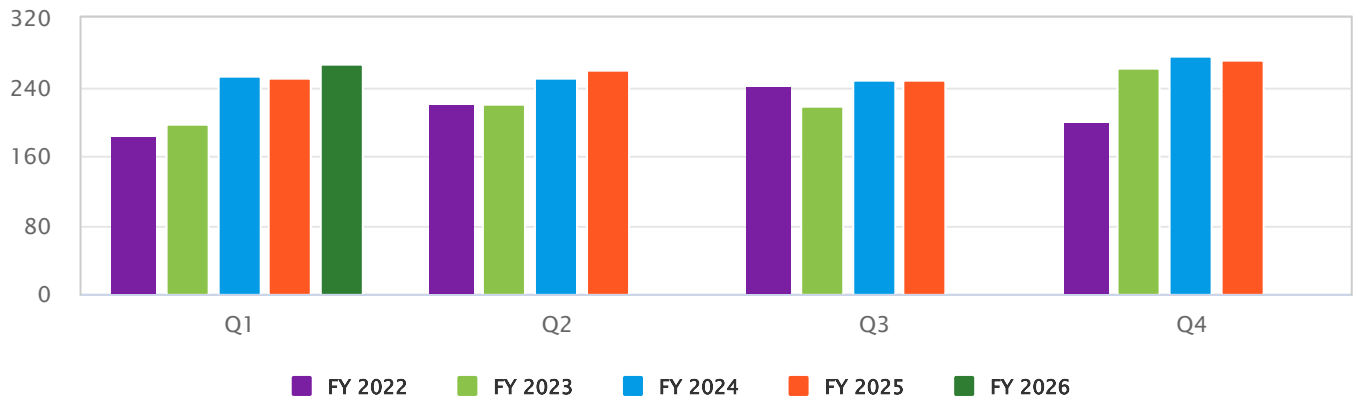
Judicial

Bond Conditions Issued



	Q1	Q2	Q3	Q4	Total
FY 2022	2,182	2,219	2,707	2,564	9,672
FY 2023	2,648	2,942	2,944	2,933	11,467
FY 2024	2,717	3,047	3,266	3,124	12,154
FY 2025	3,138	3,277	3,175	3,201	12,791
FY 2026	2,880	-	-	-	2,880

Emergency Protective Orders Issued



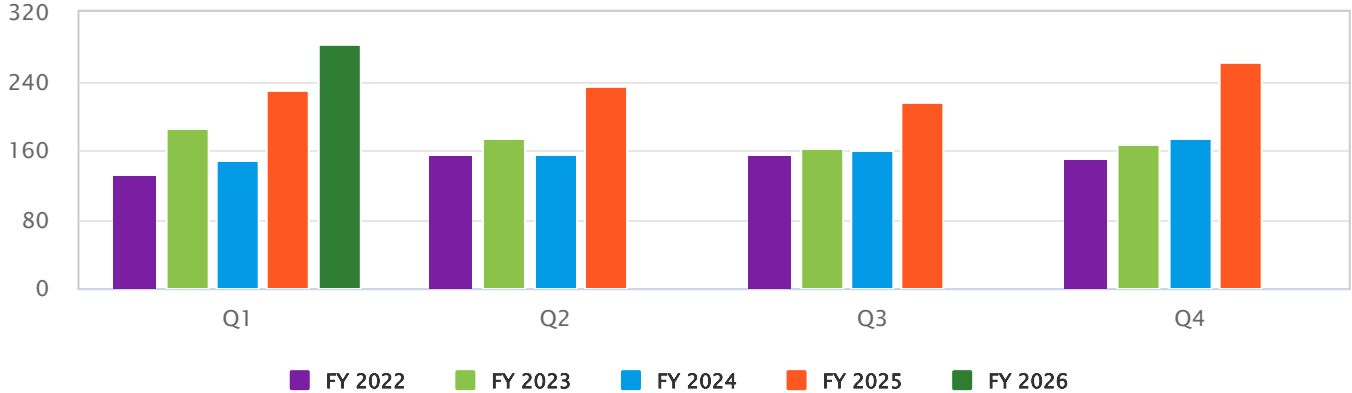
	Q1	Q2	Q3	Q4	Total
FY 2022	183	220	242	199	844
FY 2023	196	220	218	262	896
FY 2024	252	251	248	275	1,026
FY 2025	250	260	249	271	1,030
FY 2026	267	-	-	-	267

MAGISTRATE

Judicial

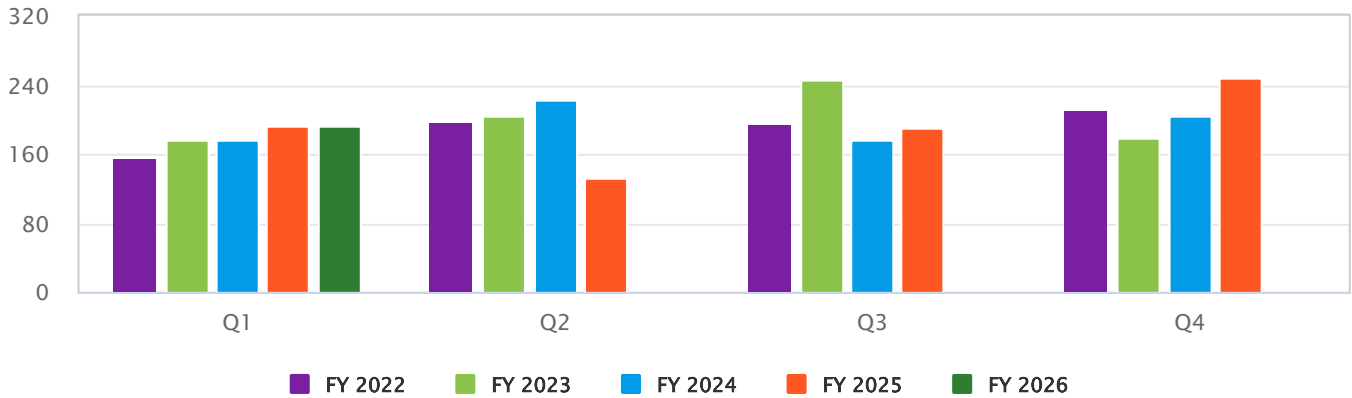
JUDICIAL

Ignition Interlock Device Issued



	Q1	Q2	Q3	Q4	Total
FY 2022	133	155	156	151	595
FY 2023	186	173	162	167	688
FY 2024	149	156	159	174	638
FY 2025	229	235	215	263	942
FY 2026	283	-	-	-	283

Courthouse Hearings



	Q1	Q2	Q3	Q4	Total
FY 2022	155	197	195	211	758
FY 2023	176	203	246	178	803
FY 2024	177	222	177	205	781
FY 2025	192	133	190	249	764
FY 2026	193	-	-	-	193

PROBATE MENTAL

Judicial

Mental - Document Preparation

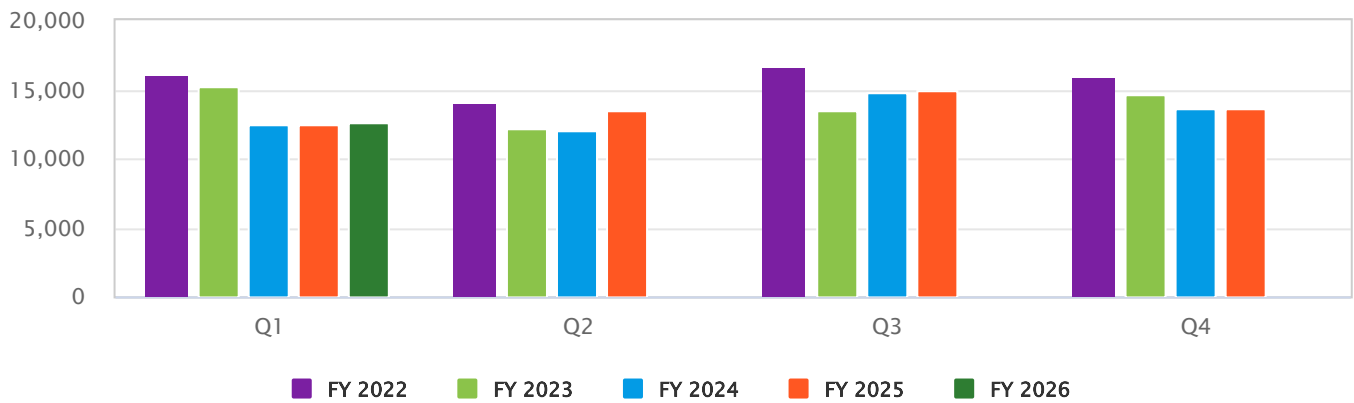
Receive all applications, motions, notices or any other paper document or item made part of the record. These shall be filed with the clerk. Accurately record and prepare case files, prepare service papers and contact deputies and hospitals to serve papers in a timely manner.

Description of measures as reported from County Clerk Probate/Mental Department Odyssey Software System.

FY 2026 Goals & Objectives

- > Consistently meet requirements set by statute. Documents prepared and patient served within 24 hours.

Mental Documents Prepared



	Q1	Q2	Q3	Q4	Total
FY 2022	16,116	14,124	16,613	15,970	62,823
FY 2023	15,221	12,107	13,475	14,658	55,461
FY 2024	12,431	12,013	14,763	13,674	52,881
FY 2025	12,420	13,449	14,903	13,683	54,455
FY 2026	12,652	-	-	-	12,652

PROBATE MENTAL

Judicial

Mental - Case Detail

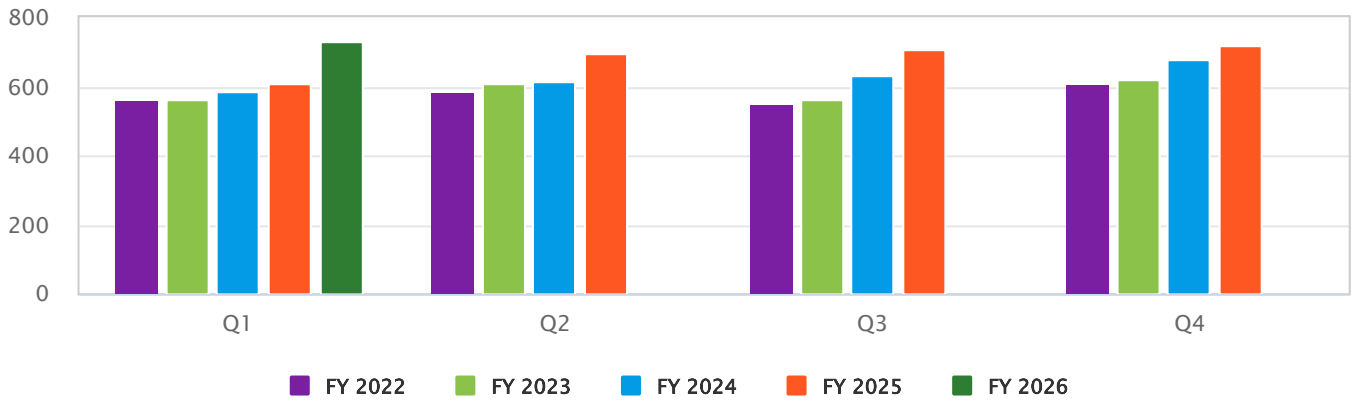
Attend preliminary hearings, update files, prepare for final hearings, contact hospitals and attend final hearings.

Description of measures as reported from County Clerk Probate/Mental Department-Odyssey Software System.

FY 2026 Goals & Objectives

- > Consistently meet statutory requirements of 24 hours to issue. Complete Order of Protective Custody within 2 hours of receipt from hospital.

Mental Cases Filed



	Q1	Q2	Q3	Q4	Total
FY 2022	562	586	551	607	2,306
FY 2023	560	606	565	623	2,354
FY 2024	588	617	632	679	2,516
FY 2025	606	696	710	716	2,728
FY 2026	732	-	-	-	732

PROBATE MENTAL

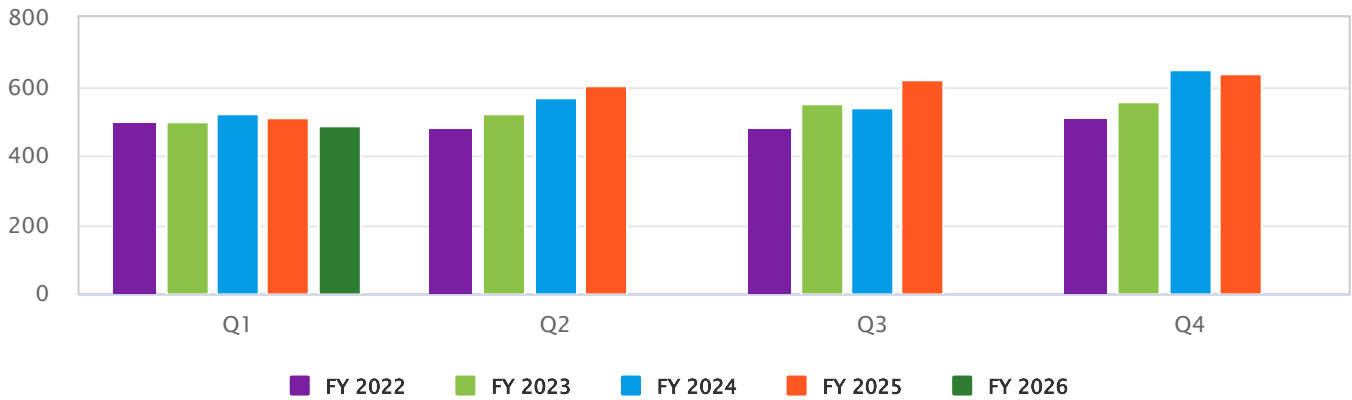
Judicial

Mental Hearings Held



	Q1	Q2	Q3	Q4	Total
FY 2022	524	550	516	564	2,154
FY 2023	540	582	548	559	2,229
FY 2024	553	623	594	679	2,449
FY 2025	525	684	698	708	2,615
FY 2026	680	-	-	-	680

Mental Dismissal Hearings



	Q1	Q2	Q3	Q4	Total
FY 2022	501	480	482	510	1,973
FY 2023	498	519	553	554	2,124
FY 2024	524	569	537	648	2,278
FY 2025	509	603	622	639	2,373
FY 2026	486	-	-	-	486

PROBATE MENTAL

Judicial

Mental - File Review

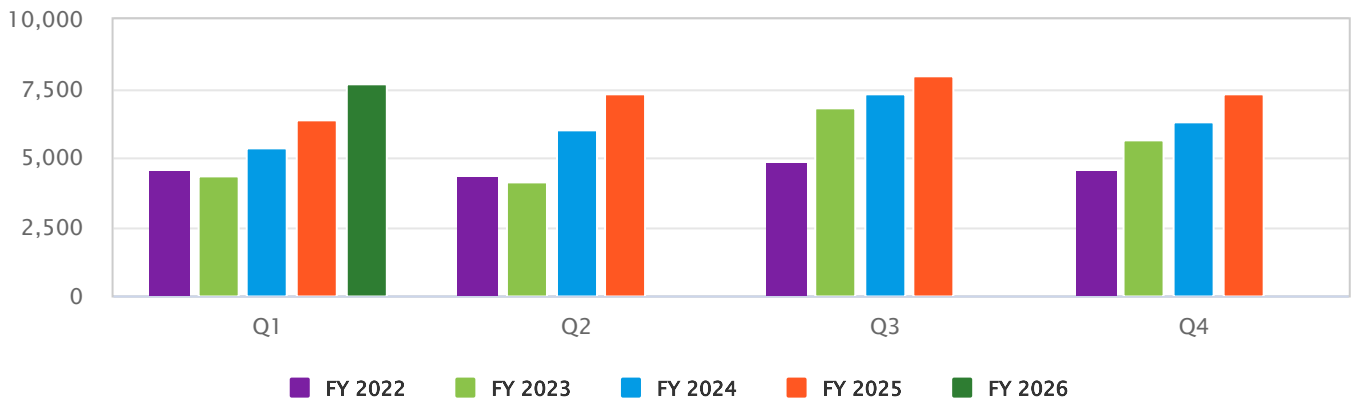
Attend preliminary hearings, update files, prepare for final hearings, contact hospitals and attend final hearings. Cases must be reviewed within 1 business day after a hearing is held.

Description of measures as reported from County Clerk Probate/Mental Department-Odyssey Software System.

FY 2026 Goals & Objectives

- > Consistently meet requirements for case review. Cases are reviewed the same morning the hearing is held.

Mental File Review



	Q1	Q2	Q3	Q4	Total
FY 2022	4,582	4,360	4,833	4,600	18,375
FY 2023	4,335	4,102	6,835	5,684	20,956
FY 2024	5,398	6,049	7,306	6,279	25,032
FY 2025	6,391	7,283	7,981	7,318	28,973
FY 2026	7,702	-	-	-	7,702

PROBATE MENTAL



Probate/Guardianships - Document Preparation

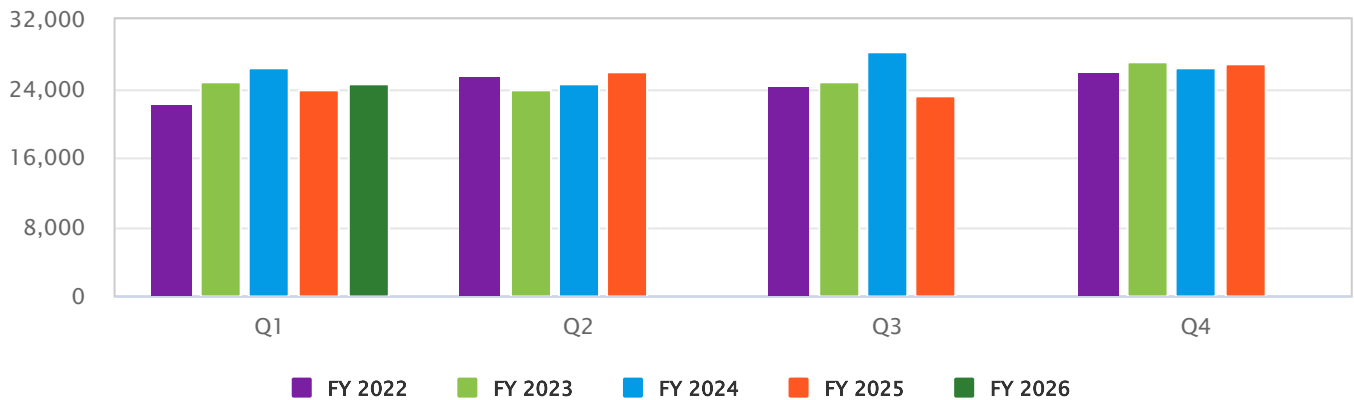
Receive all applications, file and prepare case files for hearings, prepare citations and scan.

Description of measures as reported from County Clerk Probate/Mental Department-Odyssey Software System.

FY 2026 Goals & Objectives

- > Consistently meet statutory requirements for document preparation. These documents are prepared within 1 business day of receipt.

Probate Documents Prepared

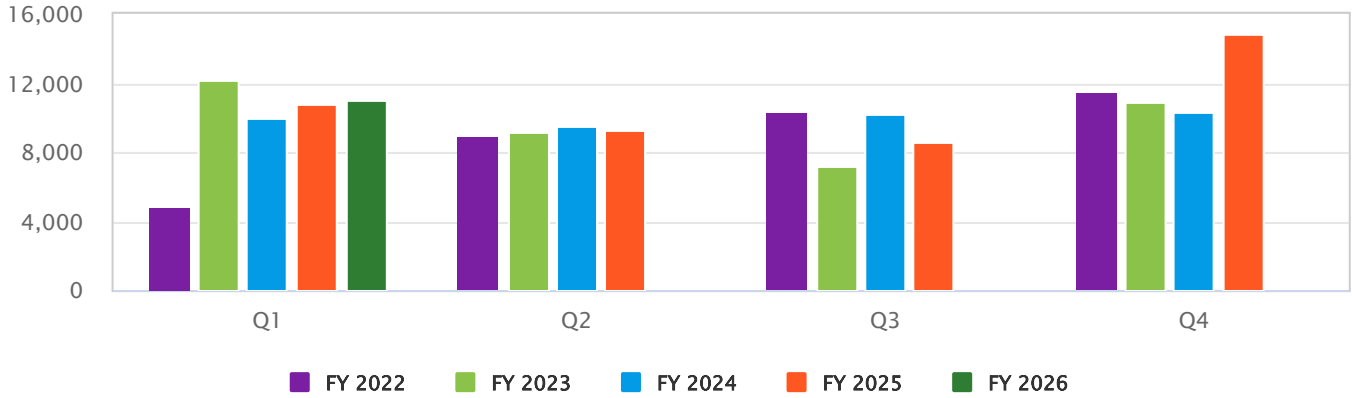


	Q1	Q2	Q3	Q4	Total
FY 2022	22,189	25,583	24,234	25,969	97,975
FY 2023	24,724	23,790	24,893	27,164	100,571
FY 2024	26,489	24,612	28,267	26,522	105,890
FY 2025	23,790	25,959	23,254	26,903	99,906
FY 2026	24,524	-	-	-	24,524

PROBATE MENTAL

Judicial

Guardianship Documents Prepared



	Q1	Q2	Q3	Q4	Total
FY 2022	4,834	8,886	10,266	11,476	35,462
FY 2023	12,214	9,115	7,213	10,865	39,407
FY 2024	9,982	9,495	10,259	10,336	40,072
FY 2025	10,772	9,244	8,525	14,804	43,345
FY 2026	11,014	-	-	-	11,014

PROBATE MENTAL

Judicial

Probate/Guardianships - Case File Detail

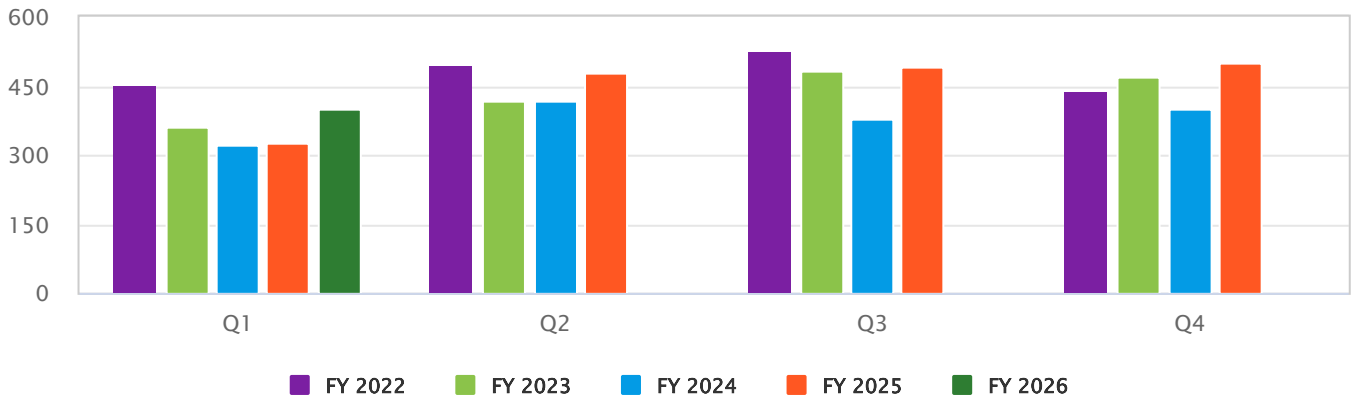
File all pleadings, motions, notices, briefs, proposed orders, proposed judgments, and any other paper, document or thing made a part of record that shall be filed with the clerk that are mailed by customers or E-Filed by attorneys to be added to file. Enter case information on the computer into the proper case file. Scan documents as filed. In Guardianship cases send the Court Investigator a copy of the file. When we receive a report from the Court Investigator, we appoint Attorney Ad Litem to represent the individual Set hearings and maintain Judges calendar. Send notices, perform record searches, issue certified and exemplified copies. Keep in contact with attorneys on hearings and reminders of any filings that need to be sent in. Scan and verify as needed.

Description of measures as reported from County Clerk Probate/Mental Department-Odyssey Software System.

FY 2026 Goals & Objectives

- > Consistently meet statutory requirement of case filings, to be completed within 2 days and QC'ed within 2 business days.

Probate Cases Filed



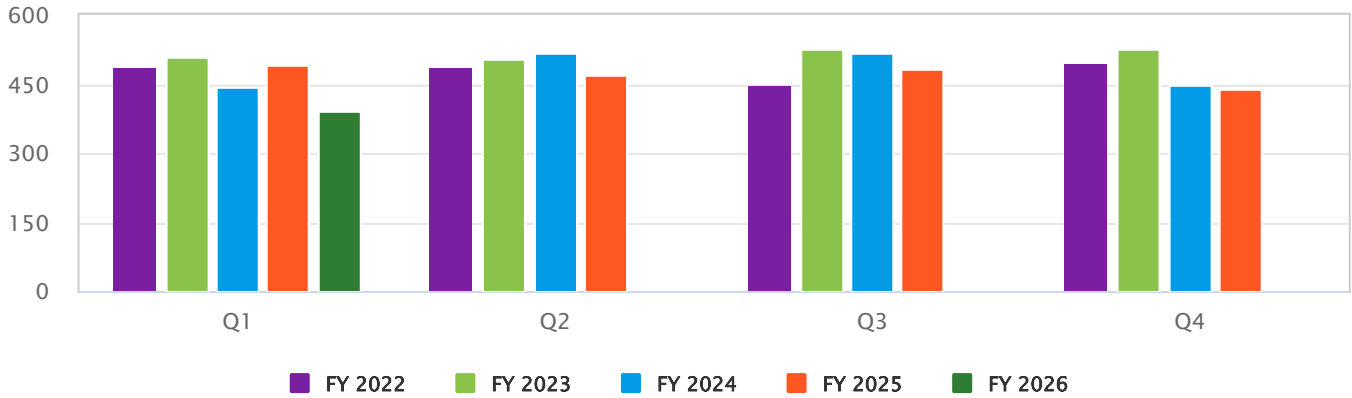
	Q1	Q2	Q3	Q4	Total
FY 2022	451	494	527	441	1,913
FY 2023	359	419	482	468	1,728
FY 2024	323	418	377	399	1,517
FY 2025	328	478	490	502	1,798
FY 2026	400	-	-	-	400

PROBATE MENTAL

Judicial

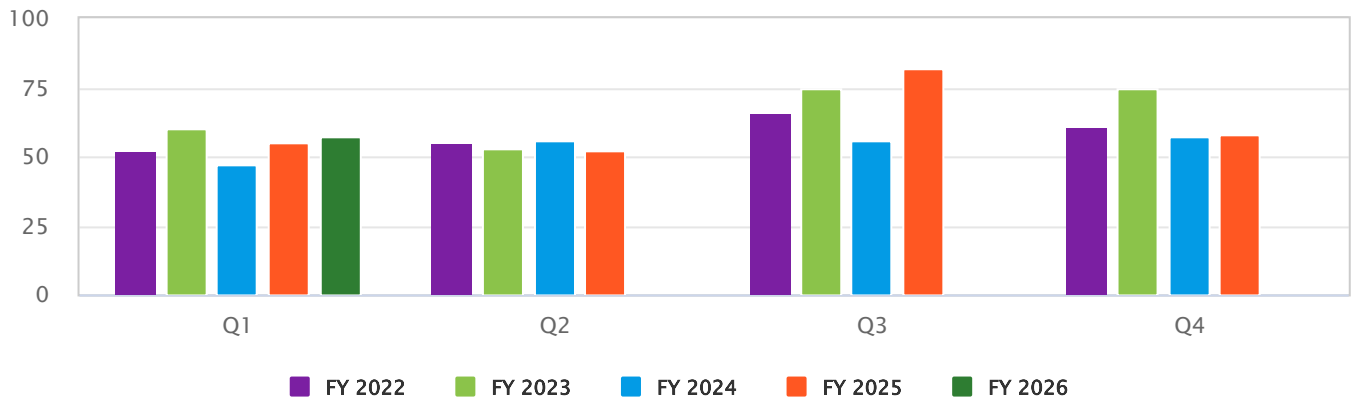
JUDICIAL

Probate Hearings Held



	Q1	Q2	Q3	Q4	Total
FY 2022	489	489	446	496	1,920
FY 2023	507	504	524	526	2,061
FY 2024	444	519	518	448	1,929
FY 2025	493	471	483	438	1,885
FY 2026	390	-	-	-	390

Guardianships Filed



	Q1	Q2	Q3	Q4	Total
FY 2022	52	55	66	61	234
FY 2023	60	53	75	75	263
FY 2024	47	56	56	57	216
FY 2025	55	52	82	58	247
FY 2026	57	-	-	-	57

PROBATE MENTAL

Judicial

Probate/Guardianships - File Review

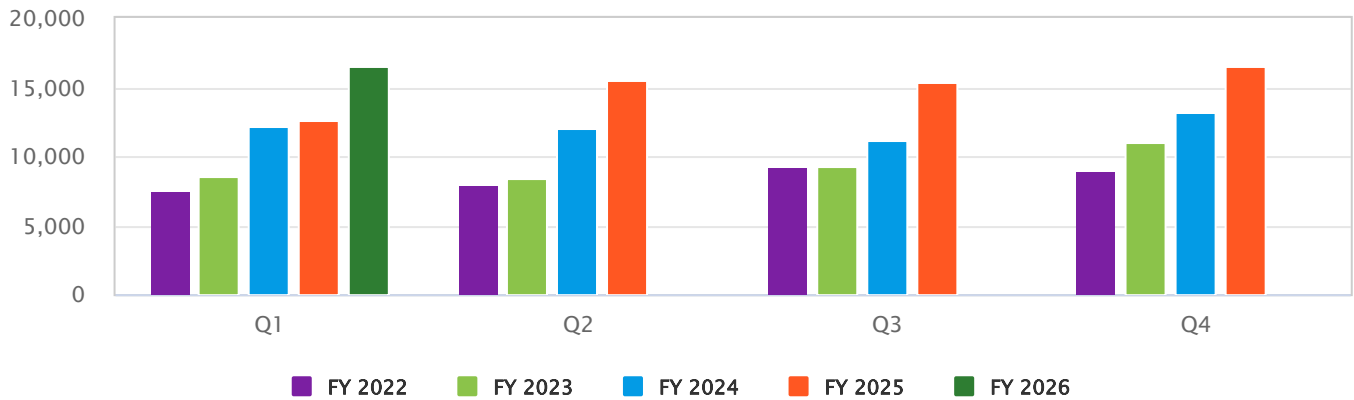
Accurately accept and verify all documents. In special cases arrange for Court Reporter to be retained. After hearing, review files for orders signed by the Judge. Prepare all required documents including Letters of Testamentary, Letters of Guardianship and citations. Accurately enter information in the court management database. Maintain Judge’s calendar for any hearing for continuance. Fax orders to Auditor for Ad Litem Pay. Send annual reports and accounting to Guardians in the month in which they qualified.

Description of measures as reported from County Clerk Probate/Mental Department-Odyssey Software System.

FY 2026 Goals & Objectives

- > Consistently meet requirements for case review. Case reviewed 1 day prior to hearing and within 1 day following Court hearing in both Probate and Guardianship cases and QC’ed within 2 business days.

Probate Reviewed



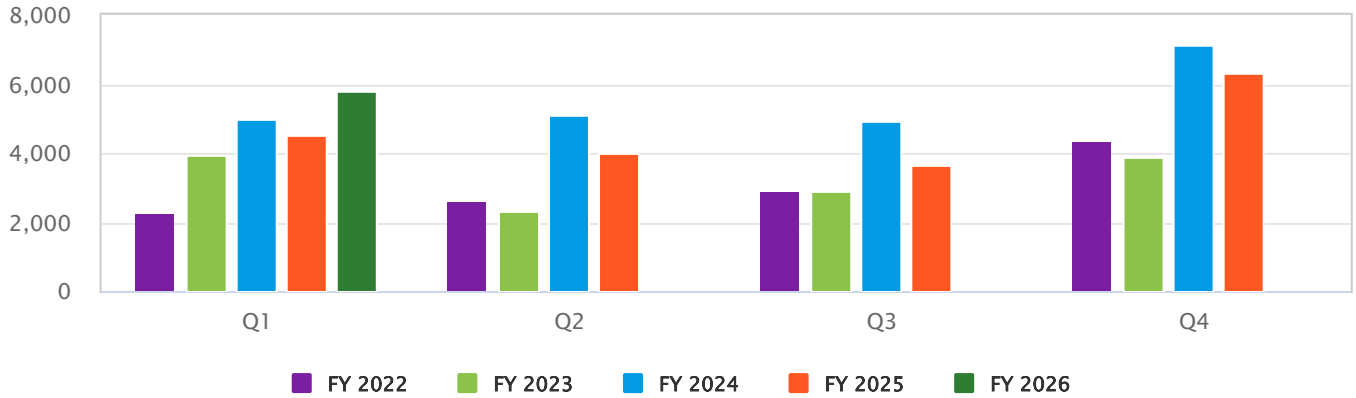
	Q1	Q2	Q3	Q4	Total
FY 2022	7,544	8,005	9,231	9,022	33,802
FY 2023	8,541	8,403	9,341	11,079	37,364
FY 2024	12,201	12,101	11,218	13,178	48,698
FY 2025	12,654	15,498	15,334	16,528	60,014
FY 2026	16,588	-	-	-	16,588

PROBATE MENTAL

Judicial

JUDICIAL

Guardianships Reviewed

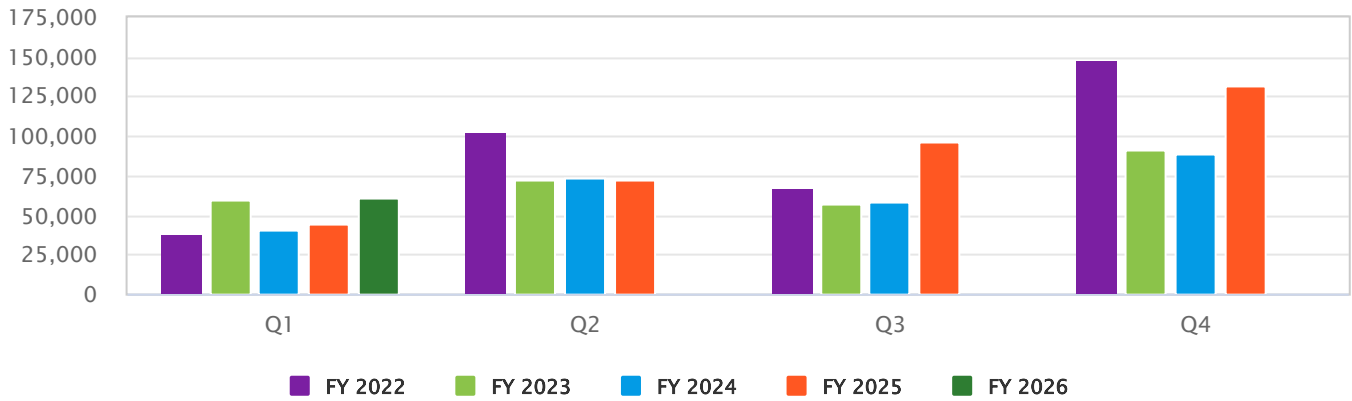


	Q1	Q2	Q3	Q4	Total
FY 2022	2,281	2,582	2,905	4,337	12,105
FY 2023	3,944	2,308	2,897	3,877	13,026
FY 2024	4,970	5,088	4,905	7,141	22,104
FY 2025	4,504	4,000	3,657	6,336	18,497
FY 2026	5,795	-	-	-	5,795

SUB COURT REPORTER

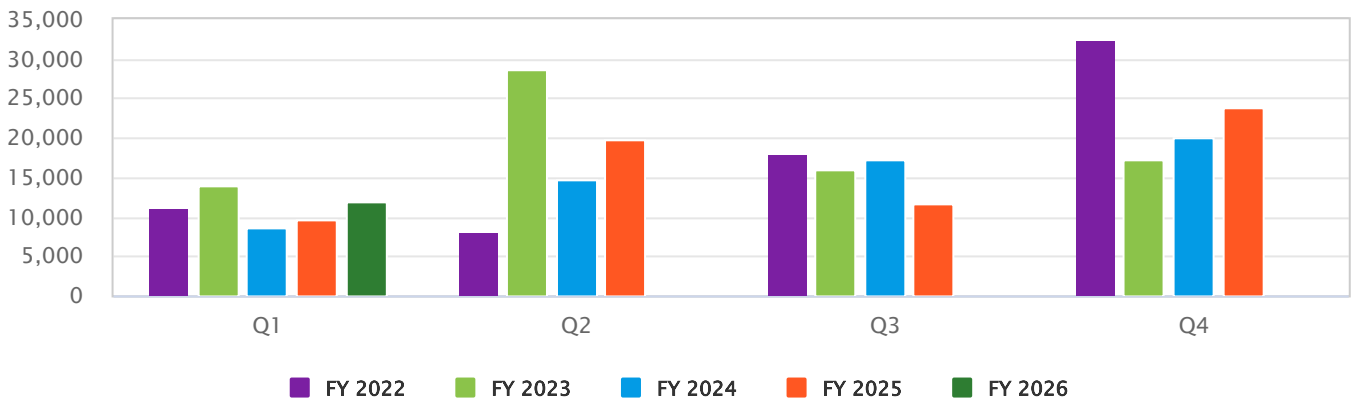
Judicial

District Courts - Substitute Court Reporter Expenditures



	Q1	Q2	Q3	Q4	Total
FY 2022	38,663	102,877	66,607	147,912	356,058
FY 2023	60,025	72,221	56,723	91,343	280,312
FY 2024	40,183	73,273	58,738	89,310	261,504
FY 2025	44,621	71,683	96,809	132,169	345,282
FY 2026	61,439	-	-	-	61,439

County Courts - Substitute Court Reporter Expenditures



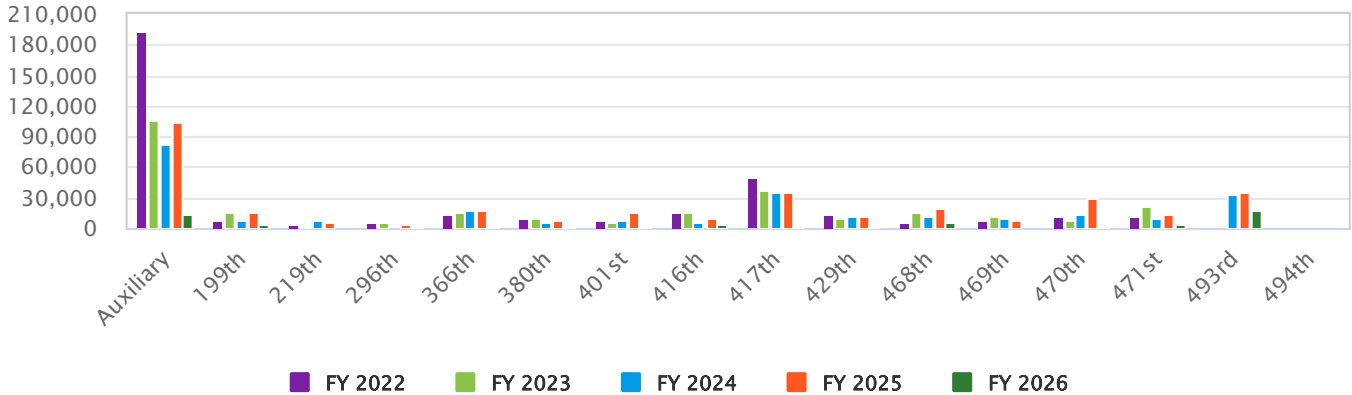
	Q1	Q2	Q3	Q4	Total
FY 2022	11,279	8,095	17,903	32,431	69,708
FY 2023	14,038	28,679	16,010	17,281	76,008
FY 2024	8,661	14,606	17,126	20,111	60,504
FY 2025	9,520	19,758	11,614	23,881	64,773
FY 2026	12,043	-	-	-	12,043

SUB COURT REPORTER

Judicial

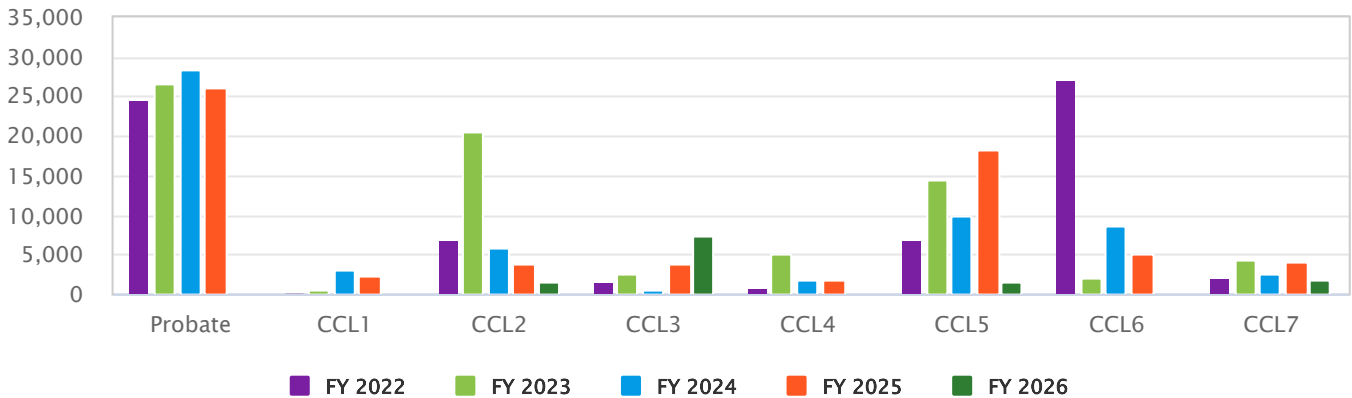
JUDICIAL

District Courts - Substitute Court Reporter Expenditures by Court



	Auxiliary	199th	219th	296th	366th	380th	401st	416th	417th	429th	468th	469th	470th	471st	493rd	494th	Total
FY 2022	191,775	8,707	3,874	6,538	13,802	9,443	7,157	15,255	49,151	13,560	5,569	7,991	12,098	11,138	-	-	356,058
FY 2023	106,374	16,405	1,515	5,845	16,438	9,633	6,772	15,901	36,587	9,824	15,652	11,068	7,206	21,092	-	-	280,312
FY 2024	82,109	8,829	6,955	283	18,633	5,073	8,788	6,387	34,813	11,597	12,186	9,525	13,801	8,866	33,660	-	261,504
FY 2025	104,909	15,400	6,808	2,956	17,157	8,168	16,140	10,547	36,241	11,962	19,336	8,111	29,314	13,755	36,201	8,276	345,282
FY 2026	13,266	3,169	306	1,345	1,657	1,901	2,185	3,948	2,821	2,809	5,359	-	1,303	3,157	17,506	709	61,439

County Courts - Substitute Court Reporter Expenditures by Court

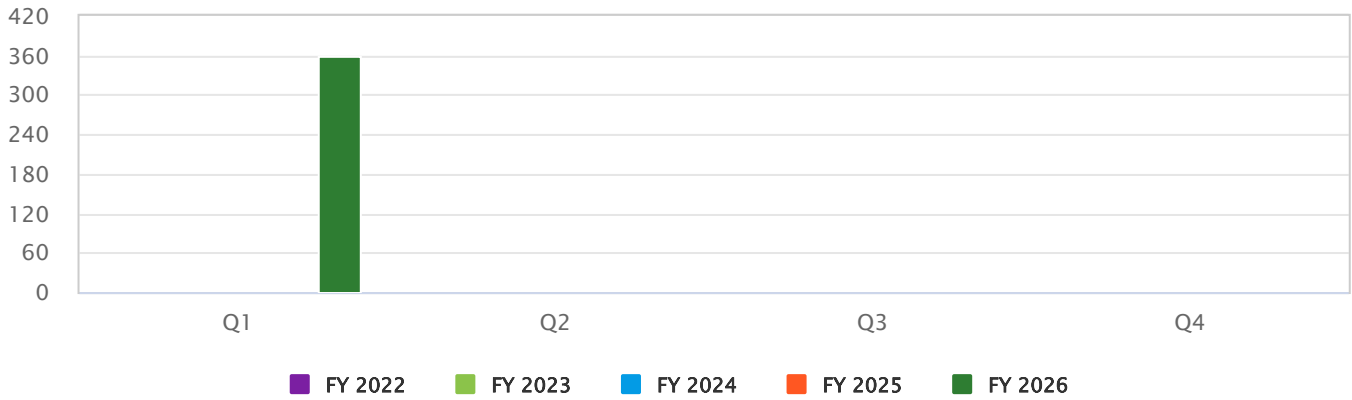


	Probate	CCL1	CCL2	CCL3	CCL4	CCL5	CCL6	CCL7	Total
FY 2022	24,675	235	6,934	1,445	719	6,727	27,043	1,929	69,707
FY 2023	26,708	496	20,572	2,469	4,962	14,449	2,033	4,320	76,008
FY 2024	28,459	2,974	5,841	544	1,882	9,796	8,597	2,412	60,504
FY 2025	26,101	2,220	3,719	3,690	1,745	18,158	5,168	3,971	64,773
FY 2026	-	-	1,414	7,344	-	1,629	-	1,655	12,043

SUB COURT REPORTER

Judicial

Magistrate- Substitute Court Reporter Expenditures



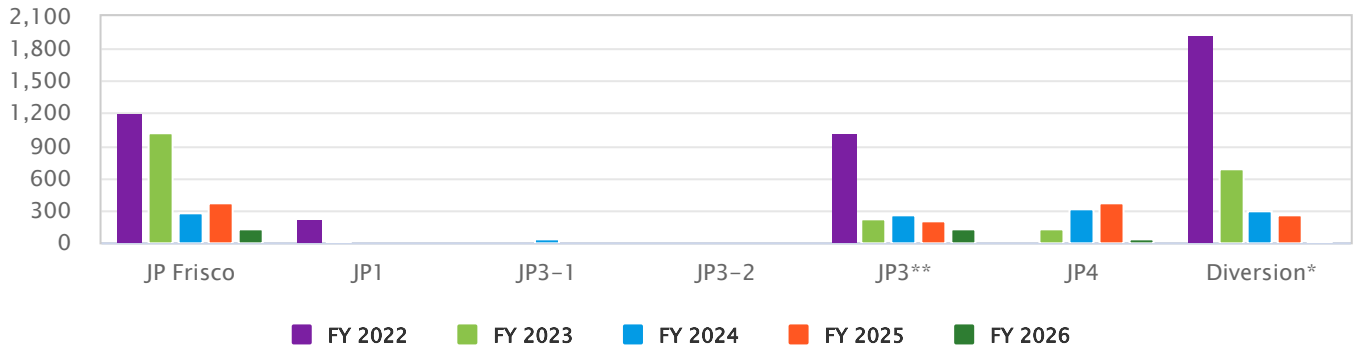
	Q1	Q2	Q3	Q4	Total
FY 2022	-	-	-	-	-
FY 2023	-	-	-	-	-
FY 2024	-	-	-	-	-
FY 2025	-	-	-	-	-
FY 2026	360	-	-	-	360

TEEN COURT

Judicial

JUDICIAL

Community Service Hours Assigned

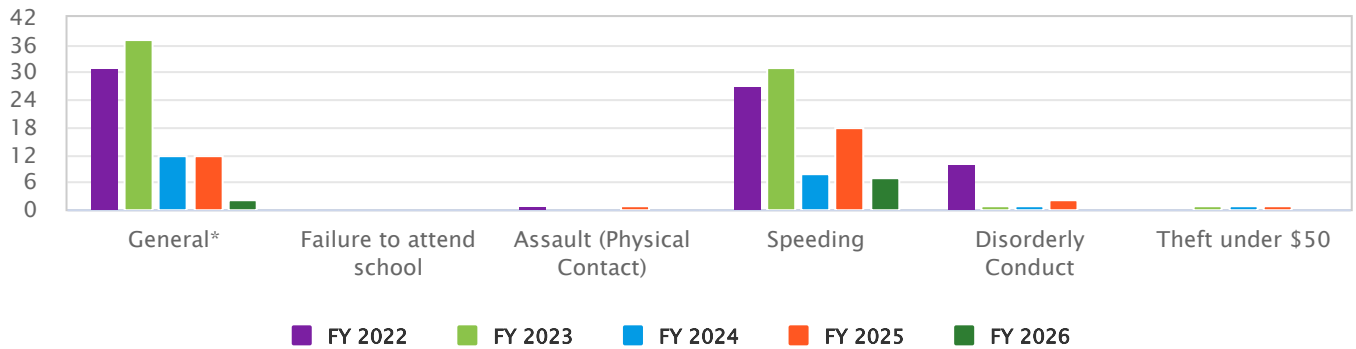


	JP Frisco	JP1	JP3-1	JP3-2	JP3**	JP4	Diversion*	Total
FY 2022	1,199	226	-	-	1,023	-	1,939	4,387
FY 2023	1,029	15	-	-	224	123	683	2,074
FY 2024	285	-	46	-	260	324	292	1,207
FY 2025	367	-	-	-	210	366	257	1,200
FY 2026	124	-	-	-	129	45	26	324

*Diversion cases are now being referred to Teen Court from the City of Frisco. These are pretrial diversion cases that are disposed of upon successful completion of Teen Court.

**Data for JP 3 began in Q3 FY2021. JP 3 1 and JP 3 2 were combined into one precinct.

Frisco Cases by Offense



TEEN COURT

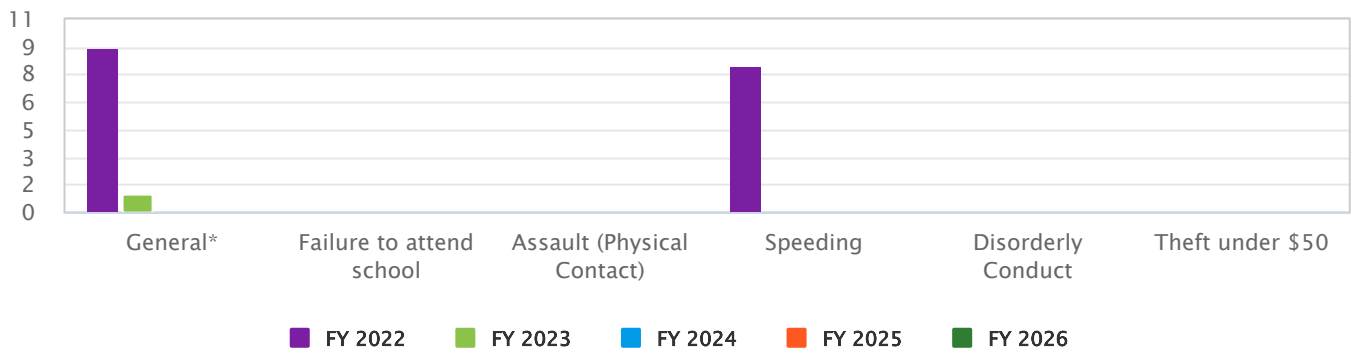
Judicial

JUDICIAL

	General*	Failure to attend school	Assault (Physical Contact)	Speeding	Disorderly Conduct	Theft under \$50	Total
FY 2022	31	-	1	27	10	-	69
FY 2023	37	-	-	31	1	1	70
FY 2024	12	-	-	8	1	1	22
FY 2025	12	-	1	18	2	1	34
FY 2026	2	-	-	7	-	-	9

* General includes: *Ran a stop sign, minor in possession of alcohol, extension granted by MC, Drug Paraphernalia, Disruption of classroom activity, Discharging firearms in City limits, Curfew violation, Criminal mischief under \$50, Criminal mischief, Consumption of alcohol by minor, Following too closely, Drivers license offense, Public intoxication .*

JP 1 Cases by Offense



	General*	Failure to attend school	Assault (Physical Contact)	Speeding	Disorderly Conduct	Theft under \$50	Total
FY 2022	9	-	-	8	-	-	17
FY 2023	1	-	-	-	-	-	1
FY 2024	-	-	-	-	-	-	-
FY 2025	-	-	-	-	-	-	-
FY 2026	-	-	-	-	-	-	-

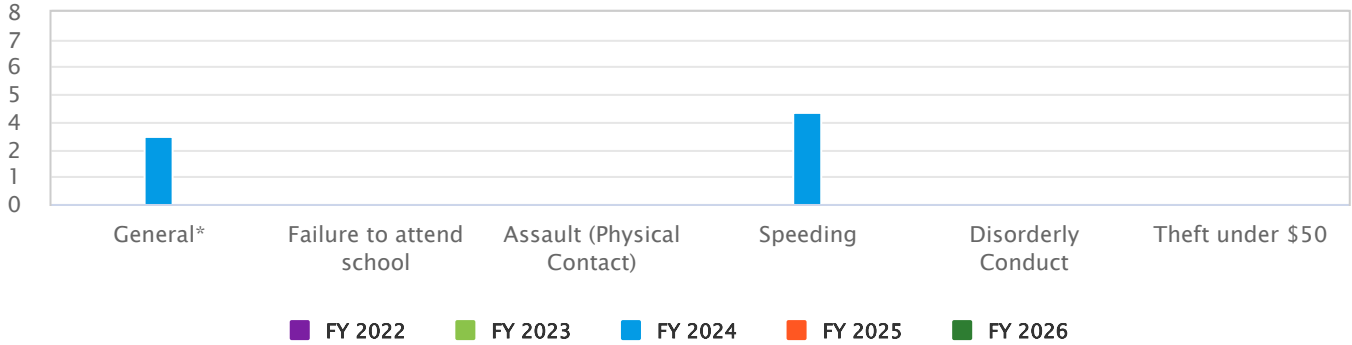
* General includes: *Ran a stop sign, minor in possession of alcohol, extension granted by MC, Drug Paraphernalia, Disruption of classroom activity, Discharging firearms in City limits, Curfew violation, Criminal mischief under \$50, Criminal mischief, Consumption of alcohol by minor, Following too closely, Drivers license offense, Public intoxication .*

TEEN COURT

Judicial

JUDICIAL

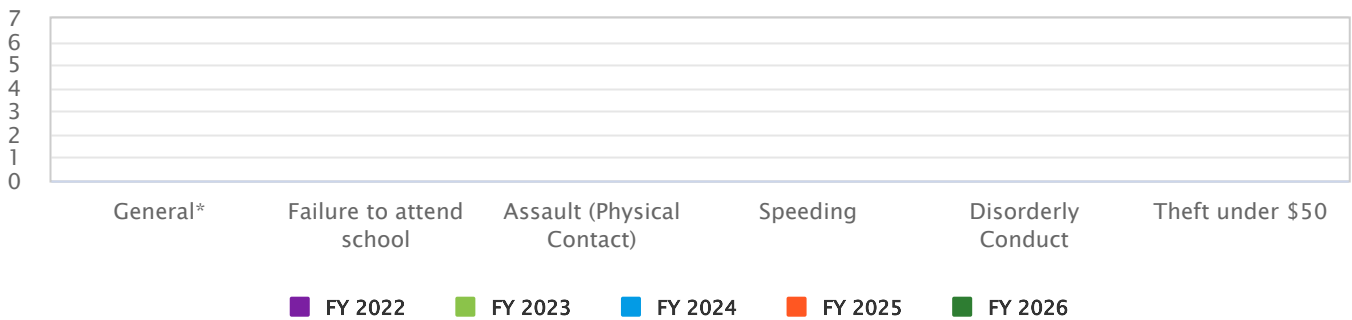
JP 3-1 Cases by Offense



	General*	Failure to attend school	Assault (Physical Contact)	Speeding	Disorderly Conduct	Theft under \$50	Total
FY 2022	-	-	-	-	-	-	-
FY 2023	-	-	-	-	-	-	-
FY 2024	3	-	-	4	-	-	7
FY 2025	-	-	-	-	-	-	-
FY 2026	-	-	-	-	-	-	-

* General includes: Ran a stop sign, minor in possession of alcohol, extension granted by MC, Drug Paraphernalia, Disruption of classroom activity, Discharging firearms in City limits, Curfew violation, Criminal mischief under \$50, Criminal mischief, Consumption of alcohol by minor, Following too closely, Drivers license offense, Public intoxication .

JP 3-2 Cases by Offense



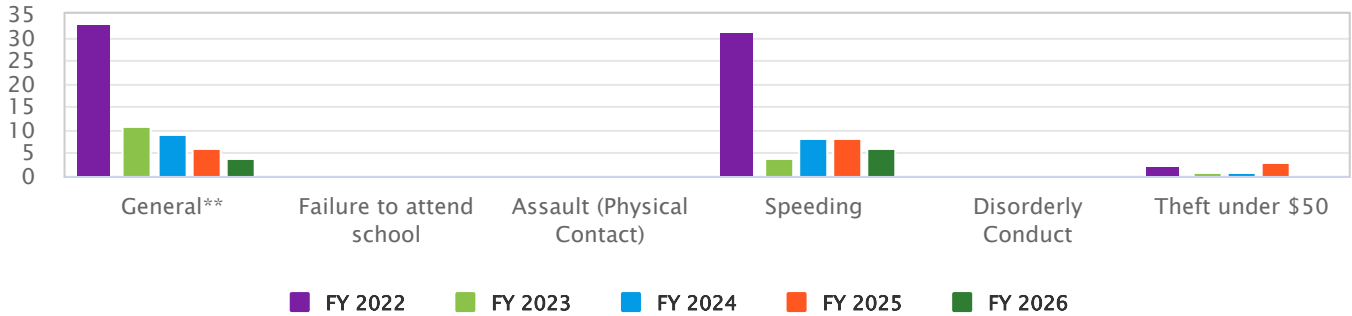
	General*	Failure to attend school	Assault (Physical Contact)	Speeding	Disorderly Conduct	Theft under \$50	Total
FY 2022	-	-	-	-	-	-	-
FY 2023	-	-	-	-	-	-	-
FY 2024	-	-	-	-	-	-	-
FY 2025	-	-	-	-	-	-	-
FY 2026	-	-	-	-	-	-	-

* General includes: Ran a stop sign, minor in possession of alcohol, extension granted by MC, Drug Paraphernalia, Disruption of classroom activity, Discharging firearms in City limits, Curfew violation, Criminal mischief under \$50, Criminal mischief, Consumption of alcohol by minor, Following too closely, Drivers license offense, Public intoxication .

TEEN COURT



JP 3* Cases by Offense

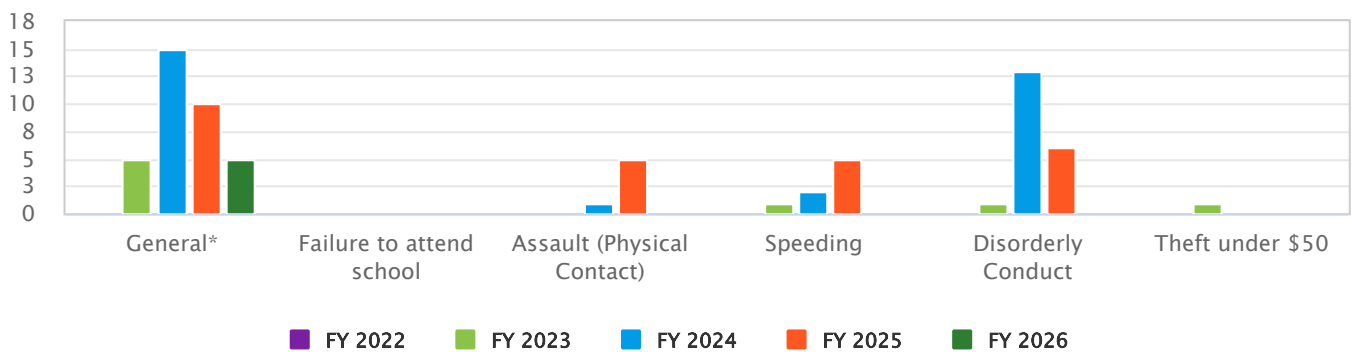


	General**	Failure to attend school	Assault (Physical Contact)	Speeding	Disorderly Conduct	Theft under \$50	Total
FY 2022	33	-	-	31	-	2	66
FY 2023	11	-	-	4	-	1	16
FY 2024	9	-	-	8	-	1	18
FY 2025	6	-	-	8	-	3	17
FY 2026	4	-	-	6	-	-	10

*Data for JP 3 began in Q3 FY2021. JP 3 1 and JP 3 2 were combined into one precinct.

** General includes: *Ran a stop sign, minor in possession of alcohol, extension granted by MC, Drug Paraphernalia, Disruption of classroom activity, Discharging firearms in City limits, Curfew violation, Criminal mischief under \$50, Criminal mischief, Consumption of alcohol by minor, Following too closely, Drivers license offense, Public intoxication .*

JP 4 Cases by Offense



	General*	Failure to attend school	Assault (Physical Contact)	Speeding	Disorderly Conduct	Theft under \$50	Total
FY 2022	-	-	-	-	-	-	-
FY 2023	5	-	-	1	1	1	8
FY 2024	15	-	1	2	13	-	31
FY 2025	10	-	5	5	6	-	26
FY 2026	5	-	-	-	-	-	5

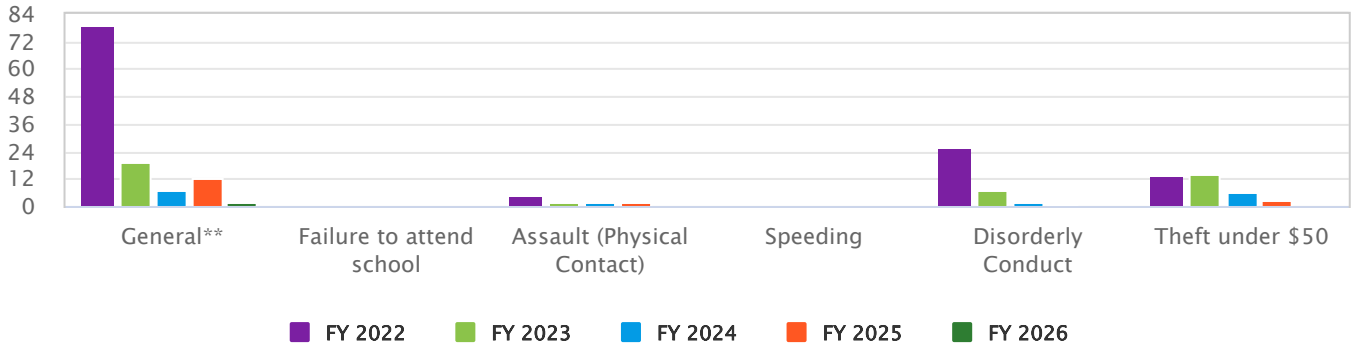
*General includes: *Ran a stop sign, minor in possession of alcohol, extension granted by MC, Drug Paraphernalia, Disruption of classroom activity, Discharging firearms in City limits, Curfew violation, Criminal mischief under \$50, Criminal mischief, Consumption of alcohol by minor, Following too closely, Drivers license offense, Public intoxication .*

TEEN COURT

Judicial

JUDICIAL

Diversion* Cases by Offense

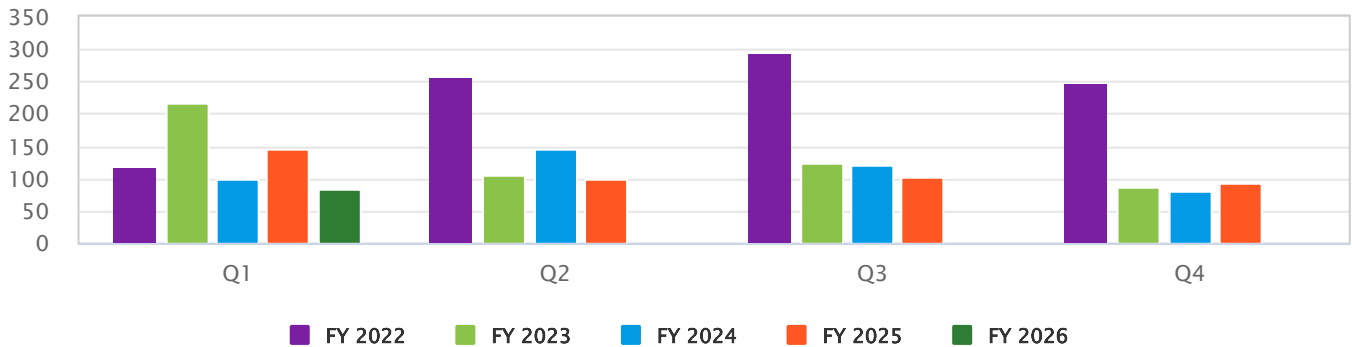


	General**	Failure to attend school	Assault (Physical Contact)	Speeding	Disorderly Conduct	Theft under \$50	Total
FY 2022	79	-	4	-	25	13	121
FY 2023	19	-	2	-	7	14	42
FY 2024	7	-	2	-	2	6	17
FY 2025	12	-	2	-	1	3	18
FY 2026	2	-	-	-	-	-	2

*Diversion cases are now being referred to Teen Court from the City of Frisco. These are pretrial diversion cases that are disposed of upon successful completion of Teen Court.

** General includes: *Ran a stop sign, minor in possession of alcohol, extension granted by MC, Drug Paraphernalia, Disruption of classroom activity, Discharging firearms in City limits, Curfew violation, Criminal mischief under \$50, Criminal mischief, Consumption of alcohol by minor, Following too closely, Drivers license offense, Public intoxication .*

Teen Court Volunteers

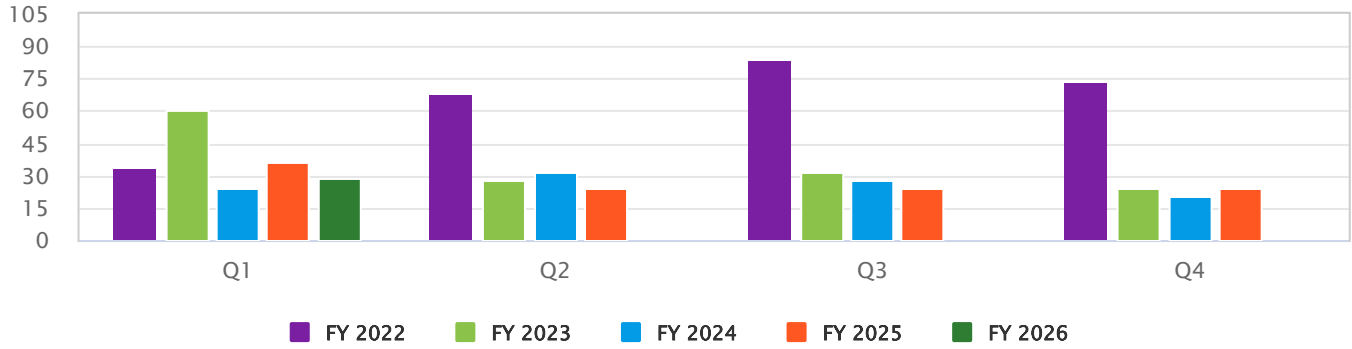


	Q1	Q2	Q3	Q4	Total
FY 2022	117	257	293	249	916
FY 2023	218	106	125	88	537
FY 2024	99	145	122	79	445
FY 2025	147	100	103	92	442
FY 2026	83	-	-	-	83

TEEN COURT

Judicial

Teen Court Event Hours



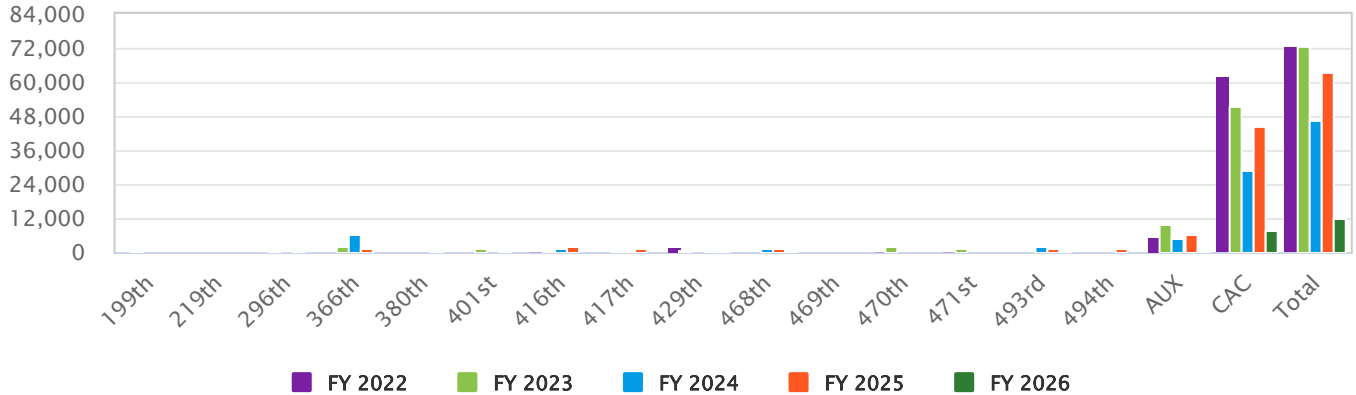
	Q1	Q2	Q3	Q4	Total
FY 2022	33	68	84	73	258
FY 2023	60	28	32	24	144
FY 2024	24	32	28	20	104
FY 2025	36	24	24	24	108
FY 2026	29	-	-	-	29

VISITING JUDGE

Judicial

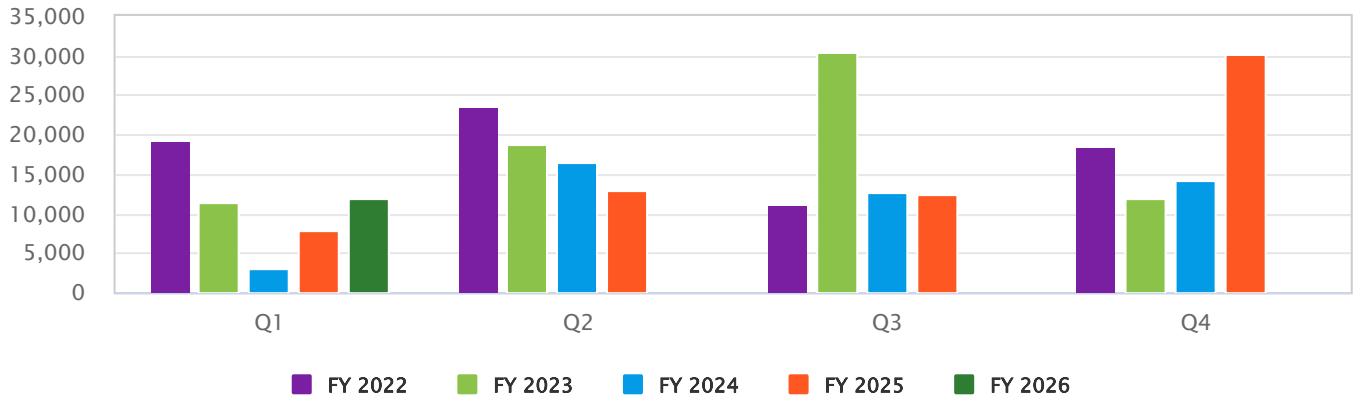
JUDICIAL

District Court Visiting Judge Expenditures by Court



	199th	219th	296th	366th	380th	401st	416th	417th	429th	468th	469th	470th	471st	493rd	494th	AUX	CAC	Total
FY 2022	196	106	-	186	-	173	407	232	2,010	-	140	446	869	-	-	5,552	62,099	72,417
FY 2023	740	62	996	2,096	-	1,143	798	740	895	59	138	2,155	1,574	-	-	9,922	51,327	72,646
FY 2024	105	138	283	6,379	-	210	1,606	408	158	1,097	346	269	229	1,866	-	4,786	28,657	46,537
FY 2025	43	223	1,025	1,416	437	676	2,211	1,124	755	1,389	237	-	113	1,539	1,451	6,071	44,629	63,340
FY 2026	-	-	146	172	-	-	-	316	709	1,034	110	164	-	739	42	872	7,602	11,905

District Court Visiting Judge Expenditures by Month

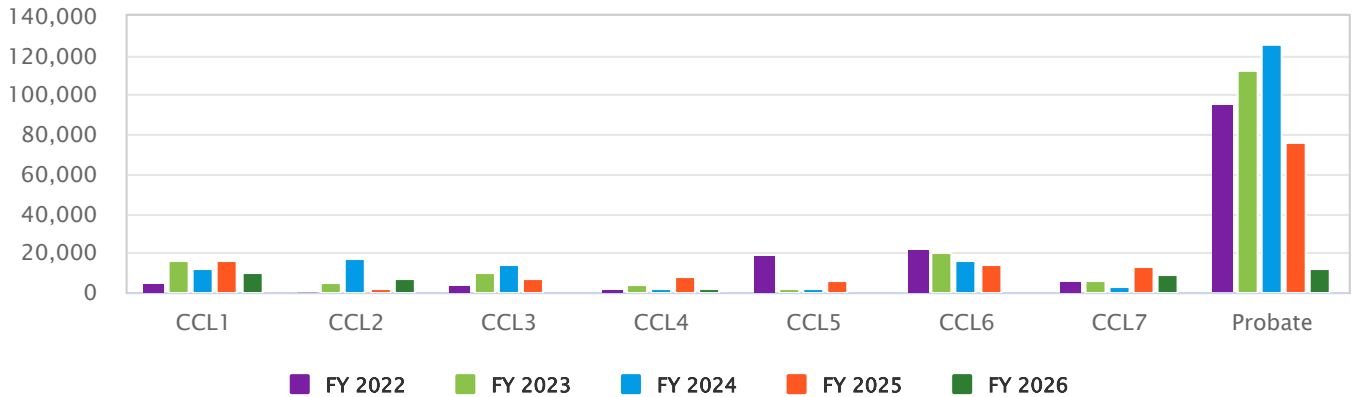


	Q1	Q2	Q3	Q4	Total
FY 2022	19,345	23,536	11,074	18,462	72,417
FY 2023	11,513	18,785	30,463	11,885	72,646
FY 2024	3,053	16,543	12,778	14,164	46,537
FY 2025	7,755	13,009	12,448	30,128	63,340
FY 2026	11,905	-	-	-	11,905

VISITING JUDGE

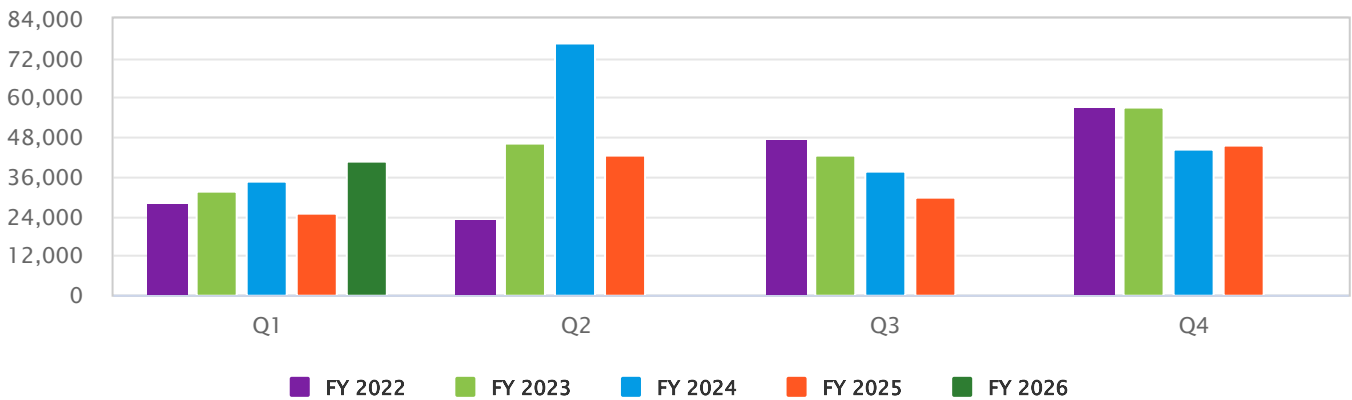
Judicial

County Courts Visiting Judge Expenditures by Court



	CCL1	CCL2	CCL3	CCL4	CCL5	CCL6	CCL7	Probate	Total
FY 2022	5,499	1,110	4,325	2,295	19,012	21,940	6,377	95,090	155,648
FY 2023	16,362	5,550	10,084	4,287	1,547	20,591	6,032	112,914	177,368
FY 2024	11,809	17,731	14,571	1,934	1,547	16,246	3,494	125,482	192,813
FY 2025	15,891	1,971	6,963	7,807	6,197	14,379	13,115	76,454	142,777
FY 2026	9,962	7,600	-	1,900	-	-	9,080	12,284	40,826

County Courts Visiting Judge Expenditures by Month

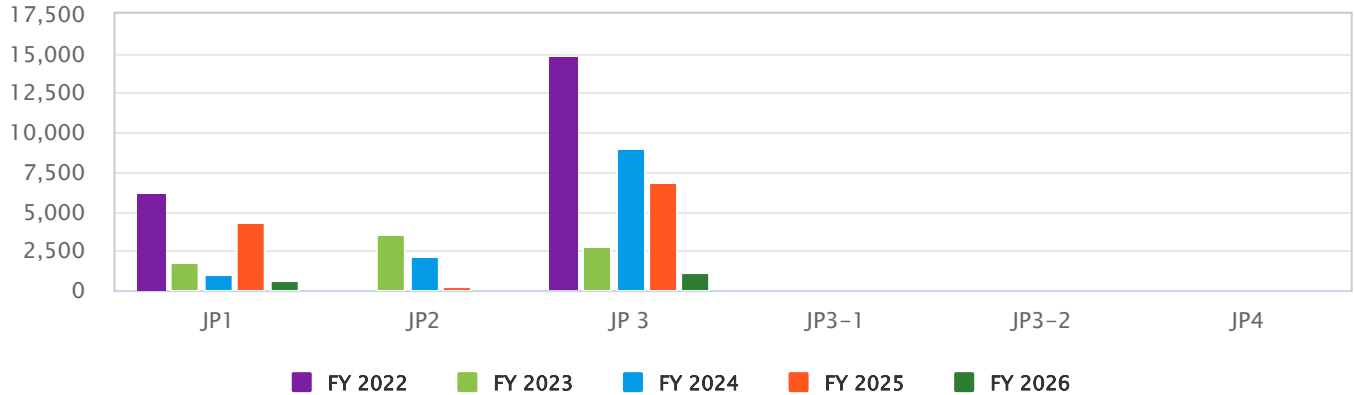


	Q1	Q2	Q3	Q4	Total
FY 2022	27,717	23,283	47,591	57,057	155,648
FY 2023	31,570	46,086	42,797	56,915	177,368
FY 2024	34,556	76,570	37,465	44,222	192,813
FY 2025	24,908	42,546	29,721	45,602	142,777
FY 2026	40,826	-	-	-	40,826

VISITING JUDGE

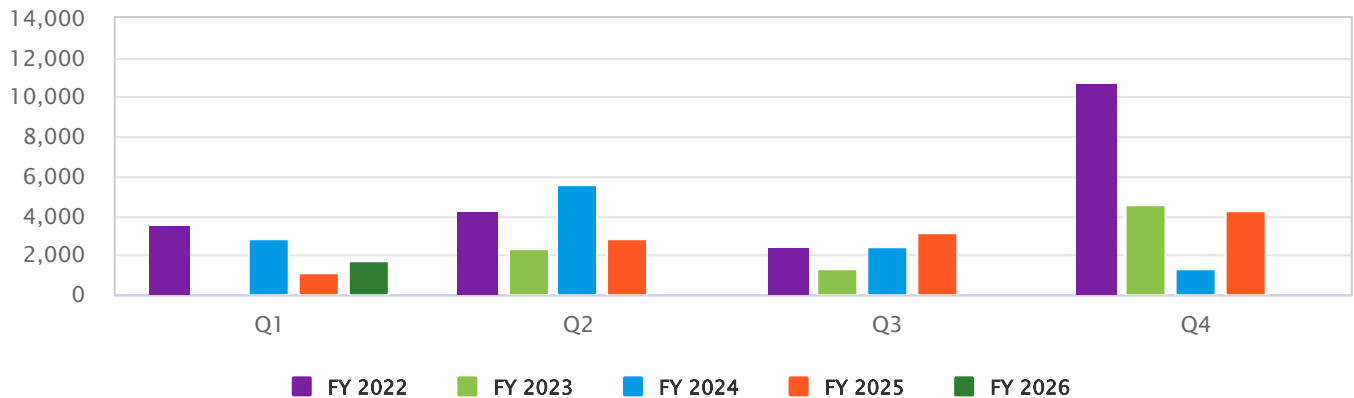
Judicial

Justice of the Peace Visiting Judge Expenditures by Court



	JP1	JP2	JP3	JP3-1	JP3-2	JP4	Total
FY 2022	6,227	-	14,812	-	-	-	21,040
FY 2023	1,778	3,556	2,794	-	-	-	8,127
FY 2024	1,044	2,102	8,968	-	-	-	12,114
FY 2025	4,312	287	6,899	-	-	-	11,498
FY 2026	575	-	1,150	-	-	-	1,725

Justice of the Peace Visiting Judge Expenditures by Month

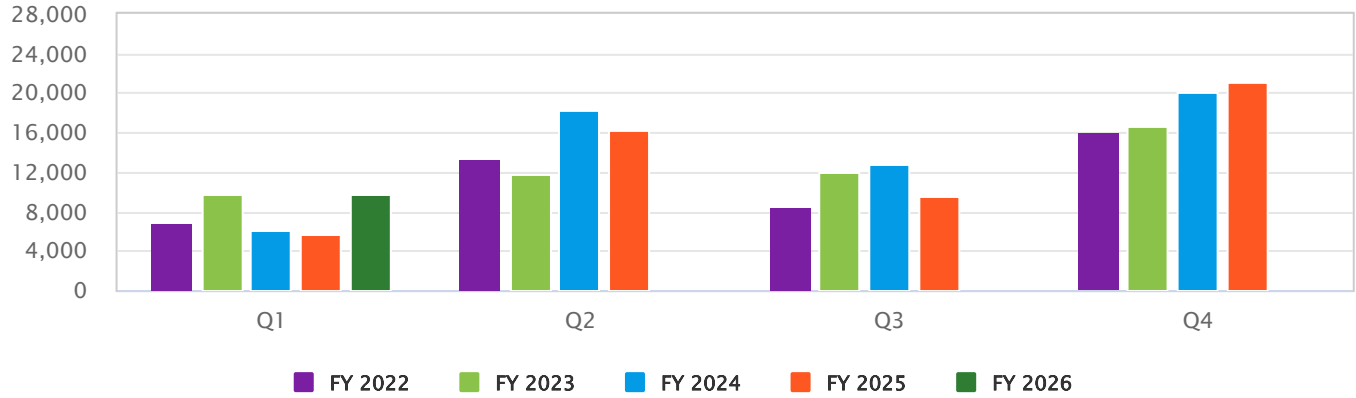


	Q1	Q2	Q3	Q4	Total
FY 2022	3,591	4,255	2,466	10,728	21,040
FY 2023	-	2,286	1,270	4,571	8,127
FY 2024	2,794	5,599	2,412	1,309	12,114
FY 2025	1,150	2,875	3,162	4,311	11,498
FY 2026	1,725	-	-	-	1,725

VISITING JUDGE

Judicial

Magistrate Visiting Judge Expenditures



	Q1	Q2	Q3	Q4	Total
FY 2022	6,950	13,425	8,425	15,950	44,750
FY 2023	9,825	11,775	12,025	16,725	50,350
FY 2024	6,109	18,230	12,789	20,137	57,265
FY 2025	5,643	16,191	9,484	21,139	52,457
FY 2026	9,818	-	-	-	9,818



Legal



DISTRICT ATTORNEY HIGH LEVEL

Legal

LEGAL

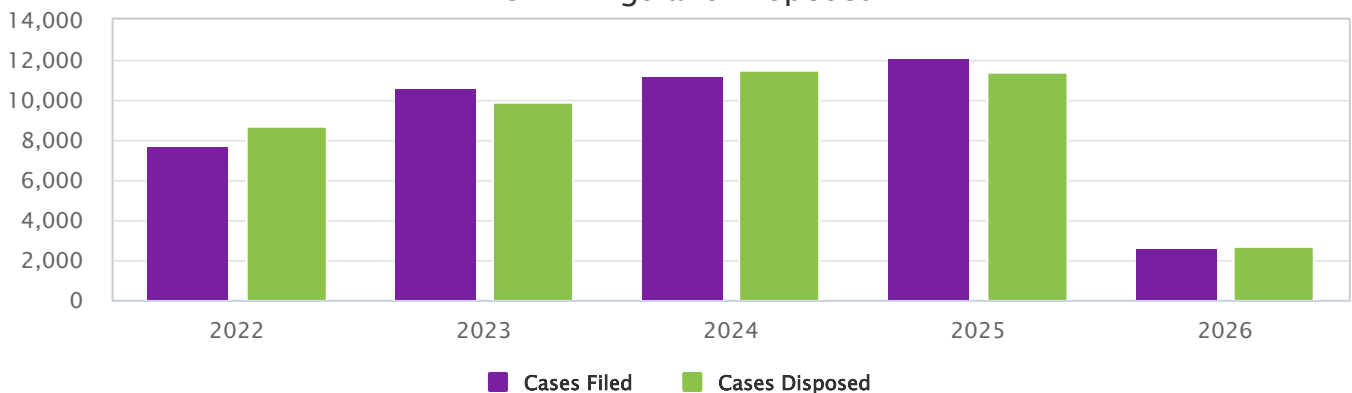
Misdemeanor Trial Division

The Misdemeanor Trial Division includes: 1 Chief Felony Prosecutor, 7 Misdemeanor Chief Prosecutors and 9 Misdemeanor Prosecutors. They work in the seven county courts at law and four justice courts in Collin County. One of these Misdemeanor Prosecutors is assigned to handle the agreed pleas of guilt that are processed through the auxiliary court. Misdemeanor Prosecutors are responsible for all Class A and B misdemeanor offenses that are filed by information in Collin County. Class "A" and "B" misdemeanors are those for which jail time is part of the range of punishment. In addition, they prosecute all Class C offenses ("fine only" offenses like traffic tickets and ordinance violations) that are appealed to the county courts at law. The Misdemeanor Prosecutors also travel to the four justice courts in Collin County to prosecute the Class C misdemeanor cases that get set for court hearings and trial. On occasion, a Misdemeanor Chief Prosecutor will receive felony training and assist in a felony prosecution.

Goals & Objectives

1. Review and Evaluate all cases which have been filed and assigned to the various county courts at law. Contact victims, determine restitution, when appropriate, and make plea bargain recommendations. Respond to discovery, prepare cases for trial, and demonstrate effective trial advocacy skills.
2. Emphasize and direct resources to prioritize the prosecution of criminals who present the greatest danger to the community. Attempt a net reduction in apprehended cases while still pursuing justice and protecting the community.

Misdemeanor
New Filings and Disposed



	Cases Filed	Cases Disposed
2022	7,680	8,709
2023	10,571	9,878
2024	11,241	11,538
2025	12,070	11,399
2026	2,575	2,749

DISTRICT ATTORNEY HIGH LEVEL

Legal

LEGAL

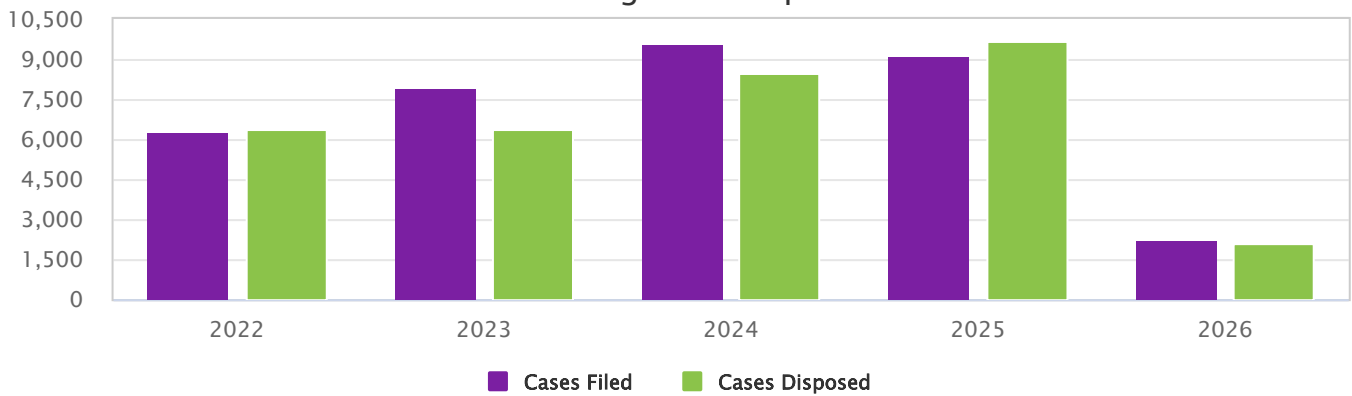
Felony Trial Division

The Felony Trial Division includes 7 Felony Chief Prosecutors and 14 Felony Prosecutors. They work in seven of the district courts in Collin County. They are responsible for all felony cases in these courts except those cases assigned to Crimes Against Children, Special Prosecution, Financial Crimes, and Domestic Violence. Examples of Felony Trial Division cases include: felony DWI; drug possession, manufacture and distribution; burglary; felony theft; sexual and aggravated sexual assault; aggravated assault; murder; and capital murder cases.

Goals & Objectives

1. Review and Evaluate all cases which have been indicted and assigned to the various district courts. Contact victims, determine restitution, when appropriate, and make plea bargain recommendations. Respond to discovery, prepare cases for trial, and demonstrate effective trial advocacy skills.
2. Emphasize and direct resources to prioritize the prosecution of criminals who present the greatest danger to the community. Attempt a net reduction in apprehended cases while still pursuing justice and protecting the community.

Felony
New Filings and Disposed



	Cases Filed	Cases Disposed
2022	6,302	6,368
2023	7,939	6,367
2024	9,598	8,491
2025	9,180	9,675
2026	2,233	2,122

DISTRICT ATTORNEY HIGH LEVEL

Legal

LEGAL

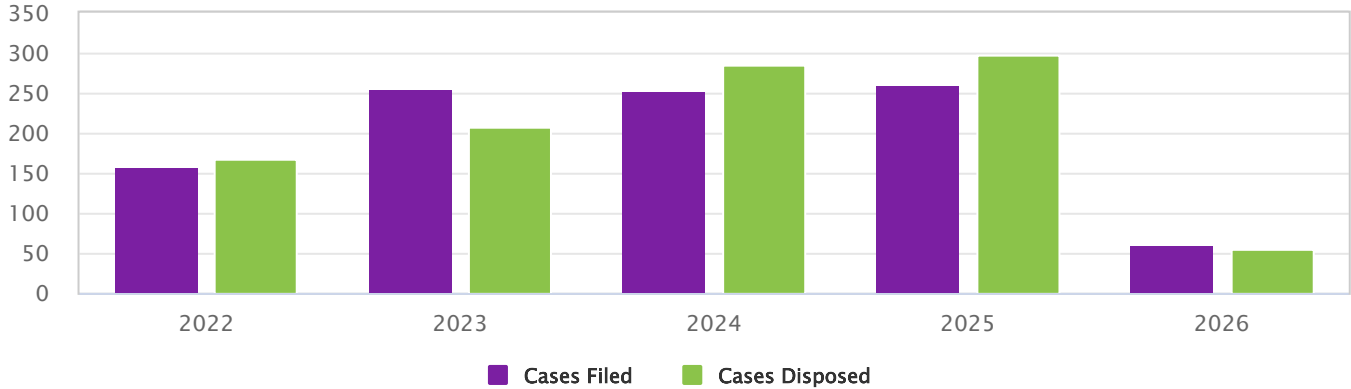
Crimes Against Children Division

The CAC Division includes 1 Felony Chief Prosecutor and 5 Felony Prosecutors. They work in seven of the district courts in Collin County. The CAC Division prosecutes crimes committed against children who were abused at a young age, typically under 14 years of age. These cases involve laws and issues that are unique to child victim cases. The District Attorney is deeply devoted to pursuing justice for these especially vulnerable victims and also to protect the community from further harm. This division engages in “vertical prosecution,” where prosecutors are assigned to cases during the investigation at the Children’s Advocacy Center and the same prosecutor continues to handle the case through disposition. Early engagement by the prosecutor establishes a trusting relationship with a child victim, helps to minimize the trauma to a child victim, and helps achieve a just result.

Goals & Objectives

1. Conduct the prosecution of CAC cases using a vertical prosecution model. Work closely with the detectives of the law enforcement agencies to aid and strategize in the ongoing investigations into these crimes.
2. Review and Evaluate all cases which have been filed by law enforcement agencies and prepare and present appropriate cases to the Grand Jury. Contact victims, determine restitution, when appropriate, and make plea bargain recommendations. Respond to discovery, prepare cases for trial, and demonstrate effective trial advocacy skills.
3. Emphasize and direct resources to prioritize the prosecution of criminals who present the greatest danger to the community, while minimizing the trauma to child victims. Attempt a net reduction in apprehended cases while still pursuing justice and protecting the community.

Crimes Against Children
New Filings and Disposed



	Cases Filed	Cases Disposed
2022	157	168
2023	255	207
2024	253	284
2025	259	297
2026	59	55

DISTRICT ATTORNEY HIGH LEVEL

Legal

LEGAL

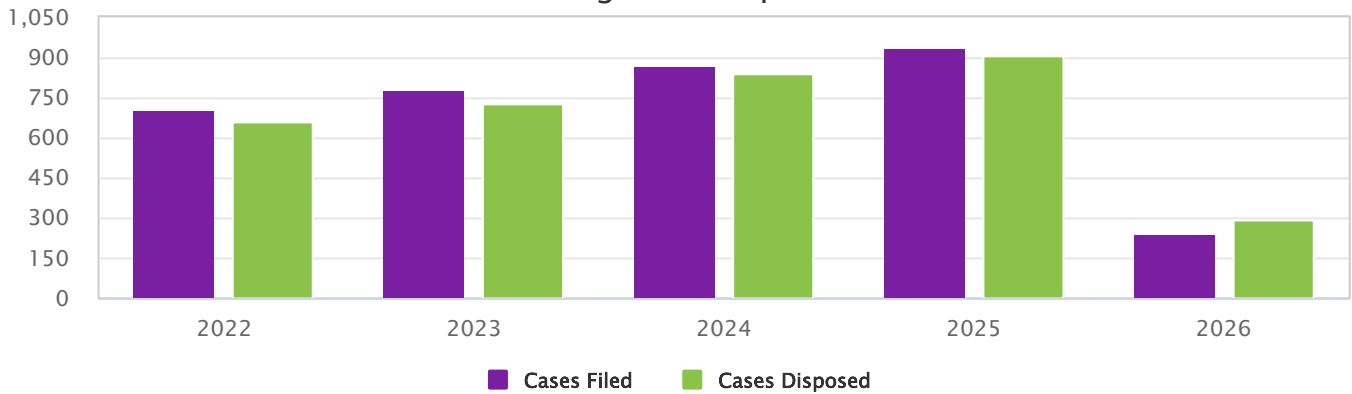
Family Justice Division: 1 Chief Felony Prosecutor Manages the Juvenile and CPS sections of Family Justice

Juvenile cases: There are currently 3 Felony Prosecutors who prosecute all Collin County juvenile offenses. A Juvenile case is where an actor that is younger than 17 but not younger than 10 years of age commits a criminal violation. Juvenile cases are different from adult criminal cases as they are filed as civil cases under the Texas Family Code and have special rules for handling juvenile offenders.

Goals & Objectives

1. Process, review, and evaluate all juvenile cases for appropriate disposition, that will pursue justice and protect the community. File petitions in appropriate juvenile cases. Represent the State of Texas in juvenile detention hearings and in any pre-petition hearings necessary for the case. Respond to Discovery, prepare cases for trial, and demonstrate effective trial advocacy.

Juvenile
New Filings and Dispositions



	Cases Filed	Cases Disposed
2022	703	659
2023	780	728
2024	868	839
2025	936	904
2026	239	292

DISTRICT ATTORNEY HIGH LEVEL

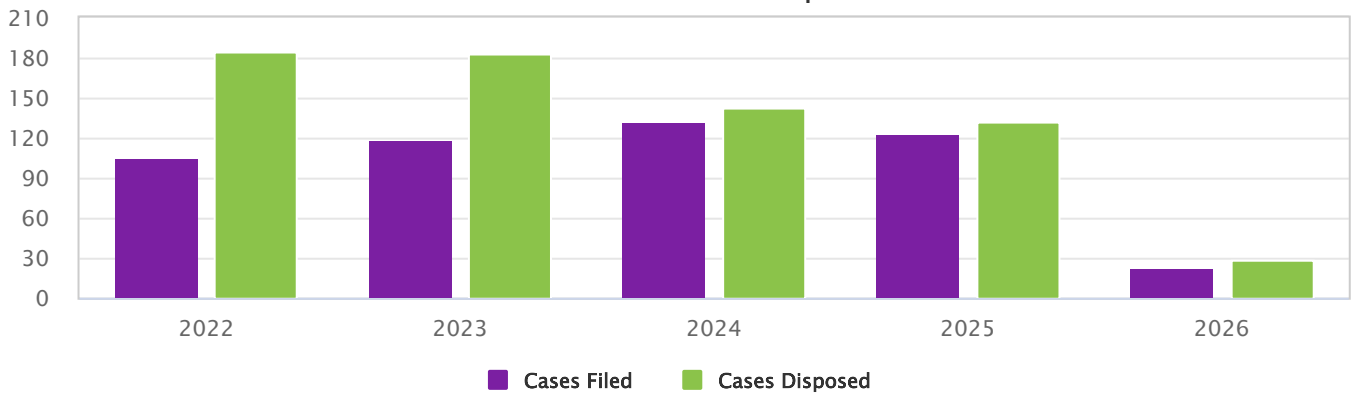
Legal

CPS cases: There are 3 Felony Prosecutors that represent the State of Texas in Child Protective Services (“CPS”) cases. These are cases where a child has been abused or is in danger of abuse, and a civil case is filed with the objective to find a safe harbor for the child.

Goals & Objectives

1. Process, review, and evaluate all cases presented to the District Attorney for removal of a child. File petitions, in appropriate cases, if the evidence shows that the child needs to be protected. Respond to Discovery, prepare cases for trial, and demonstrate effective trial advocacy.

Child Protective Services
Petitions Filed and Disposed



	Cases Filed	Cases Disposed
2022	105	184
2023	118	183
2024	132	143
2025	123	132
2026	22	29

DISTRICT ATTORNEY HIGH LEVEL

Legal

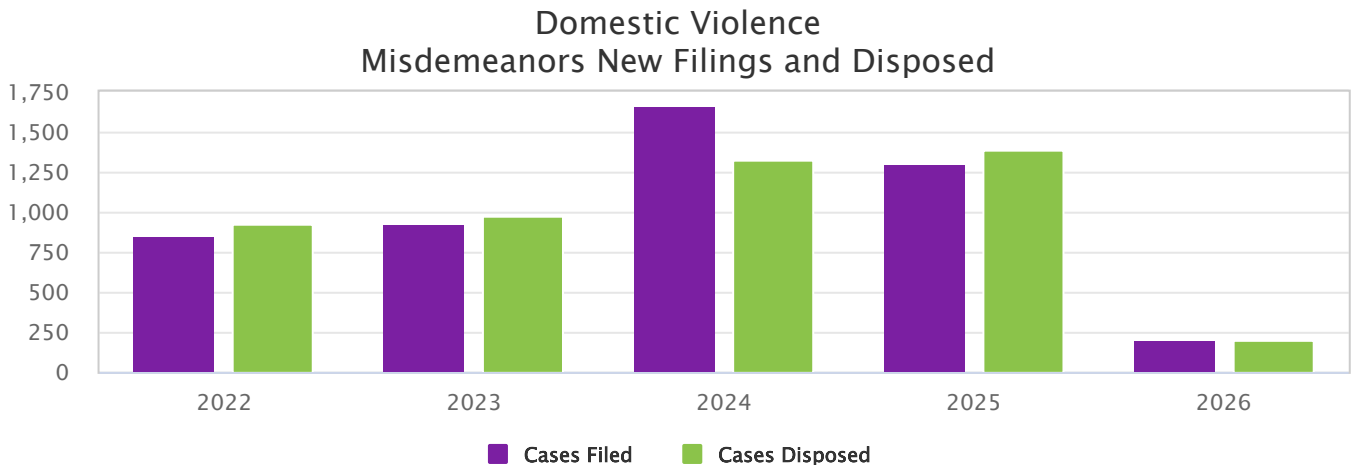
LEGAL

Domestic Violence Unit (“DVU”)

The DVU includes: 1 Chief Felony Prosecutor, 5 Felony Prosecutors, 1 Misdemeanor Chief Prosecutor, and 1 Misdemeanor Prosecutor. They work in seven district courts and seven county courts at law in Collin County. They are responsible for most misdemeanor and felony domestic violence cases which are filed by law enforcement agencies in Collin County. Examples of the cases they handle include: assault/family violence, aggravated assault, continuous family violence, enhanced family violence, assault by impeding breath or circulation, and stalking. DVU prosecutors engage in vertical prosecution in that they review misdemeanor domestic violence cases for filing and review/present felony domestic violence cases to the Grand Jury. Protective order applications and prosecution of violations of protective orders are assigned to one of the felony prosecutors.

Goals & Objectives

1. Process, review, and evaluate all domestic violence cases brought to the District Attorney by law enforcement agencies. File appropriate misdemeanor cases by information and present appropriate felony cases to the Grand Jury. Contact victims, make plea bargain recommendations, respond to discovery, prepare cases for trial, and demonstrate effective trial advocacy. Prosecute cases in a manner consistent with pursuing justice and protection of the victim and our community. Attempt a net reduction in apprehended cases while still pursuing justice and protecting the community.
2. Process, review, and evaluate all applications for protective orders and file petitions for protective orders for situations that qualify for the District Attorney to represent the applicant.

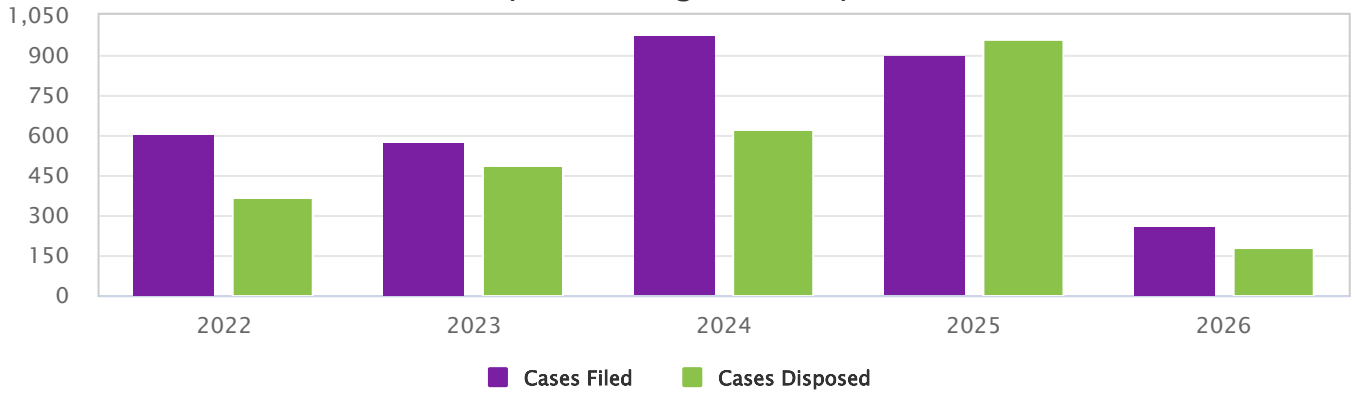


	Cases Filed	Cases Disposed
2022	854	925
2023	924	979
2024	1,661	1,331
2025	1,303	1,386
2026	200	194

DISTRICT ATTORNEY HIGH LEVEL

Legal

Domestic Violence Felony New Filings and Disposed



	Cases Filed	Cases Disposed
2022	610	369
2023	580	484
2024	972	619
2025	902	963
2026	265	177

DISTRICT ATTORNEY

Legal

LEGAL

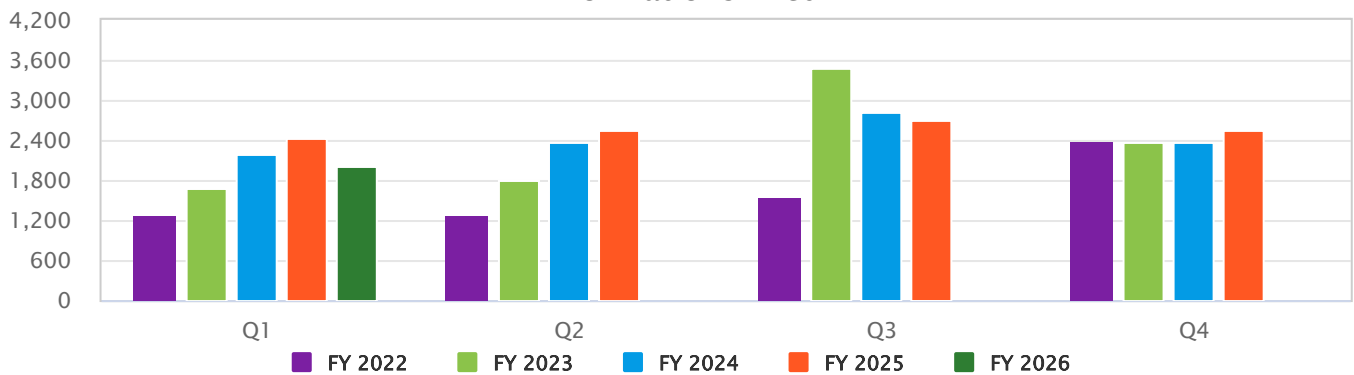
Misdemeanor Trial Division

The Misdemeanor Trial Division includes: 1 Chief Felony Prosecutor, 7 Misdemeanor Chief Prosecutors and 9 Misdemeanor Prosecutors. They work in the seven county courts at law and four justice courts in Collin County. One of these Misdemeanor Prosecutors is assigned to handle the agreed pleas of guilt that are processed through the auxiliary court. Misdemeanor Prosecutors are responsible for all Class A and B misdemeanor offenses that are filed by information in Collin County. Class "A" and "B" misdemeanors are those for which jail time is part of the range of punishment. In addition, they prosecute all Class C offenses ("fine only" offenses like traffic tickets and ordinance violations) that are appealed to the county courts at law. The Misdemeanor Prosecutors also travel to the four justice courts in Collin County to prosecute the Class C misdemeanor cases that get set for court hearings and trial. On occasion, a Misdemeanor Chief Prosecutor will receive felony training and assist in a felony prosecution.

Goals & Objectives

1. Review and Evaluate all cases which have been filed and assigned to the various county courts at law. Contact victims, determine restitution, when appropriate, and make plea bargain recommendations. Respond to discovery, prepare cases for trial, and demonstrate effective trial advocacy skills.
2. Emphasize and direct resources to prioritize the prosecution of criminals who present the greatest danger to the community. Attempt a net reduction in apprehended cases while still pursuing justice and protecting the community.

Misdemeanor Trial Division
Informations Filed

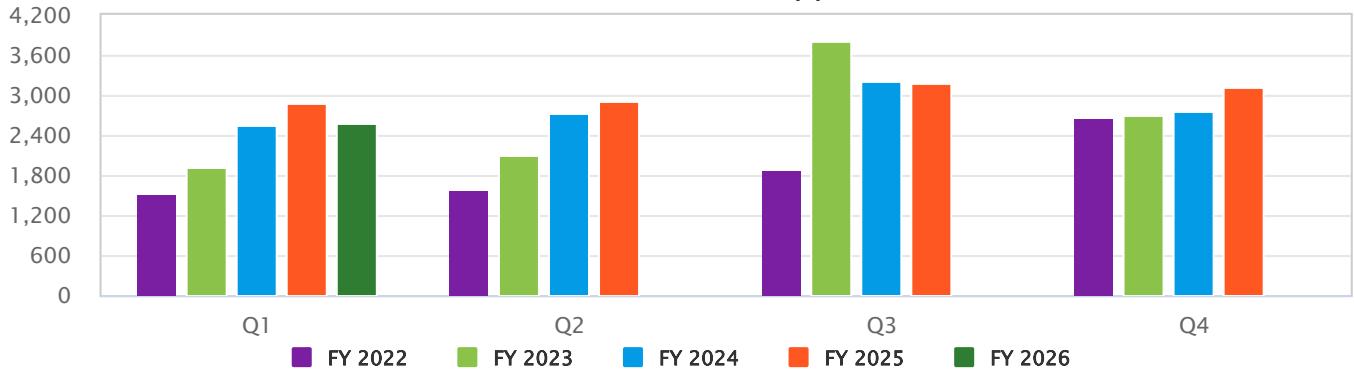


	Q1	Q2	Q3	Q4	TOTAL
FY 2022	1,285	1,300	1,557	2,386	6,528
FY 2023	1,679	1,792	3,470	2,379	9,320
FY 2024	2,204	2,377	2,830	2,373	9,784
FY 2025	2,445	2,549	2,704	2,561	10,259
FY 2026	2,019	-	-	-	2,019
Average	1,926	2,005	2,640	2,425	7,582

DISTRICT ATTORNEY

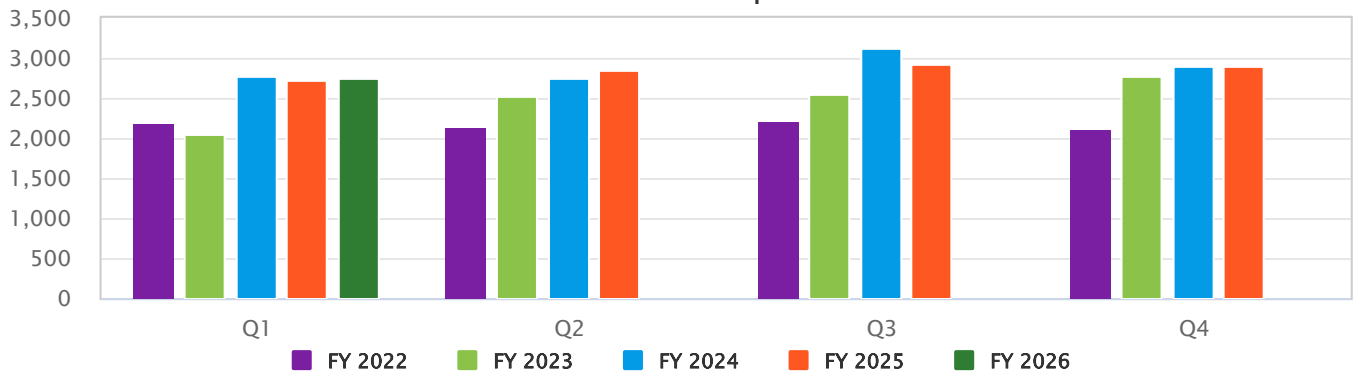
Legal

**Misdemeanor Trial Division
Informations, Revos & JP Appeals Filed**



	Q1	Q2	Q3	Q4	TOTAL
FY 2022	1,535	1,590	1,886	2,669	7,680
FY 2023	1,930	2,114	3,825	2,702	10,571
FY 2024	2,547	2,727	3,205	2,762	11,241
FY 2025	2,869	2,901	3,182	3,118	12,070
FY 2026	2,575	-	-	-	2,575
Average	2,291	2,333	3,025	2,813	8,827

**Misdemeanor Trial Division
Total Cases Disposed**



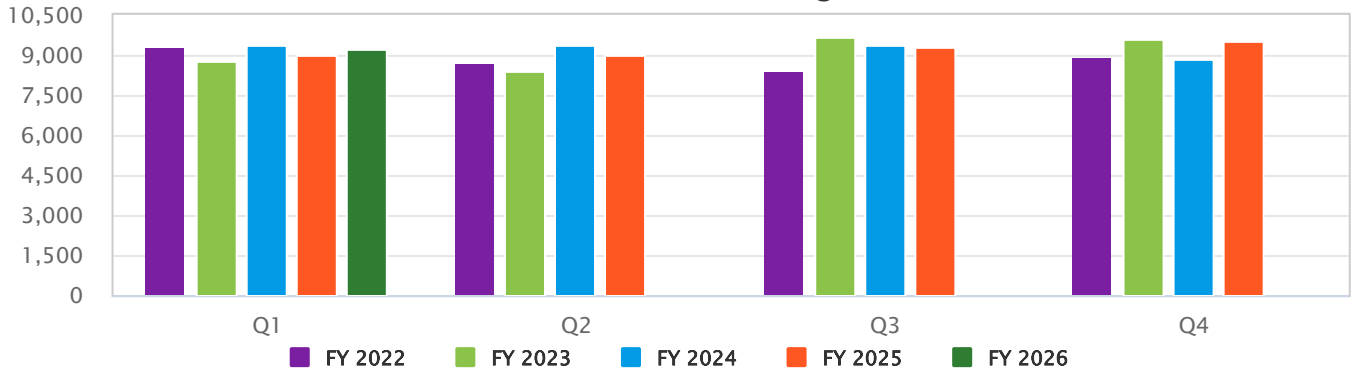
	Q1	Q2	Q3	Q4	TOTAL
FY 2022	2,191	2,161	2,235	2,122	8,709
FY 2023	2,044	2,515	2,547	2,772	9,878
FY 2024	2,766	2,752	3,127	2,893	11,538
FY 2025	2,726	2,859	2,913	2,901	11,399
FY 2026	2,749	-	-	-	2,749
Average	2,495	2,572	2,706	2,672	8,855

DISTRICT ATTORNEY

Legal

LEGAL

Misdemeanor Trial Division
Total Cases Pending



	Q1	Q2	Q3	Q4	AVERAGE
FY 2022	9,274	8,708	8,364	8,913	8,815
FY 2023	8,803	8,408	9,686	9,616	9,128
FY 2024	9,399	9,376	9,344	8,844	9,241
FY 2025	8,981	9,025	9,301	9,526	9,208
FY 2026	9,252	-	-	-	2,313

DISTRICT ATTORNEY

Legal

LEGAL

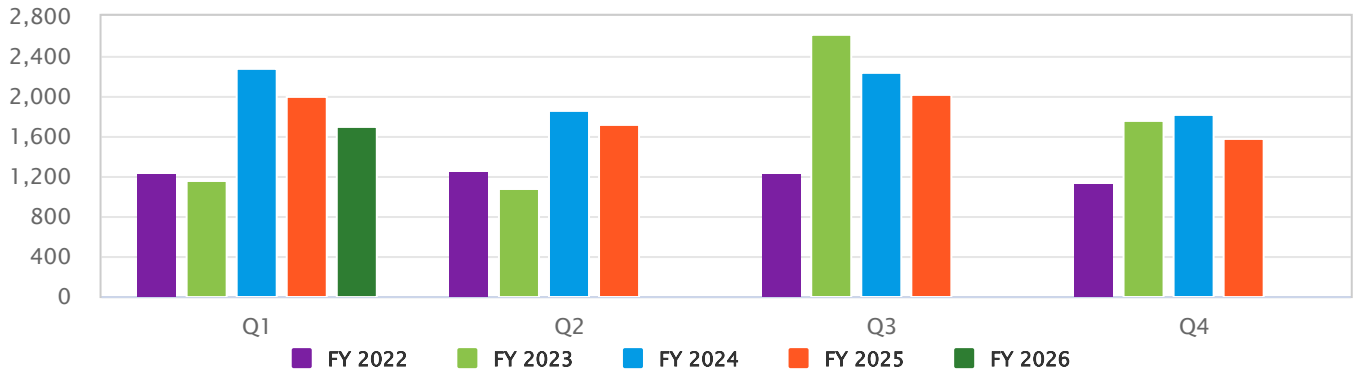
Felony Trial Division

The Felony Trial Division includes 7 Felony Chief Prosecutors and 14 Felony Prosecutors. They work in seven of the district courts in Collin County. They are responsible for all felony cases in these courts except those cases assigned to Crimes Against Children, Special Prosecution, Financial Crimes, and Domestic Violence. Examples of Felony Trial Division cases include: felony DWI; drug possession, manufacture and distribution; burglary; felony theft; sexual and aggravated sexual assault; aggravated assault; murder; and capital murder cases.

Goals & Objectives

1. Review and Evaluate all cases which have been indicted and assigned to the various district courts. Contact victims, determine restitution, when appropriate, and make plea bargain recommendations. Respond to discovery, prepare cases for trial, and demonstrate effective trial advocacy skills.
2. Emphasize and direct resources to prioritize the prosecution of criminals who present the greatest danger to the community. Attempt a net reduction in apprehended cases while still pursuing justice and protecting the community.

**Felony Trial Division
Indictments Filed**



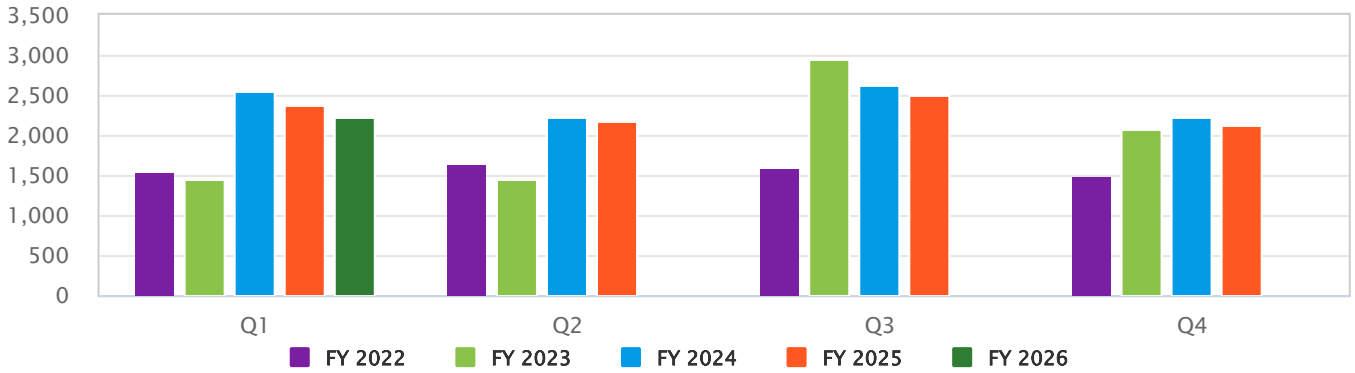
	Q1	Q2	Q3	Q4	TOTAL
FY 2022	1,235	1,253	1,247	1,139	4,874
FY 2023	1,156	1,071	2,623	1,769	6,619
FY 2024	2,273	1,851	2,240	1,822	8,186
FY 2025	1,992	1,720	2,030	1,581	7,323
FY 2026	1,694	-	-	-	1,694
Average	1,670	1,474	2,035	1,578	5,739

DISTRICT ATTORNEY

Legal

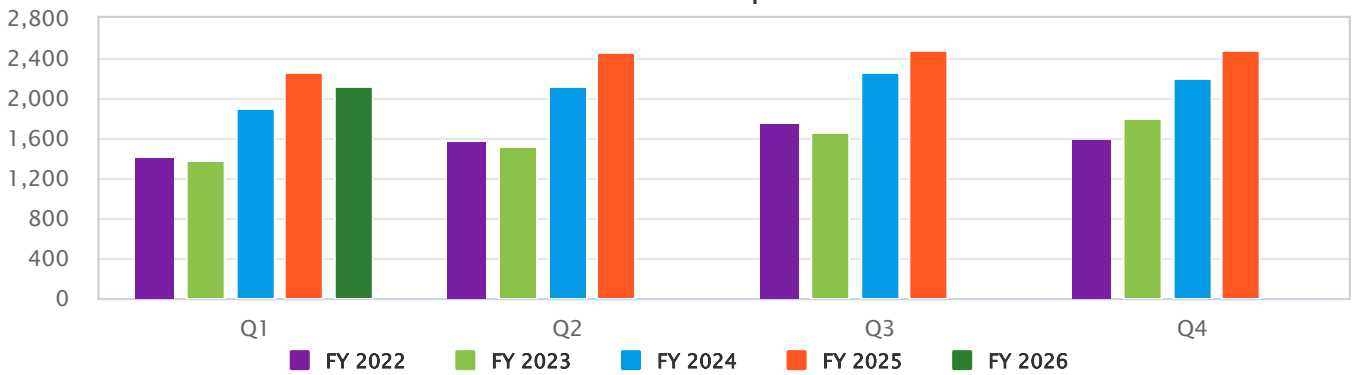
LEGAL

**Felony Trial Division
Indictments & Revocations Filed**



	Q1	Q2	Q3	Q4	TOTAL
FY 2022	1,546	1,641	1,605	1,510	6,302
FY 2023	1,457	1,444	2,952	2,086	7,939
FY 2024	2,544	2,223	2,613	2,218	9,598
FY 2025	2,380	2,168	2,512	2,120	9,180
FY 2026	2,233	-	-	-	2,233
Average	2,032	1,869	2,421	1,984	7,050

**Felony Trial Division
Total Cases Disposed**

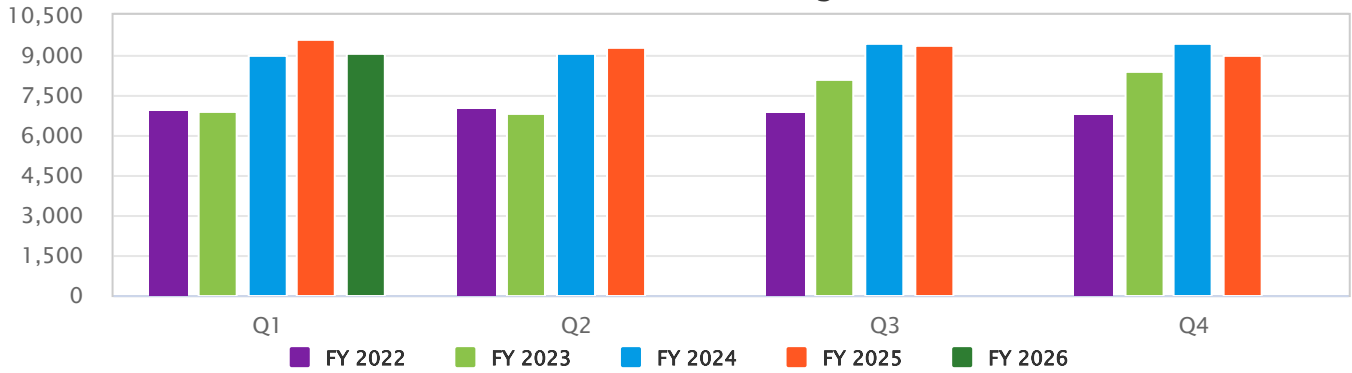


	Q1	Q2	Q3	Q4	TOTAL
FY 2022	1,423	1,574	1,770	1,601	6,368
FY 2023	1,376	1,527	1,654	1,810	6,367
FY 2024	1,910	2,120	2,254	2,207	8,491
FY 2025	2,260	2,460	2,475	2,480	9,675
FY 2026	2,122	-	-	-	2,122
Average	1,818	1,920	2,038	2,025	6,605

DISTRICT ATTORNEY

Legal

Felony Trial Division
Total Cases Pending



	Q1	Q2	Q3	Q4	AVERAGE
FY 2022	6,992	7,058	6,892	6,798	6,935
FY 2023	6,880	6,798	8,095	8,370	7,536
FY 2024	9,003	9,106	9,462	9,475	9,262
FY 2025	9,596	9,308	9,357	8,998	9,315
FY 2026	9,109	-	-	-	2,277

DISTRICT ATTORNEY

Legal

LEGAL

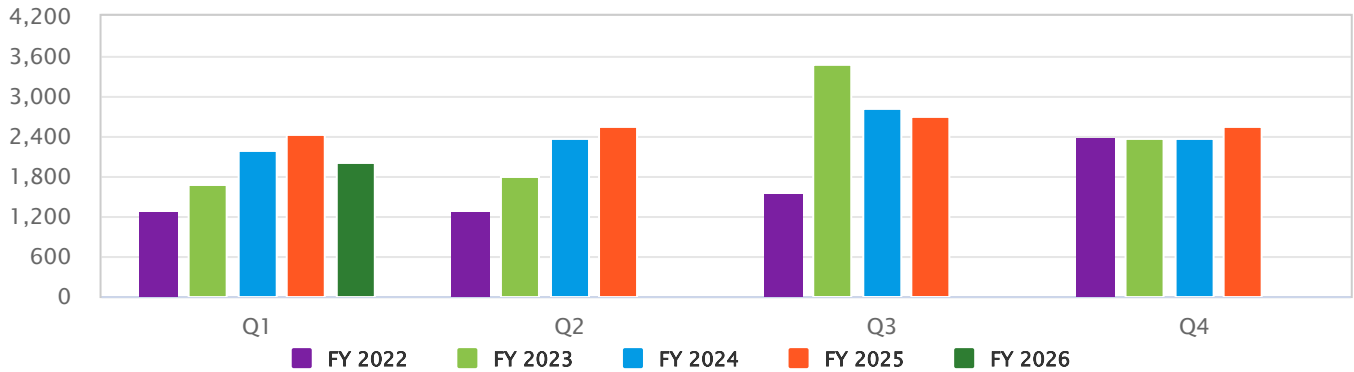
Grand Jury & Intake Division

The Grand Jury Division includes 1 Felony Chief Prosecutor and 4 Felony Prosecutors. This Division receives almost all of the cases that are filed with our office from the law enforcement agencies within Collin County. The prosecutors review each case to make sure there is sufficient evidence to proceed with prosecution. If this standard is met, misdemeanor cases are directly filed with the Collin County Clerk and from there assigned to a court. Felony cases are presented to the Grand Jury for review. The Grand Jury hears evidence presented by the Grand Jury prosecutors and witnesses and then votes in secret to decide if a case should be indicted. Indicted cases are filed by the Collin County District Clerk into one of seven district courts.

Goals & Objectives

1. Process, review, and evaluate all felony cases filed with the Grand Jury Division. Return cases to law enforcement agencies if more information is needed. Present cases to the Grand Jury.
2. Process, review, and evaluate all misdemeanor cases filed with the Grand Jury Division in a timely and just manner. Prepare and file cases that possess sufficient evidence for prosecution in the county courts at law.

Grand Jury & Intake Division
Informations Filed



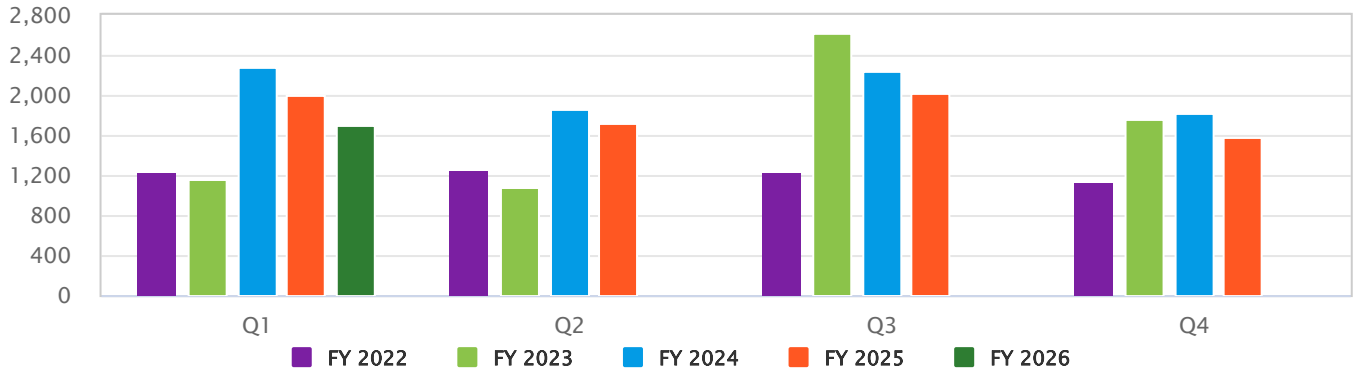
	Q1	Q2	Q3	Q4	TOTAL
FY 2022	1,285	1,300	1,557	2,386	6,528
FY 2023	1,679	1,792	3,470	2,379	9,320
FY 2024	2,204	2,377	2,830	2,373	9,784
FY 2025	2,445	2,549	2,704	2,561	10,259
FY 2026	2,019	-	-	-	2,019
Average	1,926	2,005	2,640	2,425	7,582

DISTRICT ATTORNEY

Legal

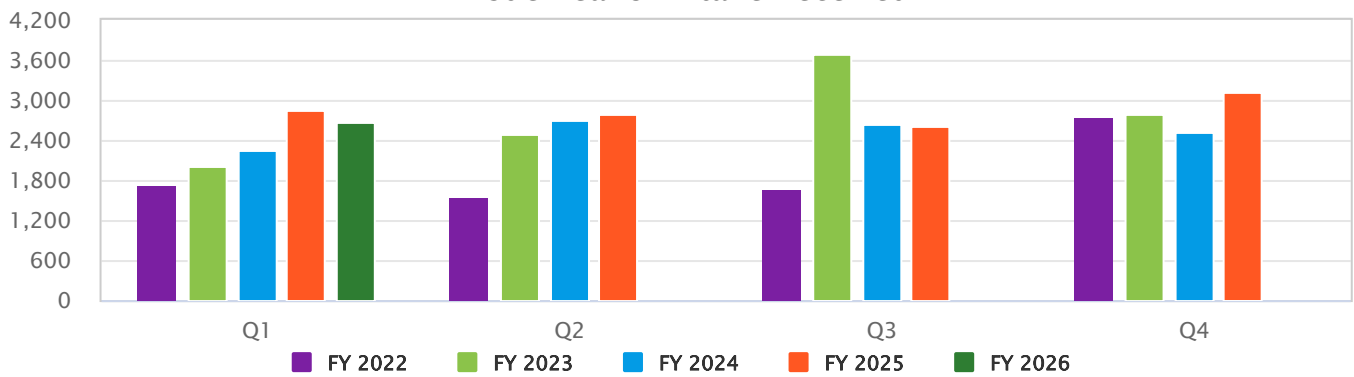
LEGAL

**Grand Jury & Intake Division
Indictments Filed**



	Q1	Q2	Q3	Q4	TOTAL
FY 2022	1,235	1,253	1,247	1,139	4,874
FY 2023	1,156	1,071	2,623	1,769	6,619
FY 2024	2,273	1,851	2,240	1,822	8,186
FY 2025	1,992	1,720	2,030	1,581	7,323
FY 2026	1,694	-	-	-	1,694
Average	1,670	1,474	2,035	1,578	5,739

**Grand Jury & Intake Division
Misdemeanor Intake Received**



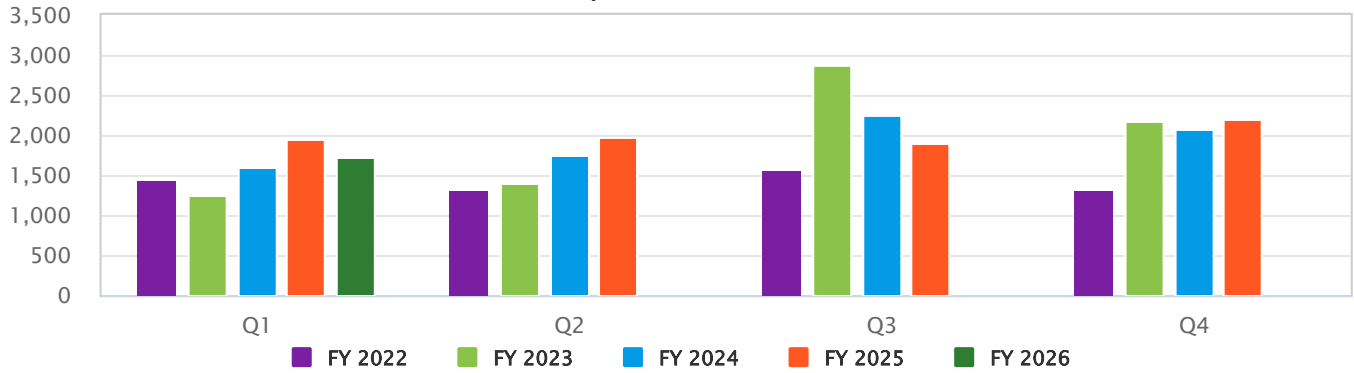
	Q1	Q2	Q3	Q4	TOTAL
FY 2022	1,738	1,552	1,672	2,752	7,714
FY 2023	1,999	2,500	3,683	2,788	10,970
FY 2024	2,249	2,715	2,655	2,514	10,133
FY 2025	2,847	2,783	2,624	3,132	11,386
FY 2026	2,682	-	-	-	2,682
Average	2,303	2,388	2,659	2,797	8,577

DISTRICT ATTORNEY

Legal

LEGAL

Grand Jury & Intake Division
Felony Intake Received



	Q1	Q2	Q3	Q4	TOTAL
FY 2022	1,458	1,334	1,581	1,319	5,692
FY 2023	1,243	1,405	2,863	2,165	7,676
FY 2024	1,590	1,762	2,250	2,078	7,680
FY 2025	1,948	1,965	1,912	2,203	8,028
FY 2026	1,737	-	-	-	1,737
Average	1,595	1,617	2,152	1,941	6,163

DISTRICT ATTORNEY

Legal

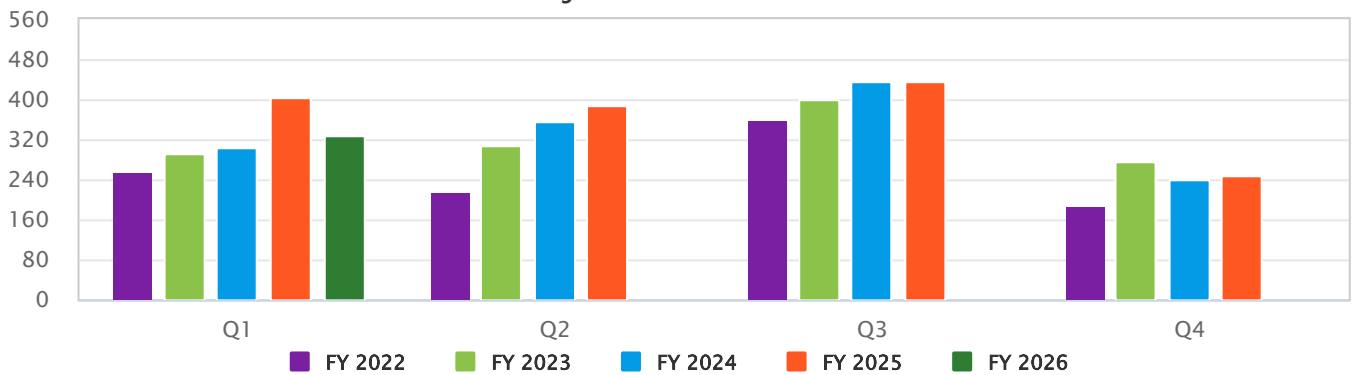
Family Justice Division: 1 Chief Felony Prosecutor Manages the Juvenile & CPS sections of Family Justice

Juvenile cases: There are currently 3 Felony Prosecutors who prosecute all Collin County juvenile offenses. A Juvenile case is where an actor that is younger than 17 but not younger than 10 years of age commits a criminal violation. Juvenile cases are different from adult criminal cases as they are filed as civil cases under the Texas Family Code and have special rules for handling juvenile offenders.

Goals & Objectives

1. Process, review, and evaluate all juvenile cases for appropriate disposition, that will pursue justice and protect the community. File petitions in appropriate juvenile cases. Represent the State of Texas in juvenile detention hearings and in any pre-petition hearings necessary for the case. Respond to Discovery, prepare cases for trial, and demonstrate effective trial advocacy.

**Family Justice Division
Juvenile Intake**



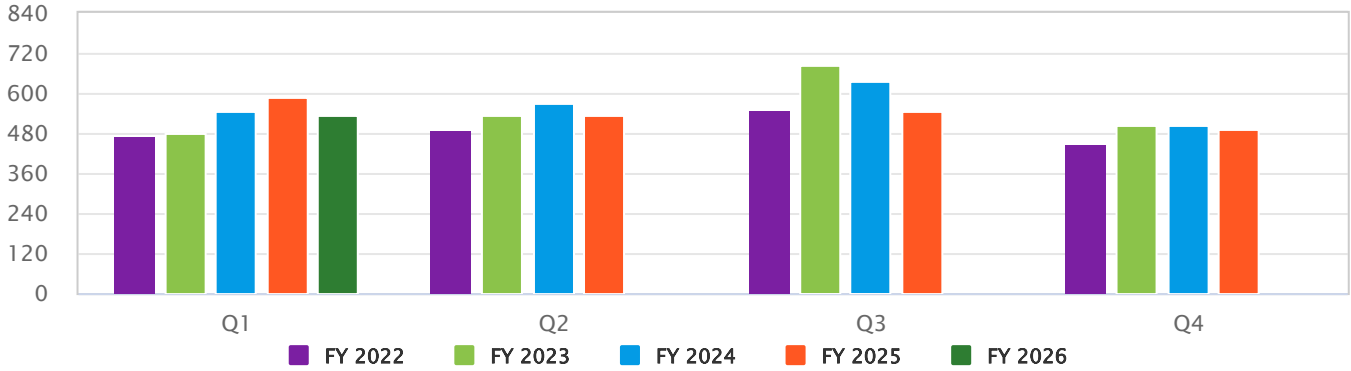
	Q1	Q2	Q3	Q4	TOTAL
FY 2022	255	217	362	190	1,024
FY 2023	294	309	399	276	1,278
FY 2024	305	356	435	240	1,336
FY 2025	406	390	438	248	1,482
FY 2026	328	-	-	-	328
Average	318	318	409	239	1,090

DISTRICT ATTORNEY

Legal

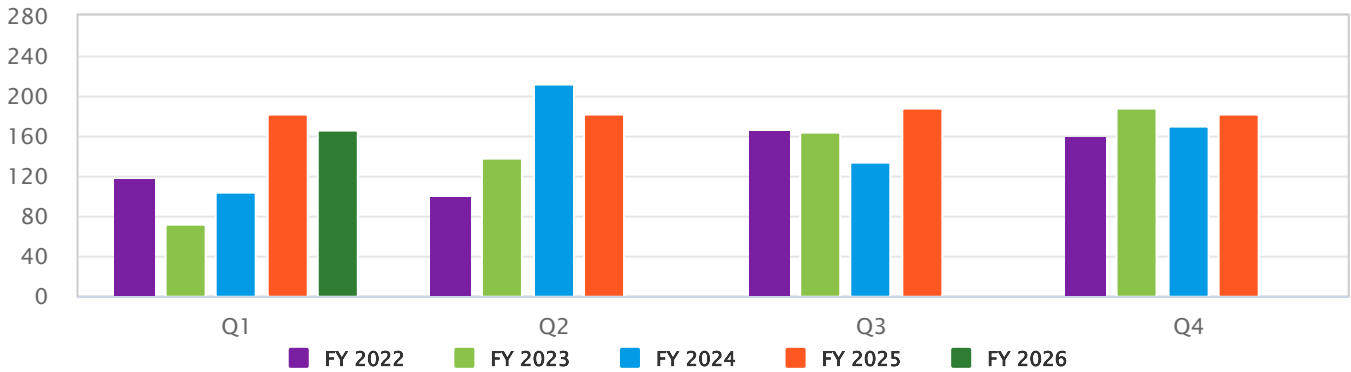
LEGAL

**Family Justice Division
Juvenile Detention Hearings**



	Q1	Q2	Q3	Q4	TOTAL
FY 2022	477	492	553	452	1,974
FY 2023	481	536	684	506	2,207
FY 2024	549	571	637	507	2,264
FY 2025	586	534	546	490	2,156
FY 2026	535	-	-	-	535
Average	526	533	605	489	1,827

**Family Justice Division
Juvenile Petitions**

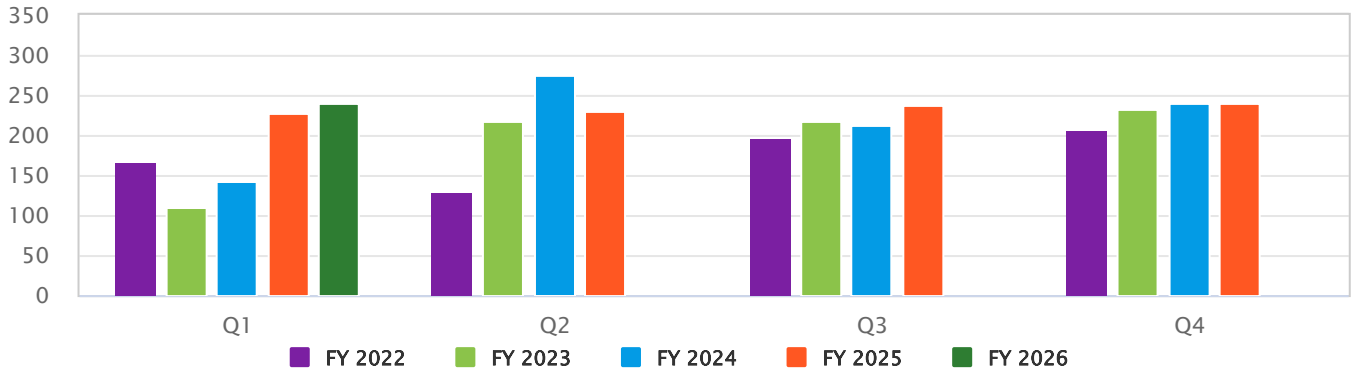


	Q1	Q2	Q3	Q4	TOTAL
FY 2022	119	101	166	161	547
FY 2023	73	139	164	188	564
FY 2024	105	212	134	170	621
FY 2025	182	183	188	183	736
FY 2026	166	-	-	-	166

DISTRICT ATTORNEY

Legal

Juvenile Petitions & Motions to Modify filed



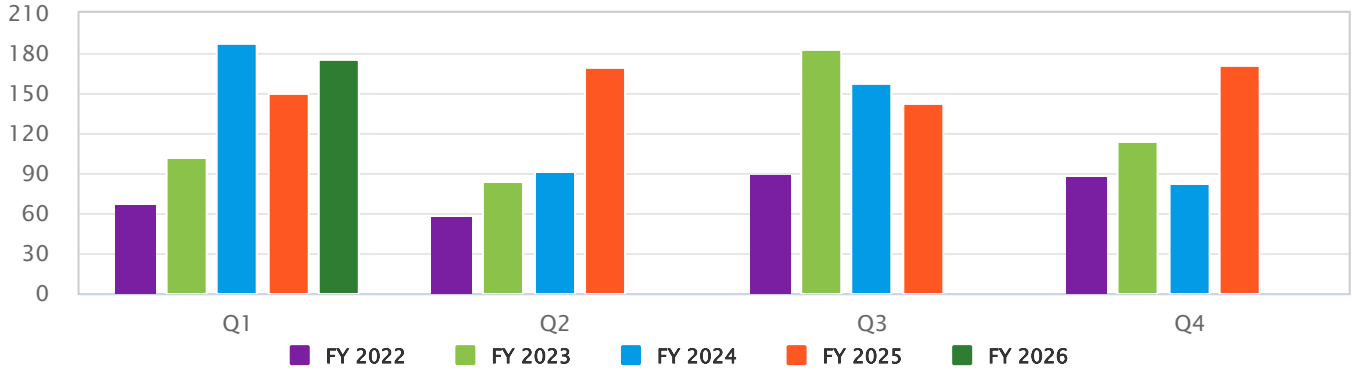
	Q1	Q2	Q3	Q4	TOTAL
FY 2022	167	131	198	207	703
FY 2023	111	218	218	233	780
FY 2024	142	275	212	239	868
FY 2025	227	230	238	241	936
FY 2026	239	-	-	-	239
Average	177	208	209	226	705

DISTRICT ATTORNEY

Legal

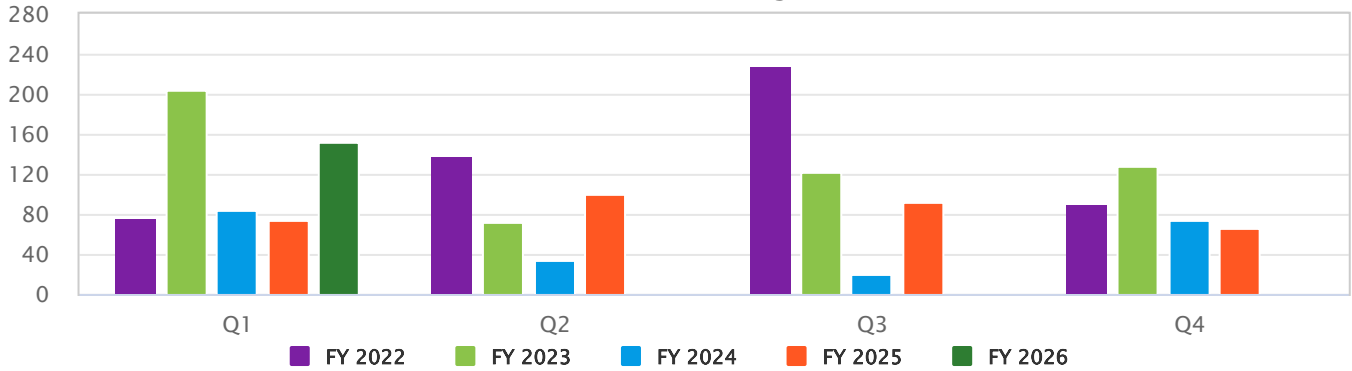
LEGAL

Family Justice Division
Deferred Prosecutions



	Q1	Q2	Q3	Q4	TOTAL
FY 2022	67	59	90	88	304
FY 2023	102	84	183	114	483
FY 2024	188	91	158	82	519
FY 2025	150	169	142	171	632
FY 2026	176	-	-	-	176

Family Justice Division
Juvenile Sealings

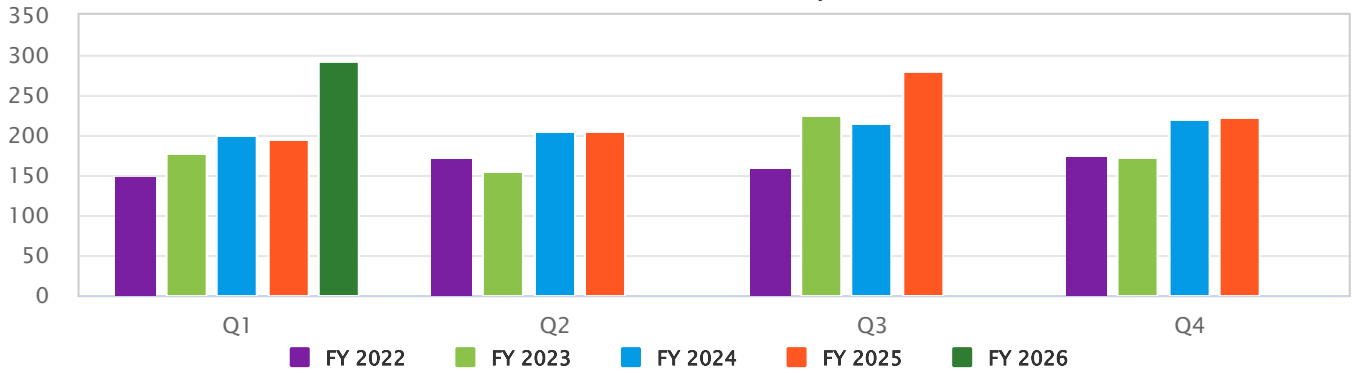


	Q1	Q2	Q3	Q4	TOTAL
FY 2022	77	138	228	91	534
FY 2023	204	73	122	129	528
FY 2024	85	35	21	74	215
FY 2025	75	101	93	67	336
FY 2026	152	-	-	-	152
Average	119	82	124	98	353

DISTRICT ATTORNEY

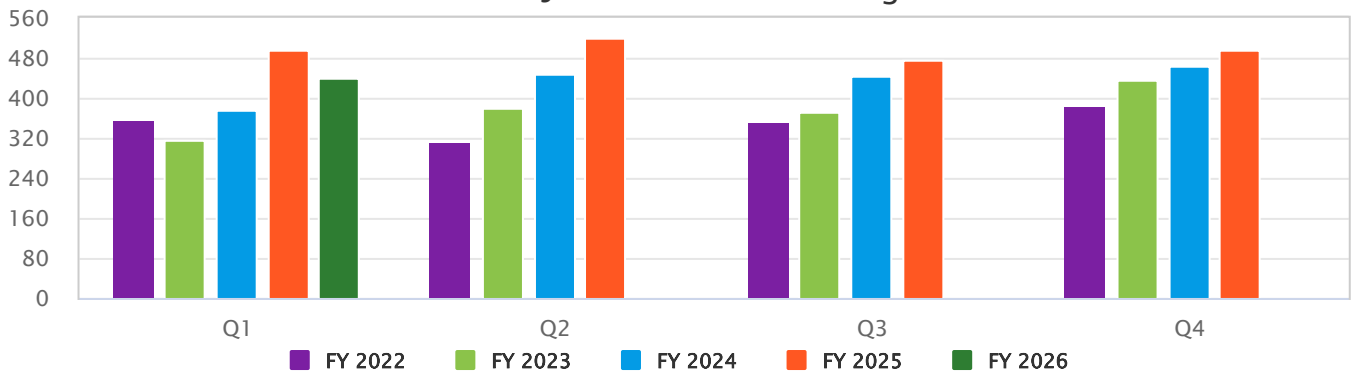
Legal

Family Justice Division
Total Juvenile Cases Disposed



	Q1	Q2	Q3	Q4	TOTAL
FY 2022	151	172	160	176	659
FY 2023	177	154	225	172	728
FY 2024	199	206	214	220	839
FY 2025	196	206	279	223	904
FY 2026	292	-	-	-	292
Average	203	185	220	198	684

Family Justice Division
Total Juvenile Cases Pending



	Q1	Q2	Q3	Q4	AVERAGE
FY 2022	355	314	352	383	351
FY 2023	317	381	374	435	377
FY 2024	378	447	445	464	434
FY 2025	495	519	478	496	497
FY 2026	441	-	-	-	110

DISTRICT ATTORNEY

Legal

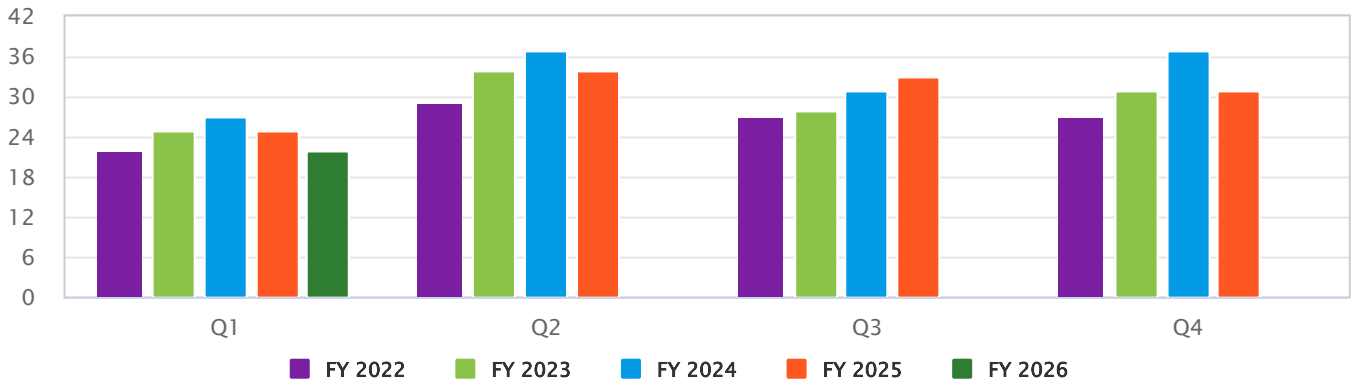
LEGAL

CPS cases: There are 3 Felony Prosecutors that represent the State of Texas in Child Protective Services (“CPS”) cases. These are cases where a child has been abused or is in danger of abuse, and a civil case is filed with the objective to find a safe harbor for the child.

Goals & Objectives

1. Process, review, and evaluate all cases presented to the District Attorney for removal of a child. File petitions, in appropriate cases, if the evidence shows that the child needs to be protected. Respond to Discovery, prepare cases for trial, and demonstrate effective trial advocacy.

Family Justice Division
CPS Petitions Filed

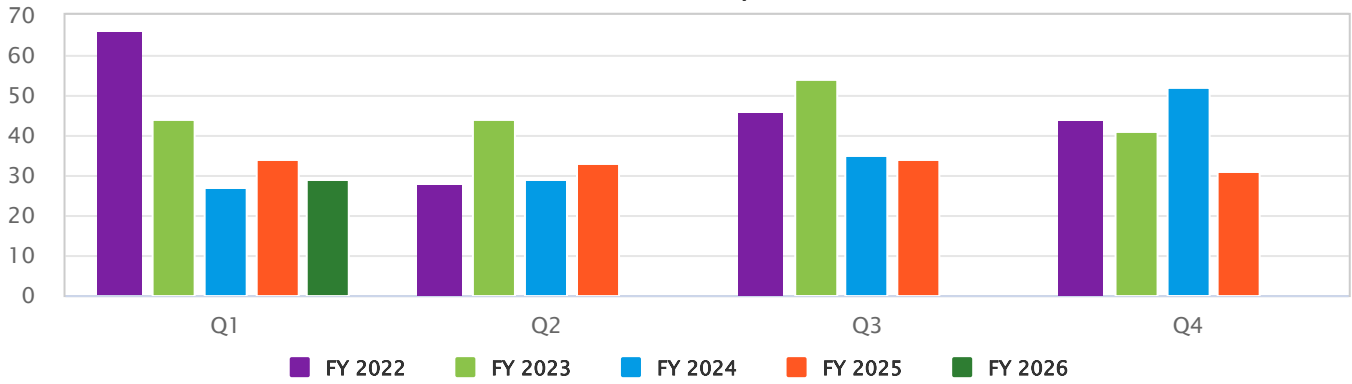


	Q1	Q2	Q3	Q4	TOTAL
FY 2022	22	29	27	27	105
FY 2023	25	34	28	31	118
FY 2024	27	37	31	37	132
FY 2025	25	34	33	31	123
FY 2026	22	-	-	-	22
Average	24	34	30	32	100

DISTRICT ATTORNEY

Legal

Family Justice Division
CPS Cases Disposed



	Q1	Q2	Q3	Q4	TOTAL
FY 2022	66	28	46	44	184
FY 2023	44	44	54	41	183
FY 2024	27	29	35	52	143
FY 2025	34	33	34	31	132
FY 2026	29	-	-	-	29
Average	40	34	42	42	134

DISTRICT ATTORNEY

Legal

LEGAL

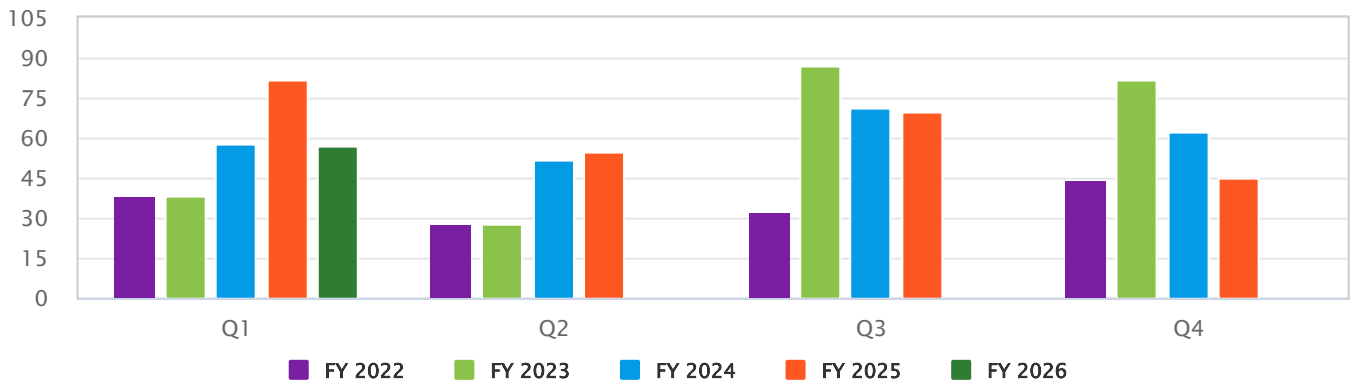
Crimes Against Children Division

The CAC Division includes 1 Felony Chief Prosecutor and 5 Felony Prosecutors. They work in seven of the district courts in Collin County. The CAC Division prosecutes crimes committed against children who were abused at a young age, typically under 14 years of age. These cases involve laws and issues that are unique to child victim cases. The District Attorney is deeply devoted to pursuing justice for these especially vulnerable victims and also to protect the community from further harm. This division engages in “vertical prosecution,” where prosecutors are assigned to cases during the investigation at the Children’s Advocacy Center and the same prosecutor continues to handle the case through disposition. Early engagement by the prosecutor establishes a trusting relationship with a child victim, helps to minimize the trauma to a child victim, and helps achieve a just result.

Goals & Objectives

1. Conduct the prosecution of CAC cases using a vertical prosecution model. Work closely with the detectives of the law enforcement agencies to aid and strategize in the ongoing investigations into these crimes.
2. Review and Evaluate all cases which have been filed by law enforcement agencies and prepare and present appropriate cases to the Grand Jury. Contact victims, determine restitution, when appropriate, and make plea bargain recommendations. Respond to discovery, prepare cases for trial, and demonstrate effective trial advocacy skills.
3. Emphasize and direct resources to prioritize the prosecution of criminals who present the greatest danger to the community, while minimizing the trauma to child victims. Attempt a net reduction in apprehended cases while still pursuing justice and protecting the community.

Crimes Against Children Division
Indictments Filed

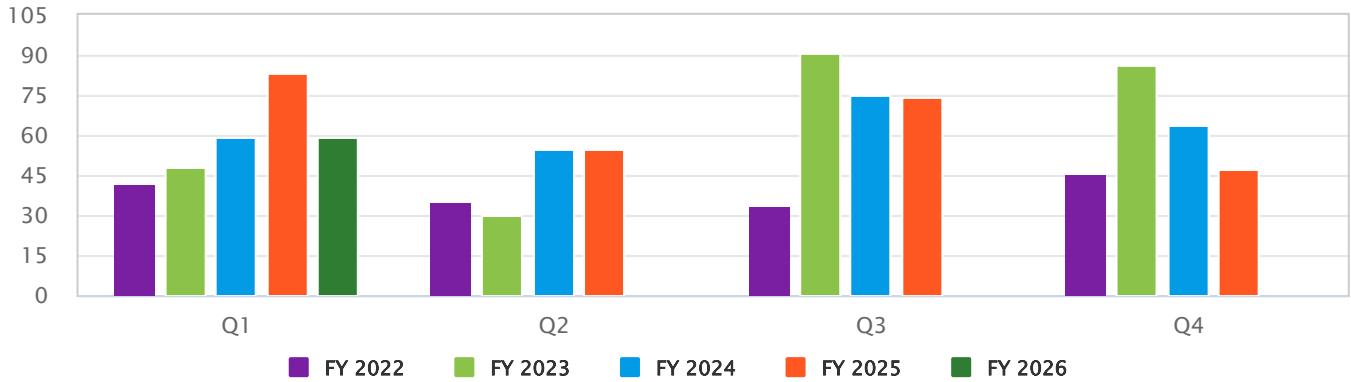


	Q1	Q2	Q3	Q4	TOTAL
FY 2022	38	28	32	44	142
FY 2023	38	28	87	82	235
FY 2024	58	52	71	62	243
FY 2025	82	55	70	45	252
FY 2026	57	-	-	-	57
Average	55	41	65	58	186

DISTRICT ATTORNEY

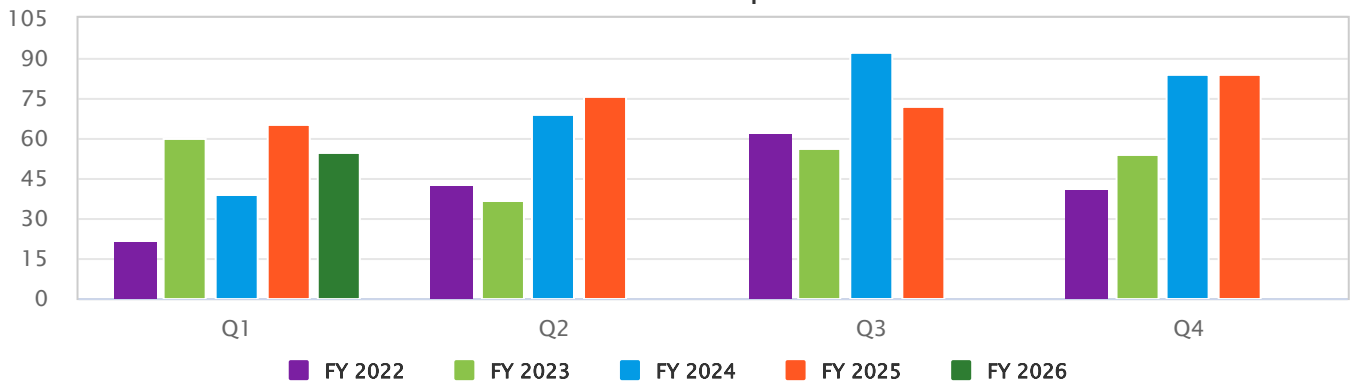
Legal

**Crimes Against Children Division
Indictments & Revocations Filed**



	Q1	Q2	Q3	Q4	TOTAL
FY 2022	42	35	34	46	157
FY 2023	48	30	91	86	255
FY 2024	59	55	75	64	253
FY 2025	83	55	74	47	259
FY 2026	59	-	-	-	59
Average	58	44	69	61	197

**Crimes Against Children Division
Total Cases Disposed**



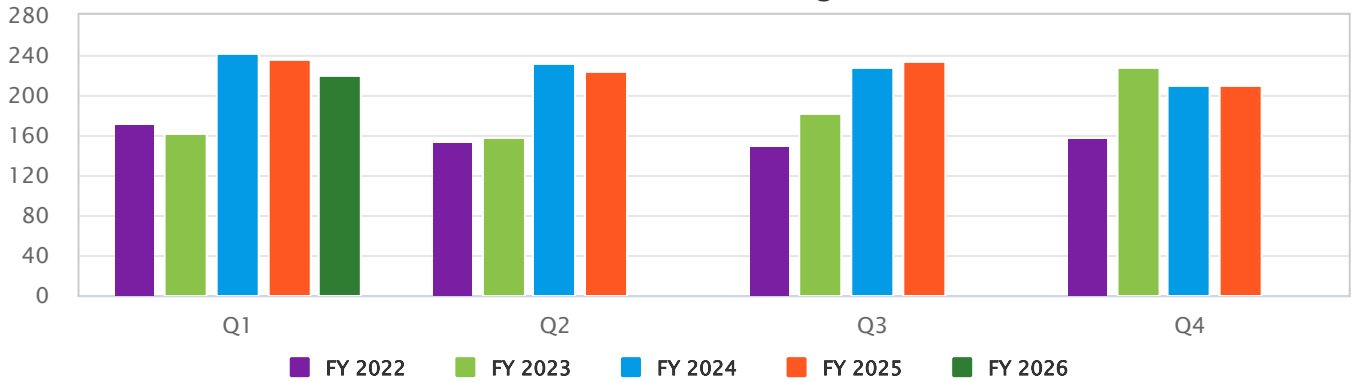
	Q1	Q2	Q3	Q4	TOTAL
FY 2022	22	43	62	41	168
FY 2023	60	37	56	54	207
FY 2024	39	69	92	84	284
FY 2025	65	76	72	84	297
FY 2026	55	-	-	-	55
Average	48	56	71	66	202

DISTRICT ATTORNEY

Legal

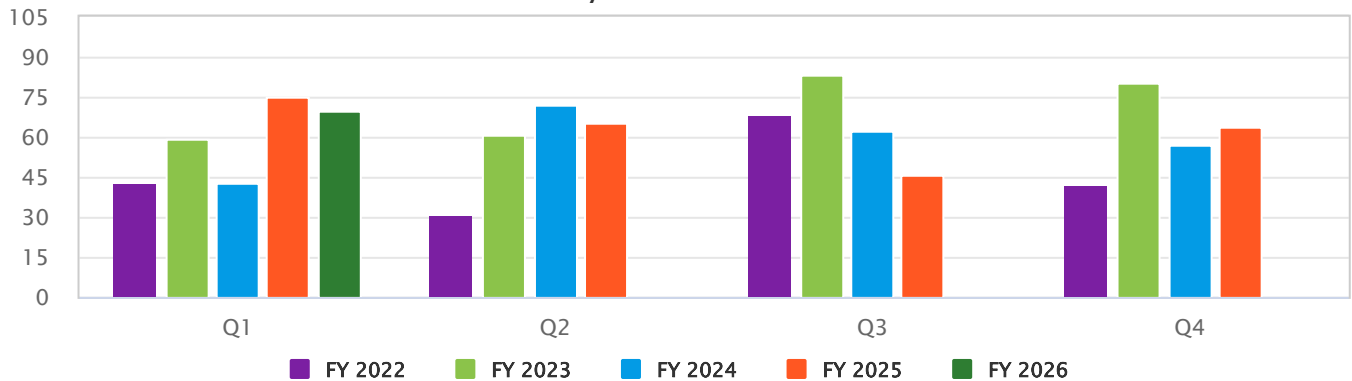
LEGAL

**Crimes Against Children Division
Total Cases Pending**



	Q1	Q2	Q3	Q4	AVERAGE
FY 2022	172	155	151	159	159
FY 2023	162	159	182	228	183
FY 2024	242	232	228	210	228
FY 2025	236	225	234	210	226
FY 2026	220	-	-	-	55

**Crimes Against Children Division
Felony Intake Received**



	Q1	Q2	Q3	Q4	TOTAL
FY 2022	43	31	68	42	184
FY 2023	59	61	83	80	283
FY 2024	43	72	62	57	234
FY 2025	75	65	46	64	250
FY 2026	70	-	-	-	70
Average	58	57	65	61	204

DISTRICT ATTORNEY

Legal

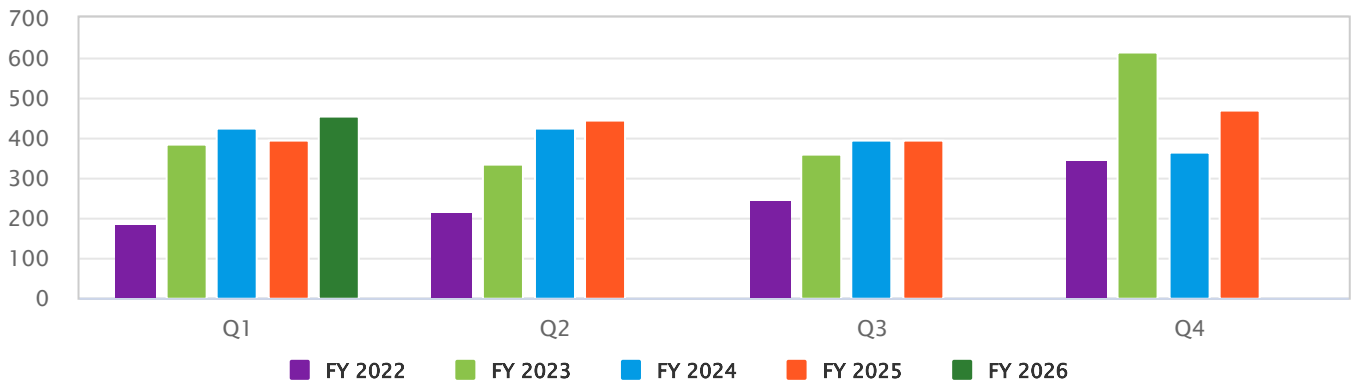
Domestic Violence Unit (“DVU”)

The DVU includes: 1 Chief Felony Prosecutor, 5 Felony Prosecutors, 1 Misdemeanor Chief Prosecutor, and 1 Misdemeanor Prosecutor. They work in seven district courts and seven county courts at law in Collin County. They are responsible for most misdemeanor and felony domestic violence cases which are filed by law enforcement agencies in Collin County. Examples of the cases they handle include: assault/family violence, aggravated assault, continuous family violence, enhanced family violence, assault by impeding breath or circulation, and stalking. DVU prosecutors engage in vertical prosecution in that they review misdemeanor domestic violence cases for filing and review/present felony domestic violence cases to the Grand Jury. Protective order applications and prosecution of violations of protective orders are assigned to one of the felony prosecutors.

Goals & Objectives

1. Process, review, and evaluate all domestic violence cases brought to the District Attorney by law enforcement agencies. File appropriate misdemeanor cases by information and present appropriate felony cases to the Grand Jury. Contact victims, make plea bargain recommendations, respond to discovery, prepare cases for trial, and demonstrate effective trial advocacy. Prosecute cases in a manner consistent with pursuing justice and protection of the victim and our community. Attempt a net reduction in apprehended cases while still pursuing justice and protecting the community.
2. Process, review, and evaluate all applications for protective orders and file petitions for protective orders for situations that qualify for the District Attorney to represent the applicant.

Domestic Violence Division
Misdemeanor Intake Received



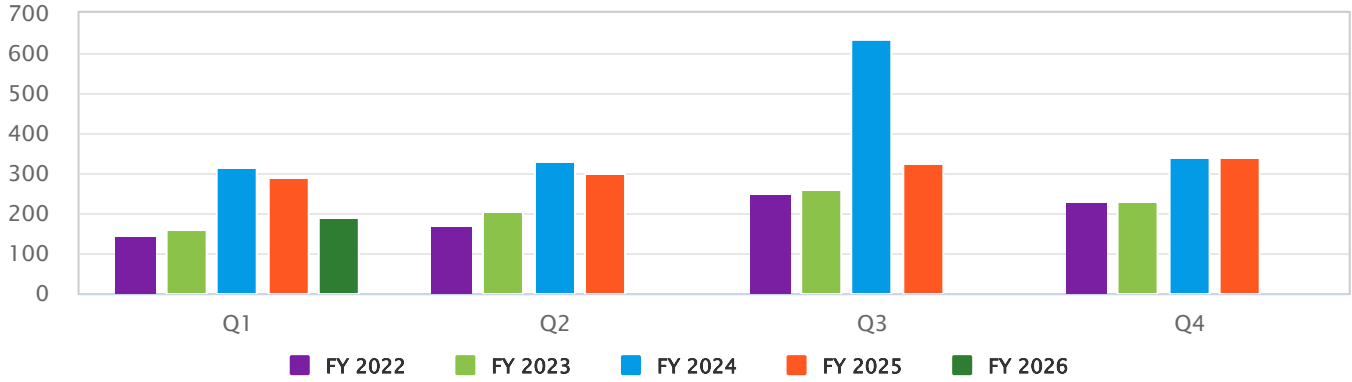
	Q1	Q2	Q3	Q4	TOTAL
FY 2022	185	213	246	343	987
FY 2023	386	334	360	613	1,693
FY 2024	423	427	395	364	1,609
FY 2025	396	443	396	471	1,706
FY 2026	457	-	-	-	457
Average	369	283	279	358	1,290

DISTRICT ATTORNEY

Legal

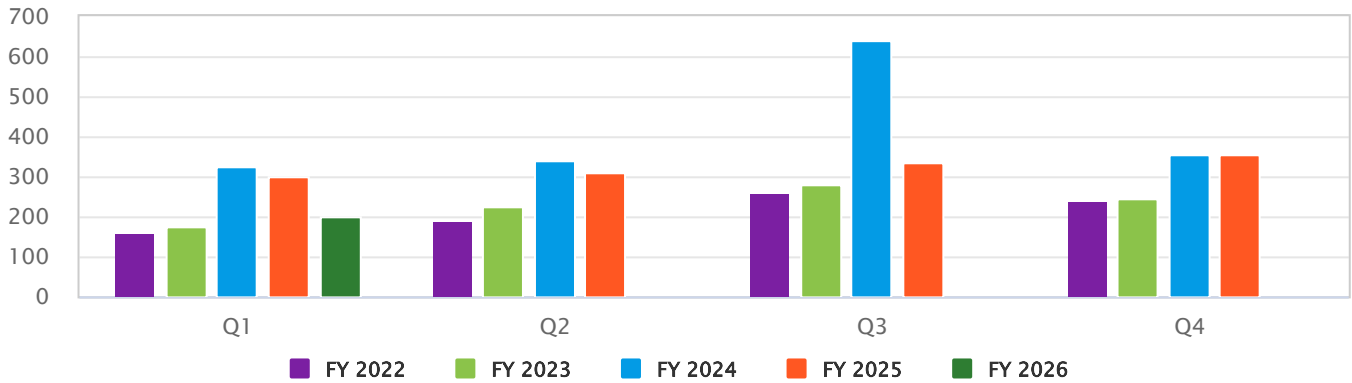
LEGAL

**Domestic Violence Division
Informations Filed**



	Q1	Q2	Q3	Q4	TOTAL
FY 2022	144	169	248	230	791
FY 2023	158	204	261	229	852
FY 2024	314	329	634	340	1,617
FY 2025	291	301	327	338	1,257
FY 2026	192	-	-	-	192
Average	220	201	294	227	942

**Domestic Violence Division
Informations & Revocations Filed**



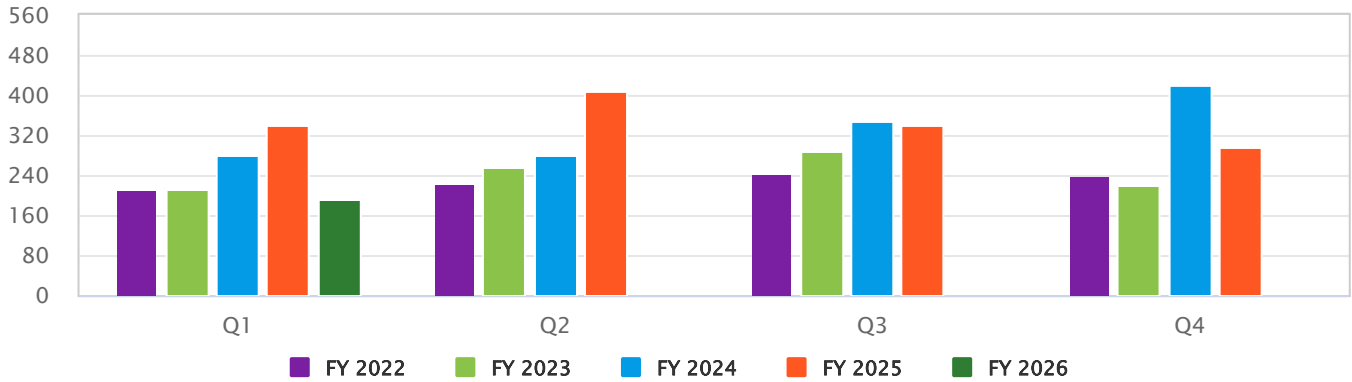
	Q1	Q2	Q3	Q4	TOTAL
FY 2022	161	191	260	242	854
FY 2023	176	225	278	245	924
FY 2024	324	341	639	357	1,661
FY 2025	302	311	333	357	1,303
FY 2026	200	-	-	-	200

Domestic Violence Division was created and started reporting in FY 2016.

DISTRICT ATTORNEY

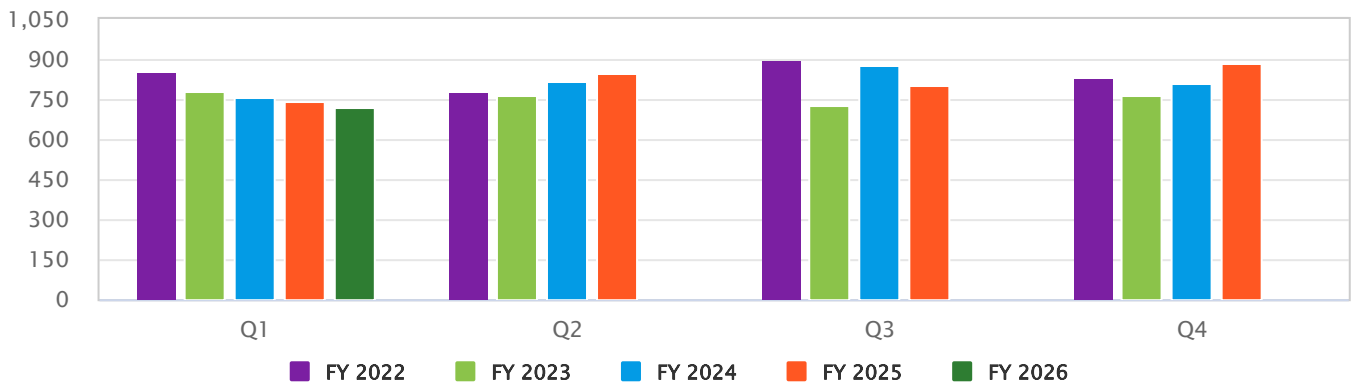
Legal

Domestic Violence Division Misdemeanor Cases Disposed



	Q1	Q2	Q3	Q4	TOTAL
FY 2022	214	226	244	241	925
FY 2023	212	258	288	221	979
FY 2024	281	279	350	421	1,331
FY 2025	342	408	340	296	1,386
FY 2026	194	-	-	-	194

Domestic Violence Division Misdemeanor Pending Cases



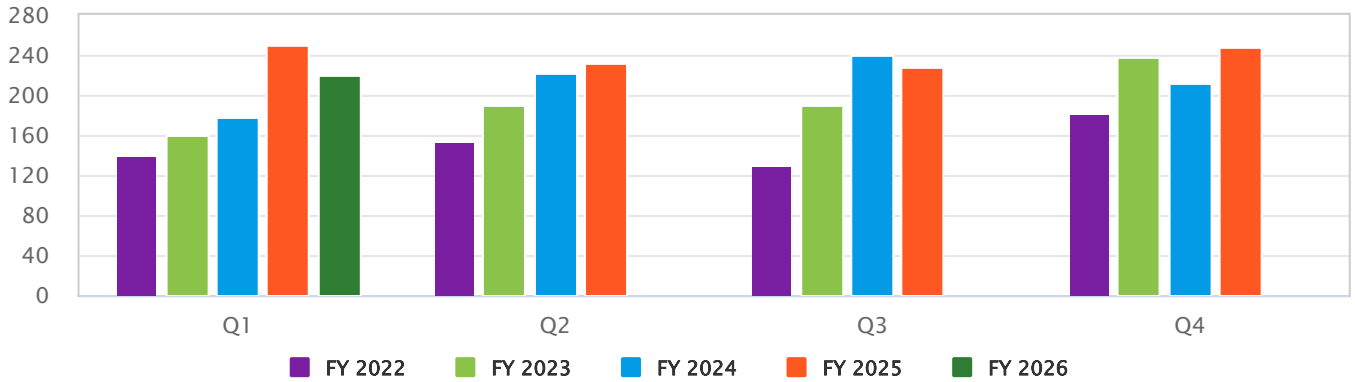
	Q1	Q2	Q3	Q4	AVERAGE
FY 2022	852	778	903	834	842
FY 2023	778	765	725	764	758
FY 2024	757	819	878	810	816
FY 2025	741	851	806	888	822
FY 2026	723	-	-	-	181

DISTRICT ATTORNEY

Legal

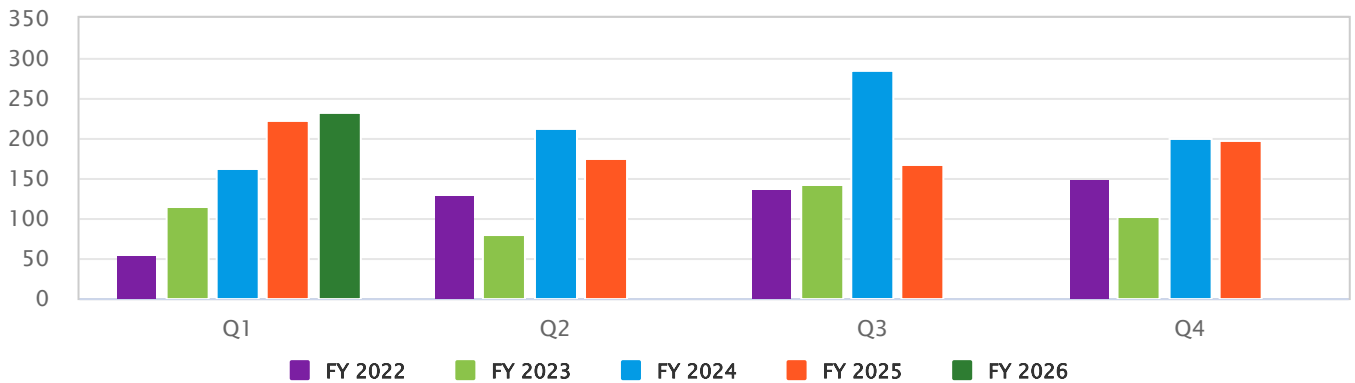
LEGAL

Domestic Violence Division Felony Intake Received



	Q1	Q2	Q3	Q4	TOTAL
FY 2022	141	155	131	183	610
FY 2023	160	191	190	239	780
FY 2024	179	222	241	213	855
FY 2025	251	233	228	248	960
FY 2026	220	-	-	-	220

Domestic Violence Division Indictments Filed

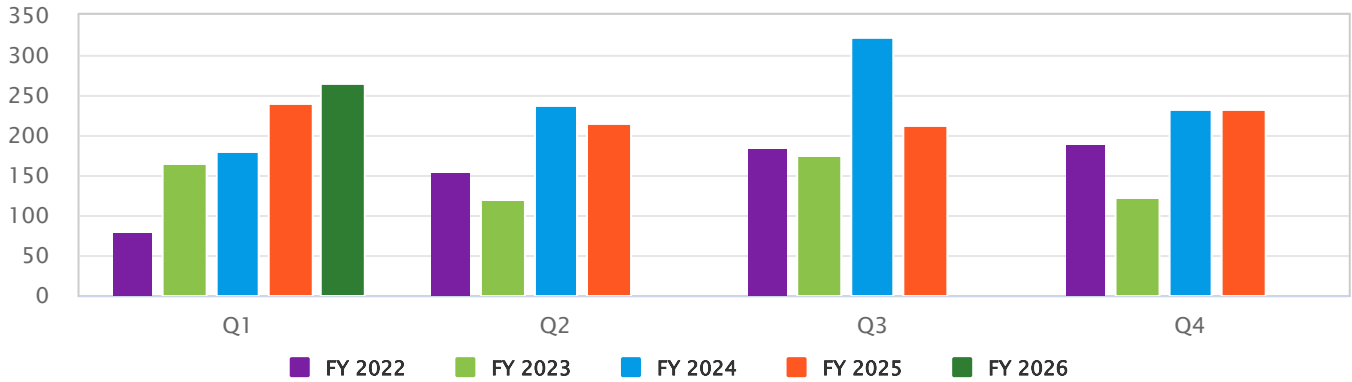


	Q1	Q2	Q3	Q4	TOTAL
FY 2022	54	131	137	149	471
FY 2023	116	80	142	103	441
FY 2024	163	213	284	199	859
FY 2025	223	176	167	197	763
FY 2026	233	-	-	-	233

DISTRICT ATTORNEY

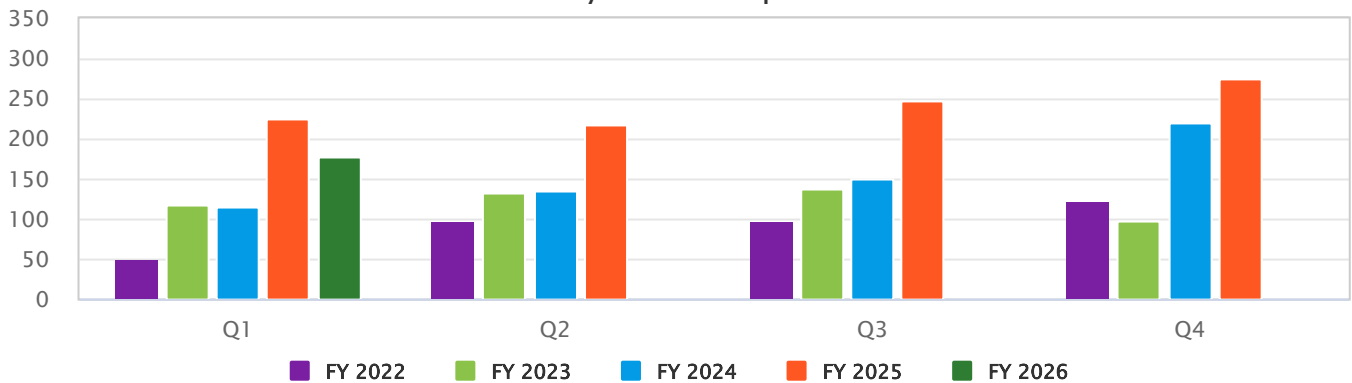
Legal

**Domestic Violence Division
Indictments & Revocations Filed**



	Q1	Q2	Q3	Q4	TOTAL
FY 2022	80	155	184	191	610
FY 2023	164	120	174	122	580
FY 2024	180	237	322	233	972
FY 2025	241	216	213	232	902
FY 2026	265	-	-	-	265

**Domestic Violence Division
Felony Cases Disposed**



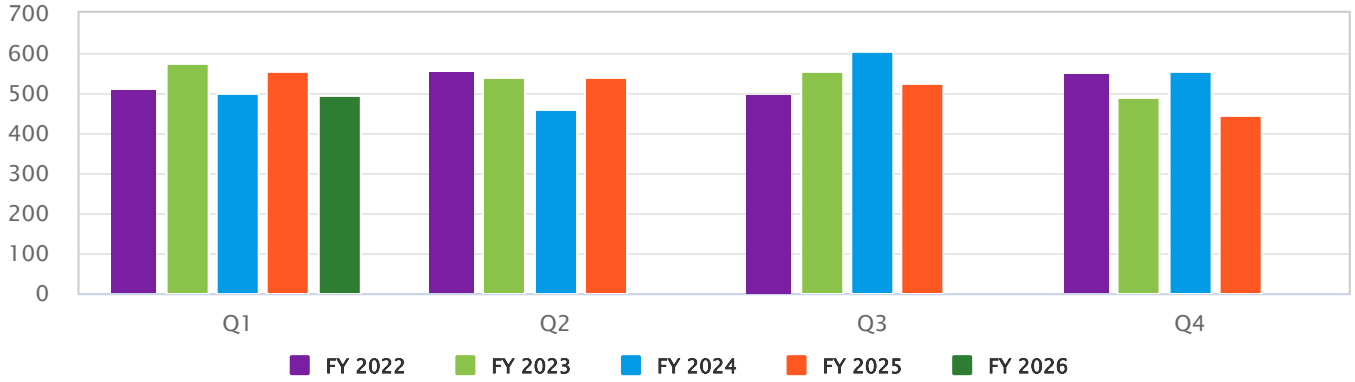
	Q1	Q2	Q3	Q4	TOTAL
FY 2022	51	98	97	123	369
FY 2023	117	132	138	97	484
FY 2024	115	134	151	219	619
FY 2025	224	217	247	275	963
FY 2026	177	-	-	-	177

DISTRICT ATTORNEY

Legal

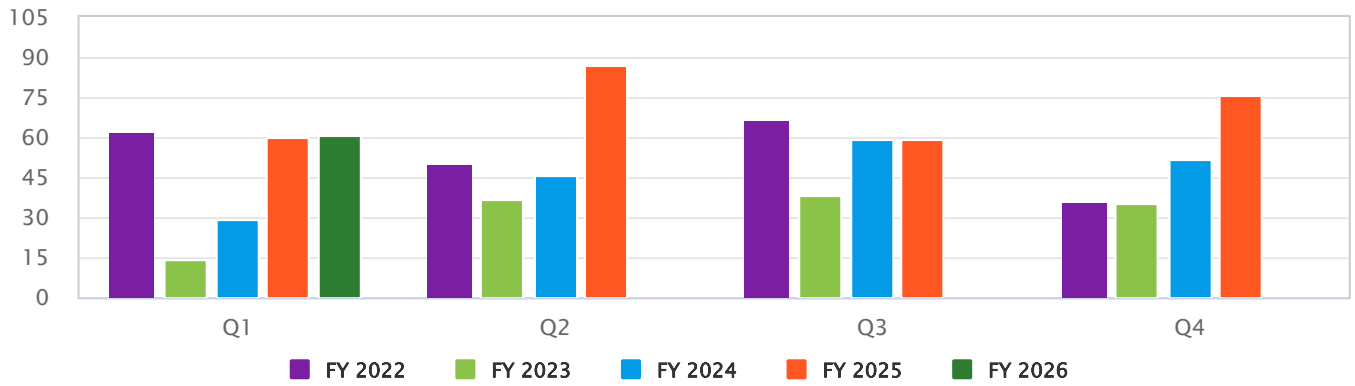
LEGAL

**Domestic Violence Division
Felony Pending Cases**



	Q1	Q2	Q3	Q4	AVERAGE
FY 2022	512	554	502	549	529
FY 2023	573	539	553	489	539
FY 2024	500	459	604	556	530
FY 2025	556	540	523	446	516
FY 2026	497	-	-	-	124

**Domestic Violence Division
Protective Order Petitions Filed**



	Q1	Q2	Q3	Q4	TOTAL
FY 2022	62	50	67	36	215
FY 2023	14	37	38	35	124
FY 2024	29	46	59	52	186
FY 2025	60	87	59	76	282
FY 2026	61	-	-	-	61

DISTRICT ATTORNEY

Legal

LEGAL

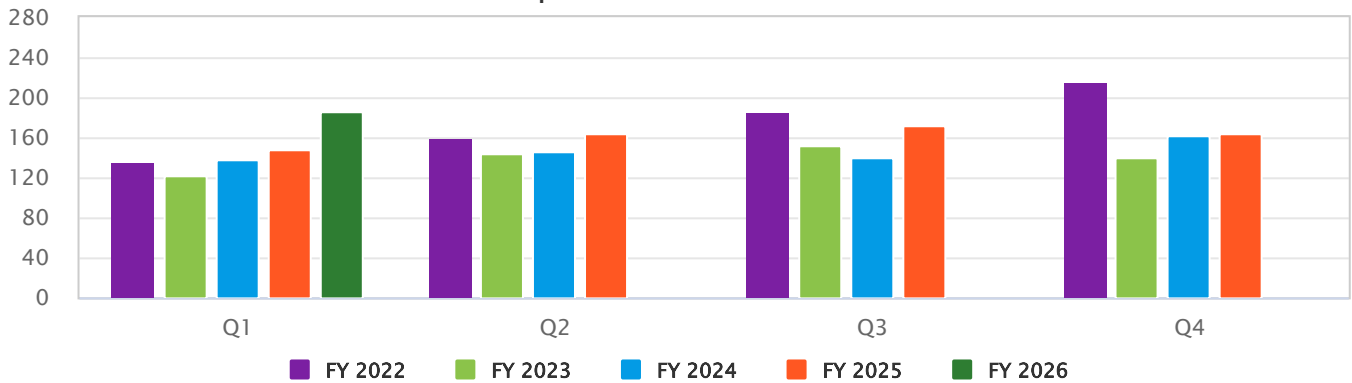
Appellate Division

The Appellate Division includes 1 Chief Felony Prosecutor and 5 Felony Prosecutors. The Appellate Division is responsible for all cases that have been appealed to the Court of Appeals and the Court of Criminal Appeals that were prosecuted by this office. The Appellate Division also represents the District Attorney in post-conviction writs that are filed in criminal cases that have been prosecuted in Collin County. The appellate prosecutors evaluate and prosecute motions for non-disclosure and expunctions. These prosecutors also provide legal support to other prosecutors in the office.

Goals & Objectives

1. Represent the State of Texas for all criminal cases that are appealed and originated out of this office.
2. Represent the State of Texas for all writs that are filed within the jurisdiction of the Collin County District Attorney.
3. Provide legal analysis to other District Attorney prosecutors as appropriate and necessary.
4. Represent the State of Texas for all expunctions and non-disclosure motions filed in county courts at law or district courts of Collin County.

Appellate Division
Expunctions Processed



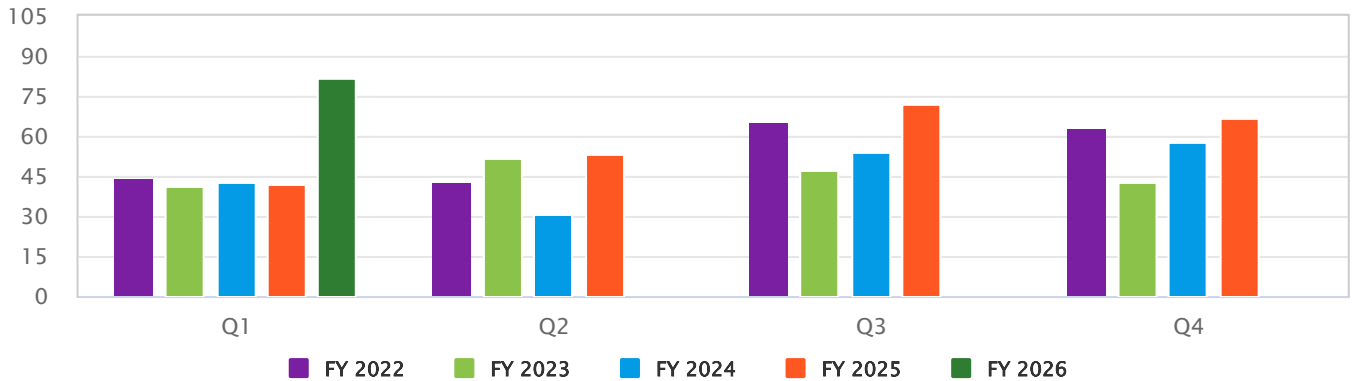
	Q1	Q2	Q3	Q4	TOTAL
FY 2022	137	161	186	216	700
FY 2023	123	145	153	140	561
FY 2024	139	147	140	162	588
FY 2025	148	164	172	165	649
FY 2026	187	-	-	-	187
Average	147	154	163	171	537

DISTRICT ATTORNEY

Legal

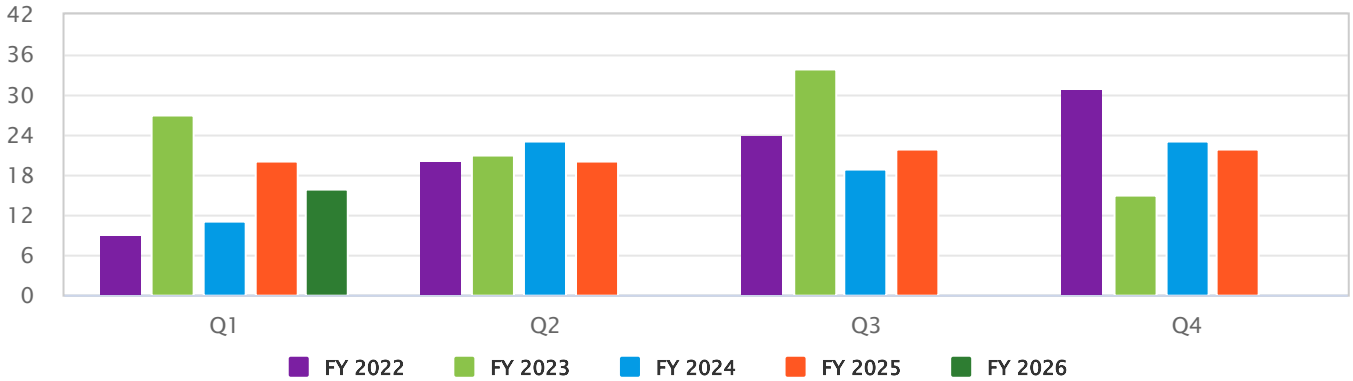
LEGAL

**Appellate Division
Non Disclosures Processed**



	Q1	Q2	Q3	Q4	TOTAL
FY 2022	44	43	65	63	215
FY 2023	41	52	47	43	183
FY 2024	43	31	54	58	186
FY 2025	42	53	72	67	234
FY 2026	82	-	-	-	82
Average	50	45	60	58	180

**Appellate Division
Non Capital Briefs Filed**

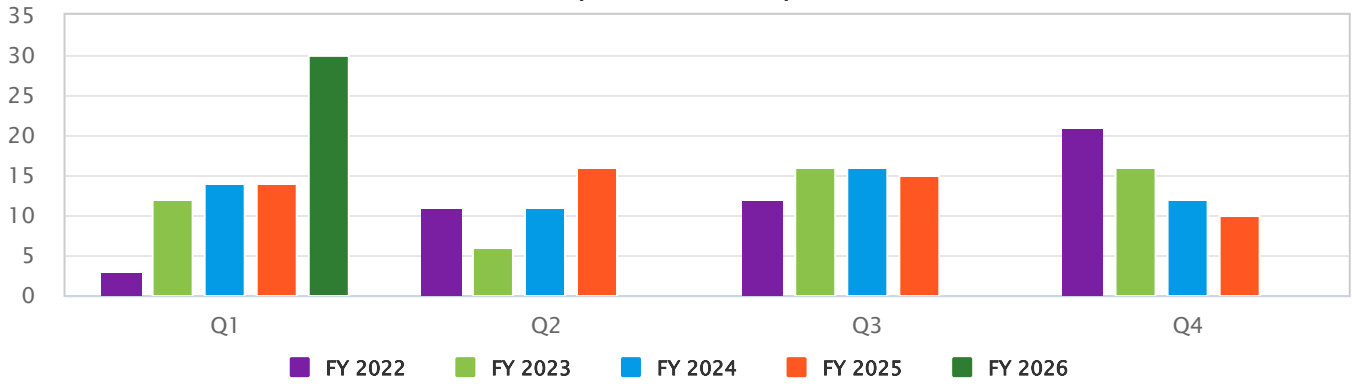


	Q1	Q2	Q3	Q4	TOTAL
FY 2022	9	20	24	31	84
FY 2023	27	21	34	15	97
FY 2024	11	23	19	23	76
FY 2025	20	20	22	22	84
FY 2026	16	-	-	-	16
Average	17	21	25	23	71

DISTRICT ATTORNEY

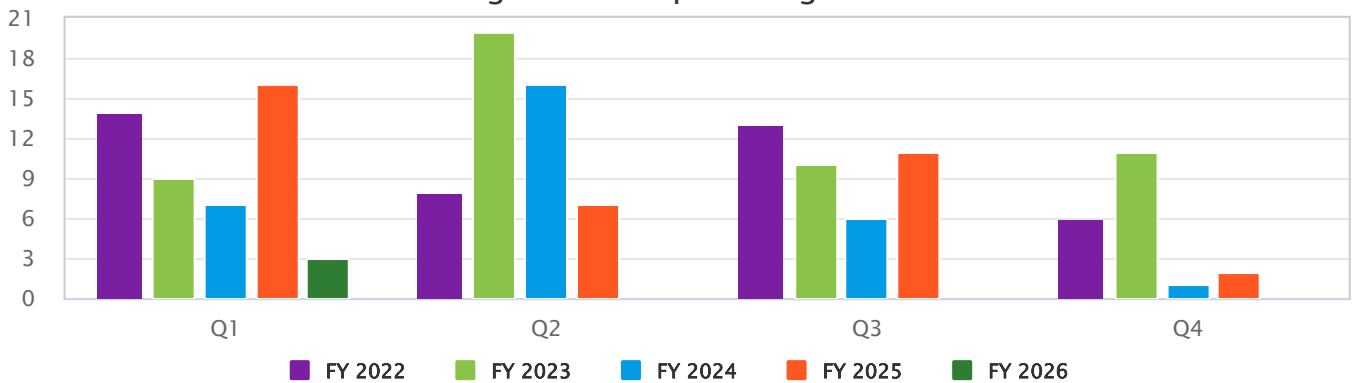
Legal

**Appellate Division
Non Capital Writ Responses**



	Q1	Q2	Q3	Q4	TOTAL
FY 2022	3	11	12	21	47
FY 2023	12	6	16	16	50
FY 2024	14	11	16	12	53
FY 2025	14	16	15	10	55
FY 2026	30	-	-	-	30
Average	15	11	15	15	47

**Appellate Division
Significant Capital Litigation**



	Q1	Q2	Q3	Q4	TOTAL
FY 2022	14	8	13	6	41
FY 2023	9	20	10	11	50
FY 2024	7	16	6	1	30
FY 2025	16	7	11	2	36
FY 2026	3	-	-	-	3
Average	10	13	10	5	32

DISTRICT ATTORNEY

Legal

LEGAL

Civil Division

The Civil Division primarily handles four types of cases: Bond Forfeitures, Asset Forfeitures, Mental Commitments, & Public Information Act (PIA) requests). The Civil Division includes 1 Chief Felony Prosecutor and 1 Felony Prosecutor. The Civil Division also handles: out of state subpoenas; fraudulent lien advisory opinions, Bail Bond Board representation, Health Authority cases, Gambling seizures, PIA complaints, out of state subpoenas, office subpoenas, and various other issues.

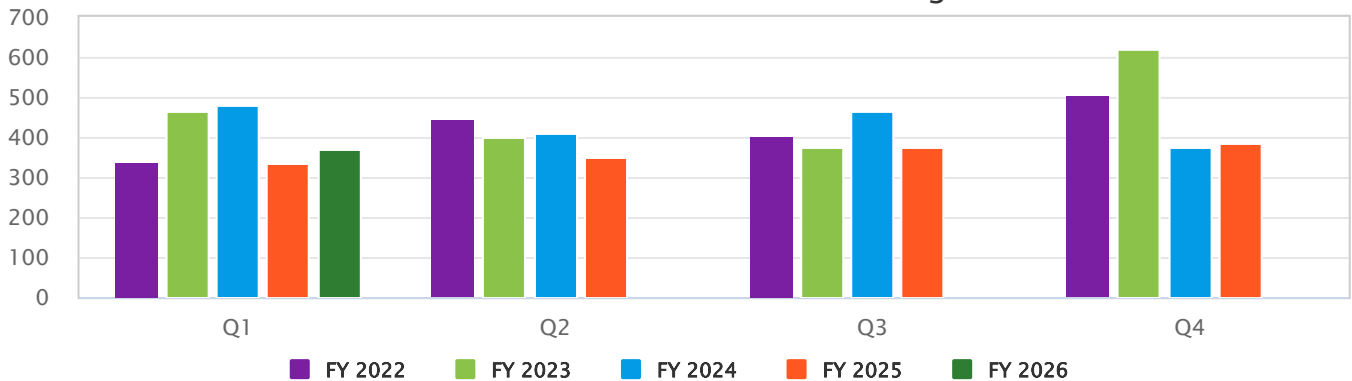
Asset Forfeiture: The Division reviews and, if appropriate, accepts cases filed by law enforcement agencies asking to forfeit property that was used in criminal activity or that is the proceeds of criminal activity. If sufficient evidence exists to support the request, a prosecutor will file a petition to seek a hearing to present evidence to the court showing that the assets should be forfeited.

Bond Forfeiture: These cases are filed by the Civil Division when a defendant who is on bond fails to show up at a required court appearance. The Civil Division files a Judgment Nisi, which is a substantively criminal case that is procedurally handled as a civil case. Forfeited sums are deposited into the county’s general fund.

Goals & Objectives

1. Process, review, and evaluate all cases brought to the District Attorney’s office by law enforcement agencies for consideration of filing petitions for the forfeiture of assets.
2. Process, review, and evaluate all warrants & bond forfeiture notifications to determine if a Judgment Nisi should be filed. Follow through with each case to seek a final judgment of forfeiture of the bond to the county, when appropriate.
3. Send and respond to discovery, file summary judgments, settle or prepare cases for trial, and demonstrate effective advocacy trial skills.

Civil Division
Misdemeanor Bond Forfeiture Filings

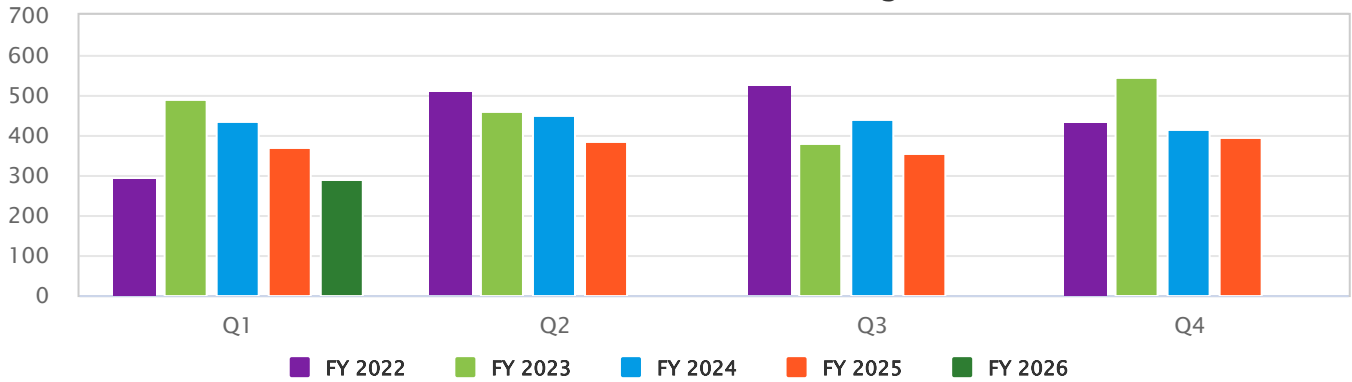


	Q1	Q2	Q3	Q4	TOTAL
FY 2022	341	443	405	504	1,693
FY 2023	464	401	376	622	1,863
FY 2024	479	410	467	373	1,729
FY 2025	334	351	376	385	1,446
FY 2026	369	-	-	-	369
Average	397	401	406	471	1,420

DISTRICT ATTORNEY

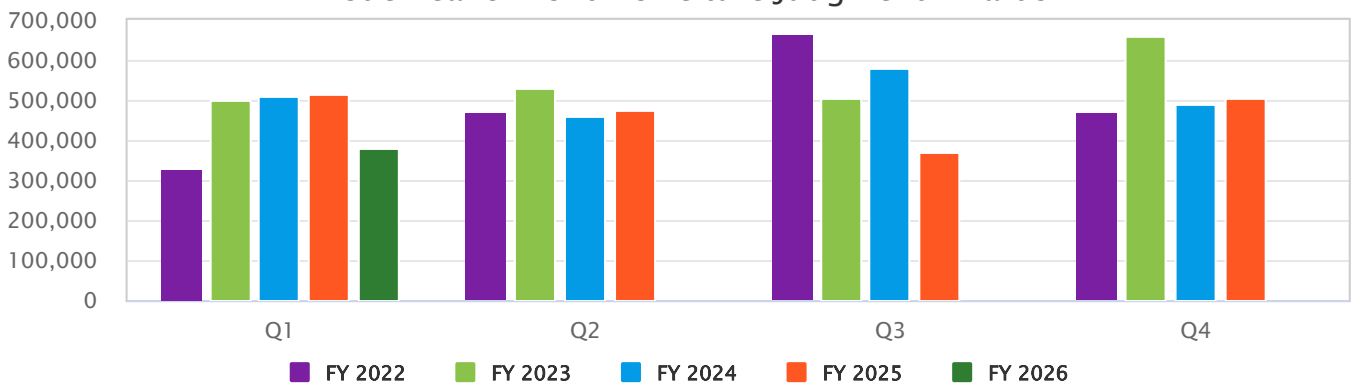
Legal

**Civil Division
Misdemeanor Bond Forfeiture Judgments**



	Q1	Q2	Q3	Q4	TOTAL
FY 2022	293	508	523	433	1,757
FY 2023	488	462	382	547	1,879
FY 2024	433	449	440	414	1,736
FY 2025	371	387	356	394	1,508
FY 2026	290	-	-	-	290
Average	375	452	425	447	1,434

**Civil Division
Misdemeanor Bond Forfeiture Judgment Awards**



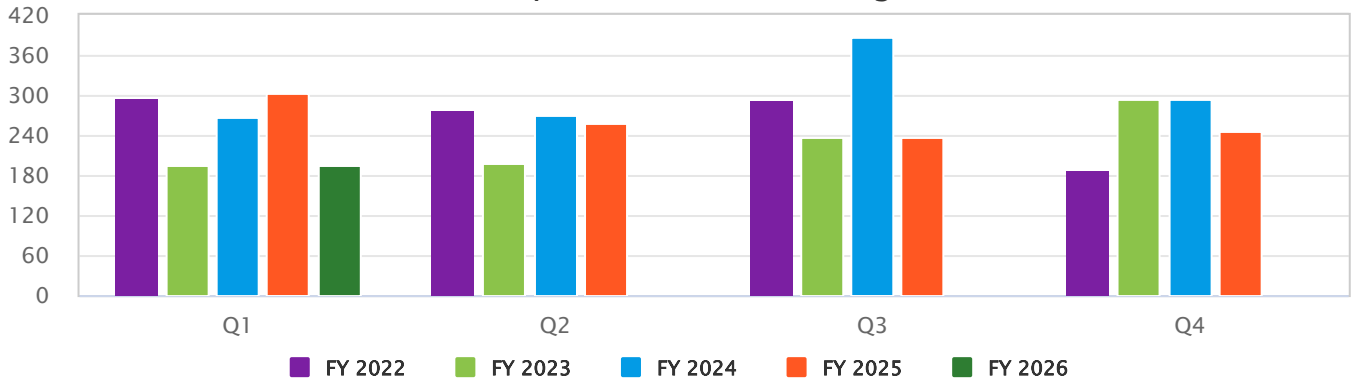
	Q1	Q2	Q3	Q4	TOTAL
FY 2022	\$329,304	\$468,436	\$663,021	\$471,702	\$1,932,463
FY 2023	\$500,289	\$531,155	\$506,464	\$661,315	\$2,199,222
FY 2024	\$509,033	\$462,464	\$577,757	\$489,009	\$2,038,263
FY 2025	\$514,891	\$473,945	\$372,007	\$506,484	\$1,867,327
FY 2026	\$377,501	\$-	\$-	\$-	\$377,501
Average	\$446,204	\$484,000	\$529,812	\$532,128	\$1,682,955

DISTRICT ATTORNEY

Legal

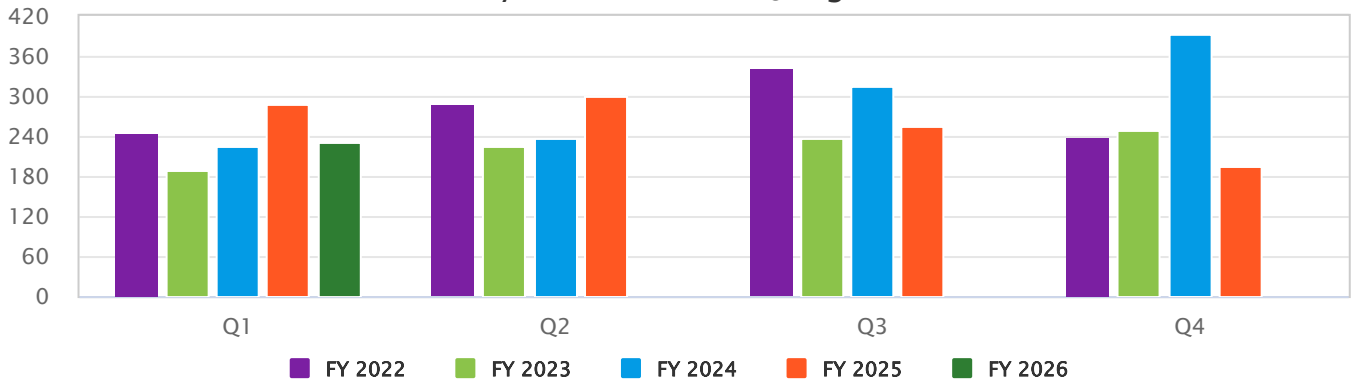
LEGAL

Civil Division
Felony Bond Forfeiture Filings



	Q1	Q2	Q3	Q4	TOTAL
FY 2022	298	279	295	189	1,061
FY 2023	194	197	238	293	922
FY 2024	268	269	388	293	1,218
FY 2025	303	258	237	245	1,043
FY 2026	194	-	-	-	194
Average	251	251	290	255	888

Civil Division
Felony Bond Forfeiture Judgments

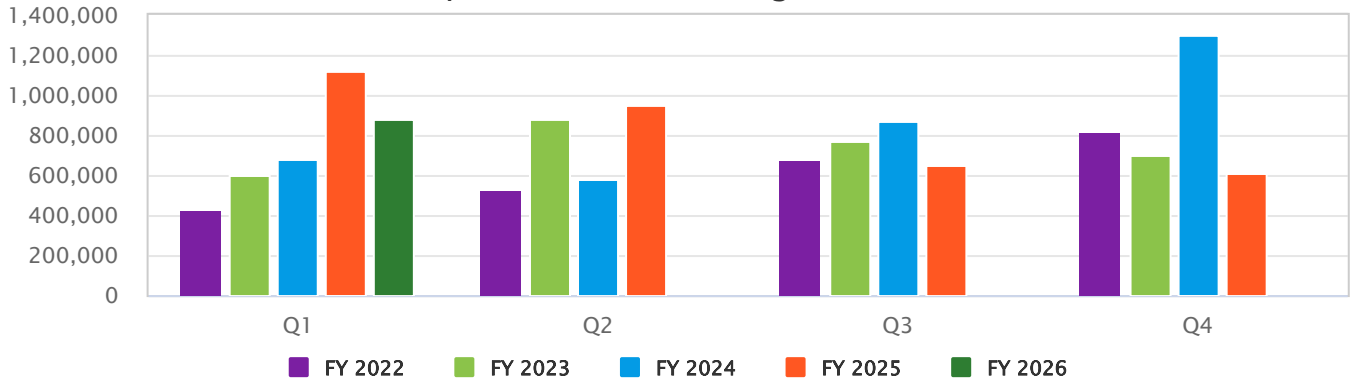


	Q1	Q2	Q3	Q4	TOTAL
FY 2022	247	288	342	241	1,118
FY 2023	190	224	238	250	902
FY 2024	224	236	314	392	1,166
FY 2025	287	299	254	196	1,036
FY 2026	230	-	-	-	230
Average	236	262	287	270	890

DISTRICT ATTORNEY

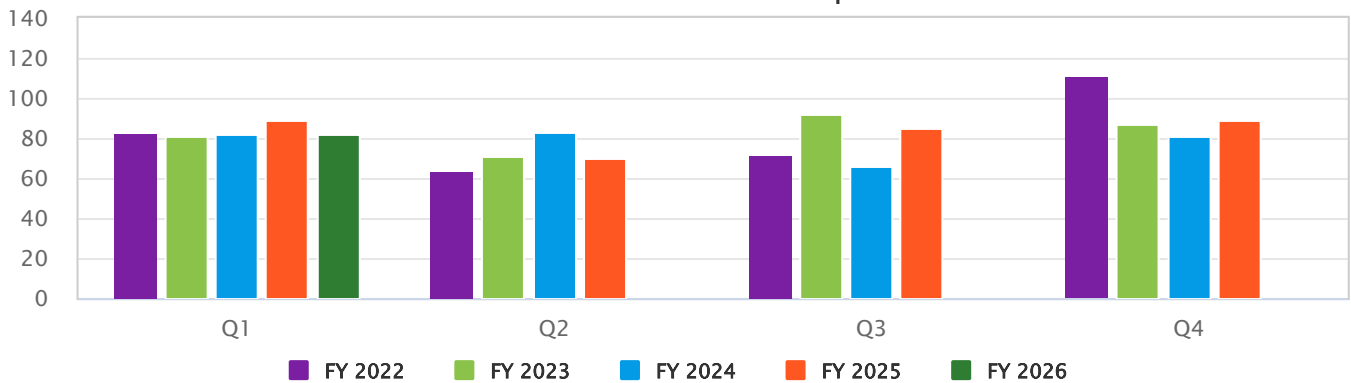
Legal

**Civil Division
Felony Bond Forfeiture Judgment Awards**



	Q1	Q2	Q3	Q4	TOTAL
FY 2022	\$434,919	\$529,430	\$680,619	\$821,813	\$2,466,780
FY 2023	\$597,090	\$880,645	\$769,059	\$696,126	\$2,942,920
FY 2024	\$677,079	\$575,241	\$868,762	\$1,302,968	\$3,424,050
FY 2025	\$1,119,070	\$953,713	\$651,172	\$606,393	\$3,330,348
FY 2026	\$883,674	\$-	\$-	\$-	\$883,674
Average	\$742,366	\$734,757	\$742,403	\$856,825	\$2,609,554

**Civil Division
Public Information Act Requests**



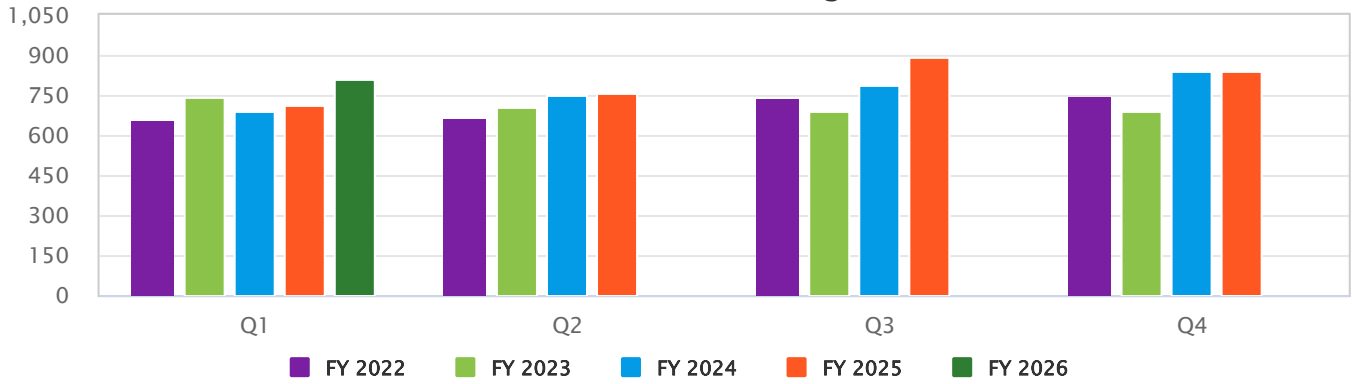
	Q1	Q2	Q3	Q4	TOTAL
FY 2022	83	64	72	111	330
FY 2023	81	71	92	87	331
FY 2024	82	83	66	81	312
FY 2025	89	70	85	89	333
FY 2026	82	-	-	-	82
Average	83	72	79	92	278

DISTRICT ATTORNEY

Legal

LEGAL

Civil Division
Mental Health Hearings



	Q1	Q2	Q3	Q4	TOTAL
FY 2022	661	665	746	749	2,821
FY 2023	739	705	689	690	2,823
FY 2024	687	747	786	837	3,057
FY 2025	713	756	894	838	3,201
FY 2026	812	-	-	-	812
Average	722	718	779	779	2,543

DISTRICT ATTORNEY

Legal

Victims Assistance Division

Victim Assistance Division staff serve as a compassionate and skillful liaison between the Collin County victims of violent crime and the complex criminal justice system. Our five Victims Assistance Coordinators (four budgeted and one grant) ensure that we comply with the State mandates in the Crime Victim's Bill of Rights and that each victim of a violent crime has the opportunity to have input into the ultimate decision of how the offender is prosecuted and punished. Each victim assistance coordinator helps victims by: informing them of their legal rights; assisting them with safety planning and making appropriate referrals, as needed; assisting them with applying for Crime Victims' Compensation; assisting them with completing the Victim Impact Statement; assisting them with protective orders and other paperwork, as needed; and accompanying them to meetings with the prosecutor and/or to court. The victim coordinator assists victims in cases of sexual assault, kidnapping, aggravated robbery, trafficking of persons, injury to a child, elderly or disabled individual, family violence, close family members of victims in death cases and assists victims in property crimes.

This area of the office provides a safe and comfortable place for victims to wait while their trial is taking place as often the victim is not allowed to remain in the courtroom. This safe place for victims carries the added security benefit of keeping victims separate from their attackers/abusers. The staff also has an open door for victims who have questions about their cases and for those that need information on available social services.

The Victims Assistance Coordinators also spearhead the District Attorney's commitment to educate the public about victims and their rights. The District Attorney helps sponsor the Tree of Angels in December of each year to remember and honor victims and their families. The District Attorney also helps sponsor the Victims Rights Week luncheon to honor victims, recognize their rights under the law, and foster a more equitable and supportive response to victims and their plight.

Goals & Objectives

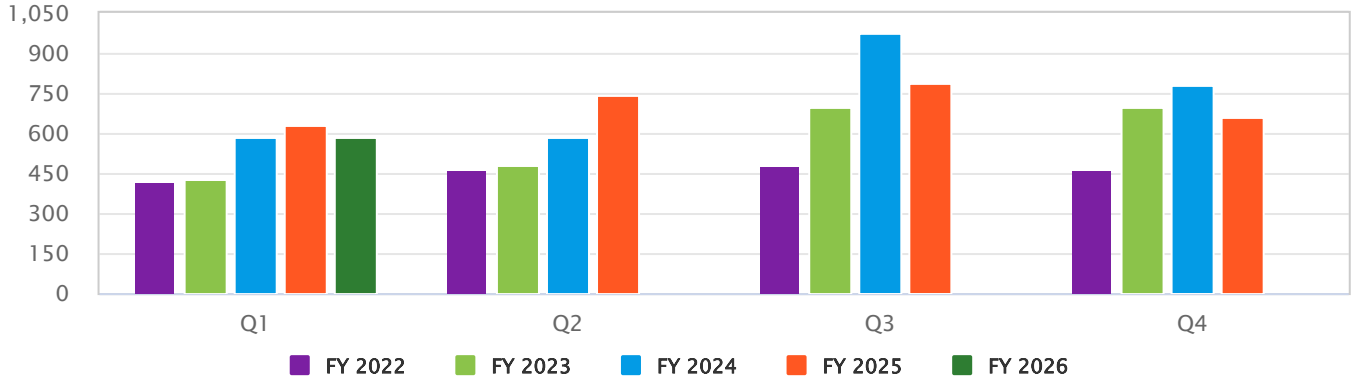
1. Victims of violent crime will receive assistance and information from victim advocates that empowers them to make informed decisions not only in their personal lives but also in relation to their participation in the criminal justice system and the exercise of their rights.
2. Send and provide the required information packets to victims that include the "Rights of Crime Victims" as set out in the Texas Code of Criminal Procedure. Help crime victims apply for Crime Victim Compensation for those situations where the victim is eligible for relief. Help subpoenaed, out-of-county witnesses with reimbursement of qualifying expenses incurred because of their testimony at trial.
3. Provide victims with community resources and safety planning.
4. Provide a safe and comfortable area for the victims of crimes to wait while their trials are taking place.

DISTRICT ATTORNEY

Legal

LEGAL

Victims Assistance Division
Victim Impact Statement Activity

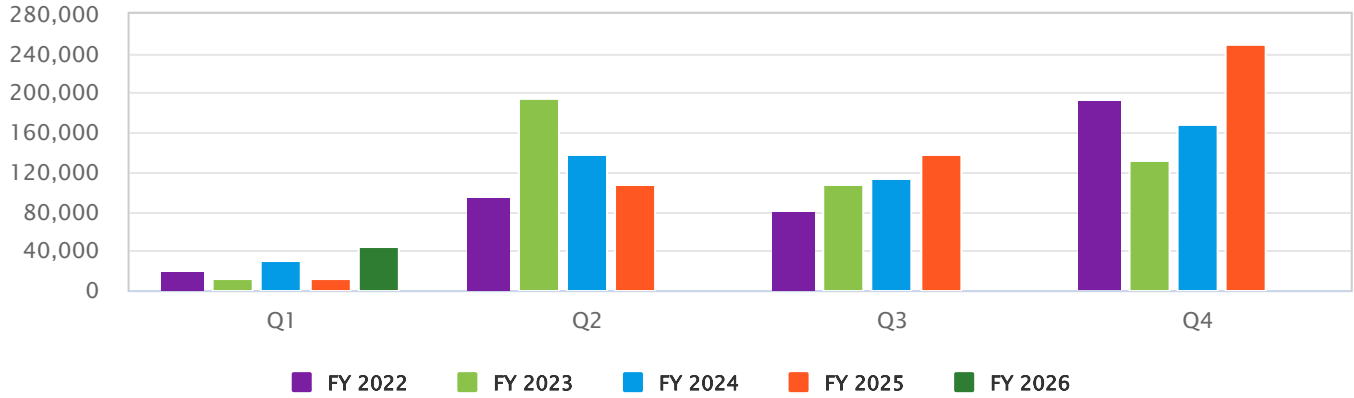


	Q1	Q2	Q3	Q4	TOTAL
FY 2022	423	465	482	466	1,836
FY 2023	427	483	696	696	2,302
FY 2024	588	586	978	779	2,931
FY 2025	627	739	786	662	2,814
FY 2026	582	-	-	-	582
Average	529	568	736	651	2,093

NON-DEPT LEGAL

Legal

Non-Departmental - Legal Expenses



	Q1	Q2	Q3	Q4	TOTAL	% increase/ -decrease
FY 2022	20,948	95,239	80,223	192,999	389,410	
FY 2023	12,191	194,259	108,045	131,433	445,929	14.51%
FY 2024	30,856	137,009	113,468	169,170	450,503	1.03%
FY 2025	12,440	108,037	137,918	250,188	508,583	12.89%
FY 2026	44,116	-	-	-	44,116	(91.33%)



Public Facilities



FACILITIES

Public Facilities

Utility Costs

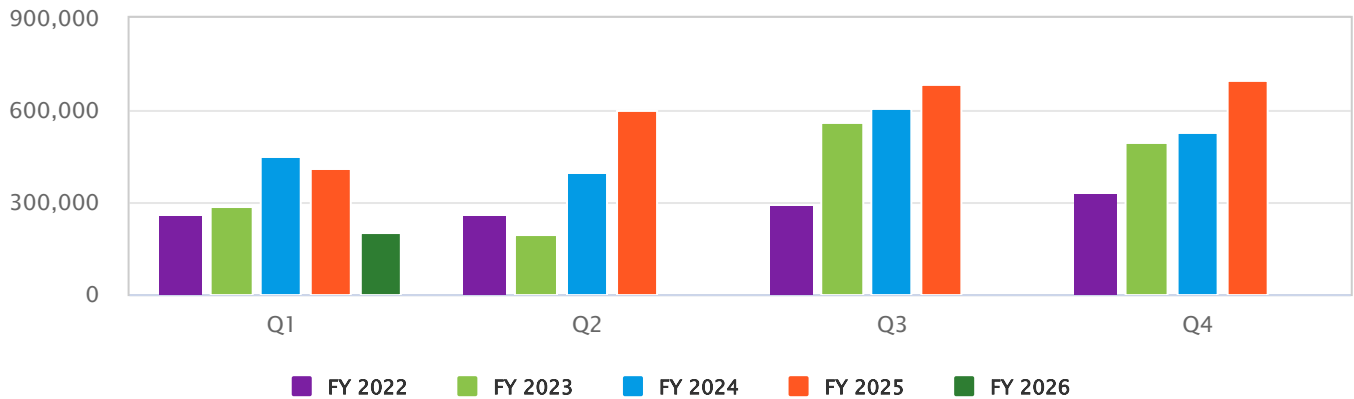
Continue to meet State mandated energy efficiency by using energy management technology, i.e. Power logic, thermal storage and variable frequency drives. To manage daily operations in a more cost effective manner by overseeing inventory and materials; Improve production through better time management of personnel; Continue to be fiscally responsible for the good and betterment of Collin County Government.

Description of measure as reported from Facilities Department.

FY 2026 Goals & Objectives

- > Produce the monthly report of energy consumption by monitoring metering systems. Monitor security cameras to prevent damage or loss to County assets.
- > Monitoring the electrical metering system.

Quarterly Electrical Costs



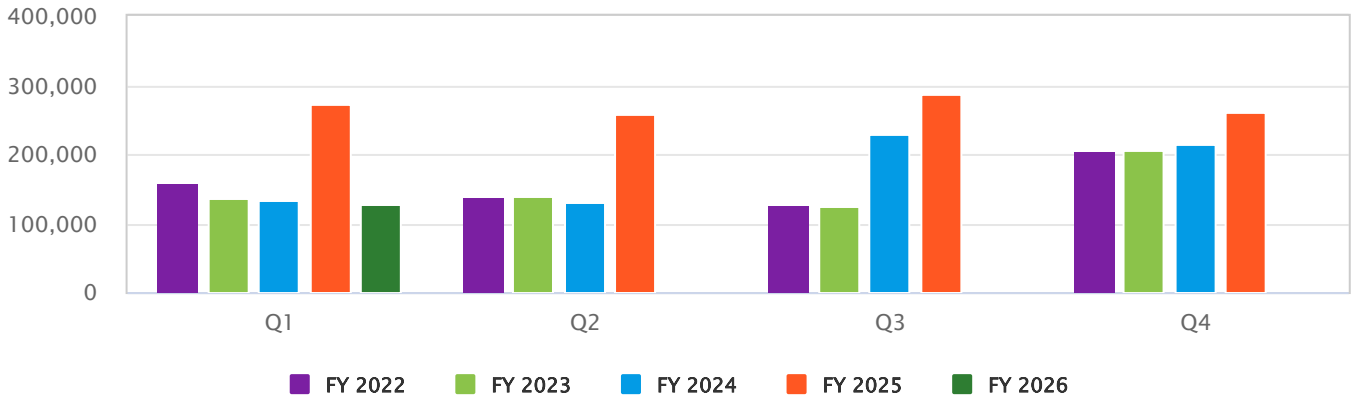
	Q1	Q2	Q3	Q4	Total
FY 2022	257,616	261,756	291,532	331,723	1,142,626
FY 2023	285,481	192,956	563,231	496,980	1,538,648
FY 2024	450,357	399,772	603,993	526,344	1,980,466
FY 2025	409,098	602,568	683,091	698,290	2,393,047
FY 2026	205,173	-	-	-	205,173

***NOTE: Q1 Incomplete

FACILITIES

Public Facilities

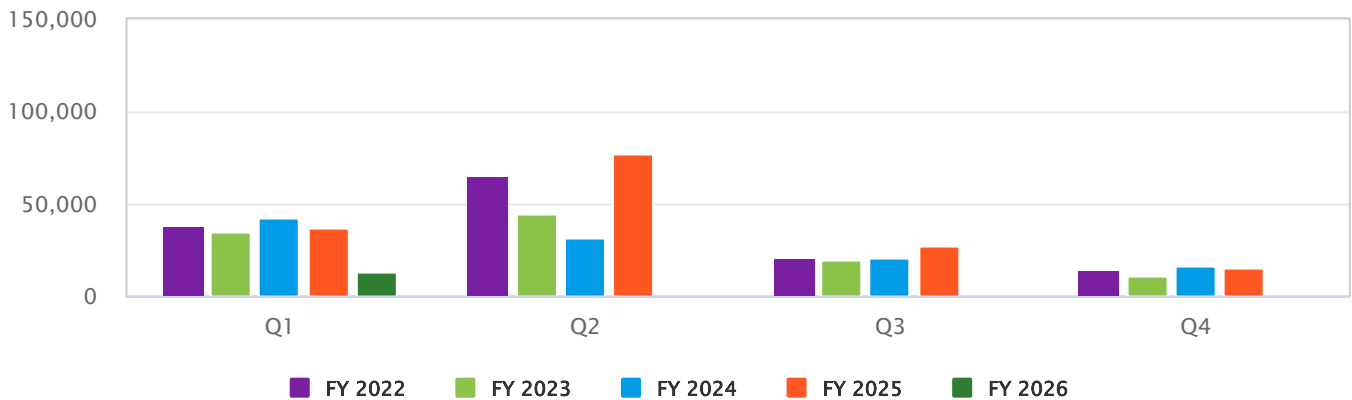
Quarterly Water Costs



	Q1	Q2	Q3	Q4	Total
FY 2022	158,418	140,351	127,598	204,684	631,051
FY 2023	136,548	139,128	124,272	206,344	606,291
FY 2024	131,923	131,049	229,038	215,254	707,264
FY 2025	273,280	258,286	287,940	260,830	1,080,336
FY 2026	127,634	-	-	-	127,634

***NOTE: Q1 Incomplete

Quarterly Natural Gas Costs



	Q1	Q2	Q3	Q4	Total
FY 2022	38,341	65,577	20,805	14,338	139,061
FY 2023	34,815	44,870	19,692	10,586	109,963
FY 2024	42,742	31,763	20,300	16,040	110,845
FY 2025	37,148	76,816	27,614	15,115	156,693
FY 2026	12,788	-	-	-	12,788

***NOTE: Q1 Incomplete

FACILITIES

Public Facilities

Facilities Maintenance

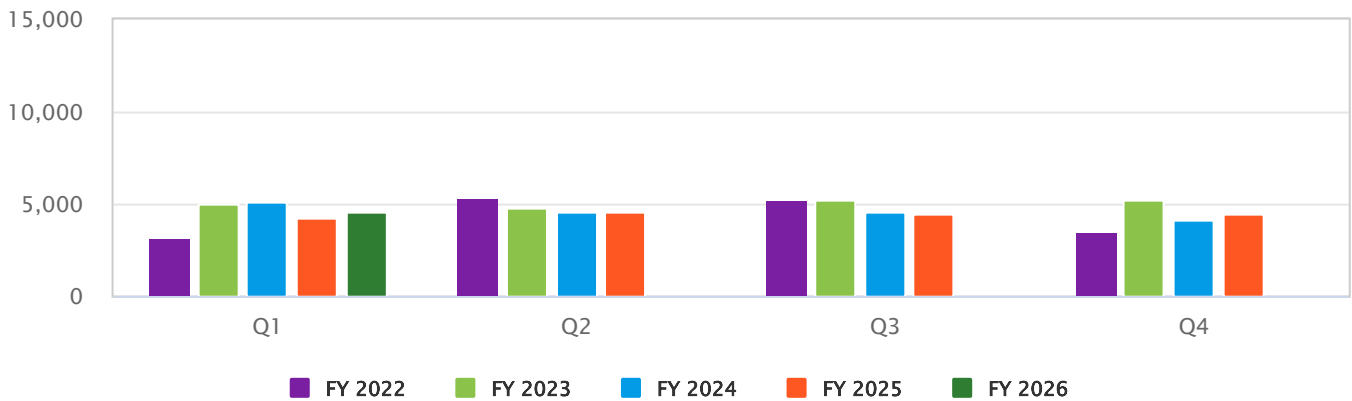
To complete 90% of scheduled work orders in the jail facilities in a timely manner to ensure compliance with State Jail Standards. Respond to emergency situations that involve life safety codes in all County facilities within two hours of the initial report. Contract Outsourcing: Ensure all mandated inspections be scheduled far enough in advance in order to correct problems if necessary and re-inspected so that any licensing fees can be processed before the expiration date, i.e. elevators, back-flow preventer inspection, extermination, vent-a-hood certification, boiler inspections.

Description of measure as reported from Facilities Department - H.T.E Software System.

FY 2026 Goals & Objectives

- > To have less than 1% loss.
- > To perform weekly and monthly preventative maintenance checklists in order to prevent costly repairs or replacement of equipment and avoid damage to the facilities themselves.
- > To ensure housekeeping contractors clean all areas of County offices to contract specifications by delivering supplies and performing weekly inspections.

Facilities Maintenance and Operations Orders Issued

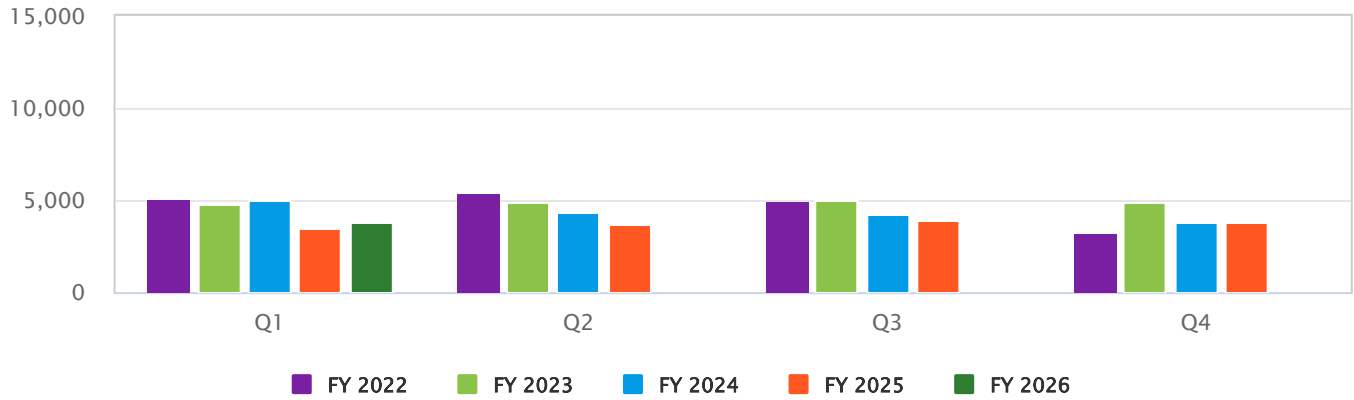


	Q1	Q2	Q3	Q4	Total
FY 2022	3,125	5,362	5,222	3,492	17,201
FY 2023	4,999	4,747	5,196	5,260	20,202
FY 2024	5,112	4,567	4,556	4,154	18,389
FY 2025	4,235	4,547	4,418	4,464	17,664
FY 2026	4,596	-	-	-	4,596

FACILITIES

Public Facilities

Facilities Maintenance and Operations Work Orders Completed



	Q1	Q2	Q3	Q4	Total
FY 2022	5,104	5,409	5,028	3,312	18,853
FY 2023	4,759	4,854	5,007	4,937	19,557
FY 2024	5,053	4,383	4,208	3,810	17,454
FY 2025	3,512	3,645	3,962	3,805	14,924
FY 2026	3,782	-	-	-	3,782

FACILITIES

Public Facilities

HVAC Maintenance

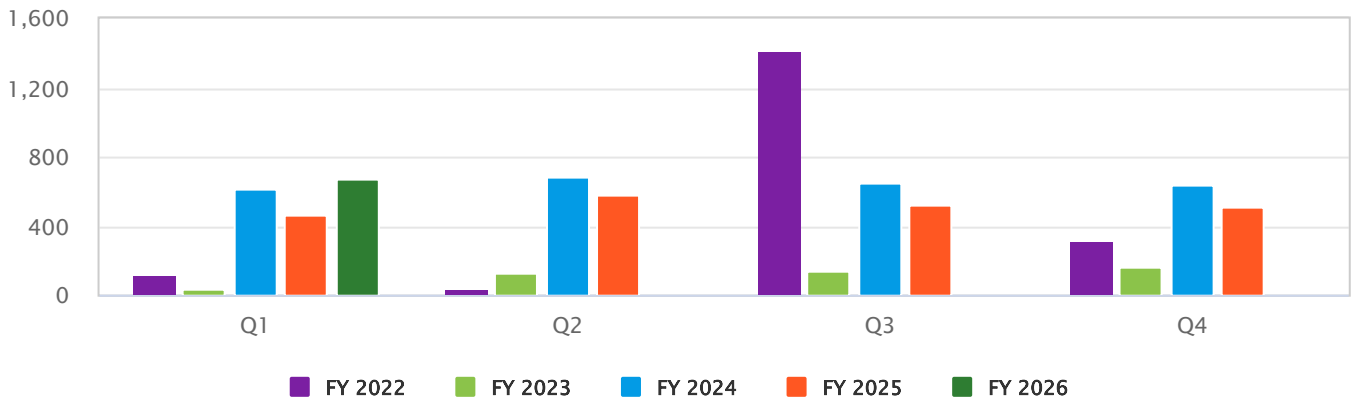
Complete preventative maintenance checklist on a regular basis to promote the efficiency of the equipment.

Description of measure as reported from Facilities Department - H.T.E. Software System.

FY 2026 Goals & Objectives

- > To complete HVAC work orders within two days 85% of the time at the jail facilities to comply with air quality and temperature settings dictated by the Jail Commission.

HVAC Maintenance and Operations Work Orders Issued

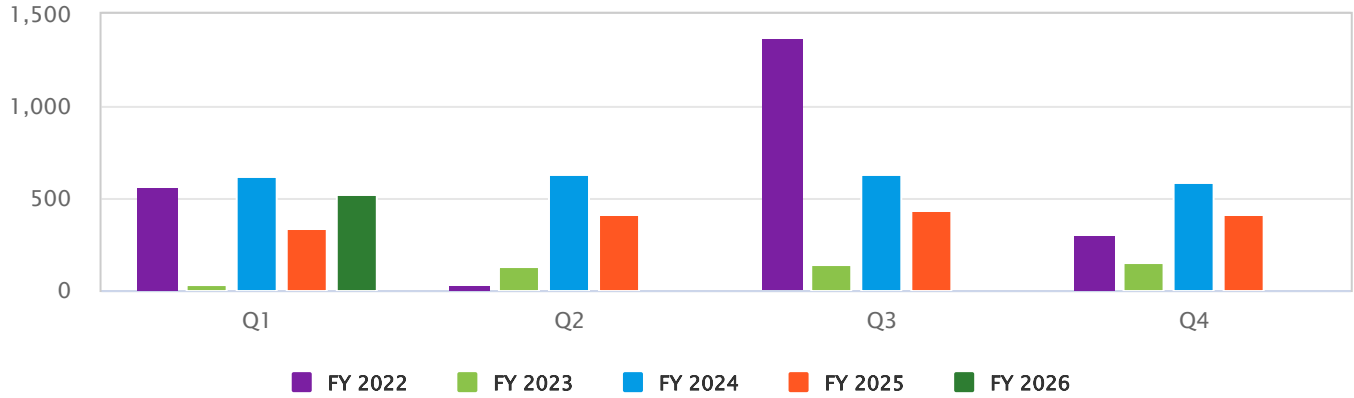


	Q1	Q2	Q3	Q4	Total
FY 2022	117	36	1,409	314	1,876
FY 2023	36	126	143	161	466
FY 2024	612	679	653	641	2,585
FY 2025	466	581	520	505	2,072
FY 2026	674	-	-	-	674

FACILITIES

Public Facilities

HVAC Facilities Maintenance and Operations Work Orders Completed



	Q1	Q2	Q3	Q4	Total
FY 2022	564	34	1,375	302	2,275
FY 2023	35	131	139	152	457
FY 2024	623	627	626	589	2,465
FY 2025	333	417	436	411	1,597
FY 2026	522	-	-	-	522

FACILITIES

Public Facilities

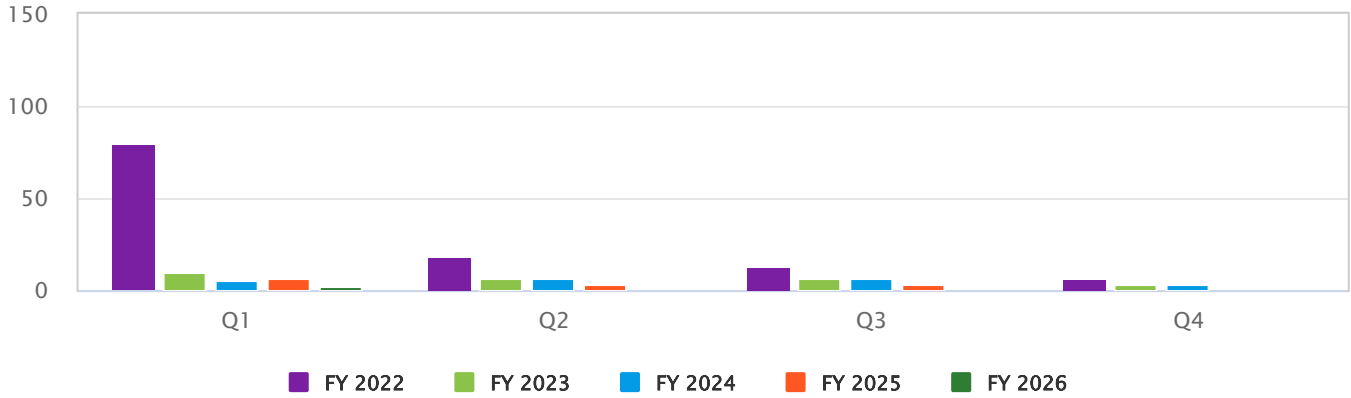
Security Reporting

Ensure the security system meets demands of Homeland Security and County.

Description of measure as reported from Facilities Department.

FY 2026 Goals & Objectives

Security Reporting – Time Schedule Changes

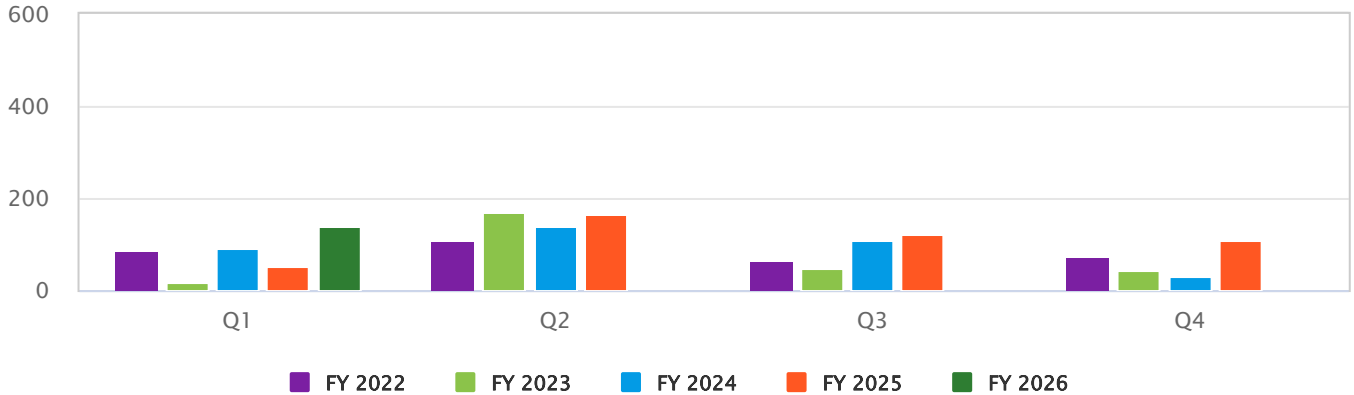


	Q1	Q2	Q3	Q4	Total
FY 2022	79	18	13	6	116
FY 2023	10	7	7	3	27
FY 2024	5	6	7	3	21
FY 2025	6	3	3	-	12
FY 2026	2	-	-	-	2

FACILITIES

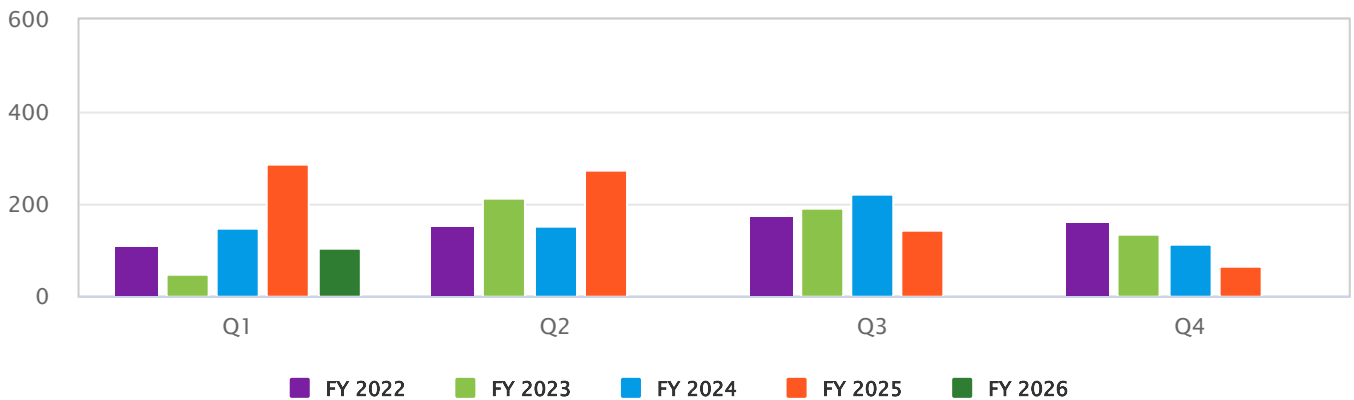
Public Facilities

Security Reporting – Access Changes



	Q1	Q2	Q3	Q4	Total
FY 2022	88	109	67	76	340
FY 2023	19	171	49	43	282
FY 2024	90	137	109	32	368
FY 2025	51	167	121	109	448
FY 2026	140	-	-	-	140

Security Reporting – Activated Badges

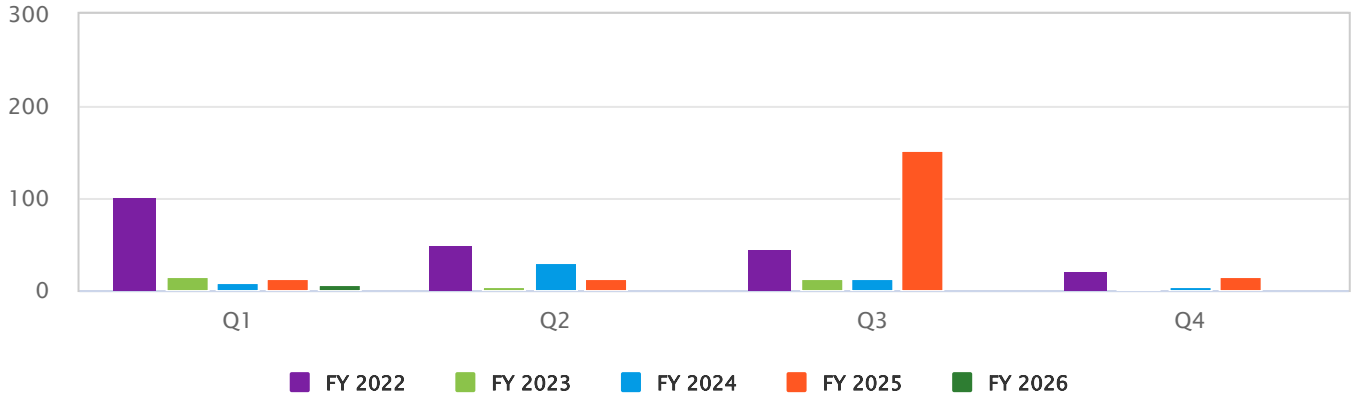


	Q1	Q2	Q3	Q4	Total
FY 2022	109	151	172	159	591
FY 2023	50	211	192	135	588
FY 2024	146	153	220	112	631
FY 2025	286	275	144	65	770
FY 2026	106	-	-	-	106

FACILITIES

Public Facilities

Security Reporting – Deactivated Badges



	Q1	Q2	Q3	Q4	Total
FY 2022	102	51	46	21	220
FY 2023	16	5	13	3	37
FY 2024	8	31	14	5	58
FY 2025	12	13	153	15	193
FY 2026	7	-	-	-	7



Public Safety



ANIMAL SERVICES

Public Safety

PUBLIC SAFETY

Animal Shelter

The Animal Shelter provides the highest level of humane and dignified care to all animals while at our facility by providing adequate food, water, shelter, and basic physical care as required by TH&S Code Chapter 823. Additionally, we must act as the Local Rabies Control Authority for our areas of jurisdiction and follow all State-required rabies control procedures, as specified in TH&S Code Chapter 826. Revenue generated comes from the contract cities' fees paid for Animal Shelter Program.

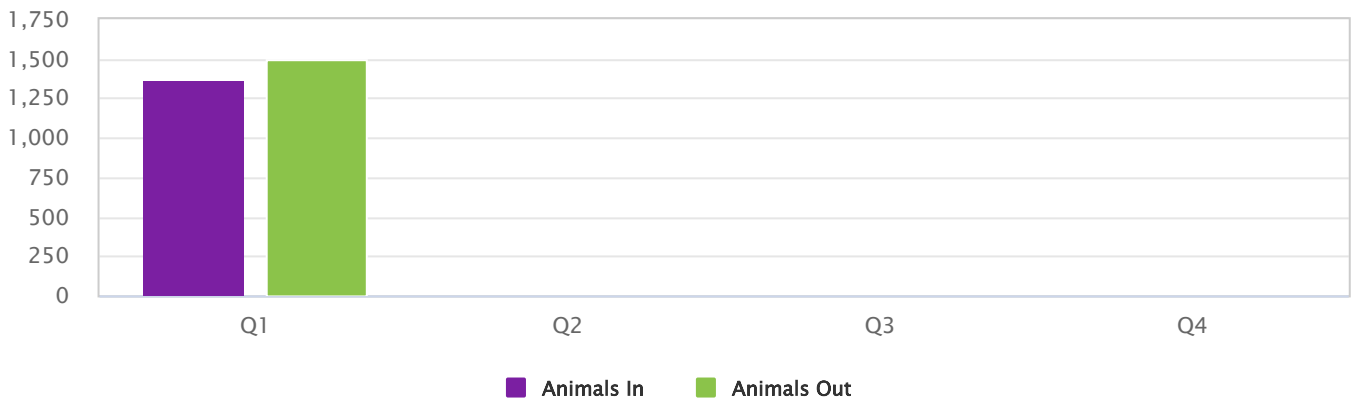
On April 1, 2025 a new system called PetPoint was implemented which allows for more accurate data tracking.

FY 2026 Goals & Objectives

1. Rabies Shipping tests are processed within 5 days 90% of the time.
2. Maintain an average length of stay for dogs in the shelter to less than 15 days.

*****Please Note: There were multiple cases of canine distemper during the months of August and September 2025*****

FY 2025 Animals Processed



FY 2026	Q1	Q2	Q3	Q4	Total
Animals In	1,368	-	-	-	1,368
Animals Out	1,497	-	-	-	1,497

Animals In	
Owner Relinquish	Brought in by owner that could no longer care for the animal.
Seized Custody	Brought in by Animal Control Officer.
Stray	Brought in by the public who found animal and couldn't care for it.
Wildlife In	Any non-domestic animal impounded
Return	Adoption return

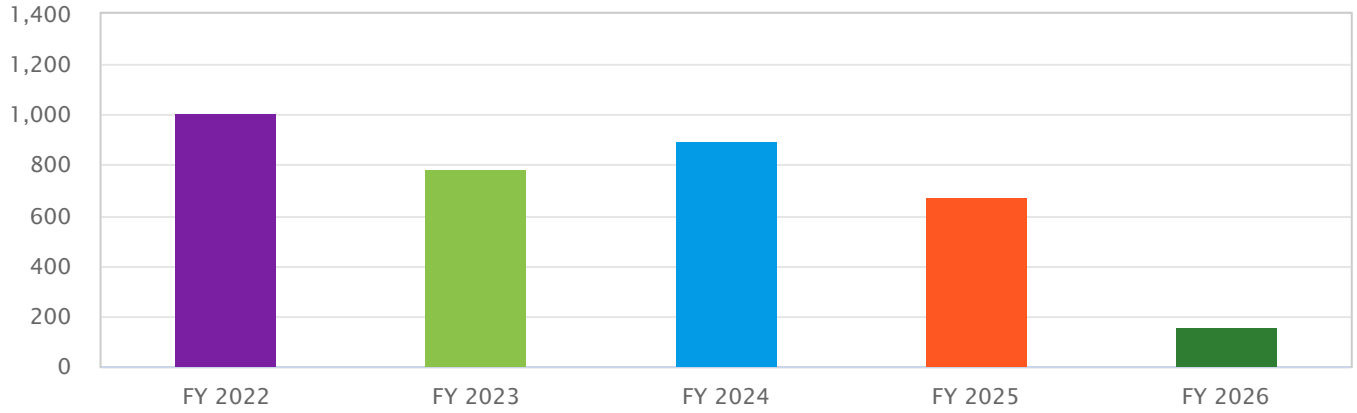
Animals Out	
Redemption	Owner picked up animal
Adoption	Adoption Program
Transfer Out	Transferred to an approved rescue organization.
Euthanized	Includes animals euthanized that are caught in traps (does not include skunks)
Died in Care	Animal died while in the custody of CCAS

ANIMAL SERVICES

Public Safety

PUBLIC SAFETY

Owner Relinquish



Brought in by owner that could no longer care for the animal.

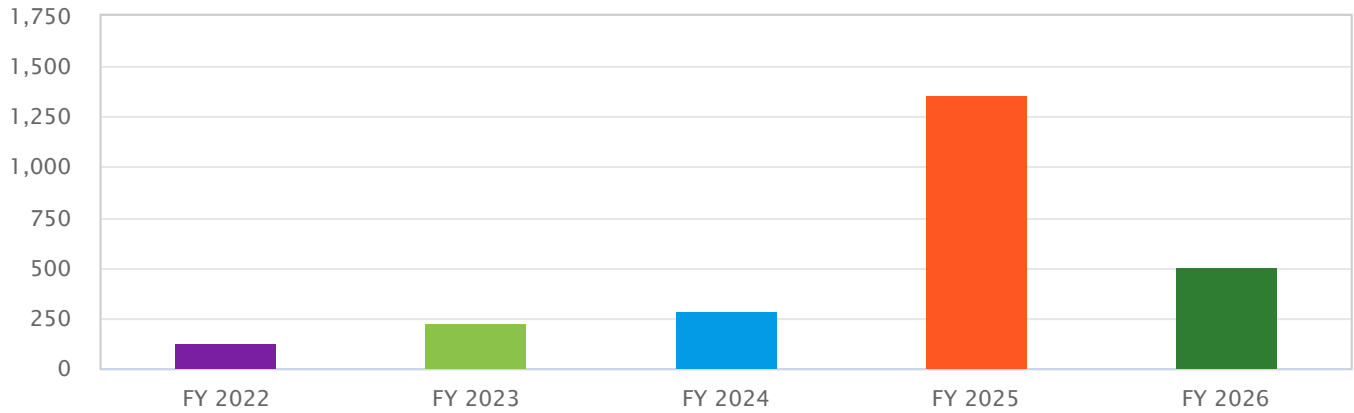
	FY 2022	FY 2023	FY 2024	FY 2025	FY 2026
Owner Relinquish	1,008	785	901	676	156

ANIMAL SERVICES

Public Safety

PUBLIC SAFETY

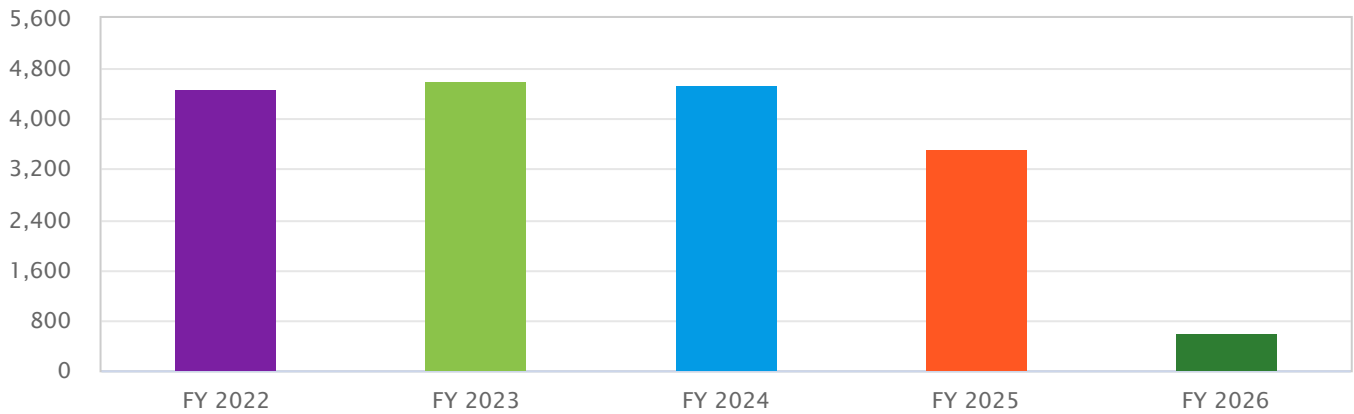
Seized Custody



Brought in by Animal Control Officer.

	FY 2022	FY 2023	FY 2024	FY 2025	FY 2026
Seized Custody	129	230	284	1,361	506

Stray



Brought in by the public who found animal and couldn't care for it.

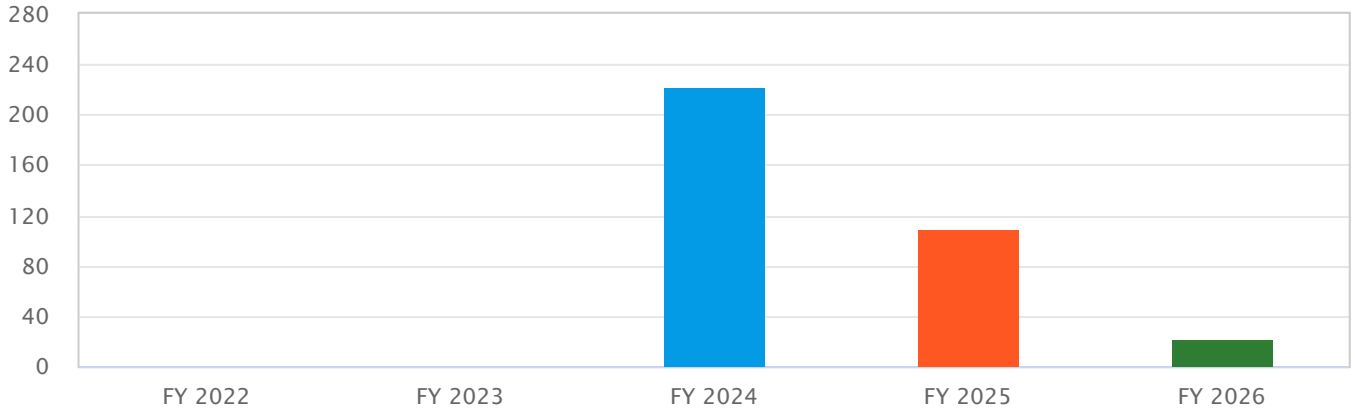
	FY 2022	FY 2023	FY 2024	FY 2025	FY 2026
Stray	4,499	4,613	4,543	3,536	613

ANIMAL SERVICES

Public Safety

PUBLIC SAFETY

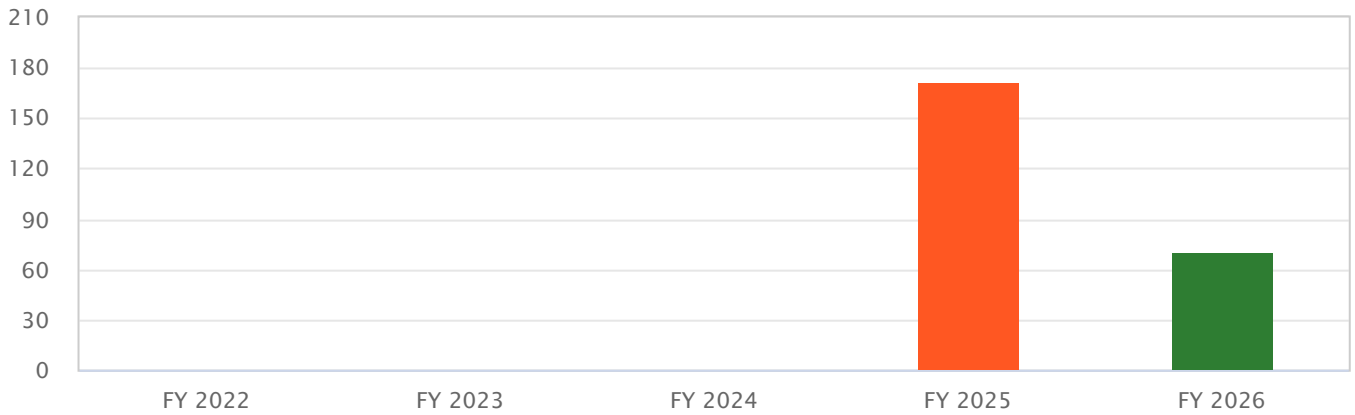
Wildlife In



Any non-domestic animal impounded

	FY 2022	FY 2023	FY 2024	FY 2025	FY 2026
Wildlife In	-	-	222	110	23

Adoption Return



Adoption return

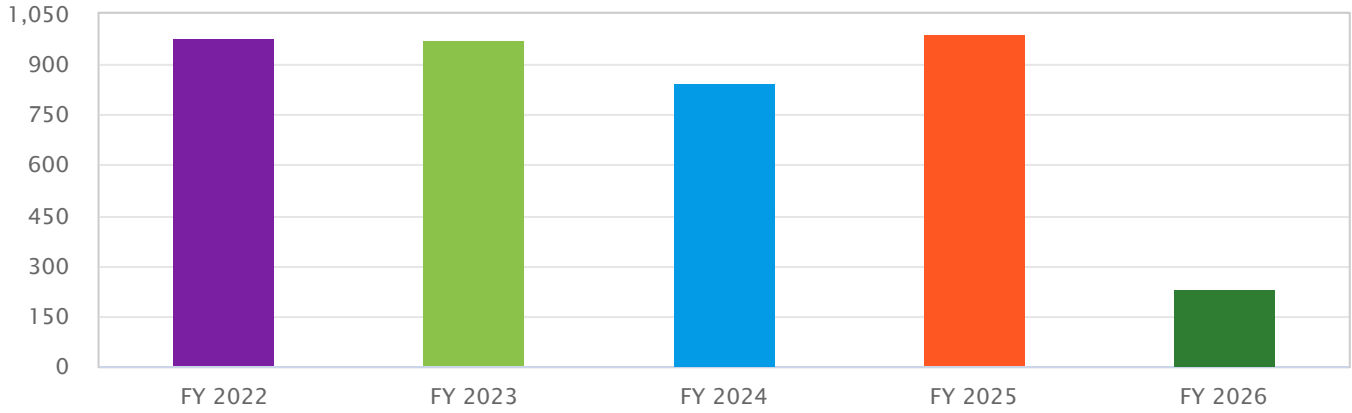
	FY 2022	FY 2023	FY 2024	FY 2025	FY 2026
Adoption Return	-	-	-	172	70

ANIMAL SERVICES

Public Safety

PUBLIC SAFETY

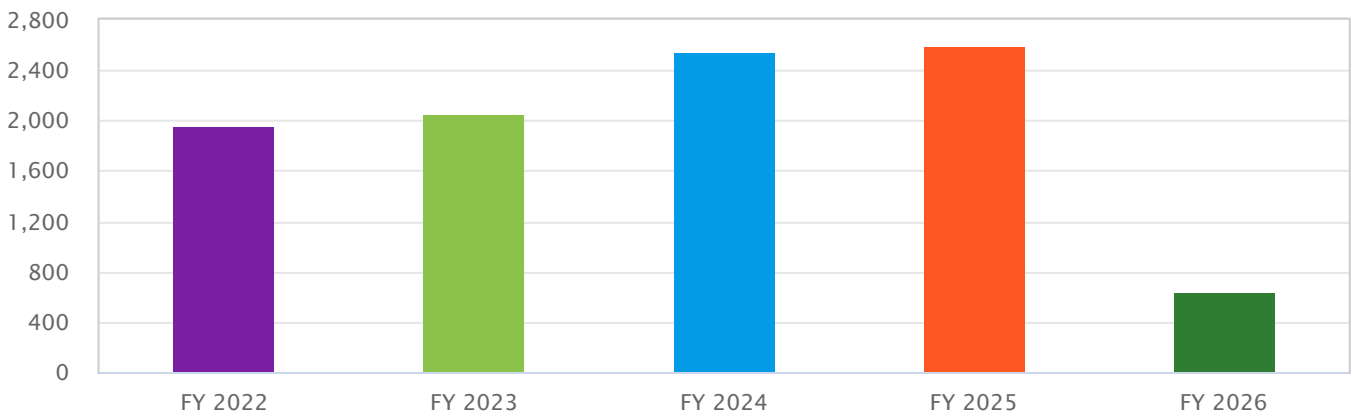
Return to Owner



Owner Picked Up Animal

	FY 2022	FY 2023	FY 2024	FY 2025	FY 2026
Redemption	976	973	847	990	233

Adoption

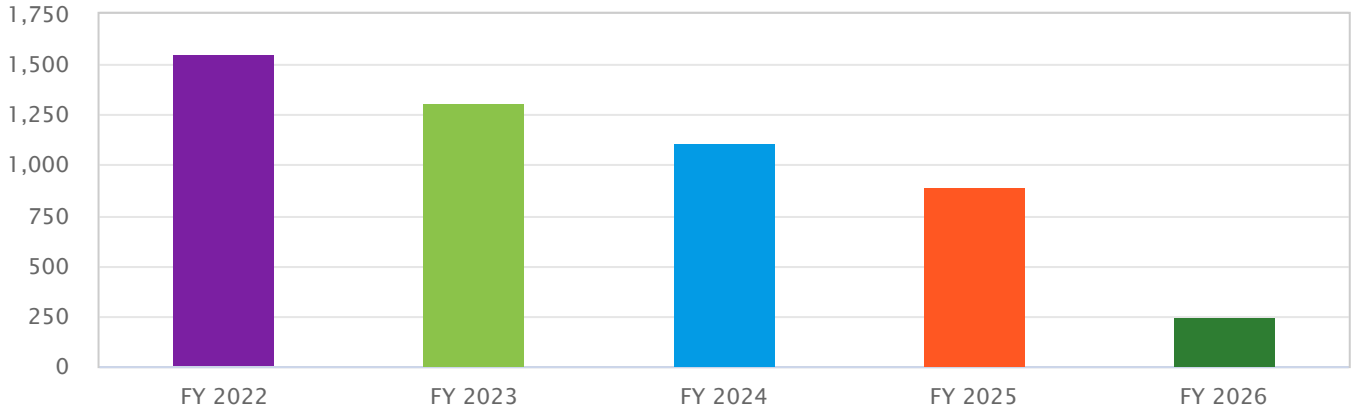


	FY 2022	FY 2023	FY 2024	FY 2025	FY 2026
Adoption	1,953	2,058	2,552	2,598	631

ANIMAL SERVICES

Public Safety

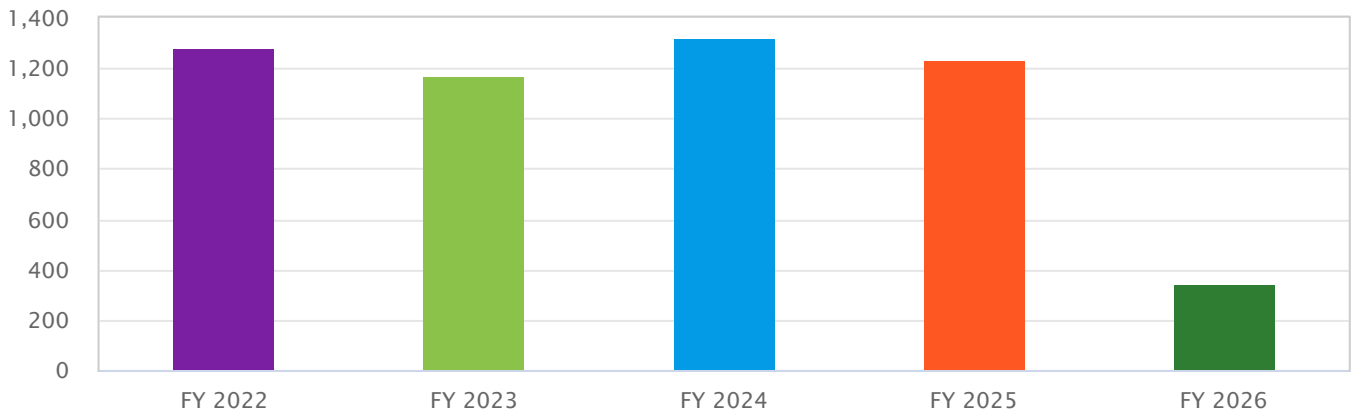
Transfer to Rescue



To Rescue Agencies

	FY 2022	FY 2023	FY 2024	FY 2025	FY 2026
Transfer Out	1,547	1,314	1,112	895	251

Euthanized



Includes animals euthanized that are caught in traps. (Does not include skunks and squirrels)

****Please Note: There were multiple cases of canine distemper during the months of August and September 2025****

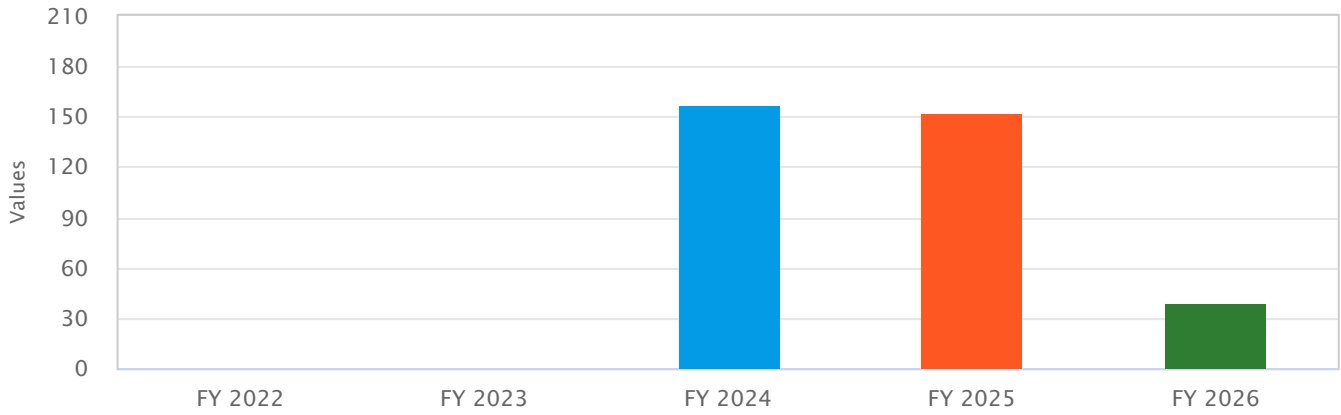
	FY 2022	FY 2023	FY 2024	FY 2025	FY 2026
Euthanized	1,280	1,170	1,322	1,234	343

ANIMAL SERVICES

Public Safety

PUBLIC SAFETY

Died in Care



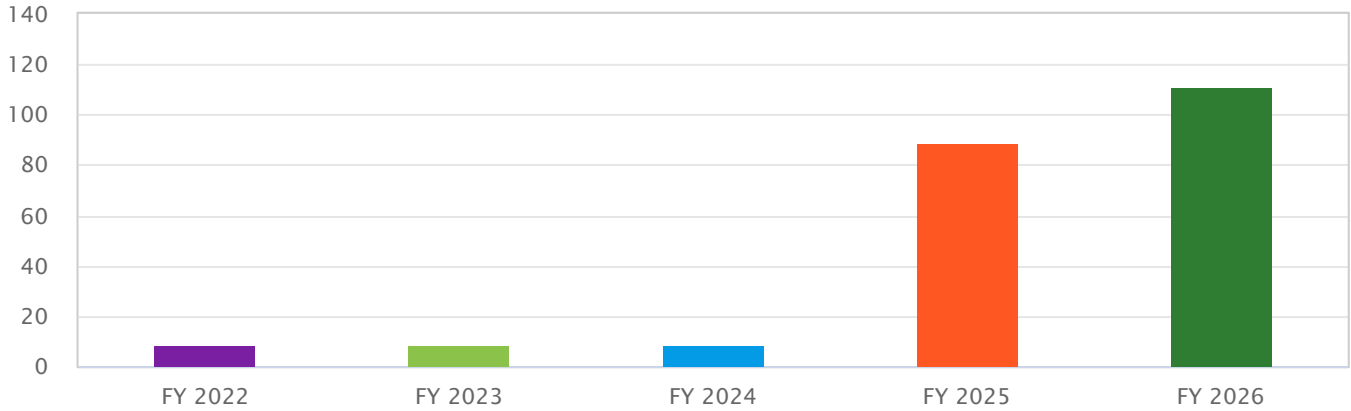
Animal died while in custody of CCAS

	FY 2022	FY 2023	FY 2024	FY 2025	FY 2026
Died in Care	-	-	158	153	39

ANIMAL SERVICES

Public Safety

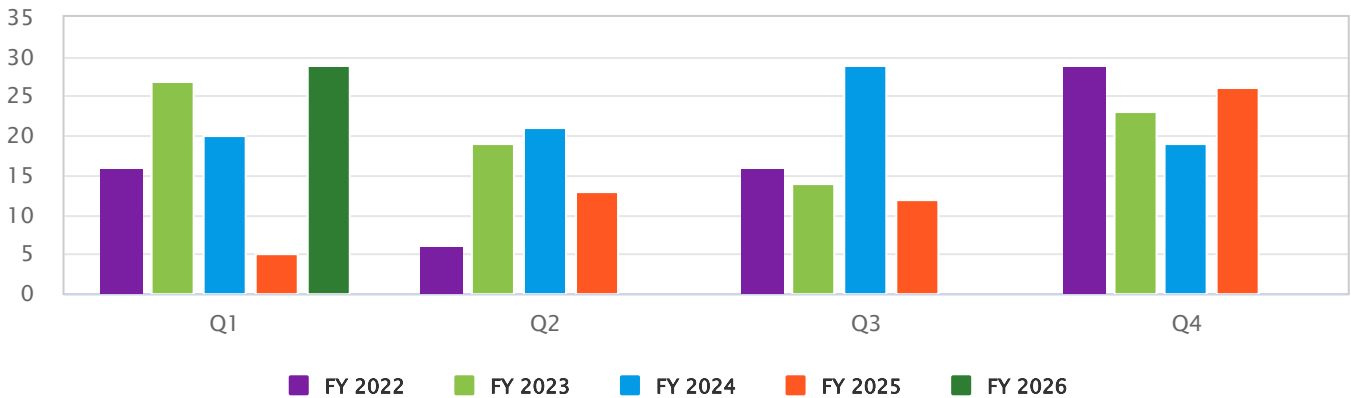
Average Number of Dogs in the Shelter at any one time.



In FY 2025, Animal Shelter began to track the average number of dogs in the shelter at any one time compared to average length of stay of dogs from FY 2021 - FY 2024. Based on Activity Report that includes Owner Relinquish, Stray Relinquish, Stray Impound and Code Impound. Does not include dogs in Rabies Quarantine or Dead on Arrival.

	FY 2022	FY 2023	FY 2024	FY 2025	FY 2026
Average number of dogs in the shelter at any one time.	9	9	9	89	111

Rabies Shipping Tests Processed



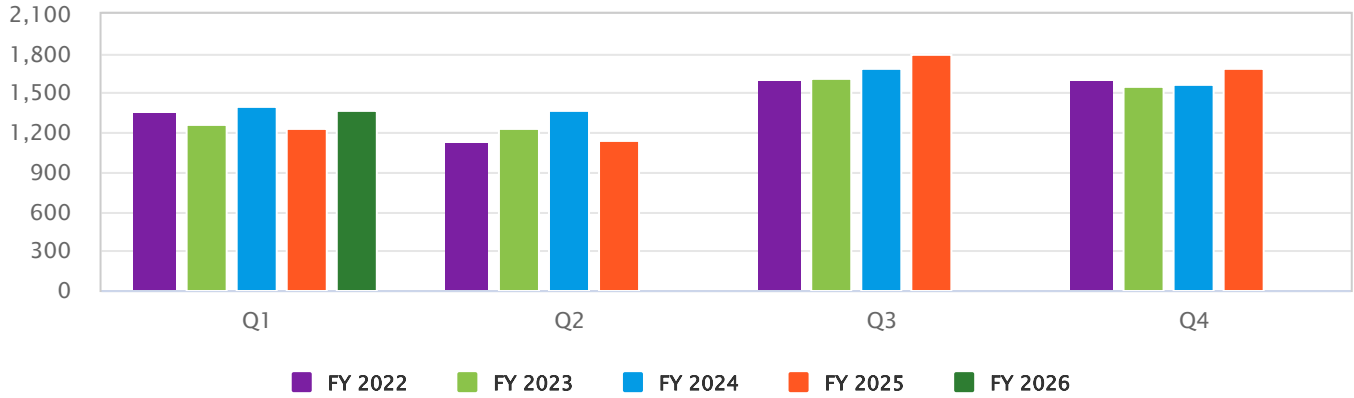
Animal Shelter is trying to limit the ship tests due to costs and will hold the animal through its quarantine period rather than immediately ship test it. There is also less exposure to wildlife as the county is urbanizing.

	Q1	Q2	Q3	Q4	Total
FY 2022	16	6	16	29	67
FY 2023	27	19	14	23	83
FY 2024	20	21	29	19	89
FY 2025	5	13	12	26	56
FY 2026	29	-	-	-	29

ANIMAL SERVICES

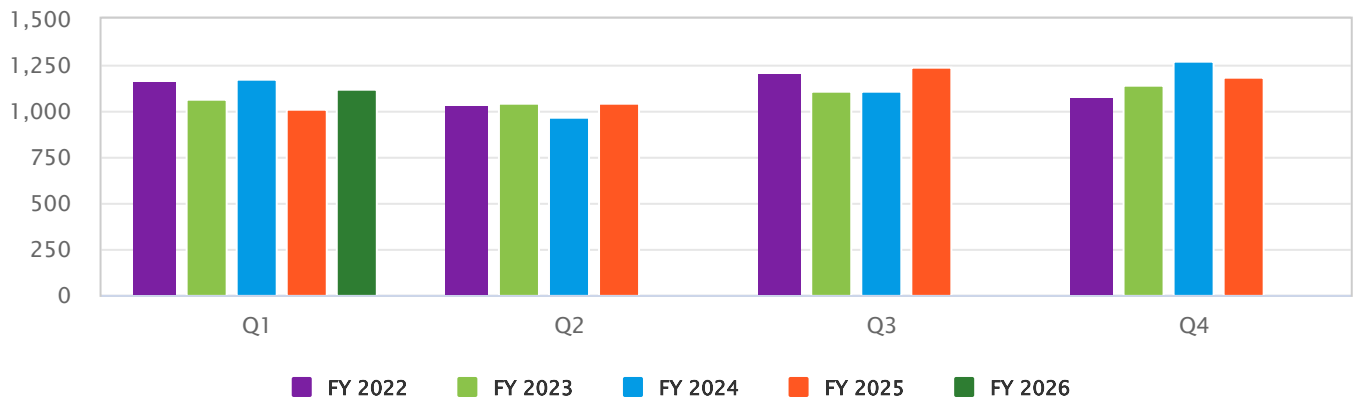
Public Safety

Animals Processed Through the Shelter



	Q1	Q2	Q3	Q4	Total
FY 2022	1,354	1,122	1,604	1,591	5,671
FY 2023	1,263	1,234	1,612	1,547	5,656
FY 2024	1,394	1,367	1,692	1,564	6,017
FY 2025	1,228	1,144	1,794	1,689	5,855
FY 2026	1,368	-	-	-	1,368

Animal Ownership Change



	Q1	Q2	Q3	Q4	Total
FY 2022	1,165	1,030	1,202	1,079	4,476
FY 2023	1,061	1,040	1,106	1,138	4,345
FY 2024	1,171	965	1,107	1,268	4,511
FY 2025	1,013	1,039	1,243	1,188	4,483
FY 2026	1,115	-	-	-	1,115

ANIMAL SERVICES

Public Safety

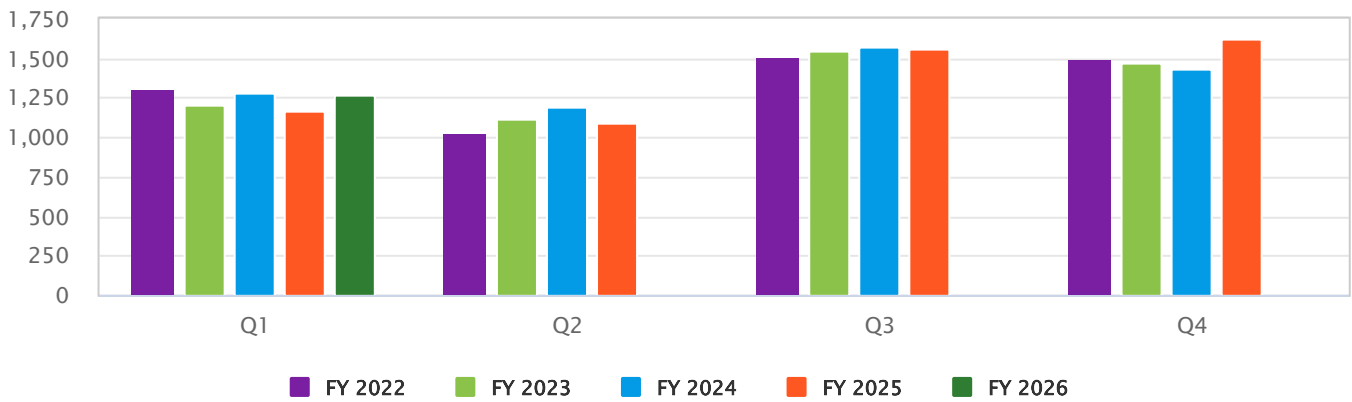
Animal Health

The Animal Health program will encompass measures to ensure that our Shelter will not be shut down due to disease. An outbreak of Parvovirus or other communicable disease could cost many animals their lives (death due to disease and a mass EU to stop contamination). An outbreak could force the Shelter to be shut down which would cost the County an undetermined amount of money. In addition to finding alternate housing for County animals, we would have to honor our Inter Local Agreements with municipalities and possibly have to pay for alternate location boarding of animals for weeks to months if the Shelter could not be used. It would also be very costly to follow disinfecting procedures following such an outbreak. Many shelters across the country have been shut down for weeks to months due to outbreaks of communicable diseases.

FY 2026 Goals & Objectives

1. Vaccinate all dogs, puppies, cats and kittens (as appropriate) within 1 day of arrival to the shelter 90% of the time. Appropriate = age appropriate and safely able to do so.

Dogs, Puppies, Cats & Kittens Processed into the Shelter



	Q1	Q2	Q3	Q4	Total
FY 2022	1,302	1,030	1,505	1,492	5,329
FY 2023	1,203	1,118	1,543	1,470	5,334
FY 2024	1,280	1,193	1,573	1,432	5,478
FY 2025	1,167	1,092	1,564	1,621	5,444
FY 2026	1,264	-	-	-	1,264

ANIMAL SERVICES

Public Safety

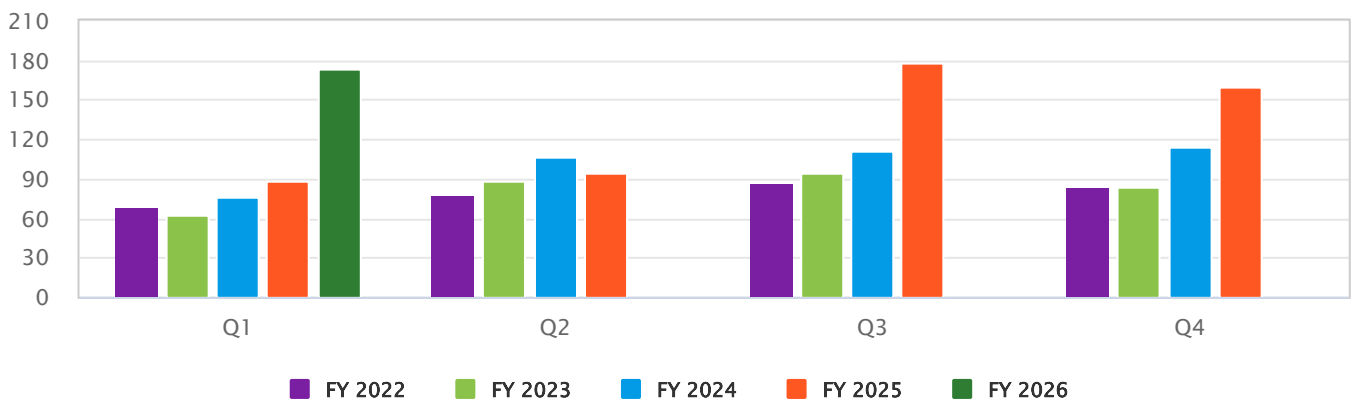
Animal Control

Provide quality protection to all Collin County citizens by quickly responding to calls of loose, injured, vicious, abandoned, abused, and neglected animals. Provide protection to all Collin County animals by humanely restraining them and transporting them to the safety of the Animal Shelter where they can be claimed by their owners. Act as the Local Rabies Control Authority and administer rabies control program for our areas of jurisdiction (required by TH&S Code Chapter 826). Revenue generated comes from the contract cities' fees paid for Animal Control Services.

FY 2026 Goals & Objectives

1. Animal Bite & Rabies Exposure Animals quarantined within 24 hours 90% of the time.

Bite & Rabies Exposure Animals



	Q1	Q2	Q3	Q4	Total
FY 2022	69	77	86	83	315
FY 2023	63	88	95	83	329
FY 2024	76	107	111	114	408
FY 2025	88	95	178	160	521
FY 2026	174	-	-	-	174

CONSTABLE, PCT. 1

Public Safety

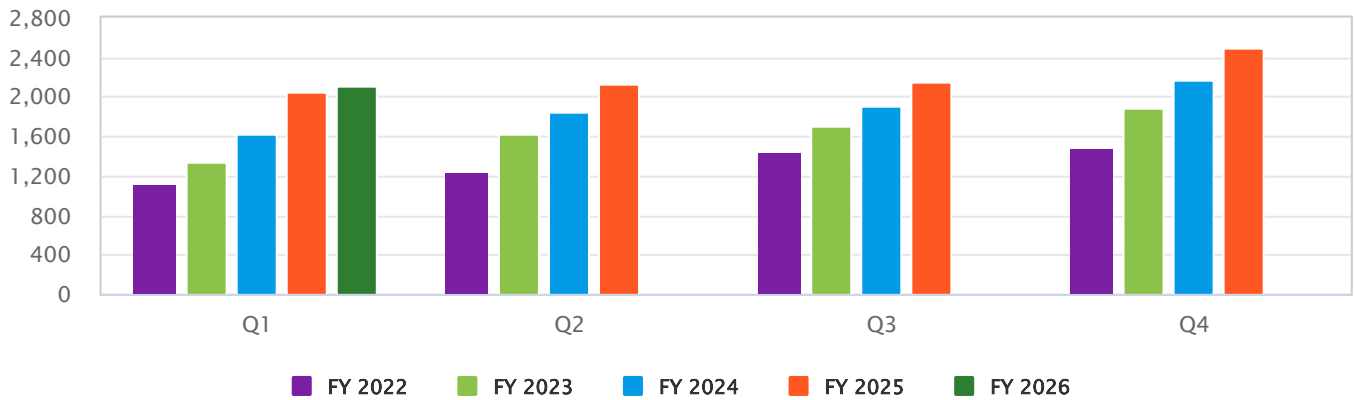
Major Programs Civil

Receive and process civil documents from Collin County departments along with receiving through mail, civil documents from local, state and out of state attorneys requesting civil process service.

FY 2026 Goals & Objectives

- > Serve in a timely and cost effective manner, all civil and criminal papers.

Constable Pct. 1 - Papers Received



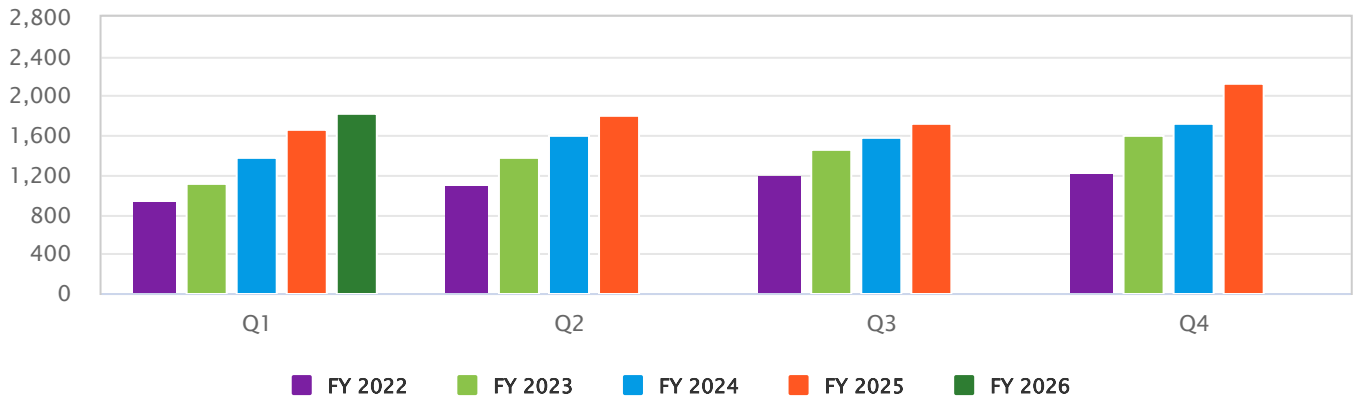
	Q1	Q2	Q3	Q4	Total	% Change	# Deputies	Avg per Deputy
FY 2022	1,112	1,244	1,437	1,477	5,270	-	6	878
FY 2023	1,345	1,627	1,702	1,896	6,570	24.67%	6	1,095
FY 2024	1,626	1,852	1,900	2,164	7,542	14.79%	5	1,508
FY 2025	2,046	2,123	2,149	2,496	8,814	16.87%	5	1,763
FY 2026	2,102	-	-	-	2,102	(76.15%)	6	350

***NOTE: FY 2023 - YTD FY 2026 Deputy count updated for proper field/district allocation.

CONSTABLE, PCT. 1

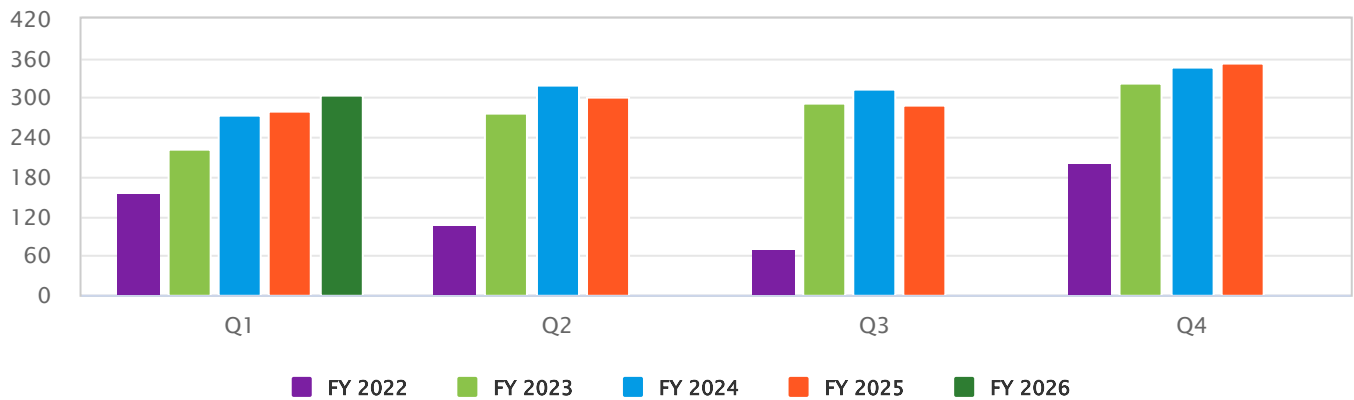
Public Safety

Constable Pct. 1 - Papers Served



	Q1	Q2	Q3	Q4	Total	% Change	# Deputies	Avg per Deputy
FY 2022	927	1,098	1,189	1,212	4,426	-%	6	738
FY 2023	1,107	1,381	1,466	1,611	5,565	25.73%	6	928
FY 2024	1,374	1,603	1,573	1,731	6,281	12.87%	5	1,256
FY 2025	1,673	1,807	1,732	2,125	7,337	16.81%	5	1,467
FY 2026	1,816	-	-	-	1,816	(75.25%)	6	303

Constable Pct. 1 - Civil Papers Served per Deputy

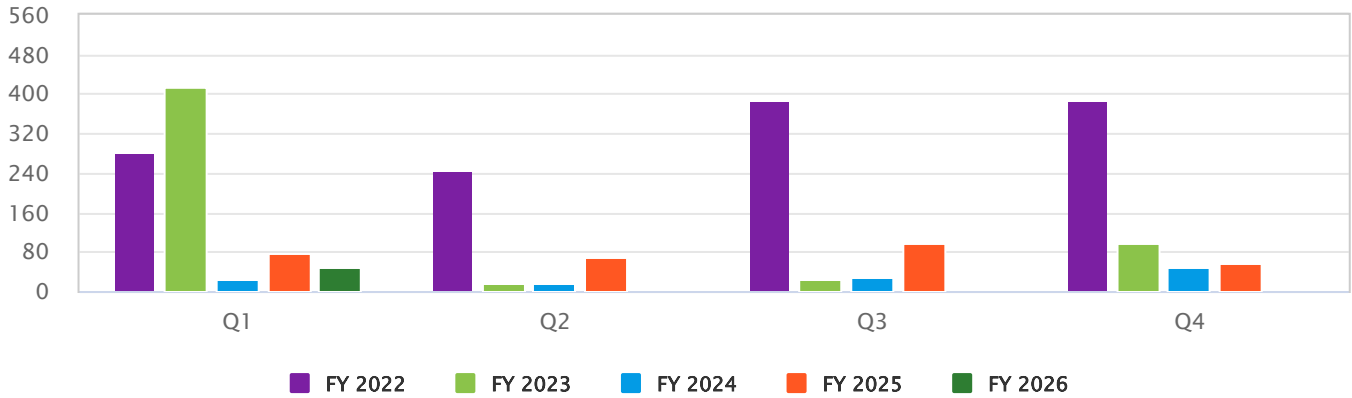


	Q1	Q2	Q3	Q4	Average
FY 2022	155	108	70	202	134
FY 2023	221	276	293	322	278
FY 2024	275	321	315	346	314
FY 2025	279	301	289	354	306
FY 2026	303	-	-	-	303

CONSTABLE, PCT. 1

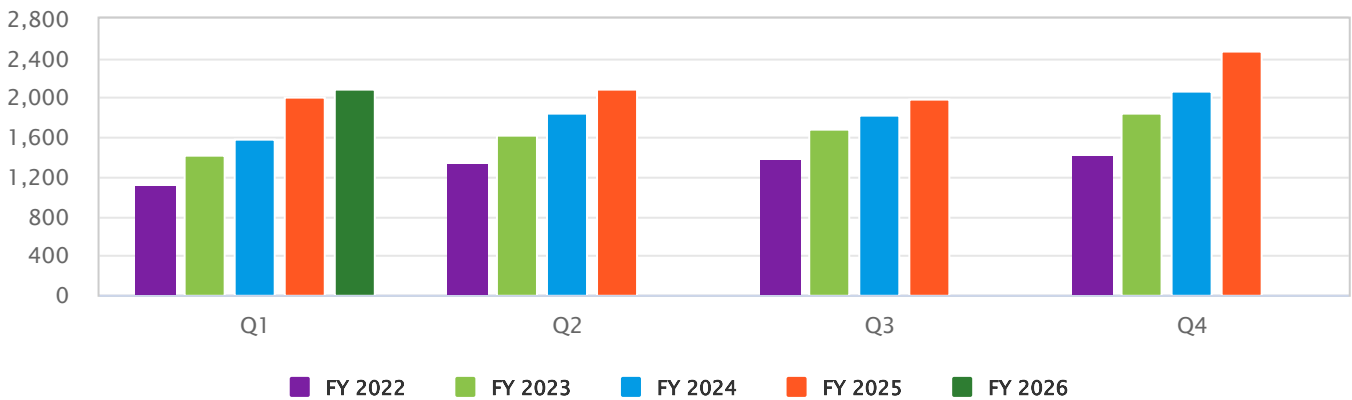
Public Safety

Constable Pct. 1 - Papers Unserved/Active



	Q1	Q2	Q3	Q4	Total	% Change	# Deputies	Avg per Deputy
FY 2022	280	244	387	387	1,298	-%	6	216
FY 2023	412	15	24	97	548	(57.78%)	6	91
FY 2024	24	17	27	49	117	(78.65%)	5	23
FY 2025	77	71	97	58	303	158.97%	5	61
FY 2026	49	-	-	-	49	(83.83%)	6	8

Constable Pct. 1 - Total Papers Cleared

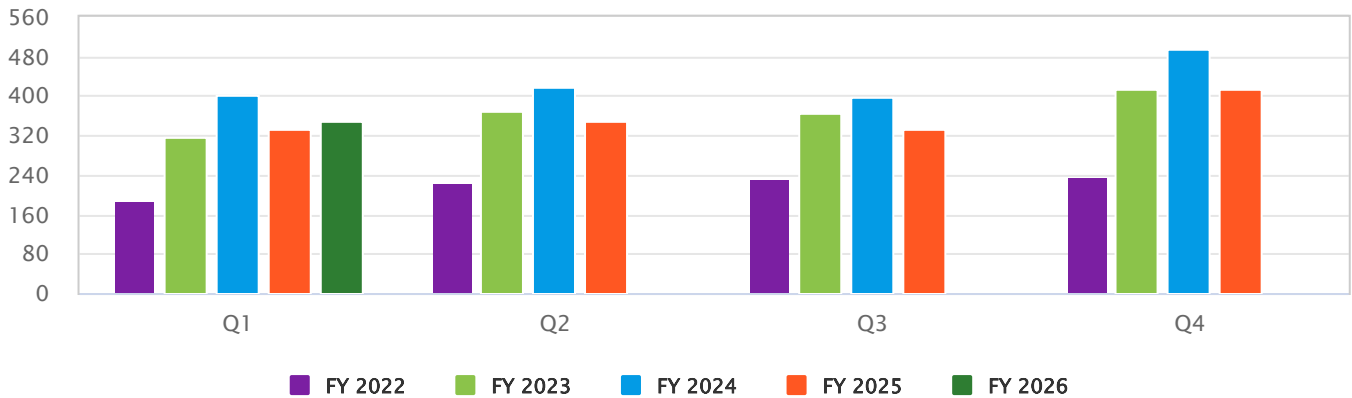


	Q1	Q2	Q3	Q4	Total	% Change	# Deputies	Avg per Deputy
FY 2022	1,115	1,330	1,384	1,421	5,250	-%	6	875
FY 2023	1,413	1,624	1,674	1,839	6,550	24.76%	6	1,092
FY 2024	1,577	1,850	1,823	2,078	7,328	11.88%	5	1,466
FY 2025	2,002	2,092	1,989	2,472	8,555	16.74%	5	1,711
FY 2026	2,098	-	-	-	2,098	(75.48%)	6	350

CONSTABLE, PCT. 1

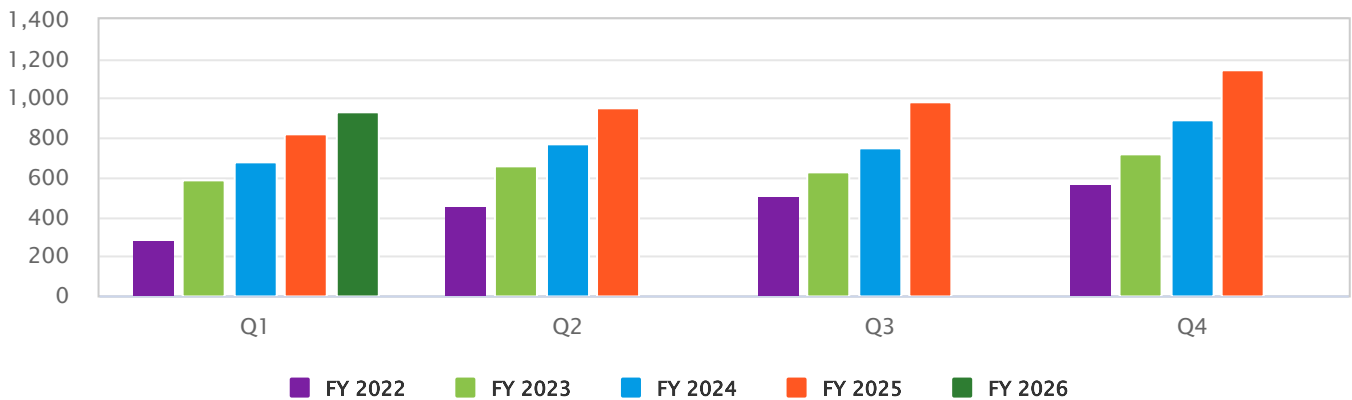
Public Safety

Constable Pct. 1 - Total Papers Cleared per Deputy



	Q1	Q2	Q3	Q4	Average
FY 2022	186	222	231	237	219
FY 2023	315	370	365	416	366
FY 2024	400	418	398	494	428
FY 2025	334	348	332	412	357
FY 2026	350	-	-	-	350

Constable Pct. 1 - Number of Number of Forcible Papers Received

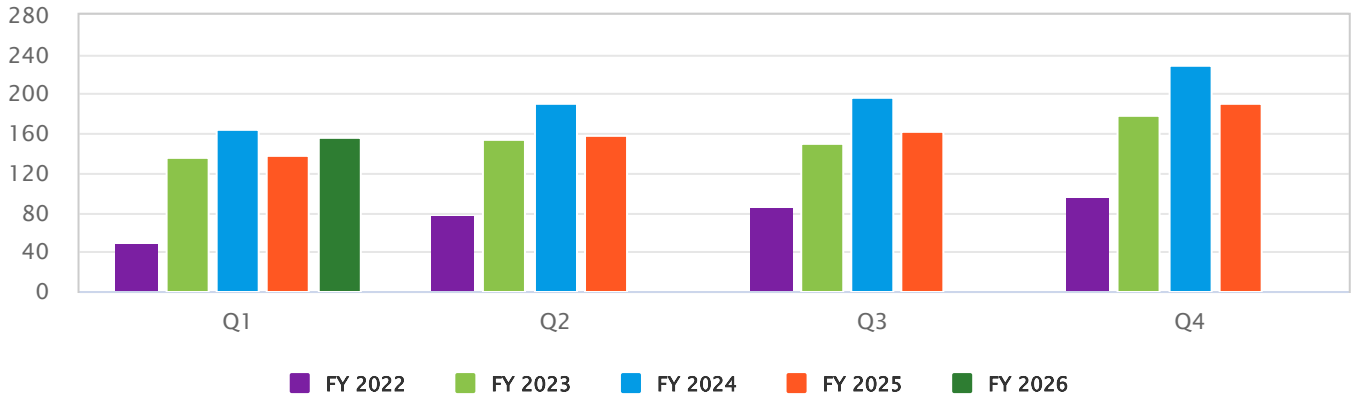


	Q1	Q2	Q3	Q4	Total	% Change	# Deputies	Avg per Deputy
FY 2022	289	459	511	569	1,828	-%	6	305
FY 2023	584	663	624	716	2,587	41.52%	6	431
FY 2024	678	766	753	891	3,088	19.37%	5	618
FY 2025	826	956	979	1,145	3,906	26.49%	5	781
FY 2026	938	-	-	-	938	(75.99%)	6	156

CONSTABLE, PCT. 1

Public Safety

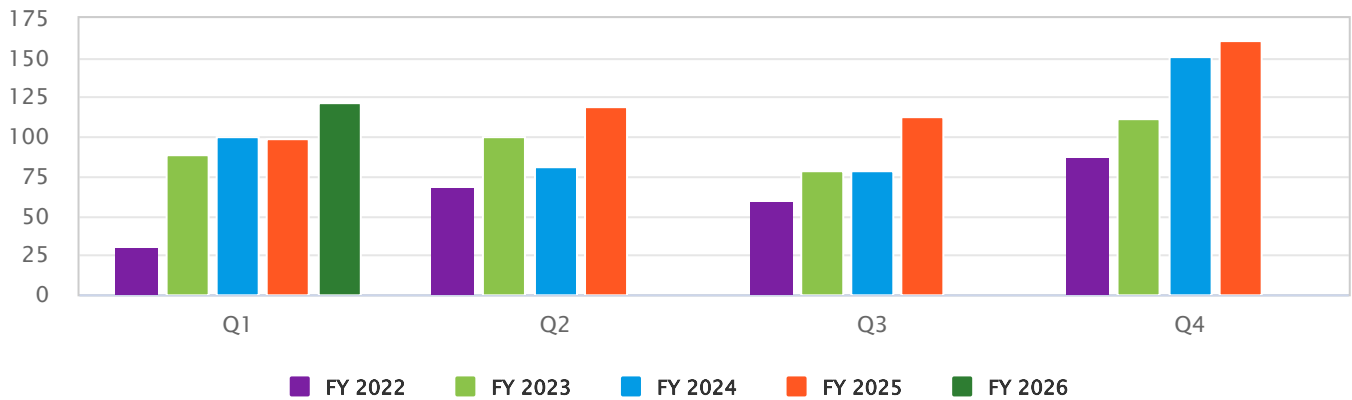
Constable Pct. 1 - Number of Forcible Papers Received per Deputy



*Along with Writs of Possession-Eviction, Forcible is one of the most time consuming type of paper processed and served by Constable Offices.

	Q1	Q2	Q3	Q4	Tot/Deputy	% Change
FY 2022	48	77	85	95	305	-%
FY 2023	136	153	151	178	618	102.71%
FY 2024	165	191	196	229	781	26.49%
FY 2025	138	159	163	191	651	(16.67%)
FY 2026	156	-	-	-	156	(76.04%)

Constable Pct. 1 - Number of Writs of Possession - Eviction (Issued)



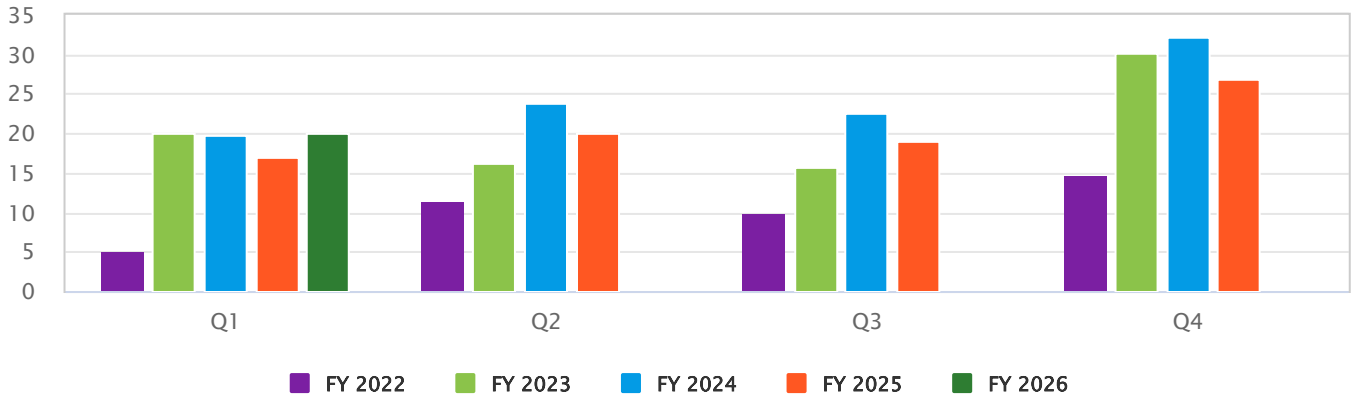
	Q1	Q2	Q3	Q4	Tot/Deputy	% Change	# Deputies	Avg per Deputy
FY 2022	31	68	60	88	247	-%	6	41
FY 2023	89	100	79	111	379	53.44%	6	63
FY 2024	100	81	79	151	411	8.44%	5	82
FY 2025	99	119	113	161	492	19.71%	5	98
FY 2026	122	-	-	-	122	(75.20%)	6	20

CONSTABLE, PCT. 1

Public Safety

PUBLIC SAFETY

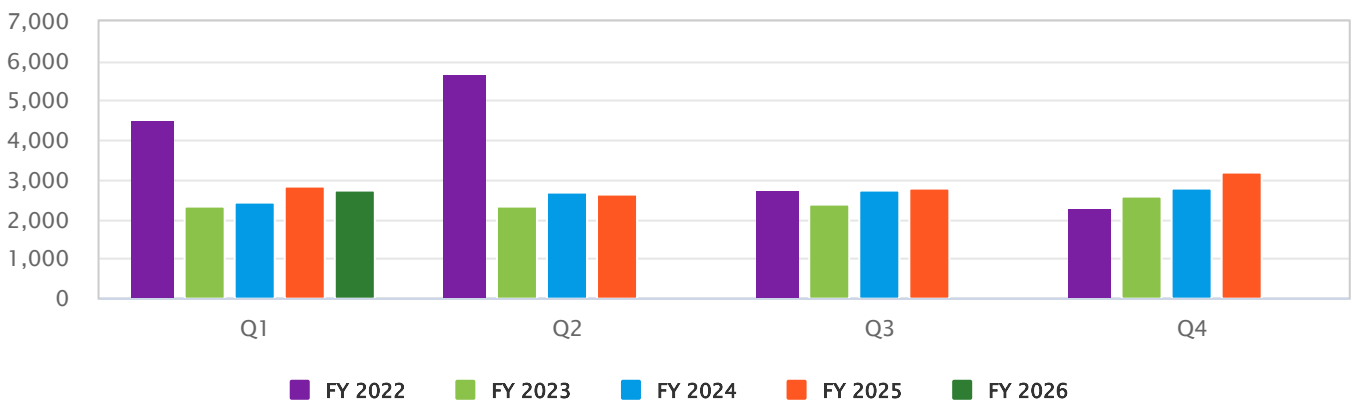
Constable Pct. 1 - Number of Writs of Possession - Eviction per Deputy



*Along with Forcibles, Writ of Possession-Eviction is one of the most time consuming type of paper processed and served by Constable Offices. Each Eviction paper processed/served can potentially take up to several hours, and some of them might need processing time over multiple days.

	Q1	Q2	Q3	Q4	Tot/Deputy	% Change
FY 2022	5	11	10	15	41	-%
FY 2023	20	16	16	30	82	99.68%
FY 2024	20	24	23	32	98	19.71%
FY 2025	17	20	19	27	83	(15.65%)
FY 2026	20	-	-	-	20	(75.90%)

Constable Pct. 1 - Total Attempts



	Q1	Q2	Q3	Q4	Tot/Deputy	% Change	# Deputies	Avg per Deputy
FY 2022	4,501	5,706	2,727	2,303	15,237	-%	6	2,540
FY 2023	2,314	2,318	2,365	2,596	9,593	(37.04%)	6	1,599
FY 2024	2,419	2,704	2,720	2,774	10,617	10.67%	5	2,123
FY 2025	2,843	2,661	2,814	3,176	11,494	8.26%	5	2,299
FY 2026	2,749	-	-	-	2,749	(76.08%)	6	458

CONSTABLE, PCT. 1

Public Safety

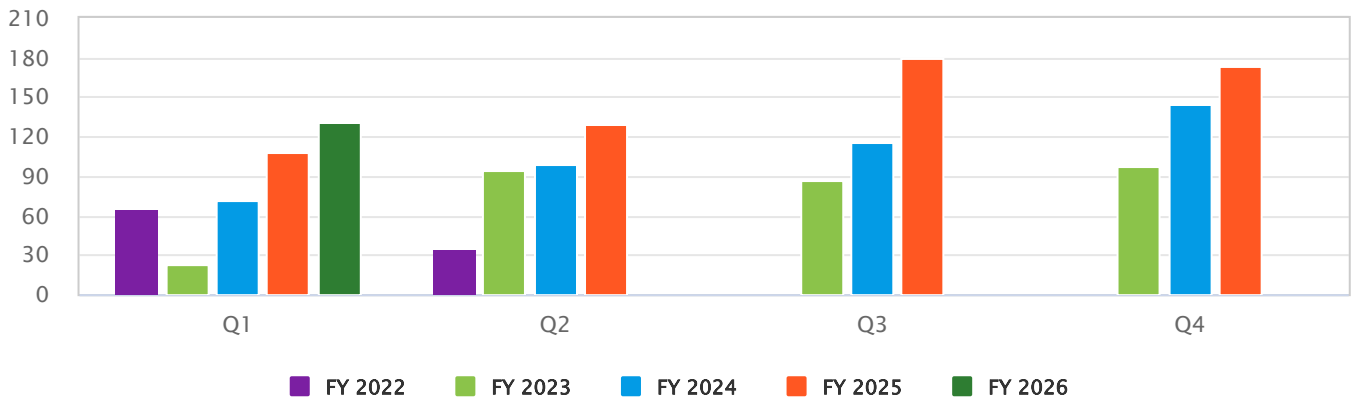
Bailiff / Court Security

The goal of this organization is to provide the Justice of the Peace Court Precinct 1 with trained and qualified deputies, as bailiffs, to ensure the safety of the court, employees and the public as they conduct business with and for Collin County. The Local Government Code Section 86.021e requires that a Constable shall attend each session of Justice Court held in the Constable's Precinct.

FY 2026 Goals & Objectives

- > To provide security for staff and citizens by attending Justice of the Peace court sessions.

Constable Pct. 1 - Bailiff Hours



	Q1	Q2	Q3	Q4	Total	% Change
FY 2022	66	35	-	-	101	-%
FY 2023	23	95	86	98	302	200.50%
FY 2024	72	99	115	145	431	42.72%
FY 2025	108	129	179	173	589	36.66%
FY 2026	131	-	-	-	131	(77.76%)

***NOTE: FY 2023 Q1 - Started Tracking Commissioners Court Bailiff Hours

CONSTABLE, PCT. 1

Public Safety

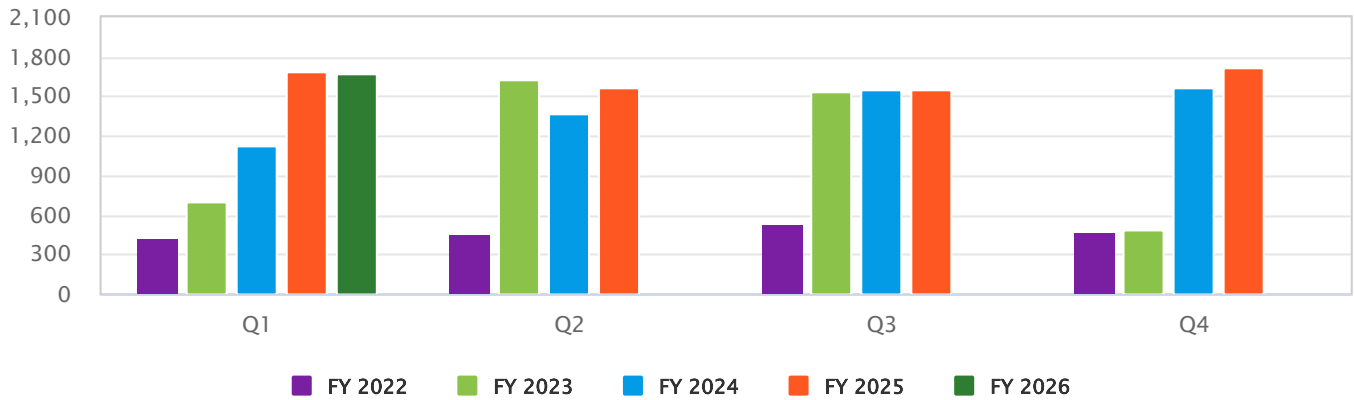
Criminal

Receive warrants and criminal subpoenas from varying County Departments and other departments throughout the United States for service upon defendants residing within our precinct.

FY 2026 Goals & Objectives

- > Serve in a timely and cost effective manner, all civil and criminal papers.

Constable Pct. 1 - Dispatch/Calls

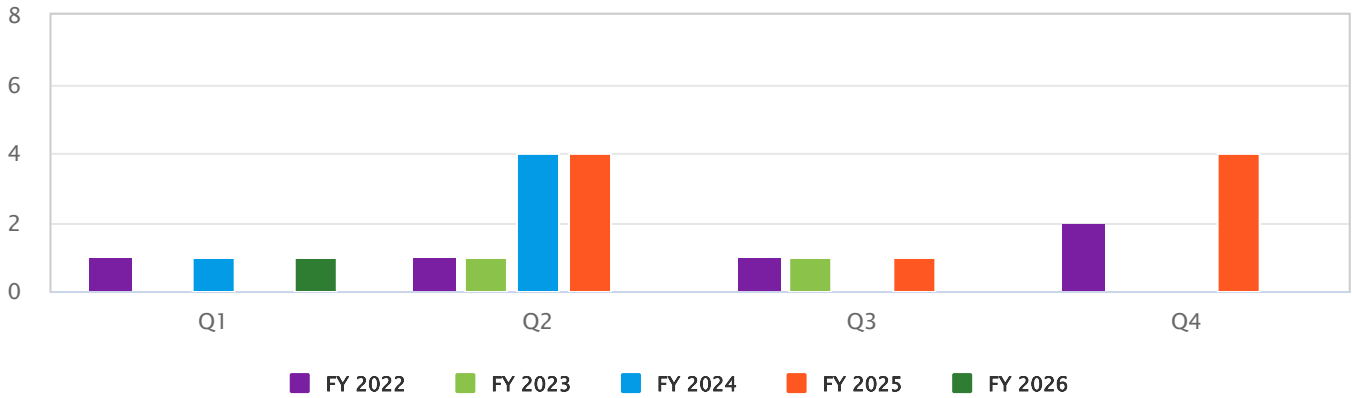


	Q1	Q2	Q3	Q4	Total	% Change
FY 2022	429	459	531	470	1,889	-%
FY 2023	696	1,628	1,535	494	4,353	130.44%
FY 2024	1,122	1,377	1,558	1,563	5,620	29.11%
FY 2025	1,692	1,560	1,546	1,713	6,511	15.85%
FY 2026	1,677	-	-	-	1,677	(74.24%)

CONSTABLE, PCT. 1

Public Safety

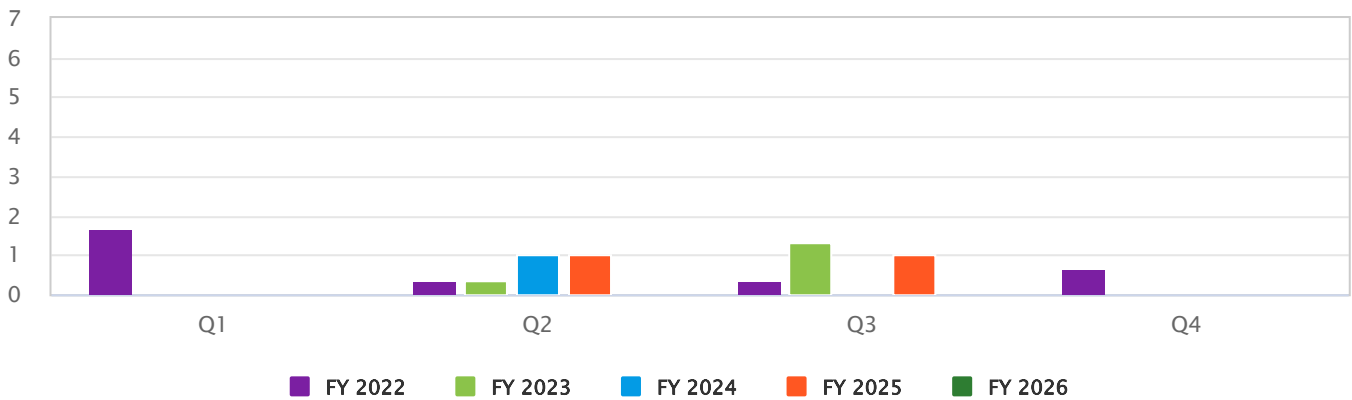
Constable Pct. 1 - Number of Arrests Made



*Began tracking in FY 2015.

	Q1	Q2	Q3	Q4	Total	% Change
FY 2022	1	1	1	2	5	-%
FY 2023	-	1	1	-	2	(60.00%)
FY 2024	1	4	-	-	5	150.00%
FY 2025	-	4	1	4	9	80.00%
FY 2026	1	-	-	-	1	(88.89%)

Constable Pct. 1 - Average Warrants Cleared per Arrest



	Q1	Q2	Q3	Q4	Total
FY 2022	2	0	0	1	3
FY 2023	-	0	1	-	2
FY 2024	-	1	-	-	1
FY 2025	-	1	1	-	2
FY 2026	-	-	-	-	-

CONSTABLE, PCT. 1*Public Safety***Administration**

Administration is responsible to provide the employees of department supervision and direction which enables programs to operate on a daily basis. Oversees all functions, operations, and duties of the department.

FY 2026 Goals & Objectives

- > Continue with education within the department utilizing information technology in an effort to maximize efficiency.

CONSTABLE, PCT. 2

Public Safety

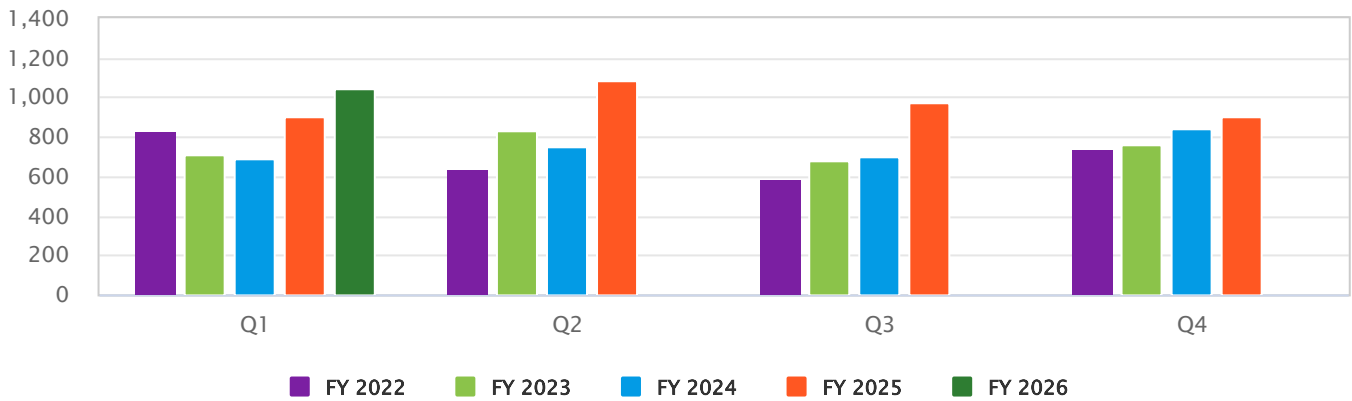
Major Programs Civil

Civil Process is our primary function. The courts need us to serve their process in order for them to function properly. The plaintiffs have paid their money for “service” and deserve to have their cases go forward. On average we make 2.5 trips to an address per paper.

FY 2026 Goals & Objectives

- > To provide timely, cost effective, and professional service to the taxpayer by executing all civil and criminal documents.

Constable Pct. 2 - Papers Received

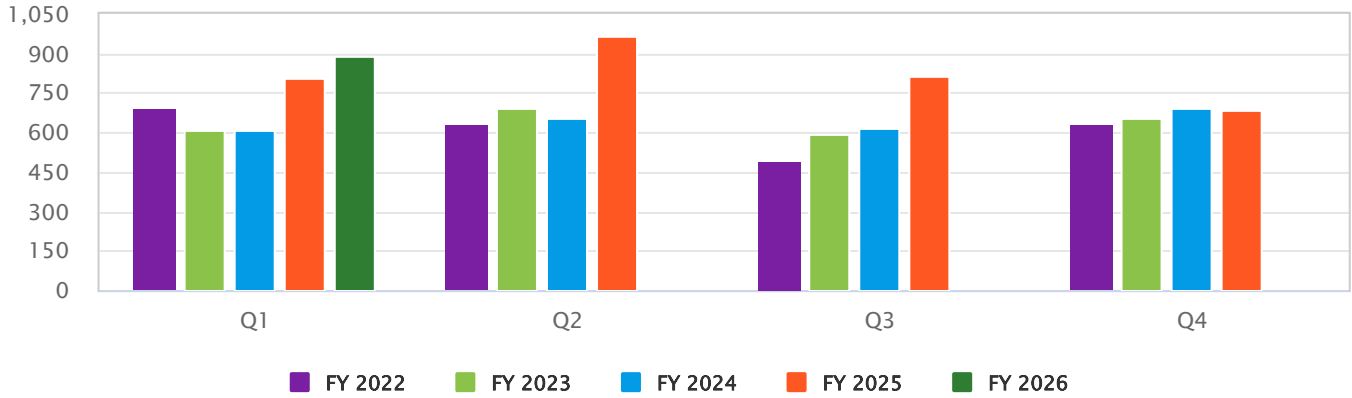


	Q1	Q2	Q3	Q4	Total	% Change
FY 2022	832	644	585	736	2,797	-%
FY 2023	713	828	680	765	2,986	6.76%
FY 2024	691	748	703	838	2,980	(0.20%)
FY 2025	907	1,082	978	898	3,865	29.70%
FY 2026	1,044	-	-	-	1,044	(72.99%)

CONSTABLE, PCT. 2

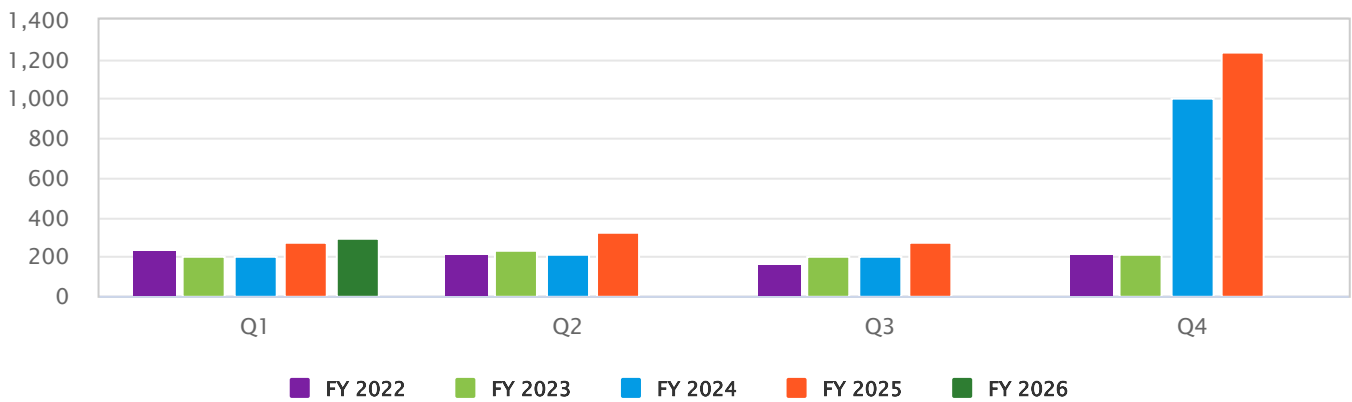
Public Safety

Constable Pct. 2 - Papers Served



	Q1	Q2	Q3	Q4	Total	% Change
FY 2022	689	635	496	632	2,452	-%
FY 2023	609	695	594	652	2,550	4.00%
FY 2024	608	652	619	692	2,571	0.82%
FY 2025	806	963	815	687	3,271	27.23%
FY 2026	894	-	-	-	894	(72.67%)

Constable Pct. 2 - Civil Papers Served per Deputy

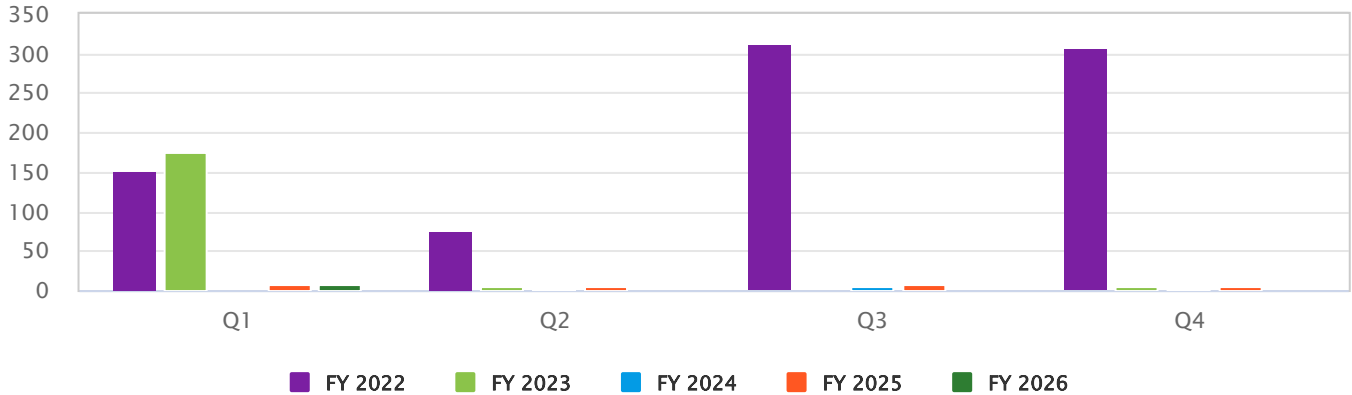


	Q1	Q2	Q3	Q4	Average
FY 2022	230	212	165	211	204
FY 2023	203	232	198	217	212
FY 2024	203	217	206	1,004	408
FY 2025	269	321	272	1,242	526
FY 2026	298	-	-	-	298

CONSTABLE, PCT. 2

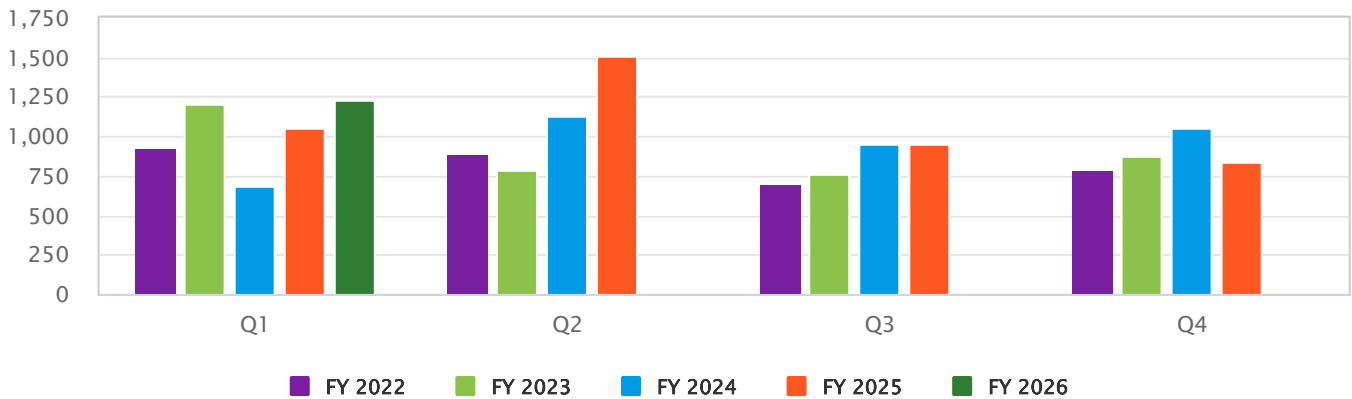
Public Safety

Constable Pct. 2 - Papers Unserved/Active



	Q1	Q2	Q3	Q4	Total	% Change
FY 2022	153	75	312	306	846	-%
FY 2023	176	4	-	4	184	(78.25%)
FY 2024	-	3	4	2	9	(95.11%)
FY 2025	7	5	8	5	25	177.78%
FY 2026	8	-	-	-	8	(68.00%)

Constable Pct. 2 - Total Papers Cleared

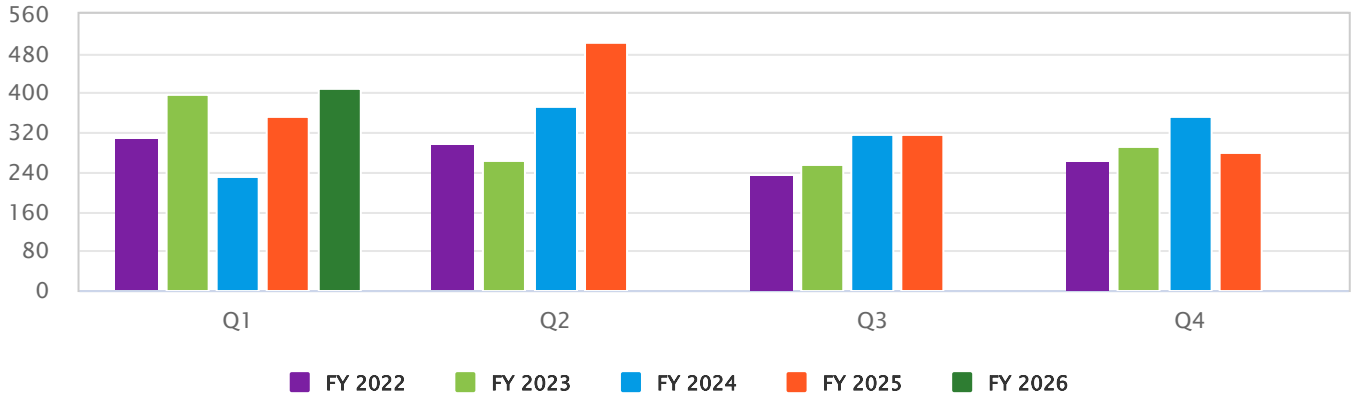


	Q1	Q2	Q3	Q4	Total	% Change
FY 2022	930	890	701	792	3,313	-%
FY 2023	1,199	788	762	876	3,625	9.42%
FY 2024	690	1,125	955	1,058	3,828	5.60%
FY 2025	1,057	1,515	953	836	4,361	13.92%
FY 2026	1,230	-	-	-	1,230	(71.80%)

CONSTABLE, PCT. 2

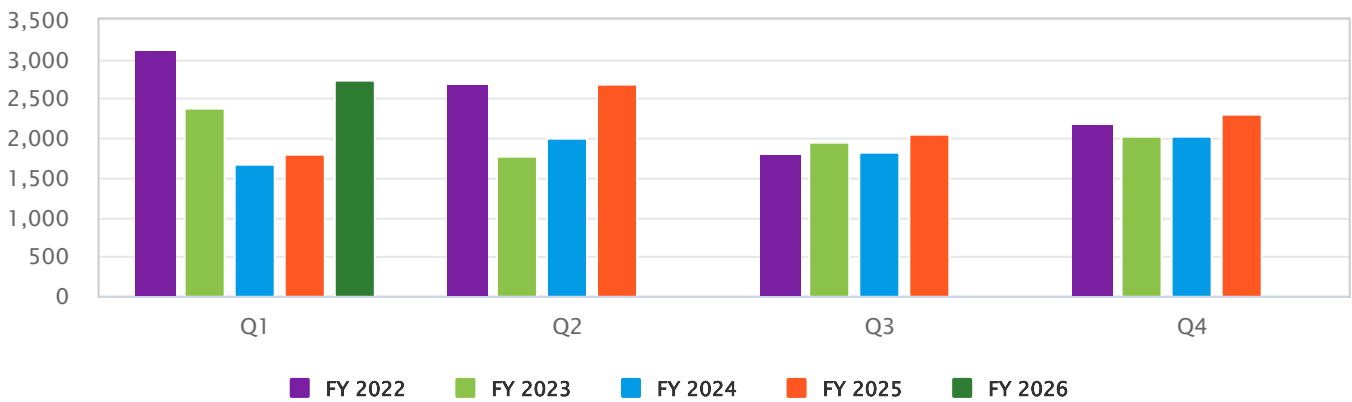
Public Safety

Constable Pct. 2 - Total Papers Cleared per Deputy



	Q1	Q2	Q3	Q4	Average
FY 2022	310	297	234	264	276
FY 2023	400	263	254	292	302
FY 2024	230	375	318	353	319
FY 2025	352	505	318	279	364
FY 2026	410	-	-	-	410

Constable Pct. 2 - Total Attempts

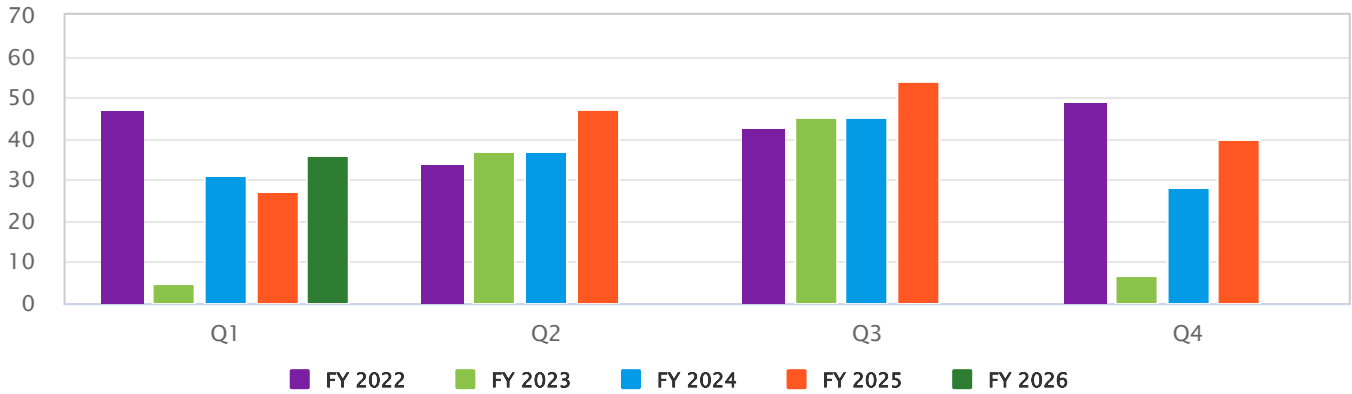


	Q1	Q2	Q3	Q4	Total	% Change
FY 2022	3,116	2,689	1,801	2,180	9,786	-%
FY 2023	2,373	1,767	1,944	2,024	8,108	(17.15%)
FY 2024	1,666	2,014	1,833	2,030	7,543	(6.97%)
FY 2025	1,813	2,684	2,062	2,315	8,874	17.65%
FY 2026	2,745	-	-	-	2,745	(69.07%)

CONSTABLE, PCT. 2

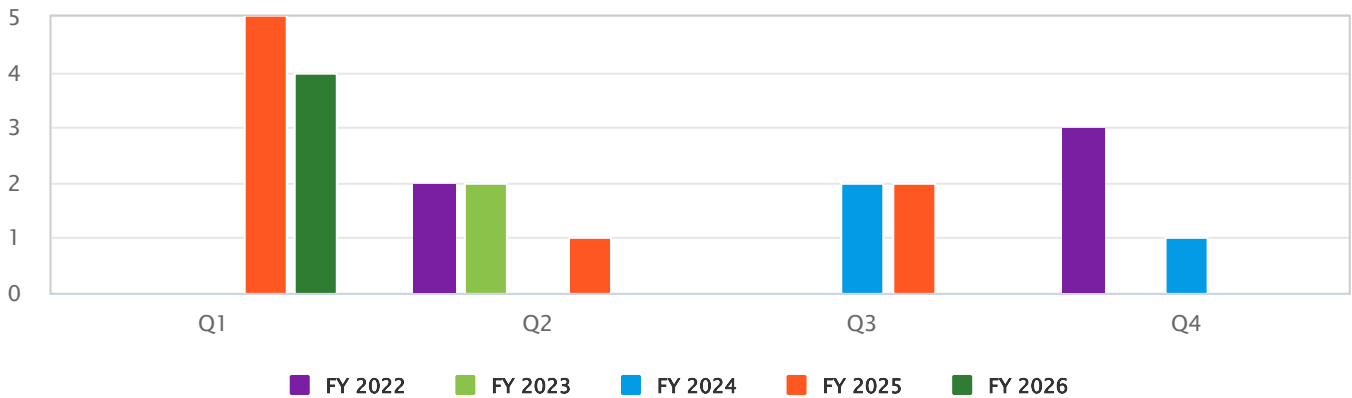
Public Safety

Constable Pct. 2 - Dispatch/Calls



	Q1	Q2	Q3	Q4	Total	% Change
FY 2022	47	34	43	49	173	-%
FY 2023	5	37	45	7	94	(45.66%)
FY 2024	31	37	45	28	141	50.00%
FY 2025	27	47	54	40	168	19.15%
FY 2026	36	-	-	-	36	(78.57%)

Constable Pct. 2 - Number of Arrests Made



	Q1	Q2	Q3	Q4	Total	% Change
FY 2022	-	2	-	3	5	-%
FY 2023	-	2	-	-	2	(60.00%)
FY 2024	-	-	2	1	3	50.00%
FY 2025	5	1	2	-	8	166.67%
FY 2026	4	-	-	-	4	(50.00%)

Administration

Includes all supervisory functions, occasionally attending commissioners court, preparing budgets, submitting reports to auditor, maintaining office, driving to courthouse several times a week to pick and deliver our work product, etc.

CONSTABLE, PCT. 3

Public Safety

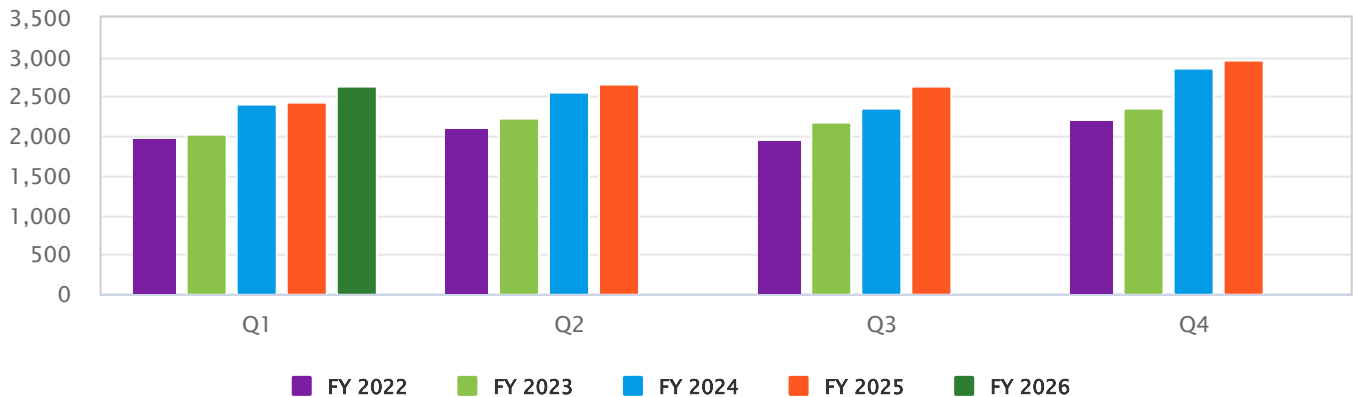
Major Programs Civil

The Civil program receives, records, delivers and returns court documents that have been assigned to our organization. There are over twenty-five different types of court documents issued by the courts. This program also receives court documents from out of county courts and all documents are received, recorded, funds deposited and tracked, delivered and returned to proper jurisdiction. This program, as one of it's duties seizes and holds property for further orders of the court, seizes and sells property under court orders, delivers and executes court orders in the eviction process, delivers court subpoenas to summons witnesses to testify in civil and criminal court proceedings.

FY 2026 Goals & Objectives

- > To effectively enforce the laws of the State of Texas and the United States.
- > To execute and return all assigned court documents in a timely and efficient manner.

Constable Pct. 3 - Papers Received (Criminal & Civil)



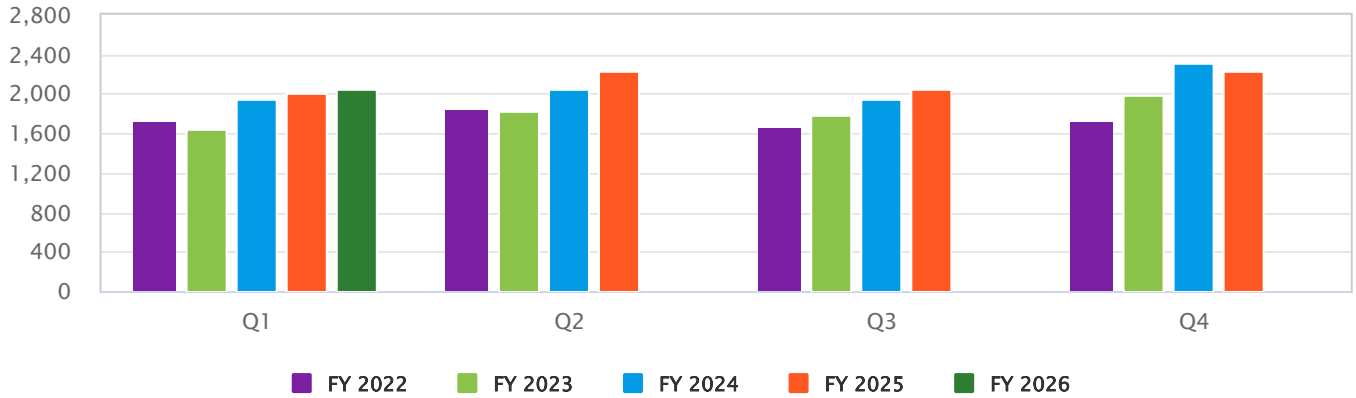
	Q1	Q2	Q3	Q4	Total	% Change
FY 2022	1,976	2,098	1,961	2,216	8,251	0.0
FY 2023	2,020	2,234	2,187	2,371	8,812	6.80%
FY 2024	2,405	2,551	2,350	2,871	10,177	15.49%
FY 2025	2,443	2,672	2,638	2,975	10,728	5.41%
FY 2026	2,633	-	-	-	2,633	(75.46%)

***NOTE: FY 2023 - YTD FY 2026 Deputy count updated for proper field/district allocation.

CONSTABLE, PCT. 3

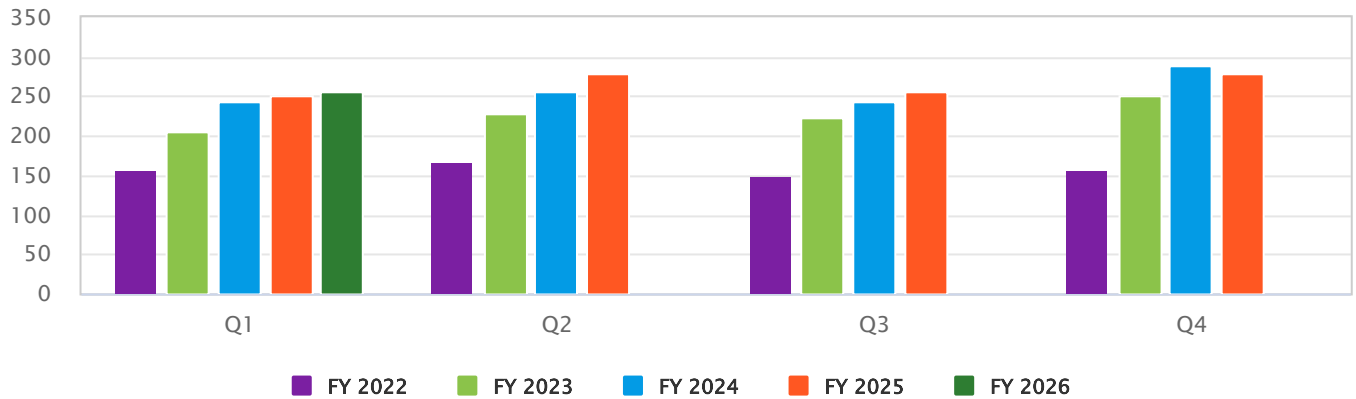
Public Safety

Constable Pct. 3 - Papers Served (Criminal & Civil)



	Q1	Q2	Q3	Q4	Total	% Change
FY 2022	1,722	1,846	1,656	1,718	6,942	0.0
FY 2023	1,648	1,823	1,794	1,996	7,261	4.60%
FY 2024	1,954	2,043	1,941	2,309	8,247	13.58%
FY 2025	2,014	2,236	2,041	2,226	8,517	3.27%
FY 2026	2,055	-	-	-	2,055	(75.87%)

Constable Pct. 3 - Papers Served per Deputy

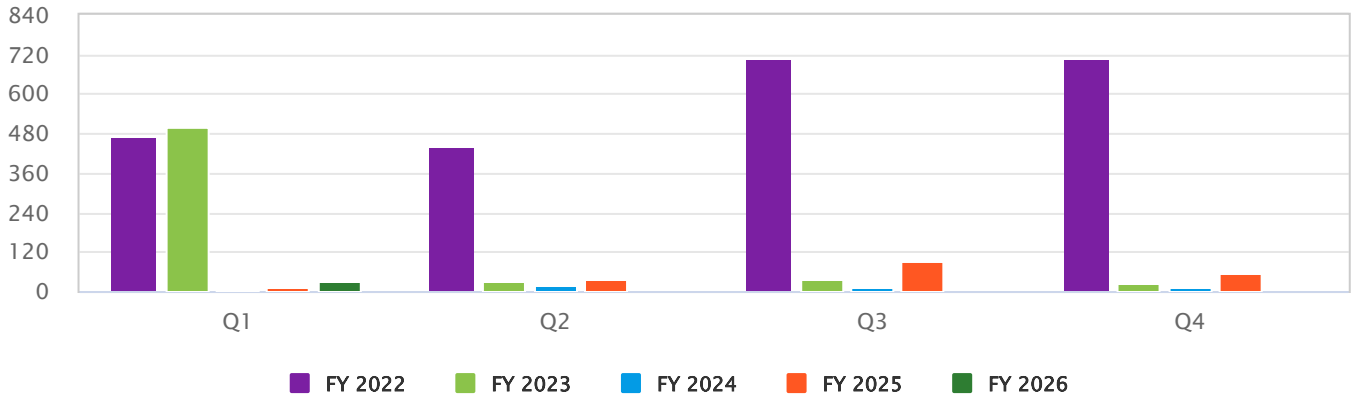


	Q1	Q2	Q3	Q4	Average
FY 2022	157	168	151	156	158
FY 2023	206	228	224	250	227
FY 2024	244	255	243	289	258
FY 2025	252	280	255	278	266
FY 2026	257	-	-	-	257

CONSTABLE, PCT. 3

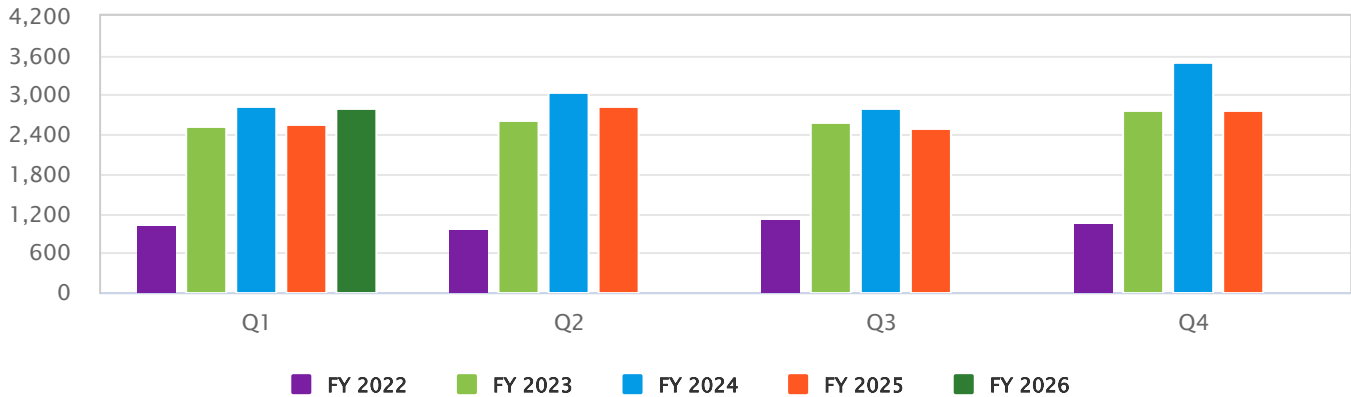
Public Safety

Constable Pct. 3 - Papers Unserved/Active



	Q1	Q2	Q3	Q4	Total	% Change
FY 2022	467	440	705	707	2,319	0.0
FY 2023	501	33	36	26	596	(0.74)
FY 2024	7	16	14	14	51	(91.44%)
FY 2025	12	36	89	55	192	276.47%
FY 2026	33	-	-	-	33	(82.81%)

Constable Pct. 3 - Total Papers Cleared

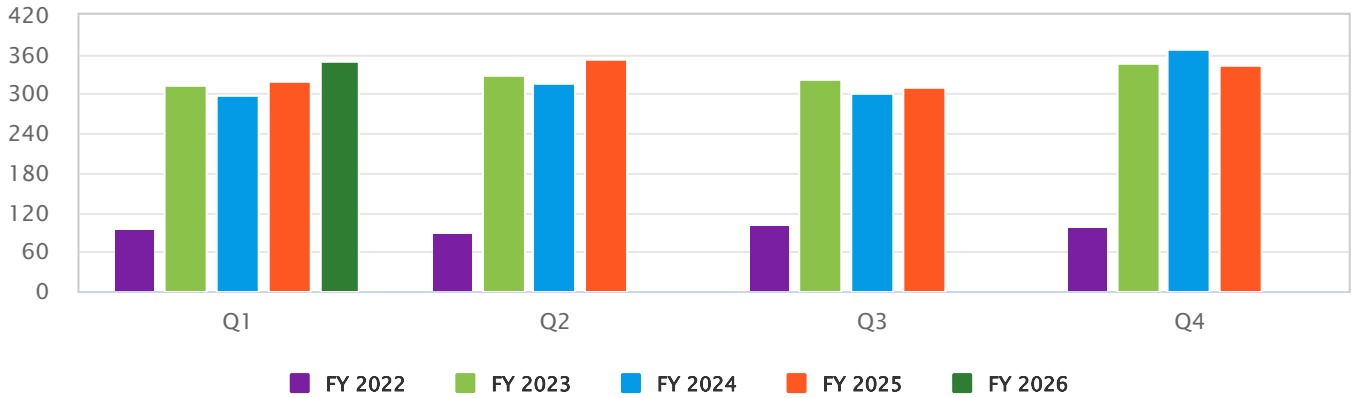


	Q1	Q2	Q3	Q4	Total	% Change
FY 2022	1,025	977	1,121	1,075	4,198	0.0
FY 2023	2,523	2,624	2,574	2,778	10,499	150.10%
FY 2024	2,824	3,036	2,808	3,503	12,171	15.93%
FY 2025	2,565	2,828	2,485	2,755	10,633	(12.64%)
FY 2026	2,788	-	-	-	2,788	(73.78%)

CONSTABLE, PCT. 3

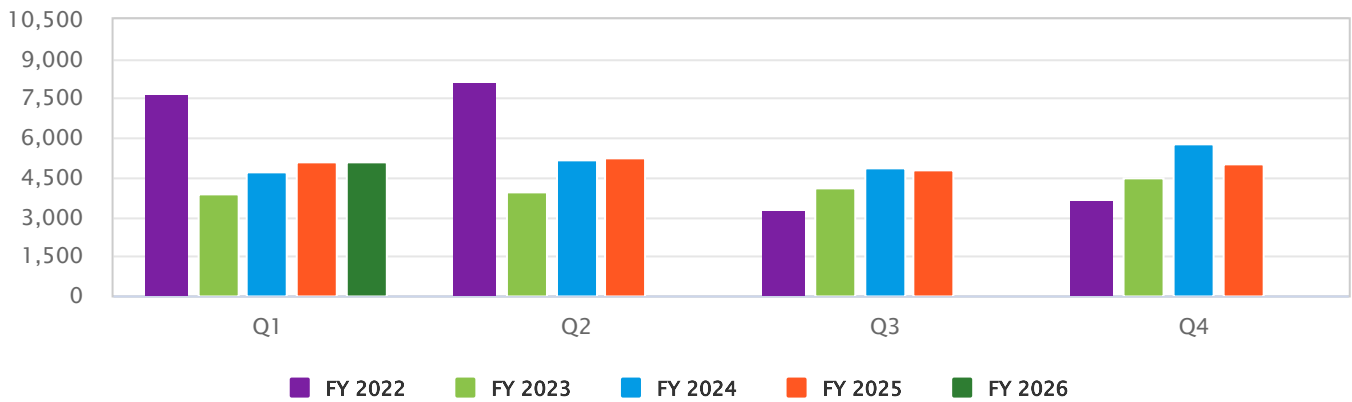
Public Safety

Constable Pct. 3 - Total Papers Cleared per Deputy



	Q1	Q2	Q3	Q4	Average
FY 2022	93	89	102	98	95
FY 2023	315	328	322	347	328
FY 2024	297	316	300	368	320
FY 2025	321	354	311	344	333
FY 2026	349	-	-	-	349

Constable Pct. 3 - Attempts

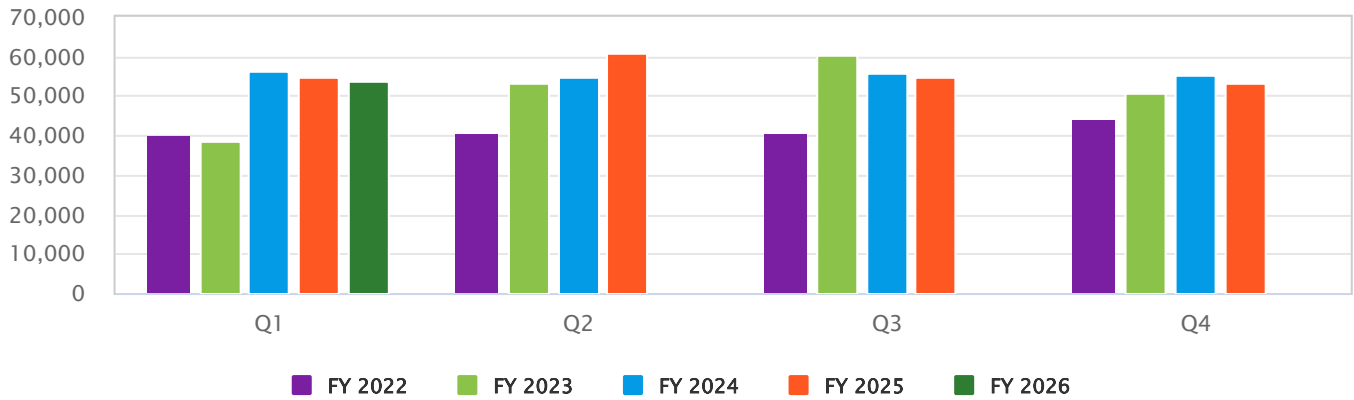


	Q1	Q2	Q3	Q4	Total	% Change
FY 2022	7,672	8,132	3,239	3,622	22,665	0.0
FY 2023	3,882	3,983	4,121	4,460	16,446	(27.44%)
FY 2024	4,740	5,170	4,864	5,798	20,572	25.09%
FY 2025	5,098	5,262	4,769	5,007	20,136	(2.12%)
FY 2026	5,134	-	-	-	5,134	(74.50%)

CONSTABLE, PCT. 3

Public Safety

Constable Pct. 3 - Miles Driven



	Q1	Q2	Q3	Q4	Total	% Change
FY 2022	39,904	40,608	40,490	44,186	165,188	0.0
FY 2023	38,429	53,044	60,430	50,777	202,680	22.70%
FY 2024	56,087	54,706	56,025	55,454	222,272	9.67%
FY 2025	54,683	60,902	54,783	53,369	223,737	0.66%
FY 2026	53,537	-	-	-	53,537	(76.07%)

CONSTABLE, PCT. 3

Public Safety

Court Security

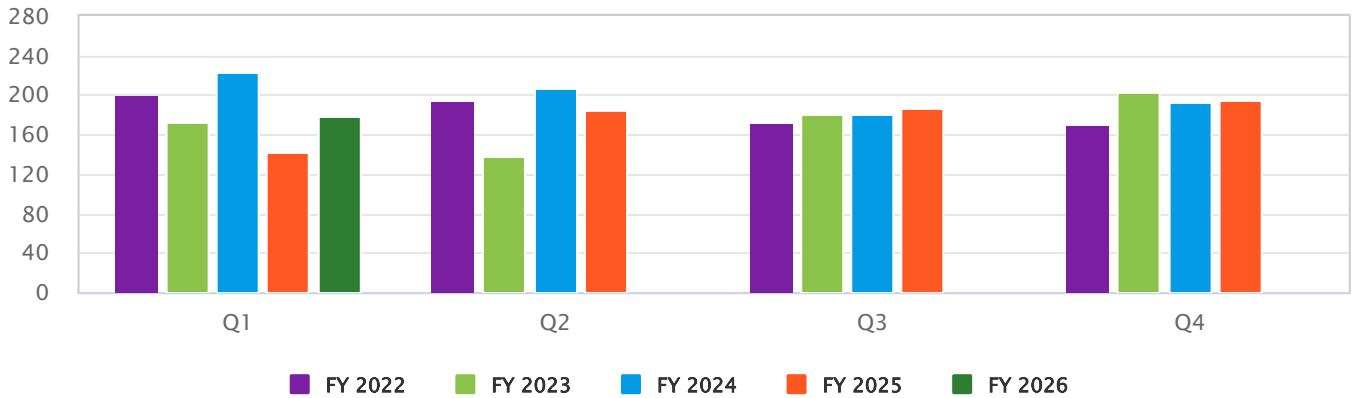
The court security program provides bailiff and court security to protect the Justice of the Peace courts, judges, staff and litigants and participants in court proceedings. This program provides court security to two Justice of the Peace Courts.

FY 2026 Goals & Objectives

- > To attend the Justice of the Peace Courts to ensure the security and safety of the court and all participants in court as well as to maintain a secure and safe environment for them to work.

*Data submitted directly from the Constable’s Office

Constable Pct. 3 - Bailiff Hours



	Q1	Q2	Q3	Q4	Total	% Change
FY 2022	202	196	173	171	741	0.0
FY 2023	173	138	181	203	695	(6.28%)
FY 2024	224	206	180	193	803	15.62%
FY 2025	143	184	187	195	709	(11.71%)
FY 2026	178	-	-	-	178	(74.89%)

CONSTABLE, PCT. 3

Public Safety

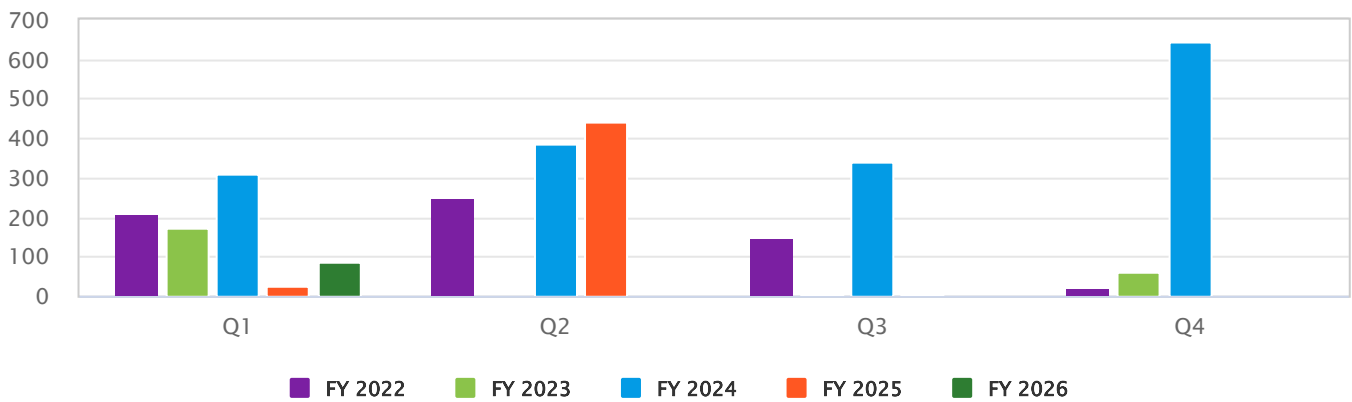
Warrant

The warrant program receives, records, makes contacts, makes arrests, and returns criminal warrants issued to our organization from the court system. Additionally, the warrant program tracks and locates defendants on criminal warrants in attempts to collect unpaid fines due to the county and state.

FY 2026 Goals & Objectives

- > To effectively enforce the laws of the State of Texas and the United States. It shall be an objective of this office that all warrants assigned in the area of responsibility will be attempted within ten working days from the date the warrant is received in 90% to 95% of all cases.
- > It shall be an objective of this office that all deputies will attempt to locate persons where warrants are to be executed on. When the address is discovered to be a bad address, use all resources available to locate the defendant. If all resources are used and no good address can be located, the warrant shall be returned to the issuing court within thirty working days in 90% to 95% of all cases.

Constable Pct. 3 - Warrants Received

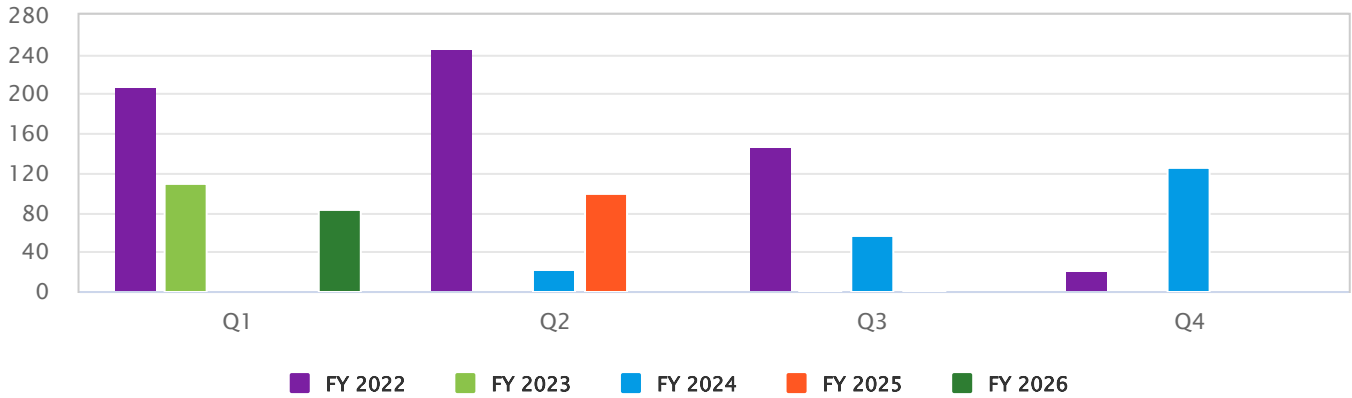


	Q1	Q2	Q3	Q4	Total
FY 2022	208	247	147	22	624
FY 2023	171	-	3	62	236
FY 2024	307	388	341	644	1,680
FY 2025	24	443	3	-	470
FY 2026	87	-	-	-	87

CONSTABLE, PCT. 3

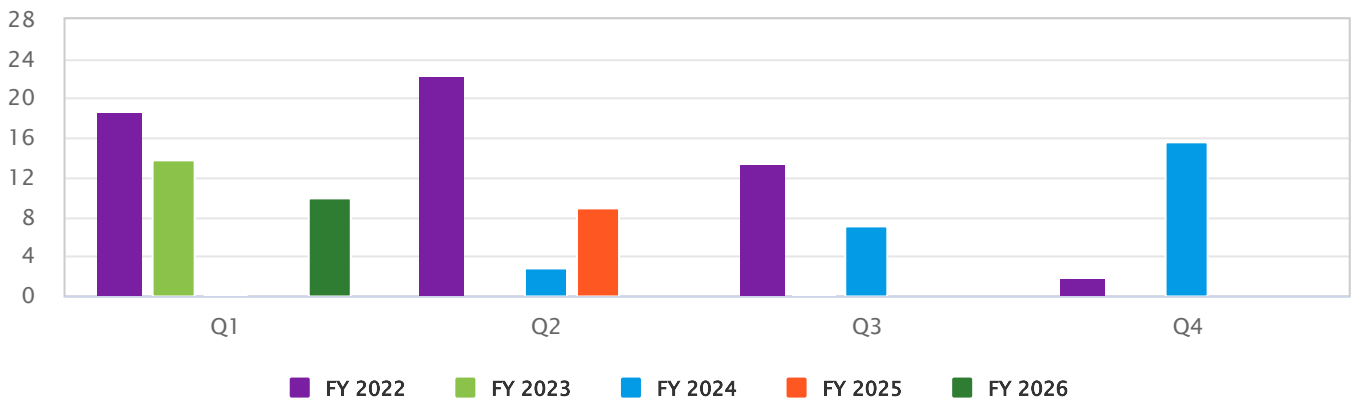
Public Safety

Constable Pct. 3 - Warrants Served



	Q1	Q2	Q3	Q4	Total
FY 2022	206	246	147	20	619
FY 2023	110	-	2	-	112
FY 2024	1	22	57	125	205
FY 2025	1	99	3	-	103
FY 2026	83	-	-	-	83

Constable Pct. 3 - Warrants Served per Deputy



	Q1	Q2	Q3	Q4	Total
FY 2022	19	22	13	2	56
FY 2023	14	-	0	-	14
FY 2024	0	3	7	16	26
FY 2025	-	9	-	-	9
FY 2026	10	-	-	-	10

CONSTABLE, PCT. 3

Public Safety

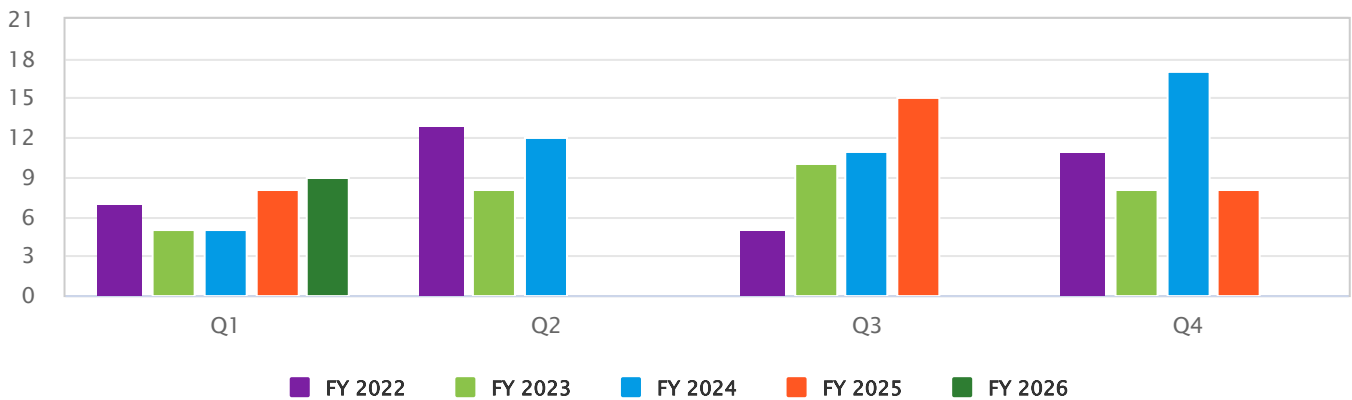
Payment Delinquent Order

Designed to Attempt to collect “hot checks” written to the Collin County Tax Assessor for registration of motor vehicles (for license plates). If the “hot checks” go uncollected, the fees are charged off to the State of Texas. By statute, any Sheriff, Constable or State Trooper may work these cases. If the person who issues the “hot check” can be located in our county and cannot/does not make restitution on the check, one option we have is to remove the license number plates from the vehicle and return them to the Tax assessor Collector. Collin County also collects a \$30.00 return check fee on each case collected.

FY 2026 Goals & Objectives

- > To collect the registration and return check fees on each and every case by effective and efficient methods such as sending letters to the person that issued the “hot check”, making visits to the known addresses and by seizing the license number plates, if necessary.
- > To complete our assigned task in a professional, effective and efficient manner.

Constable Pct. 3 - Payment Delinquent Orders Received (Cases Assigned)

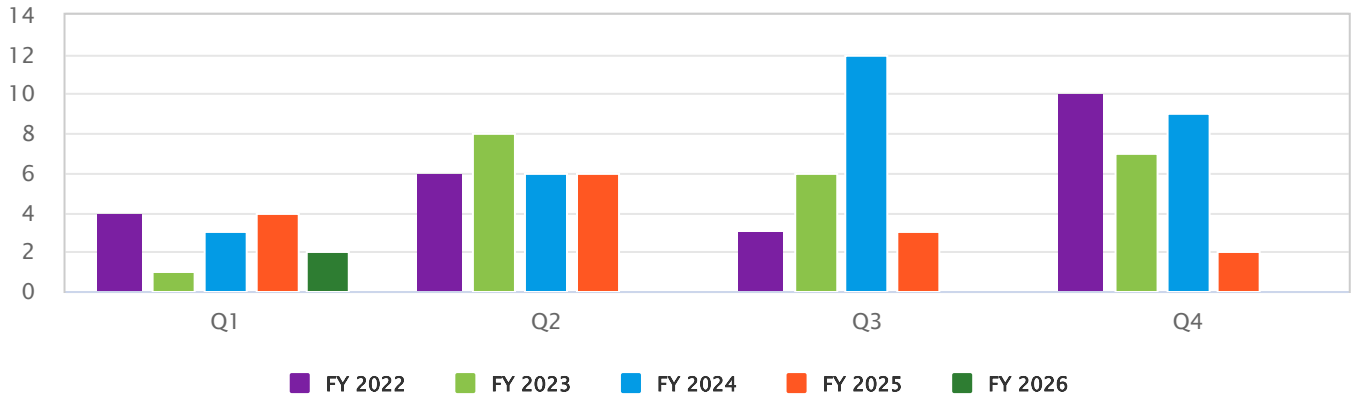


	Q1	Q2	Q3	Q4	Total
FY 2022	7	13	5	11	36
FY 2023	5	8	10	8	31
FY 2024	5	12	11	17	45
FY 2025	8	-	15	8	31
FY 2026	9	-	-	-	9

CONSTABLE, PCT. 3

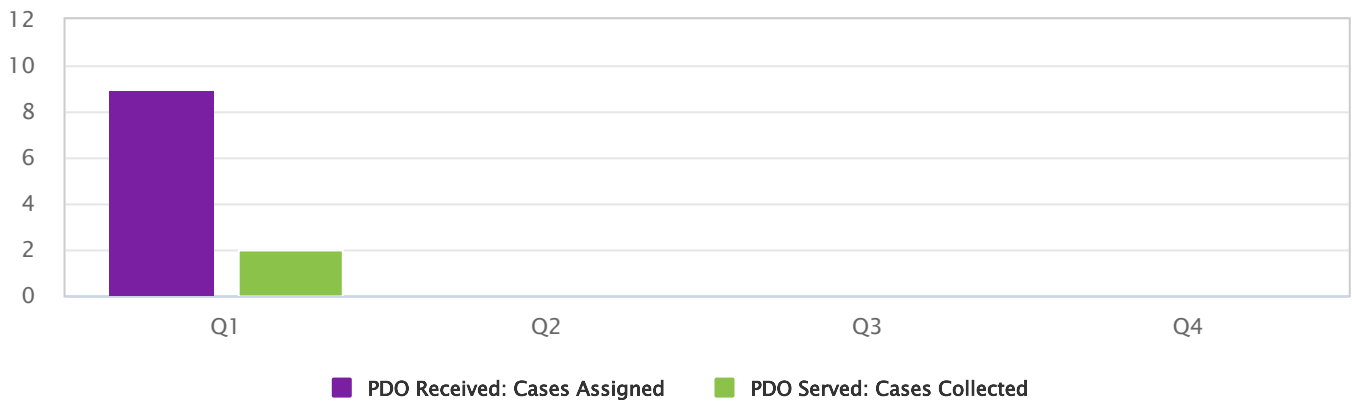
Public Safety

Constable Pct. 3 - Payment Delinquent Orders Served (Cases Collected)



	Q1	Q2	Q3	Q4	Total
FY 2022	4	6	3	10	23
FY 2023	1	8	6	7	22
FY 2024	3	6	12	9	30
FY 2025	4	6	3	2	15
FY 2026	2	-	-	-	2

Constable Pct. 3 - Comparison: Payment Delinquent Orders Received/Served

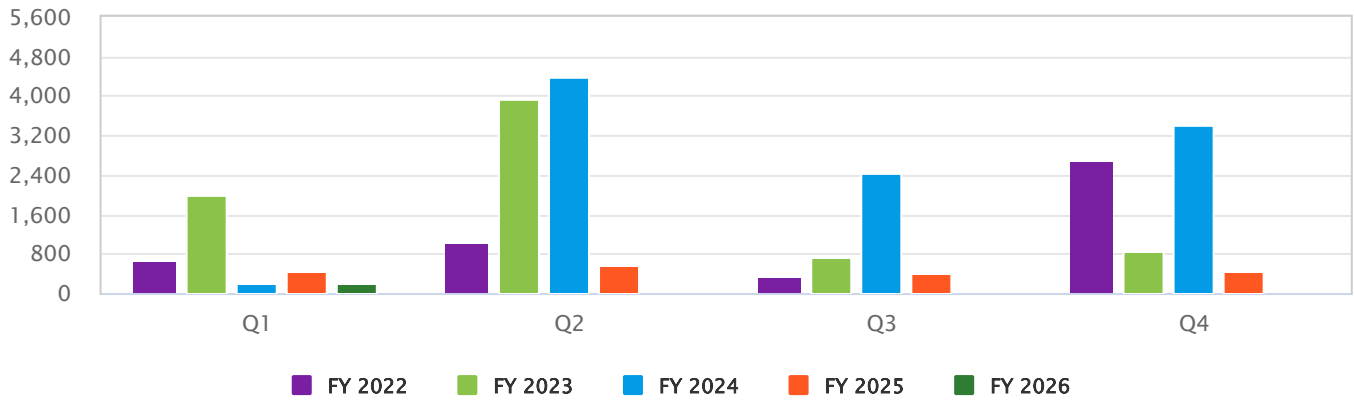


	Q1	Q2	Q3	Q4	Total
PDO Received: Cases Assigned	9	-	-	-	9
PDO Served: Cases Collected	2	-	-	-	2

CONSTABLE, PCT. 3

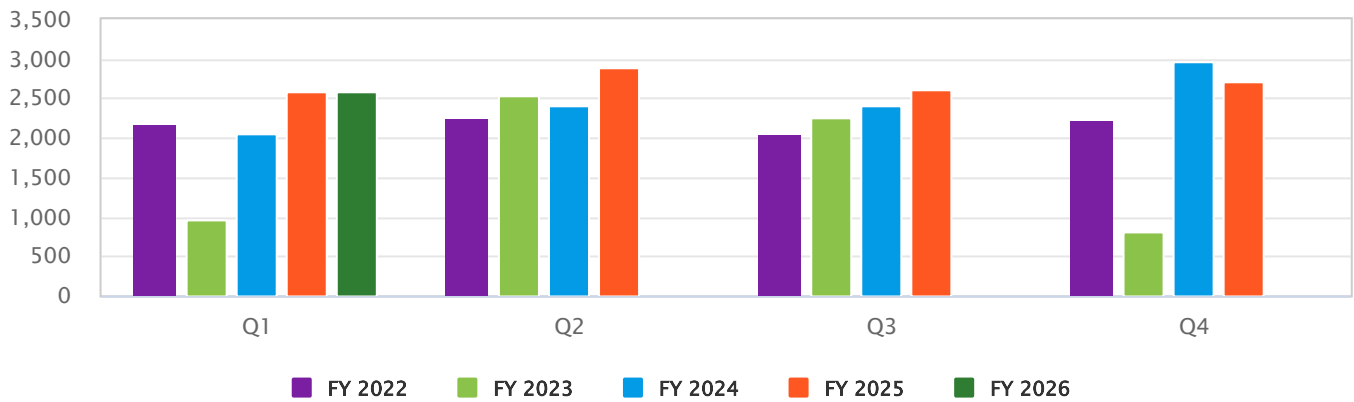
Public Safety

Constable Pct. 3 - Payment Delinquent Orders (Funds Collected)



	Q1	Q2	Q3	Q4	Total
FY 2022	\$634.75	\$1,026.88	\$319.00	\$2,675.00	\$4,655.63
FY 2023	\$1,975.63	\$3,948.20	\$725.75	\$858.50	\$7,508.08
FY 2024	\$212.00	\$4,401.00	\$2,450.00	\$3,392.00	\$10,455.00
FY 2025	\$428.00	\$562.00	\$406.00	\$432.00	\$1,828.00
FY 2026	\$215.00	\$0.00	\$0.00	\$0.00	\$215.00

Constable Pct. 3 - Dispatch/Calls*

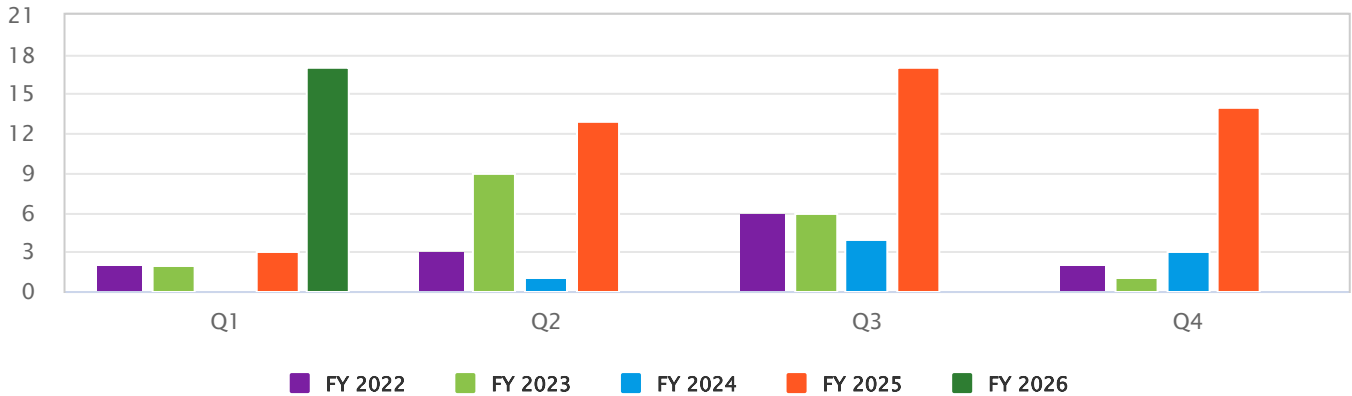


	Q1	Q2	Q3	Q4	Total	% Change
FY 2022	2,184	2,268	2,059	2,223	8,734	0.0
FY 2023	953	2,543	2,249	812	6,557	(24.93%)
FY 2024	2,062	2,412	2,415	2,963	9,852	50.25%
FY 2025	2,590	2,881	2,612	2,702	10,785	9.47%
FY 2026	2,594	-	-	-	2,594	(75.95%)

CONSTABLE, PCT. 3

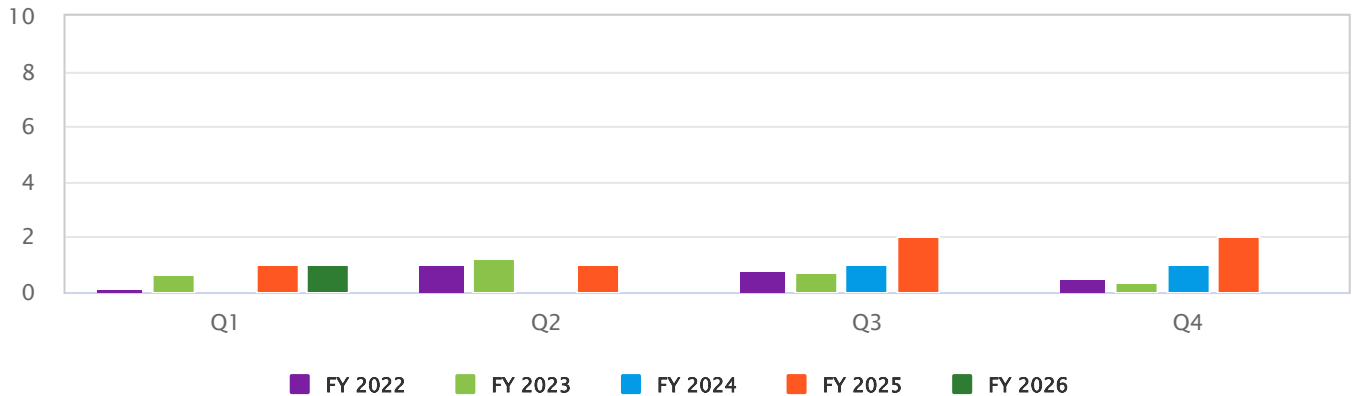
Public Safety

Constable Pct. 3 - Number of Arrests Made



	Q1	Q2	Q3	Q4	Total
FY 2022	2	3	6	2	13
FY 2023	2	9	6	1	18
FY 2024	-	1	4	3	8
FY 2025	3	13	17	14	47
FY 2026	17	-	-	-	17

Constable Pct. 3 - Average Warrants Cleared per Arrest



	Q1	Q2	Q3	Q4	Total
FY 2022	0.17	1.00	0.83	0.50	2.50
FY 2023	0.67	1.23	1	0.33	2.96
FY 2024	-	-	1.00	1.00	2.00
FY 2025	1.00	1.00	2.00	2.00	6.00
FY 2026	1.00	-	-	-	1.00

CONSTABLE, PCT. 3

Public Safety

Writ Division

Specialized program that deals with the court ordered attempt to collect judgments handed down by the courts in Civil Law Cases. This needs to be a specialized division, requiring one full time Deputy Constable and requires specialized training on state statutes on what property the defendant has that is subject to levy and sale of the non exempt personal property. Writs carry a large amount of liability for the office, the Deputy and the County if the writ is incorrectly executed and property is not seized and sold, or if the incorrect property is seized and sold.

FY 2026 Goals & Objectives

- > To have well trained, well educated individuals that can work well under pressure and make good, sound, swift decisions when working writs and know how to research land deed records and other records to determine what property is subject to levy and sale.
- > To work with writs in a professional, efficient, diligent and effective manner and to treat all citizens fairly while working within the framework of Texas Statutes and Laws.

CONSTABLE, PCT. 4

Public Safety

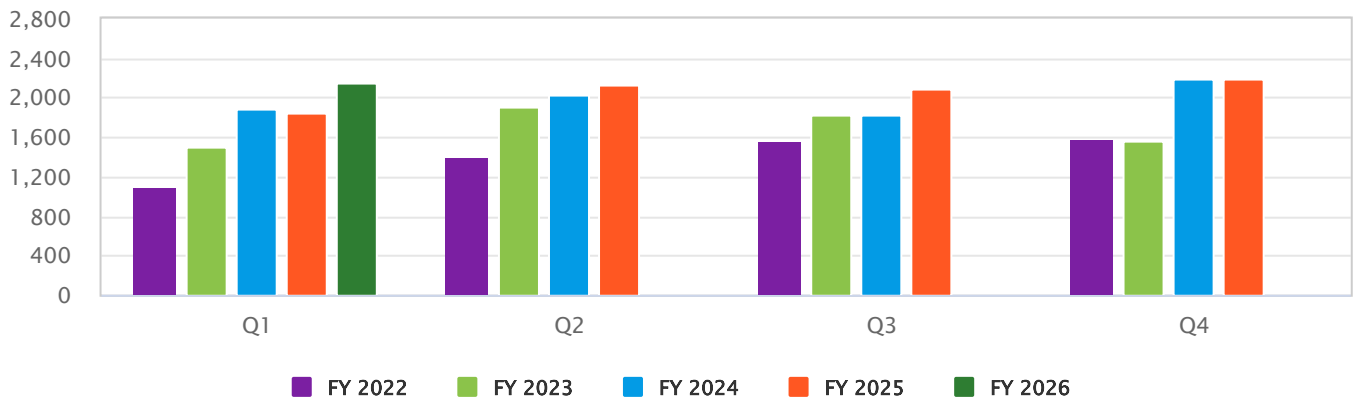
Major Programs Civil

Clerks process and deputies deliver all civil court documents such as citations, evictions, subpoenas, notices and restraining orders. Deputies work writs of possessions, attachments, garnishments and orders of sale, executions, and sequestrations. To professionally and efficiently execute all civil court documents in a timely and cost-effective manner.

FY 2026 Goals & Objectives

- > To increase customer service through awareness, flexibility and diligence.
- > To continue establishing and maintaining an open line of communication with attorneys and plaintiffs.
- > To be diligent in always improving customer service.
- > To continue to work closely with the County Clerk, District Clerk, County Courts, District Courts and Justice Courts.
- > To develop and implement new technology to increase support for Clerks, Courts, attorneys and plaintiffs.

Constable Pct. 4 - Papers Received



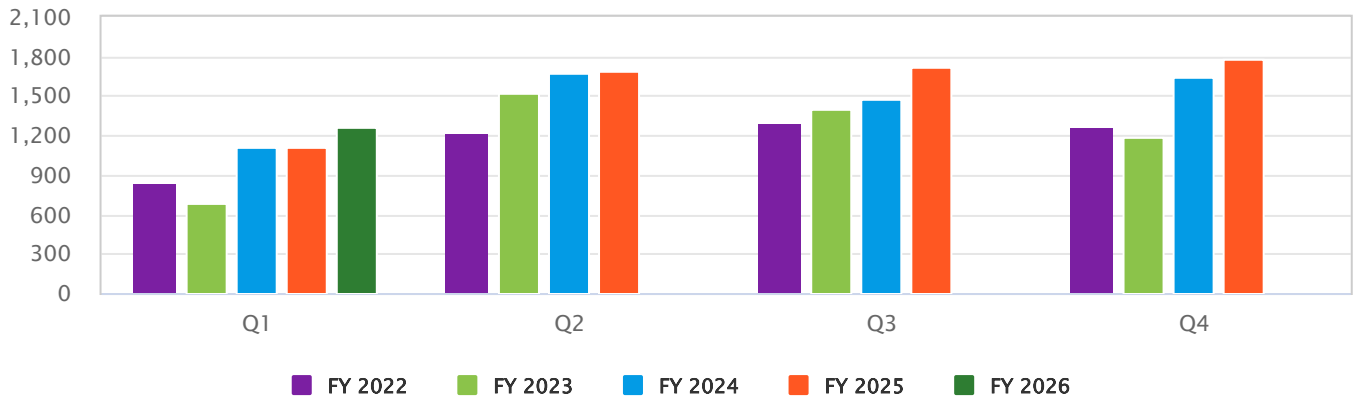
	Q1	Q2	Q3	Q4	Total	% Change
FY 2022	1,100	1,397	1,557	1,584	5,638	0.0
FY 2023	1,498	1,916	1,816	1,560	6,790	20.43%
FY 2024	1,879	2,030	1,821	2,187	7,917	16.60%
FY 2025	1,855	2,126	2,094	2,193	8,268	4.43%
FY 2026	2,142	-	-	-	2,142	(74.09%)

***NOTE: FY 2023 - YTD FY 2026 Deputy count updated for proper field/district allocation.

CONSTABLE, PCT. 4

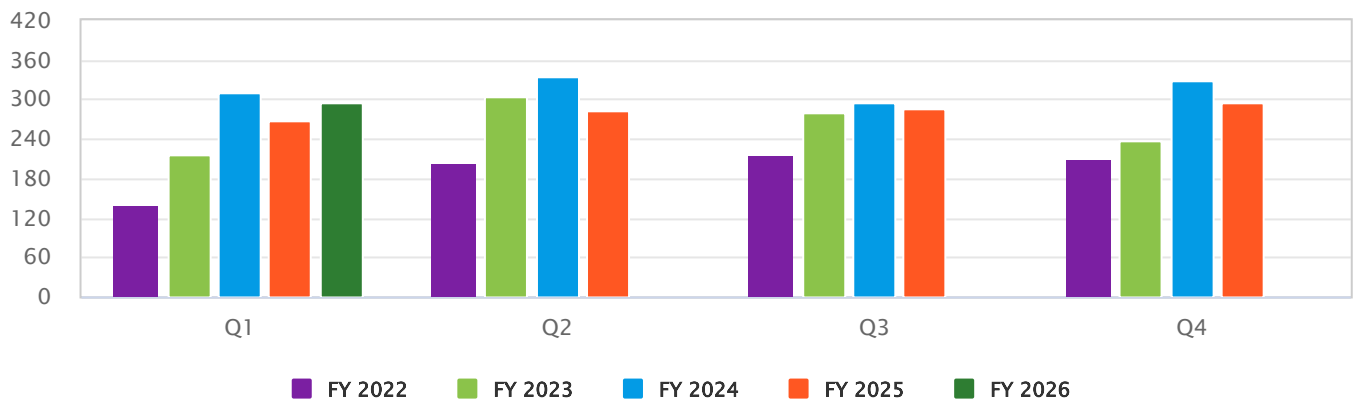
Public Safety

Constable Pct. 4 - Papers Served



	Q1	Q2	Q3	Q4	Total	% Change
FY 2022	832	1,217	1,299	1,266	4,614	0.0
FY 2023	684	1,522	1,395	1,191	4,792	3.86%
FY 2024	1,109	1,679	1,482	1,650	5,920	23.54%
FY 2025	1,114	1,691	1,720	1,773	6,298	6.39%
FY 2026	1,774	-	-	-	1,774	(71.83%)

Constable Pct. 4 - Papers Served per Deputy

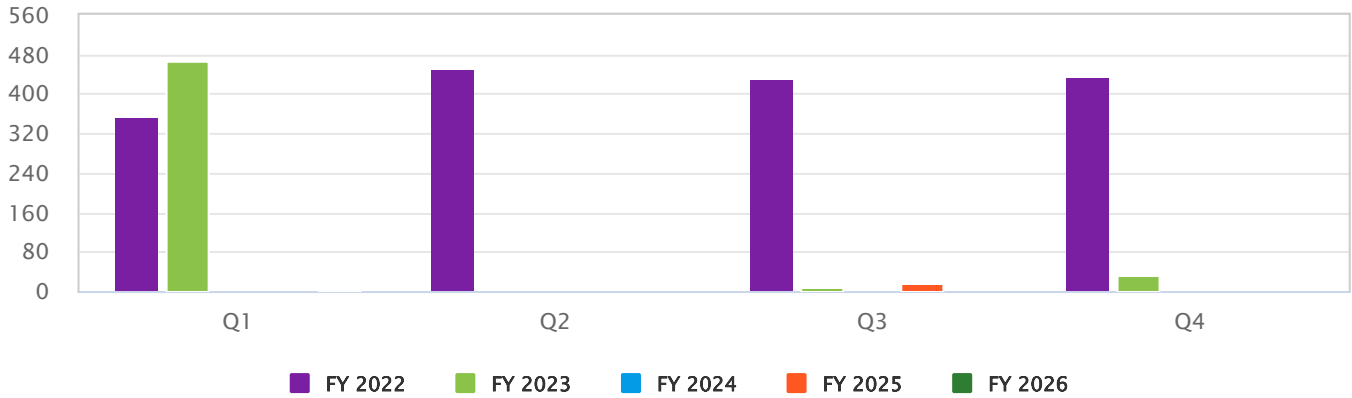


	Q1	Q2	Q3	Q4	Average
FY 2022	139	203	217	211	192.25
FY 2023	216	304	279	238	259.45
FY 2024	310	336	296	330	318.00
FY 2025	267	282	287	296	283.00
FY 2026	296	-	-	-	296.00

CONSTABLE, PCT. 4

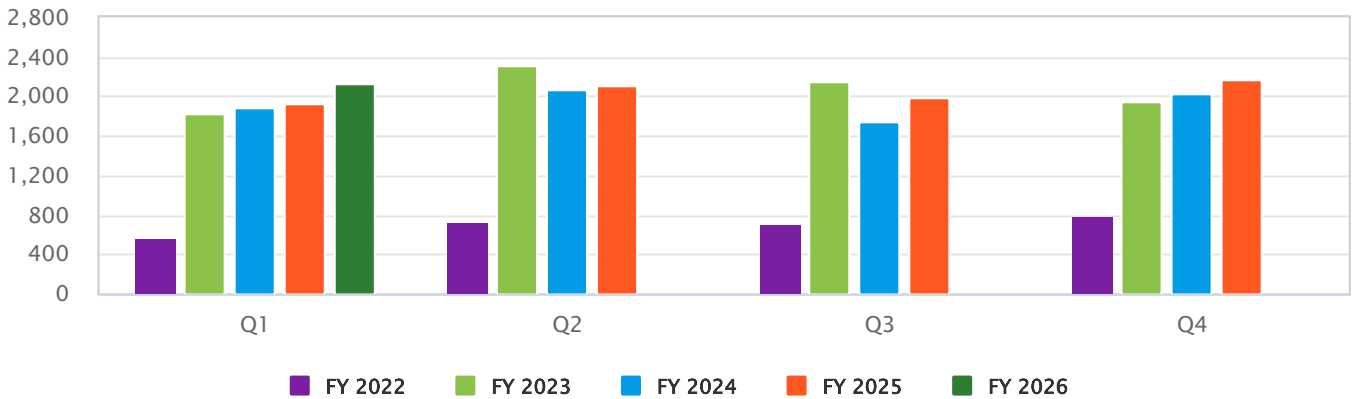
Public Safety

Constable Pct. 4 - Papers Unserved/Active



	Q1	Q2	Q3	Q4	Total	% Change
FY 2022	352	449	432	436	1,669	0.0
FY 2023	465	2	10	33	510	(69.44%)
FY 2024	-	-	-	1	1	(99.80%)
FY 2025	2	1	15	2	20	1900.00%
FY 2026	5	-	-	-	5.00	(75.00%)

Constable Pct. 4 - Total Papers Cleared

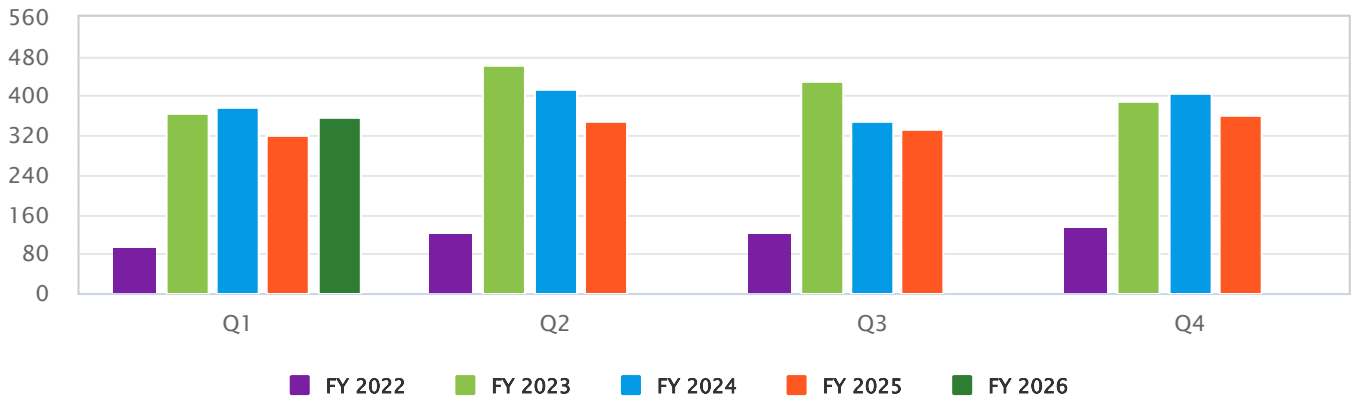


	Q1	Q2	Q3	Q4	Total	% Change
FY 2022	562	730	720	800	2,812	0.0
FY 2023	1,823	2,314	2,155	1,946	8,238	192.96%
FY 2024	1,877	2,066	1,749	2,028	7,720	(6.29%)
FY 2025	1,932	2,101	1,990	2,169	8,192	6.11%
FY 2026	2,134	-	-	-	2,134	(73.95%)

CONSTABLE, PCT. 4

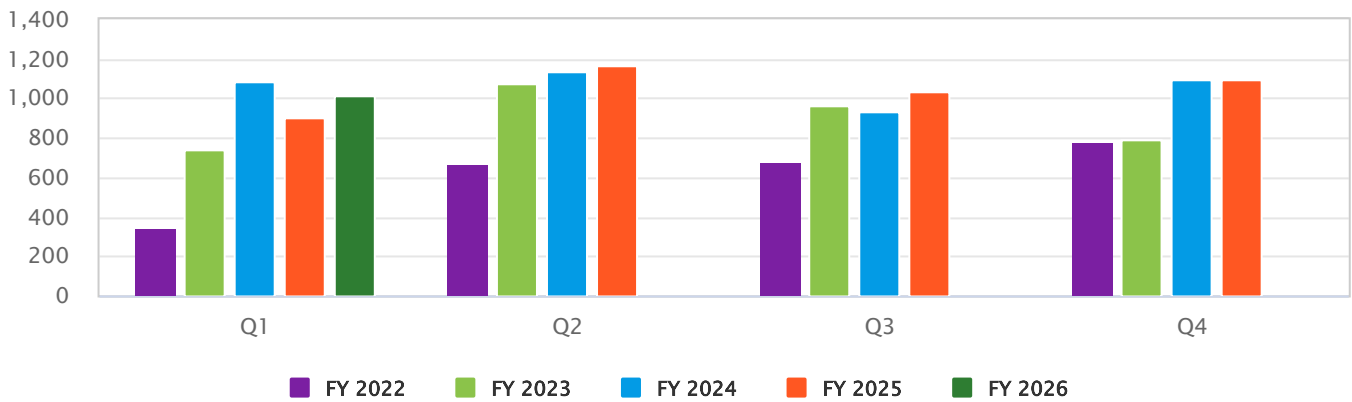
Public Safety

Constable Pct. 4 - Total Papers Cleared per Deputy



	Q1	Q2	Q3	Q4	Average
FY 2022	94	122	120	133	117.17
FY 2023	365	463	431	389	411.90
FY 2024	375	413	350	406	386.00
FY 2025	322	350	332	362	341.50
FY 2026	356	-	-	-	356.00

Constable Pct. 4 - Number of Number of Forcible Papers Received

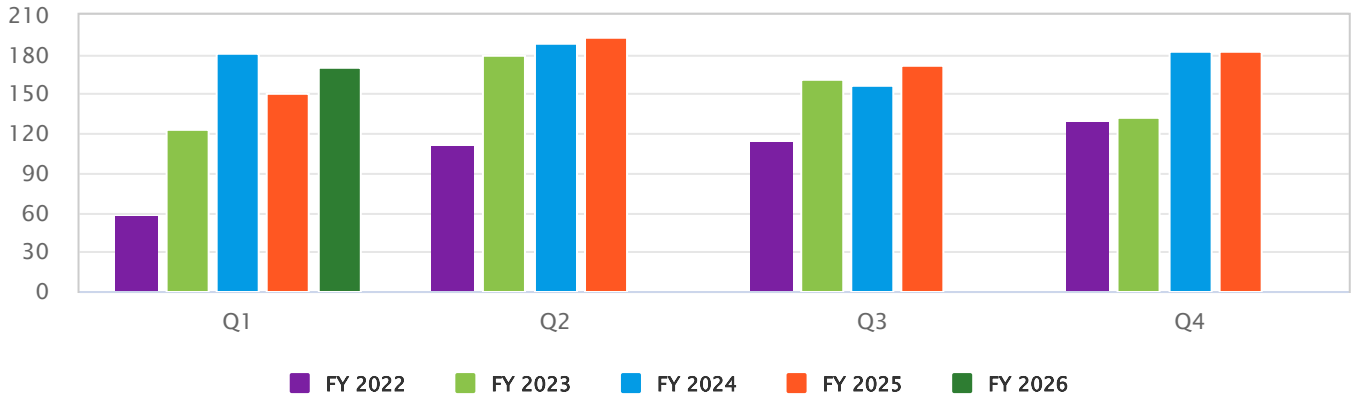


	Q1	Q2	Q3	Q4	Total	% Change
FY 2022	349	667	681	780	2,477	0.0
FY 2023	740	1,074	965	790	3,569	44.09%
FY 2024	1,083	1,133	935	1,094	4,245	18.94%
FY 2025	902	1,164	1,034	1,094	4,194	(1.20%)
FY 2026	1,018	-	-	-	1,018	(75.73%)

CONSTABLE, PCT. 4

Public Safety

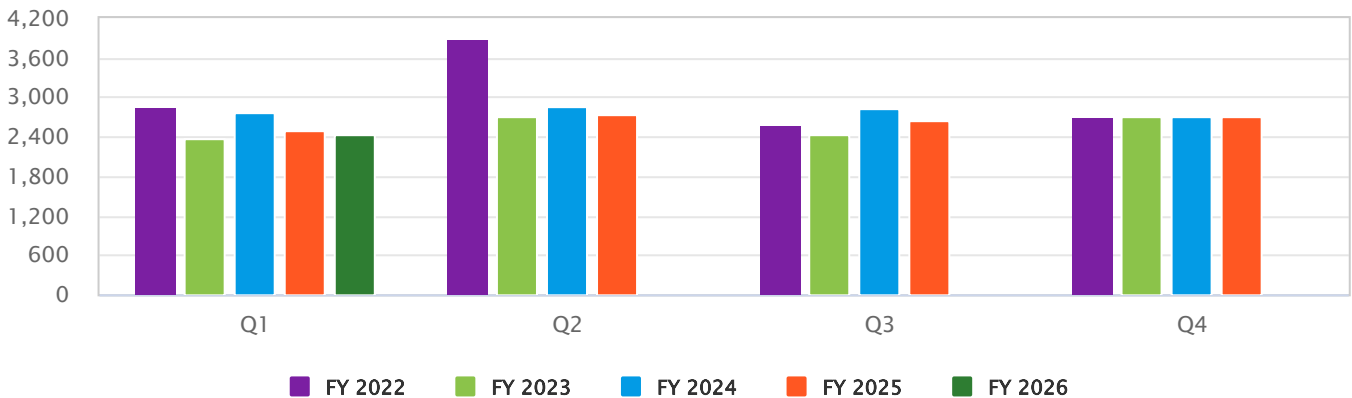
Constable Pct. 4 - Number of Forcible Papers Received per Deputy



* Along with Writs of Possession-Eviction, Forcible is one of the most time consuming type of paper processed and served by Constable Offices.

	Q1	Q2	Q3	Q4	Tot/Deputy	% Change
FY 2022	58	111	114	130	412.83	0.0
FY 2023	123	179	161	132	594.83	44.09%
FY 2024	181	189	156	182	708.00	19.02%
FY 2025	150	194	172	182	698.00	(1.41%)
FY 2026	170	-	-	-	170.00	(75.64%)

Constable Pct. 4 - Total Attempts

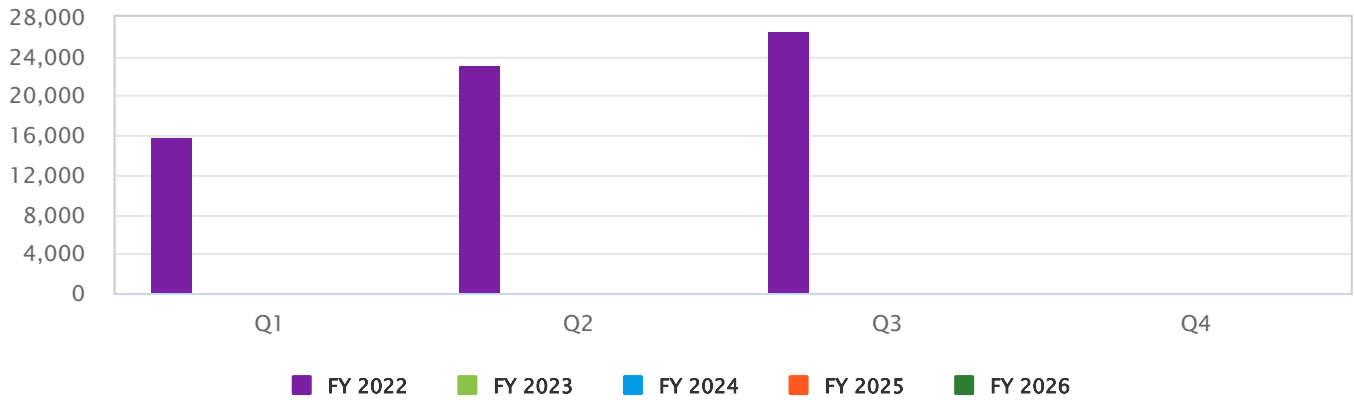


	Q1	Q2	Q3	Q4	Total	% Change
FY 2022	2,870	3,906	2,592	2,714	12,082	0.0
FY 2023	2,381	2,720	2,425	2,717	10,243	(15.22%)
FY 2024	2,770	2,858	2,829	2,707	11,164	8.99%
FY 2025	2,505	2,729	2,637	2,702	10,573	(5.29%)
FY 2026	2,440	-	-	-	2,440	(76.92%)

CONSTABLE, PCT. 4

Public Safety

Constable Pct. 4 - Miles Driven



	Q1	Q2	Q3	Q4	Total	% Change
FY 2022	15,804	23,183	26,571	-	65,558	0.0
FY 2023	-	-	-	-	-	(100.00%)
FY 2024	-	-	-	-	-	-%
FY 2025	-	-	-	-	-	-%
FY 2026	-	-	-	-	-	-%

CONSTABLE, PCT. 4

Public Safety

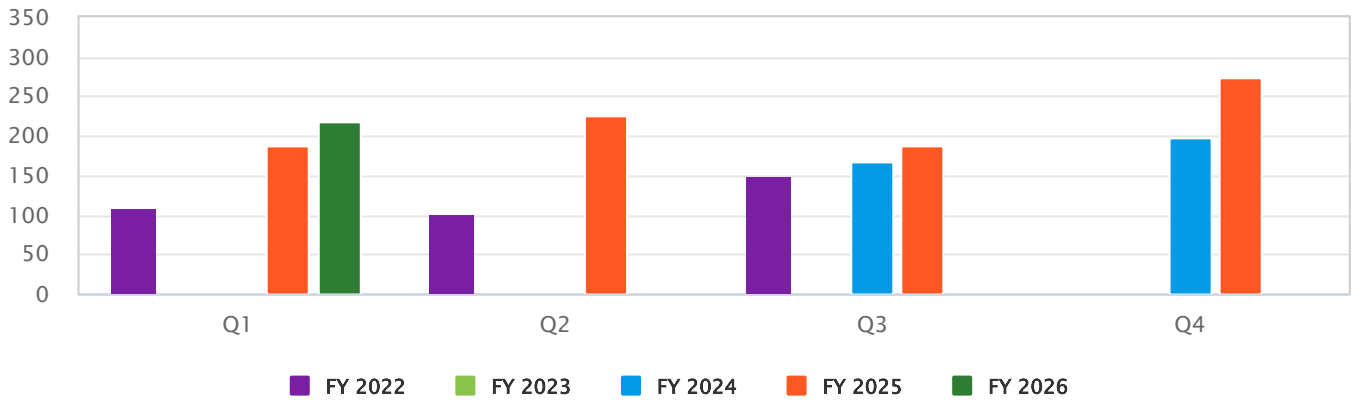
Court Security

Protect the Judge & Staff of the court and to ensure order in a court session, keeping order of the jury and custody of the prisoners while in the court. Protecting and securing the building, employees and visitors during business hours.

FY 2026 Goals & Objectives

- > To ensure the safety of the Judge and court staff by providing security as court bailiff.

Constable Pct. 4 - Bailiff Hours



* This information is collected by the Chief Deputy

	Q1	Q2	Q3	Q4	Total	% Change
FY 2022	110	102	151	-	362	0.0
FY 2023	-	-	-	-	-	(100.00%)
FY 2024	-	-	168	198	366	-%
FY 2025	187	226	188	273	874	138.80%
FY 2026	218	-	-	-	218	(75.06%)

CONSTABLE, PCT. 4

Public Safety

PUBLIC SAFETY

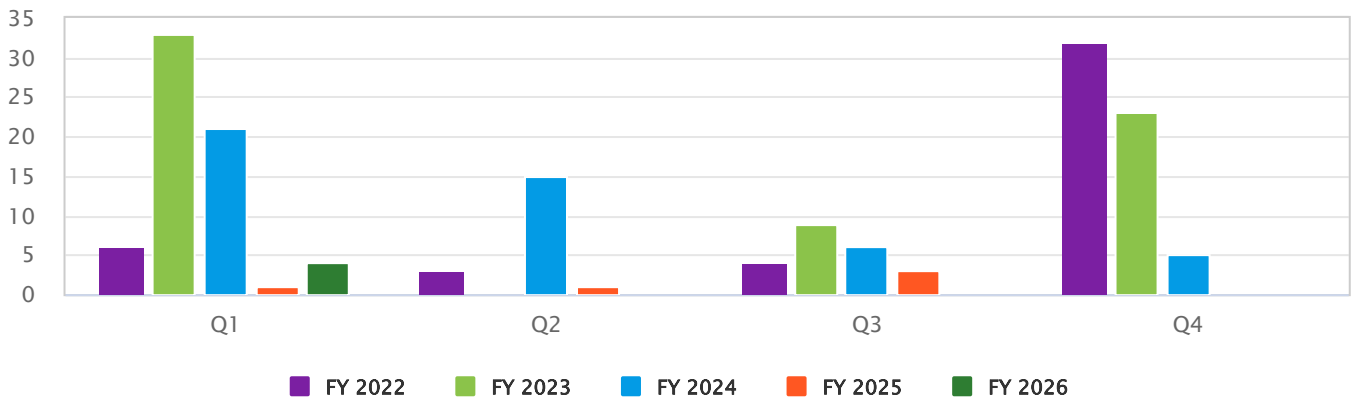
Warrant

Clerks process and deputies execute all warrants issued by the court, such as traffic warrants, hot check warrants, toll way warrants and anyone found to have outstanding misdemeanor or felony warrants. To professionally and efficiently execute all criminal court documents in a timely and cost-effective manner. Constable’s are mandated by the State of Texas to diligently execute all warrants issued to their office by any District, County or Justice Court.

FY 2026 Goals & Objectives

- > To pro-actively reduce the thousands of Class-C Collin County Justice of the Peace warrants.
- > To quickly respond to District, County and Justice Court judges requests to immediately apprehend violators and bring them to the respective court.
- > To provide all payment options available to those wanted on Class-C warrants to avoid incarceration and additional County expense to taxpayers. Failing that, violators will be placed in the County jail.
- > To continue to develop and maintain relationships with other area local, county, state and federal agencies in apprehending fugitives.
- > To utilize all possible means available in locating and arresting fugitives from justice.
- > To develop and implement new technology to increase efficiency and reduce expense in the issuance and maintenance of Class C warrants through electronic warrants.

Constable Pct. 4 - Warrants Received

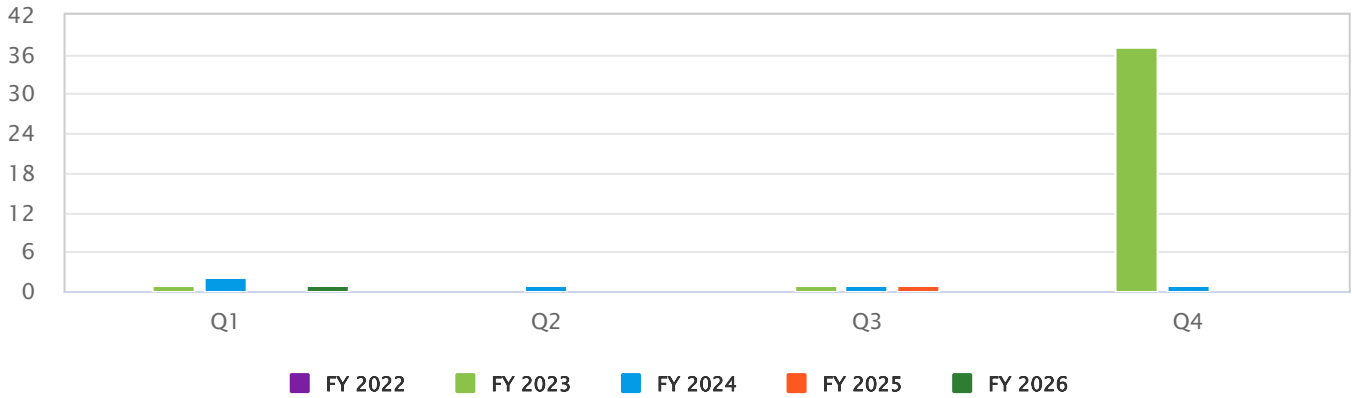


	Q1	Q2	Q3	Q4	Total	% Change
FY 2022	6	3	4	32	45	0.0
FY 2023	33	-	9	23	65	44.44%
FY 2024	21	15	6	5	47	(27.69%)
FY 2025	1	1	3	-	5	(89.36%)
FY 2026	4	-	-	-	4	(20.00%)

CONSTABLE, PCT. 4

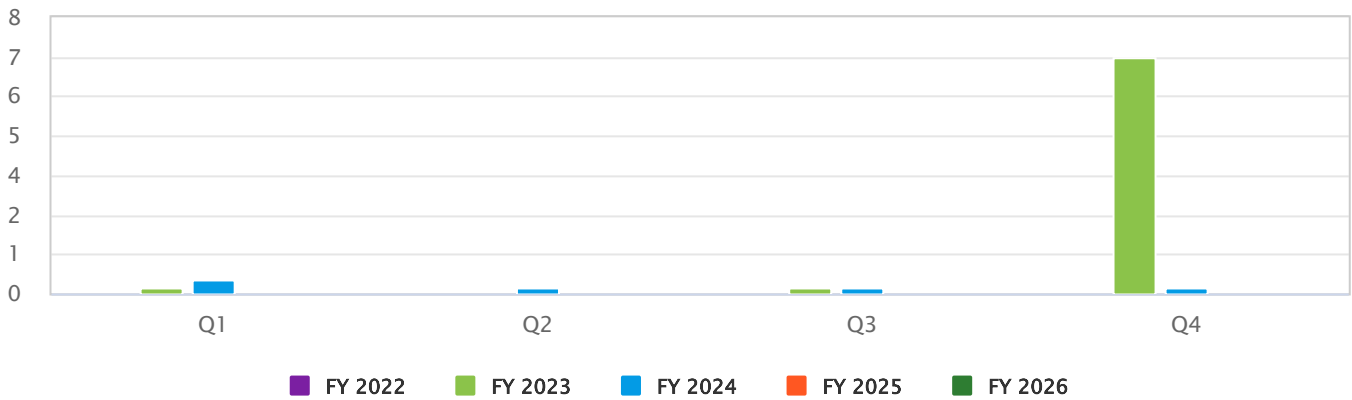
Public Safety

Constable Pct. 4 - Warrants Served



	Q1	Q2	Q3	Q4	Total
FY 2022	-	-	-	-	-
FY 2023	1	-	1	37	39
FY 2024	2	1	1	1	5
FY 2025	-	-	1	-	1
FY 2026	1	-	-	-	1

Constable Pct. 4 - Warrants Served per Deputy

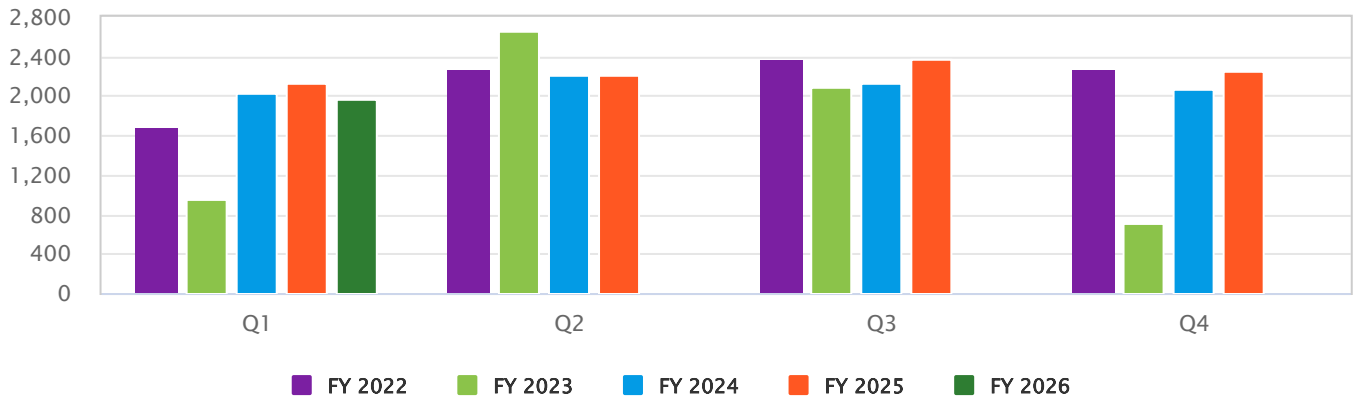


	Q1	Q2	Q3	Q4	Total
FY 2022	-	-	-	-	-
FY 2023	0	-	0	7	8
FY 2024	0	0	0	0	1
FY 2025	-	-	-	-	-
FY 2026	-	-	-	-	-

CONSTABLE, PCT. 4

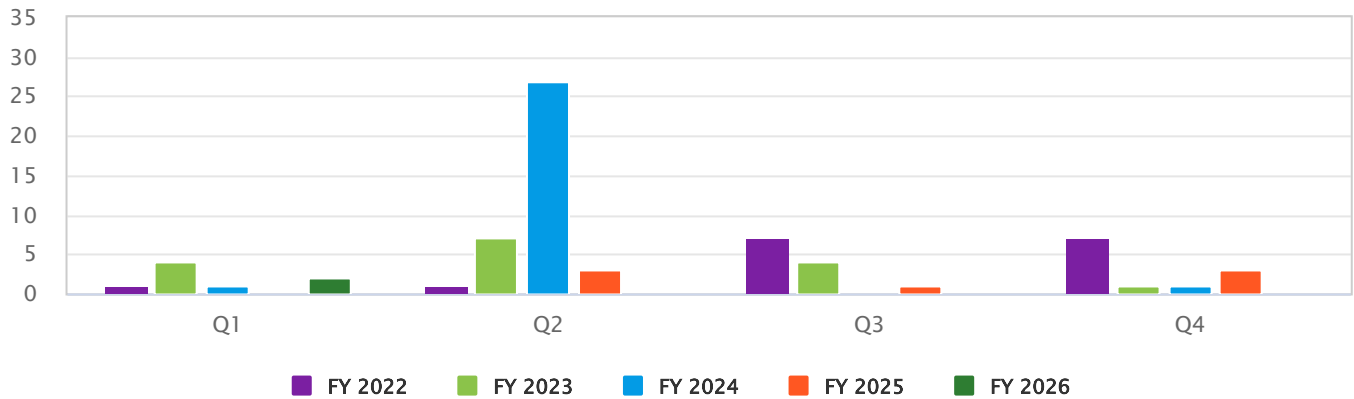
Public Safety

Constable Pct. 4 - Dispatch/Calls



	Q1	Q2	Q3	Q4	Total	% Change
FY 2022	1,676	2,273	2,377	2,275	8,601	0.0
FY 2023	956	2,655	2,092	705	6,408	(25.50%)
FY 2024	2,033	2,207	2,130	2,072	8,442	31.74%
FY 2025	2,132	2,217	2,372	2,251	8,972	6.28%
FY 2026	1,960	-	-	-	1,960	(78.15%)

Constable Pct. 4 Number of Arrests Made

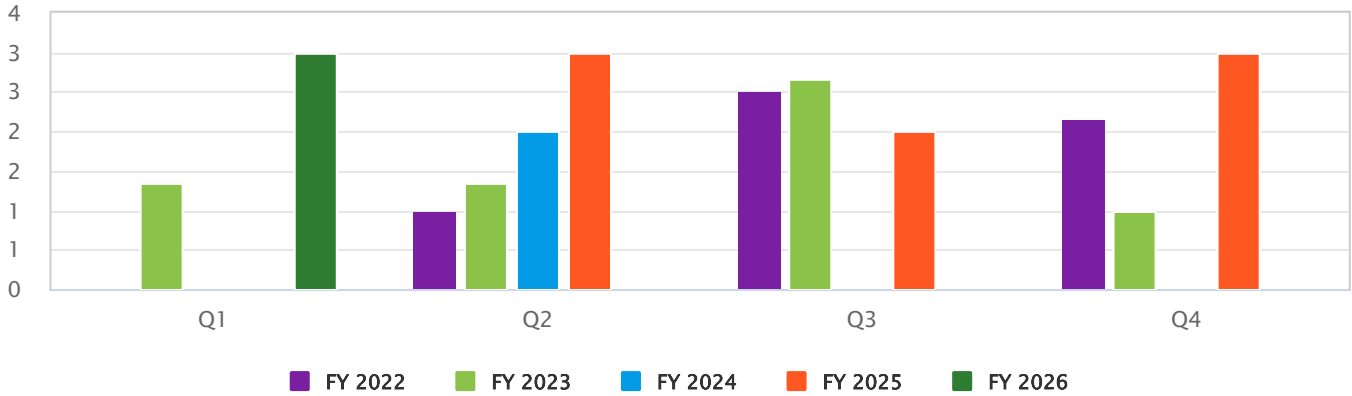


	Q1	Q2	Q3	Q4	Total
FY 2022	1	1	7	7	16
FY 2023	4	7	4	1	16
FY 2024	1	27	-	1	29
FY 2025	-	3	1	3	7
FY 2026	2	-	-	-	2

CONSTABLE, PCT. 4

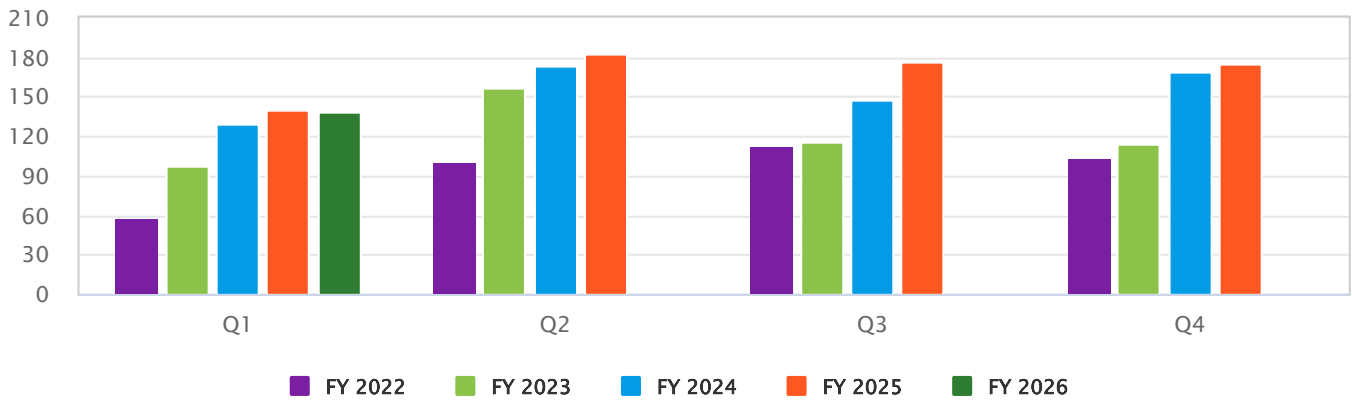
Public Safety

Constable Pct. 4 Average Warrants Cleared per Arrest



	Q1	Q2	Q3	Q4	Total
FY 2022	-	1	3	2	5.67
FY 2023	1	1	3	1	6.33
FY 2024	-	2	-	-	2.00
FY 2025	-	3	2	3	8.00
FY 2026	3	-	-	-	3.00

Constable Pct. 4 Number of Writs of Possession – Eviction (Issued)

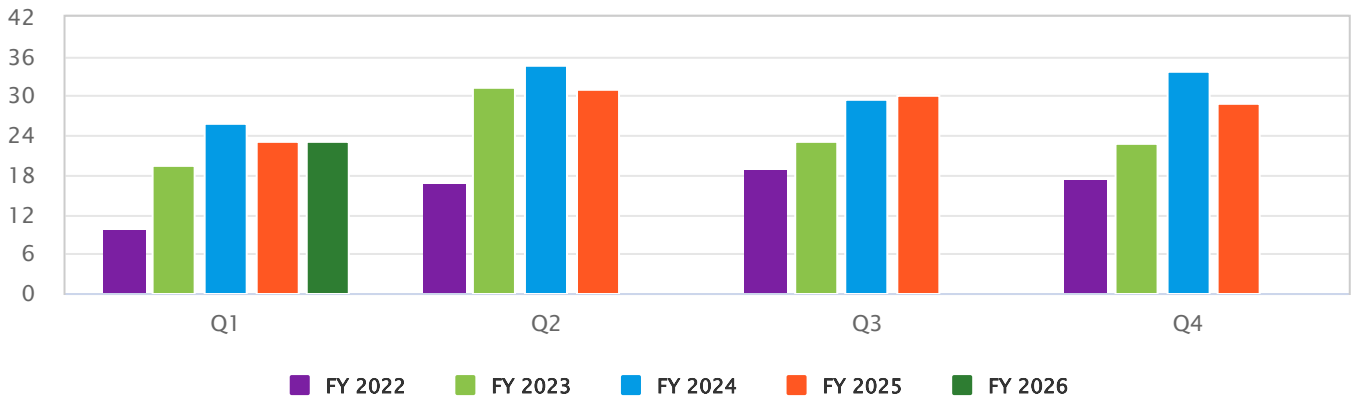


	Q1	Q2	Q3	Q4	Total
FY 2022	58	100	113	103	374
FY 2023	98	156	116	114	484
FY 2024	129	173	148	169	619
FY 2025	140	183	177	175	675
FY 2026	138	-	-	-	138

CONSTABLE, PCT. 4

Public Safety

Constable Pct. 4 Number of Writs of Possession – Eviction per Deputy



	Q1	Q2	Q3	Q4	Total
FY 2022	10	17	19	17	62
FY 2023	20	31	23	23	97
FY 2024	26	35	30	34	124
FY 2025	23	31	30	29	113
FY 2026	23	-	-	-	23

CONSTABLE, PCT. 4

Public Safety

Administrative

Overseeing all office operations and functions. Providing assistance to customers by answering calls, documenting and tracking complaints and compliments, collecting money for service fees coming in mail and through personal visits. Providing support and assistance to office personnel by processing time and reporting to payroll, preparing schedules, ordering supplies, making travel arrangements for training, and tracking state mandated training requirements. Assisting with the office budget, accounts, bookkeeping & deposits and providing administrative support by preparing required monthly reports and conducting both interviews and evaluation processes.

FY 2026 Goals & Objectives

- > To continue to train and educate all staff in efforts to maximize efficiency in all areas of operation within the office.

Education

Deputies are mandated by the state to maintain more training and education hours than other Texas Peace Officers. In addition, it is the policy of this office to require continuous training and education for clerks and deputies in fields related to their specific duties. It is the goal of this office to employ the most qualified, highly trained and most motivated peace officers and clerks in the state.

DEVELOPMENT SERVICES

Public Safety

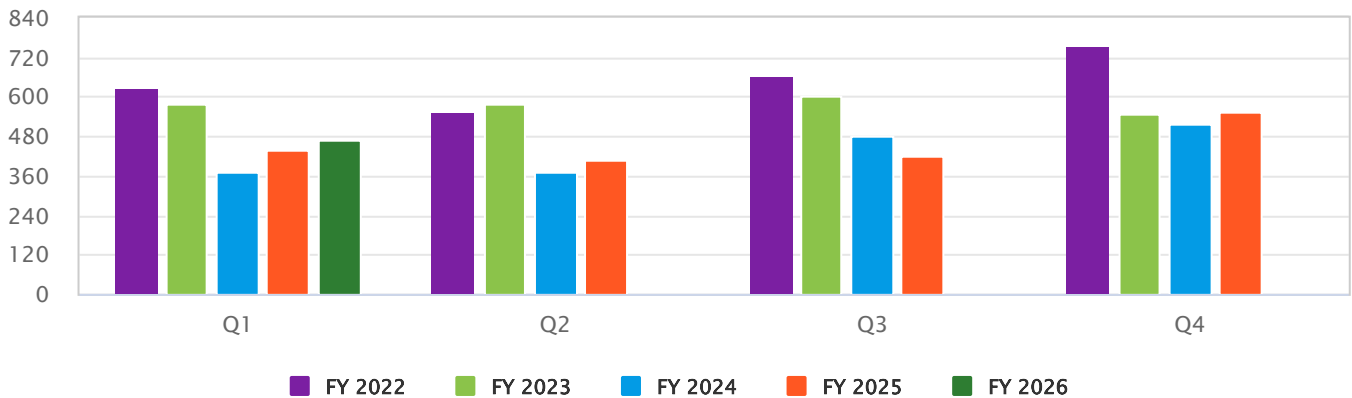
Building Inspections

Verify that all individuals performing electrical and plumbing work on structures in jurisdiction are appropriately licensed and that all electrical, plumbing and structural work performed meets the currently adopted codes to protect the health, safety, and property of citizens as reported from H.T.E.

Goals & Objectives

1. Complete all building inspections within 25 working days from the date the request was made 90% of the time.
2. To resolve 50% of outstanding permits by September 30th of each fiscal year.

Total Inspections

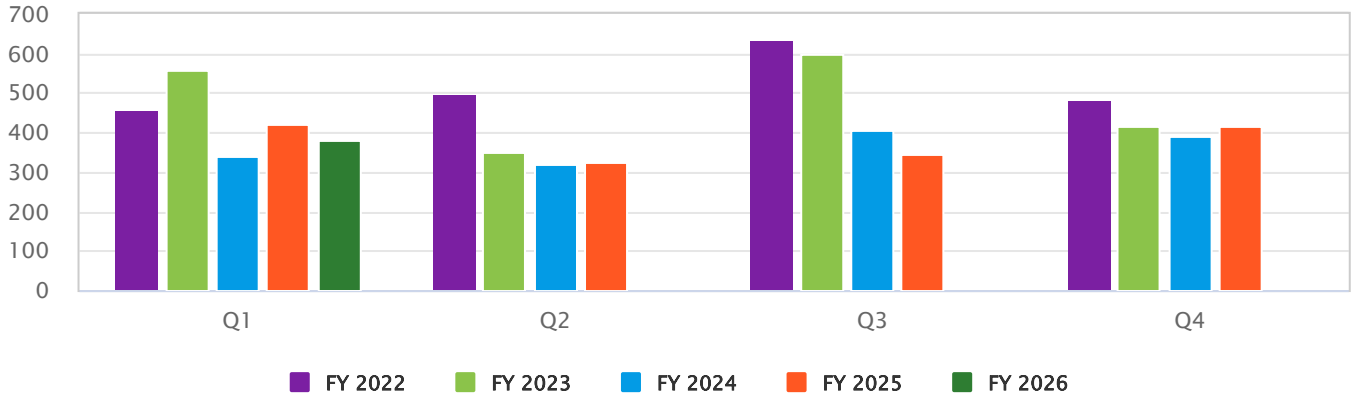


	Q1	Q2	Q3	Q4	Total	% Change
FY 2022	627	551	664	754	2,596	0.0
FY 2023	580	576	601	550	2,307	(11%)
FY 2024	372	373	481	515	1,741	(25%)
FY 2025	439	407	417	552	1,815	4%
FY 2026	467	-	-	-	467	(74%)
Average	497	477	541	593	1,785	0.0

DEVELOPMENT SERVICES

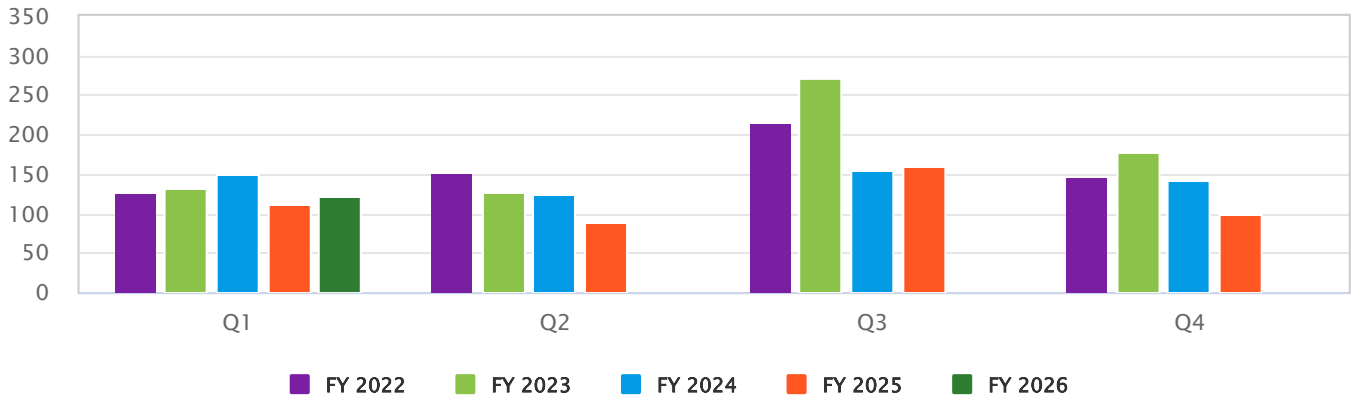
Public Safety

Residential Inspections



	Q1	Q2	Q3	Q4	Total	% Change
FY 2022	456	498	636	482	2,072	0.0
FY 2023	560	352	601	418	1,931	(7%)
FY 2024	338	322	408	393	1,461	(24%)
FY 2025	421	327	344	418	1,510	3%
FY 2026	382	-	-	-	382	(75%)
Average	431	375	497	428	1,471	0.0

Commercial Inspections



	Q1	Q2	Q3	Q4	Total	% Change
FY 2022	126	152	215	148	641	0.0
FY 2023	131	126	271	177	705	10%
FY 2024	150	124	154	142	570	(19%)
FY 2025	111	88	160	99	458	(20%)
FY 2026	122	-	-	-	122	(73%)
Average	128	123	200	142	499	0.0

DEVELOPMENT SERVICES

Public Safety

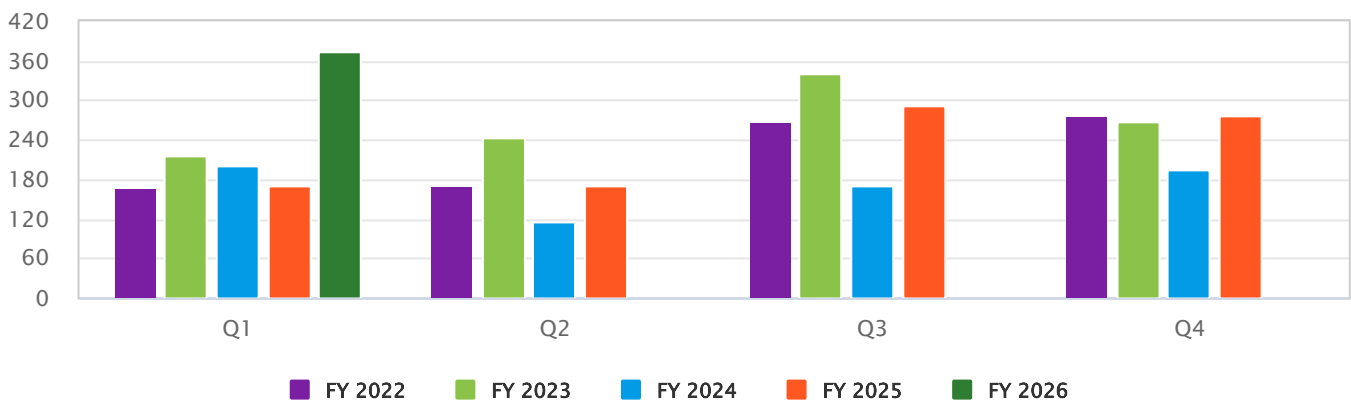
Environmental Health

Permit and inspect all food establishments, schools, day care centers, nursing homes and public swimming pools to verify compliance with all applicable health and safety codes. Respond to and work to abate all West Nile Virus, and or mosquito complaints, food-borne illness, communicable disease, environmental contamination, and other environmental health complaints. Review applications for Mass Gatherings and inspect gathering locations for compliance throughout events. Information is reported through H.T.E.

Goals & Objectives

1. Immediately abate environmental or public health threats by responding to severe environmental threats within one working day of receipt and non-critical environmental threats within 2 working days of receipt 90% of the time.
2. Determine 3-strategic, static locations in our area of jurisdiction to trap mosquitoes 10-times throughout the season in order to determine the presence of West Nile Virus positive mosquito pools and initiate treatment before infection occurs.
3. To perform trapping in 8% of suspect areas surrounding human or equine confirmed cases (that we are notified of) West Nile Virus in an attempt to determine the source.

Health Inspections



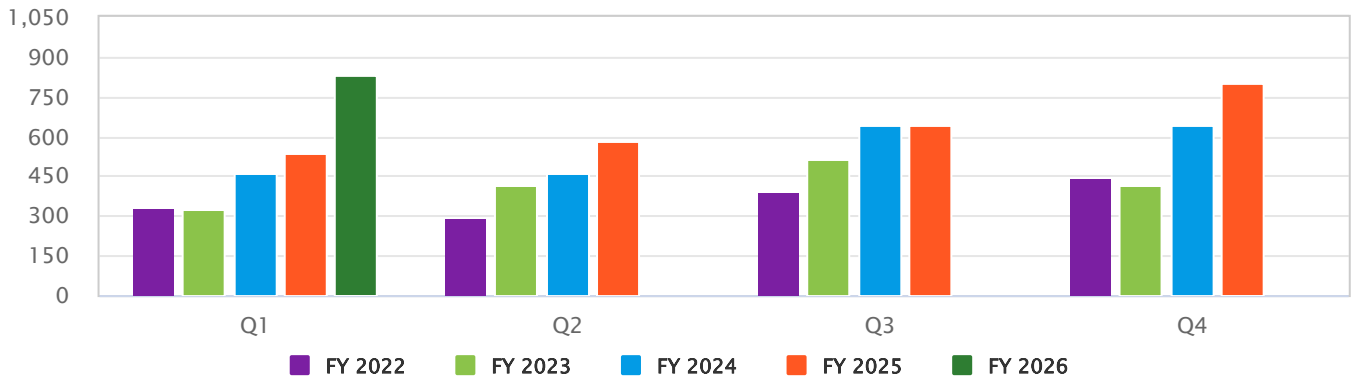
	Q1	Q2	Q3	Q4	Total
FY 2022	168	170	269	278	885
FY 2023	216	244	340	269	1,069
FY 2024	200	115	169	195	679
FY 2025	171	170	291	276	908
FY 2026	374	-	-	-	374
Average	226	175	267	255	783

DEVELOPMENT SERVICES

Public Safety

PUBLIC SAFETY

On-Site Sewage Facility (OSSF) Combined Activity



	Q1	Q2	Q3	Q4	Total	% Change
FY 2022	333	298	390	448	1,469	0.0
FY 2023	325	414	516	415	1,670	14%
FY 2024	463	460	644	641	2,208	32%
FY 2025	539	580	642	799	2,560	16%
FY 2026	830	-	-	-	830	(68%)
Average	498	438	548	576	1,747	0.0

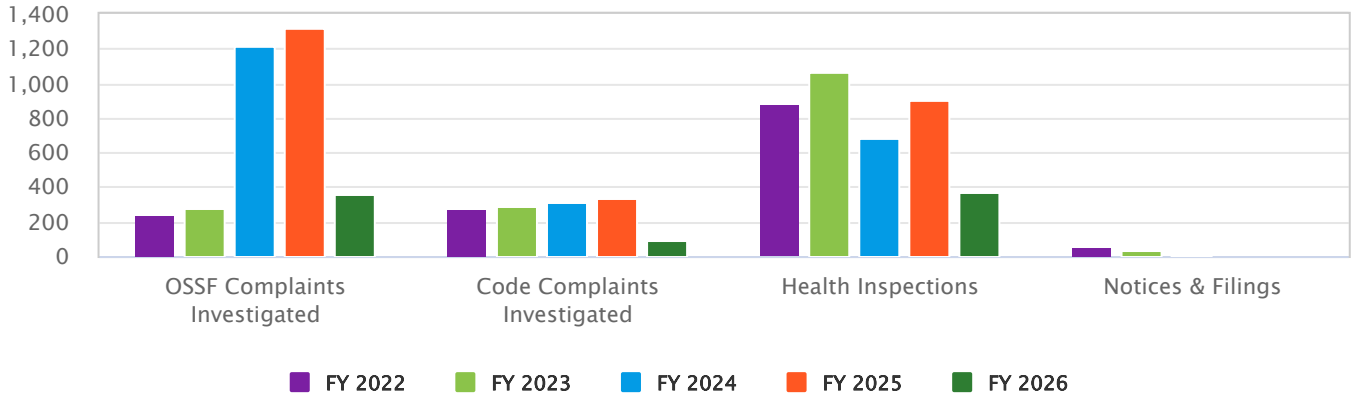
COMBINED ACTIVITY: *Complaints Investigated, Health Inspections and Notices & Filings*

DEVELOPMENT SERVICES

Public Safety

PUBLIC SAFETY

OSSF History



OSSF Summary	OSSF Complaints Investigated	Code Complaints Investigated	Health Inspections	Notices & Filings	% increase in Notices & Filings
FY 2022	247	281	885	56	0.0
FY 2023	280	292	1,069	29	-48%
FY 2024	1,210	313	679	6	-79%
FY 2025	1,315	337	908	-	-100%
FY 2026	362	94	374	-	0%
Average	683	306	885	23	0.0

Notices & Filings: *Certified Notices of Public Nuisance & charges filed with the court in connection with the OSSF program.*

DEVELOPMENT SERVICES

Public Safety

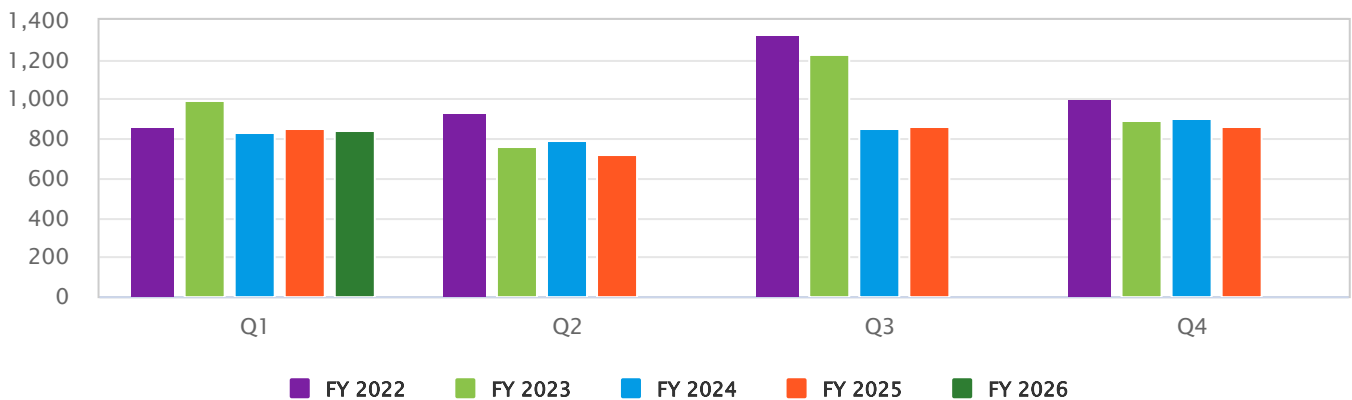
Permitting

Input, Review for compliance with County Reqs and State Laws; issue all permits (electrical, plumbing, health, OSSF); verify all required licenses, track changes and re-inspections, schedule, print and result all inspection requests, update and maintain permit files; issue licenses to operate OSSF. Permit information as reported from H.T.E.

Goals & Objectives

1. Issue permits or written notice of deficiencies in the application materials within 25 working days of receipt of administratively complete application 80% of the time.

Total Permits Issued



	Q1	Q2	Q3	Q4	Total	% Change
FY 2022	861	931	1,330	1,004	4,126	0.0
FY 2023	999	763	1,227	894	3,883	(6%)
FY 2024	835	793	857	905	3,390	(13%)
FY 2025	849	722	858	859	3,288	(3%)
FY 2026	841	-	-	-	841	(74%)
Average	877	802	1,068	916	3,106	0.0

FIRE MARSHAL

Public Safety

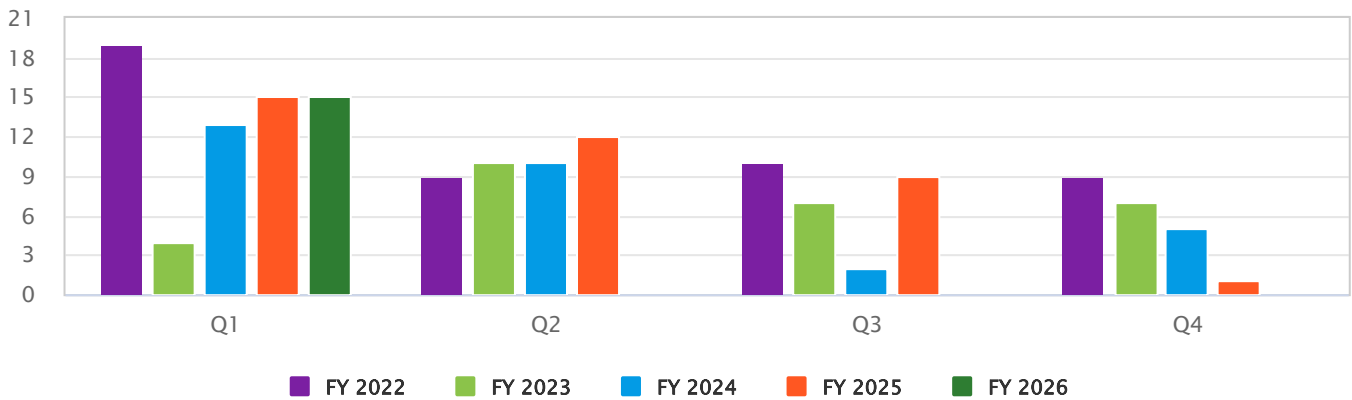
Fire Investigations

The Office of County Fire Marshal is established by a Commissioners’ Court under the authority of Local Government Code 352 County Fire Protection, Subchapter A, Protection of County Residents. 352.013 Investigation of Fires, (a) The County Fire Marshal shall (1) Investigate the cause, origin and circumstances of fires that occur with the county, but outside the municipalities in the county and that destroy or damage property or cause injury; and (2) determine whether a fire was the result of negligent or intentional conduct. The Collin County Fire Marshal’s Office is on call 24/7 to respond to calls of fires and to start an immediate investigation as required by statute. Investigations are collected and reported by the Fire Marshal Office.

Goals & Objectives

1. Investigate the origin and causes of fires in unincorporated areas of Collin County and within municipalities upon request in accordance with State Statute, LGC 352.

Structure Fire Investigations

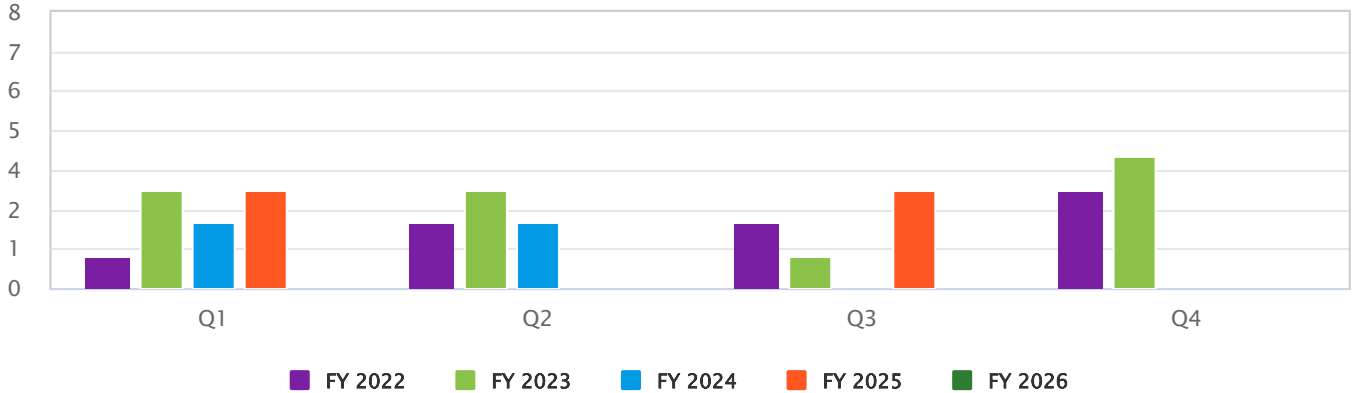


	Q1	Q2	Q3	Q4	Total
FY 2022	19	9	10	9	47
FY 2023	4	10	7	7	28
FY 2024	13	10	2	5	30
FY 2025	15	12	9	1	37
FY 2026	15	-	-	-	15
Average	13	10	7	6	31

FIRE MARSHAL

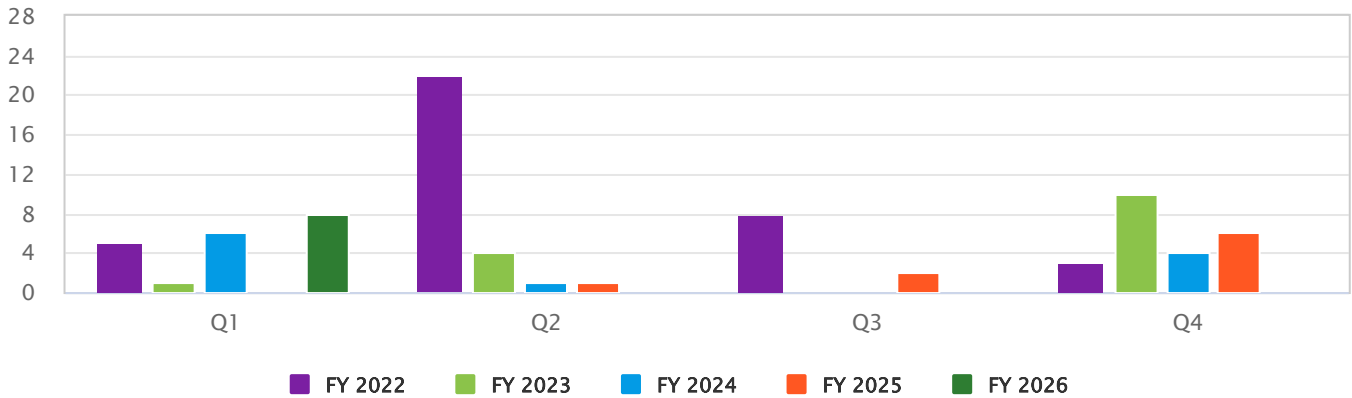
Public Safety

Vehicle Fire Investigations



	Q1	Q2	Q3	Q4	Total
FY 2022	1	2	2	3	8
FY 2023	3	3	1	4	11
FY 2024	2	2	-	-	4
FY 2025	3	-	3	-	6
FY 2026	-	-	-	-	-
Average	2	2	2	2	6

Wild Land Fire Investigations

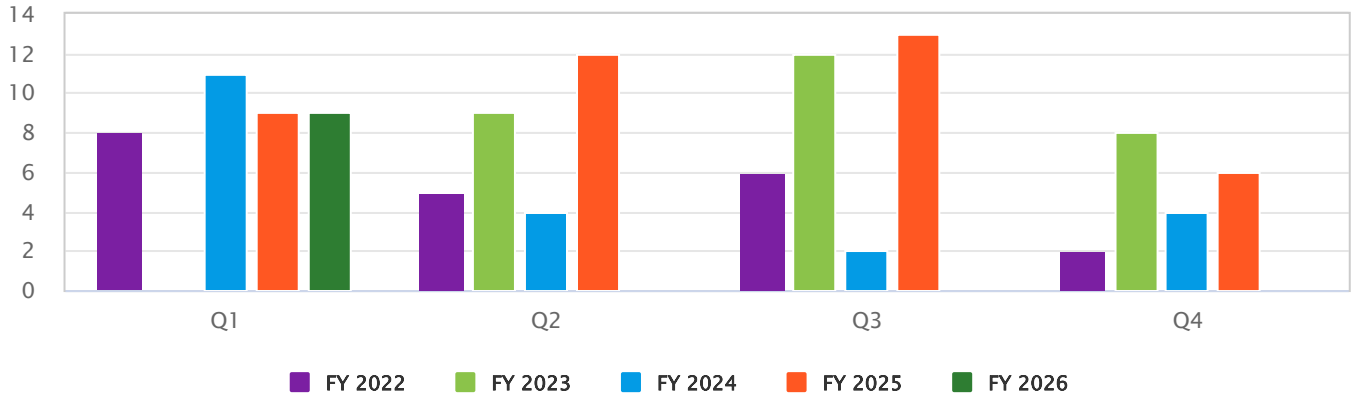


	Q1	Q2	Q3	Q4	Total
FY 2022	5	22	8	3	38
FY 2023	1	4	-	10	15
FY 2024	6	1	-	4	11
FY 2025	-	1	2	6	9
FY 2026	8	-	-	-	8
Average	4	7	3	6	16

FIRE MARSHAL

Public Safety

Assisting Other Agencies



	Q1	Q2	Q3	Q4	Total
FY 2022	8	5	6	2	21
FY 2023	-	9	12	8	29
FY 2024	11	4	2	4	21
FY 2025	9	12	13	6	40
FY 2026	9	-	-	-	9
Average	7	8	8	5	24

FIRE MARSHAL

Public Safety

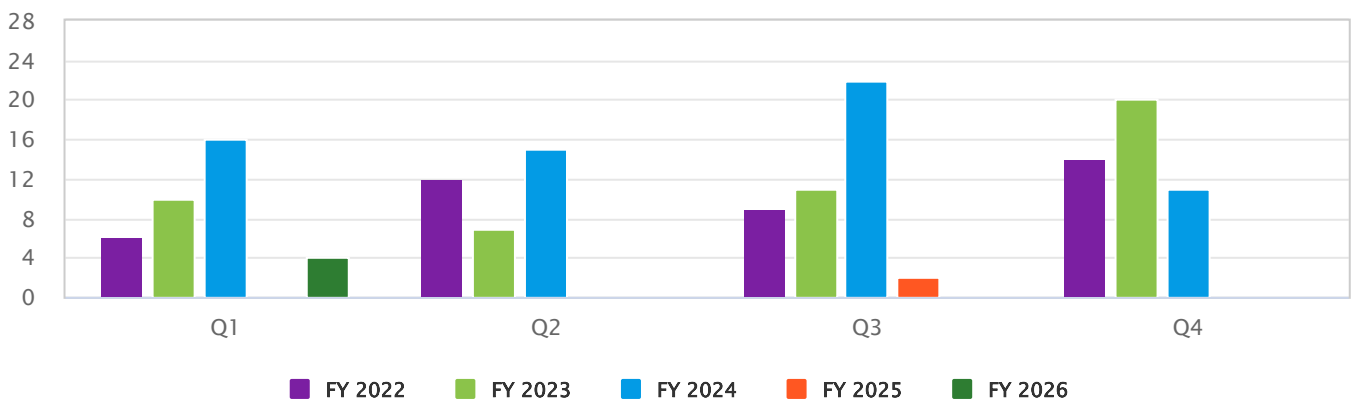
Nuisance Abatement

The Collin County Fire Marshal has been appointed by Commissioners' Court as the Abatement Officer by authority of Texas Health and Safety Code 343 Public Nuisance Prohibited, Section 343.022 Abatement Procedures. Most of the complaints regarding nuisances are from citizen complaints either by phone, letter, email or in person. Staff assigned to investigate and determine if there is in fact a violation and Texas Health and Safety Code 343 outlines the procedures to be taken. Complaints are collected and reported by the Fire Marshal Office.

Goals & Objectives

- > To receive and investigate violations of the Texas Health Code Chapter 343.011, Public Nuisance Prohibited.

Complaints Received

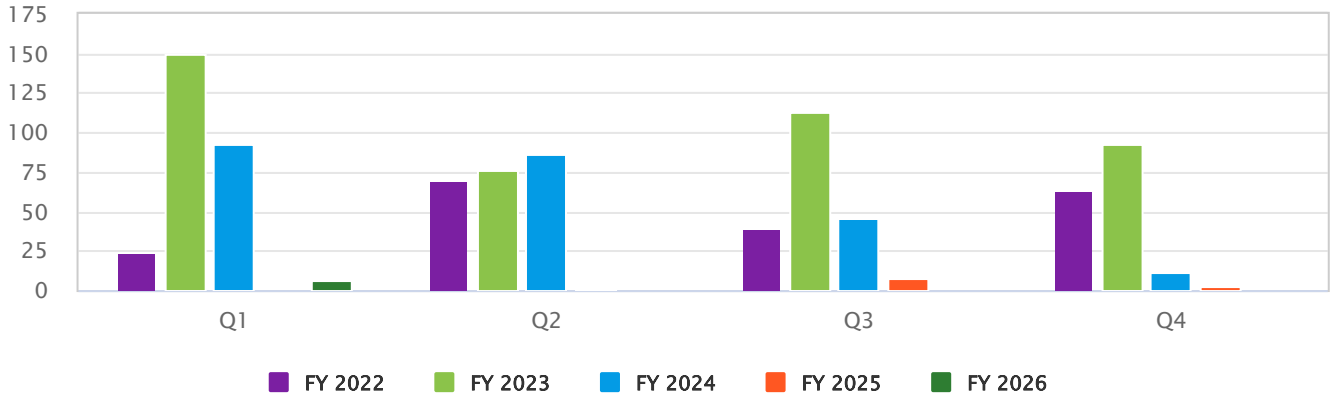


	Q1	Q2	Q3	Q4	Total
FY 2022	6	12	9	14	41
FY 2023	10	7	11	20	48
FY 2024	16	15	22	11	64
FY 2025	-	-	2	-	2
FY 2026	4	-	-	-	4
Average	7	9	11	11	32

FIRE MARSHAL

Public Safety

Complaints Investigated



	Q1	Q2	Q3	Q4	Total
FY 2022	24	70	39	64	197
FY 2023	150	76	113	92	431
FY 2024	93	86	46	11	236
FY 2025	-	1	7	2	10
FY 2026	6	-	-	-	6
Average	55	58	51	42	176

FIRE MARSHAL

Public Safety

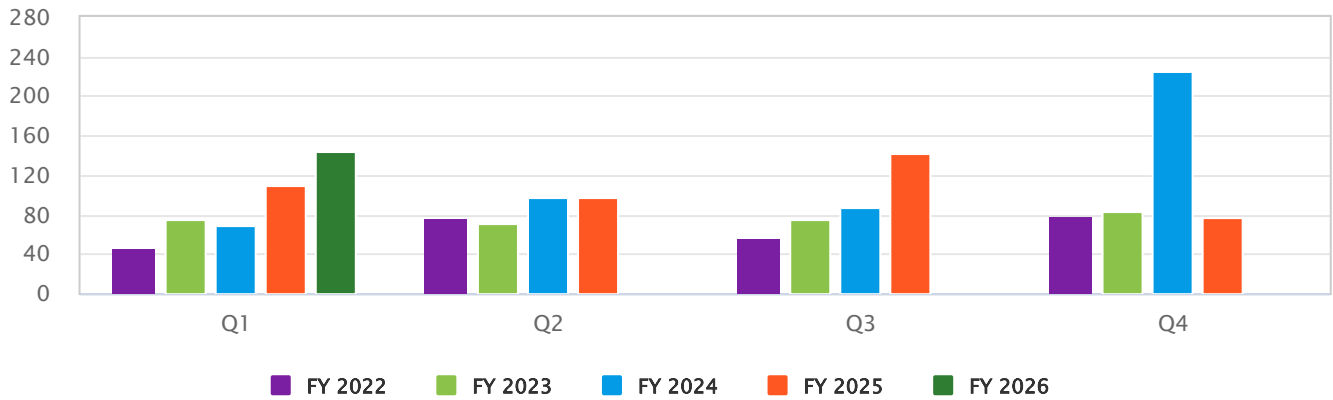
Inspections Business

The Collin County Fire Marshal has been appointed by Commissioners’ Court as the Abatement Officer by authority of Texas Health and Safety Code 343 Public Nuisance Prohibited, Section 343.022 Abatement Procedures. Most of the complaints regarding nuisances are from citizen complaints either by phone, letter, email or in person. Staff assigned to investigate and determine if there is in fact a violation and Texas Health and Safety Code 343 outlines the procedures to be taken. Complaints are collected and reported by the Fire Marshal Office.

Goals & Objectives

1. To perform fire prevention inspections on all commercial businesses on an annual basis.
2. To provide Public Fire Education through direct contact with citizens who obtain any type of permit from the Fire Marshal’s Office.
3. To conduct an annual inspection on all wrecking and auto salvage yards operating in unincorporated Collin County.

New Commercial Certificates of Occupancy

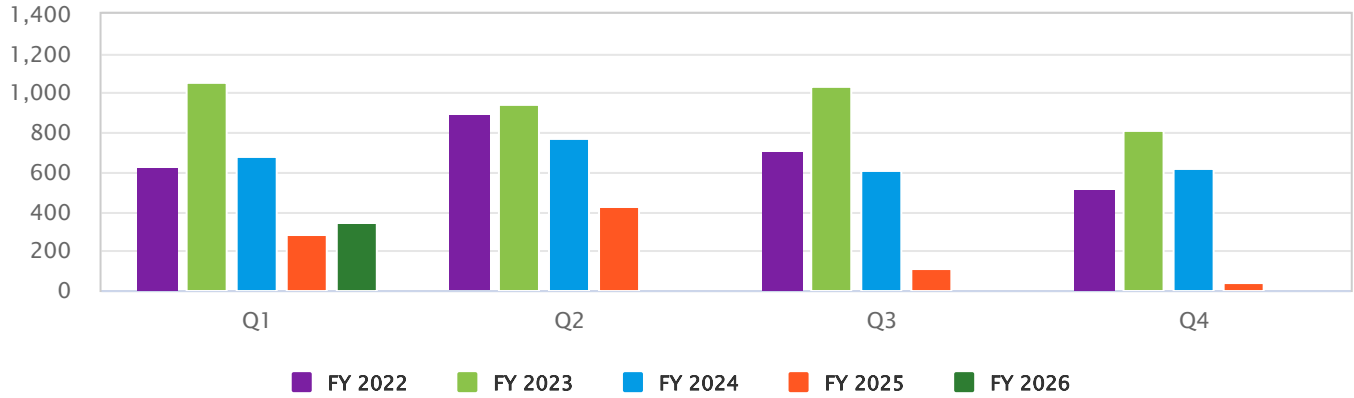


	Q1	Q2	Q3	Q4	Total
FY 2022	47	77	56	79	259
FY 2023	76	71	75	84	306
FY 2024	68	98	88	226	480
FY 2025	109	97	143	78	427
FY 2026	145	-	-	-	145
Average	89	86	91	117	323

FIRE MARSHAL

Public Safety

Commercial Inspections & Reinspections



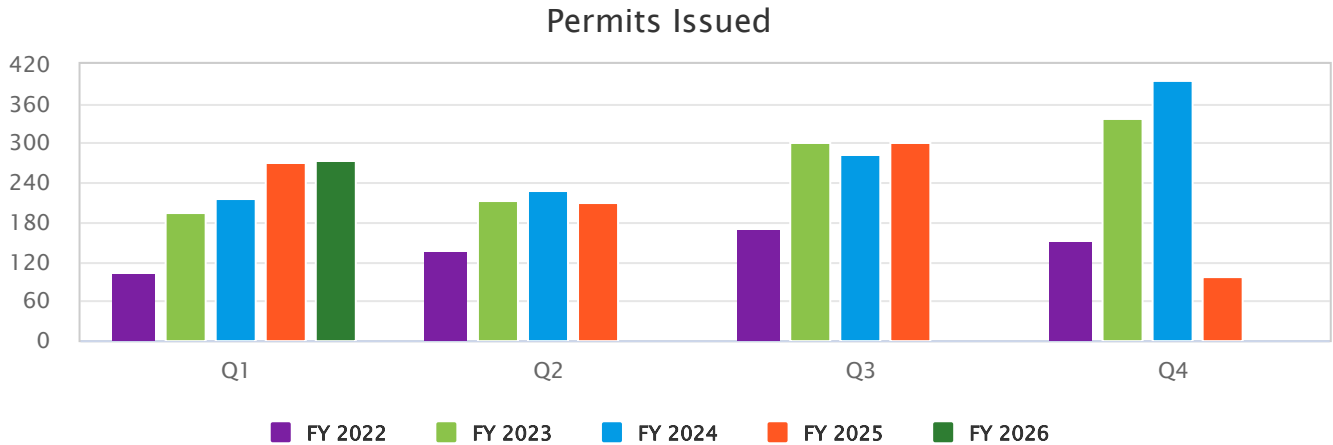
	Q1	Q2	Q3	Q4	Total
FY 2022	627	893	714	513	2,747
FY 2023	1,055	947	1,036	815	3,853
FY 2024	680	773	607	616	2,676
FY 2025	288	431	110	44	873
FY 2026	349	-	-	-	349
Average	600	761	617	497	2,100

FIRE MARSHAL

Public Safety

Permits

The Fire Marshal issues permits for commercial annual inspections, certificates of occupancy, building/plan site reviews, suppression systems, fire alarms and fireworks sales and displays. For each type of permit there is a fee collected. Permit information is collected and reported by the Fire Marshal Office.



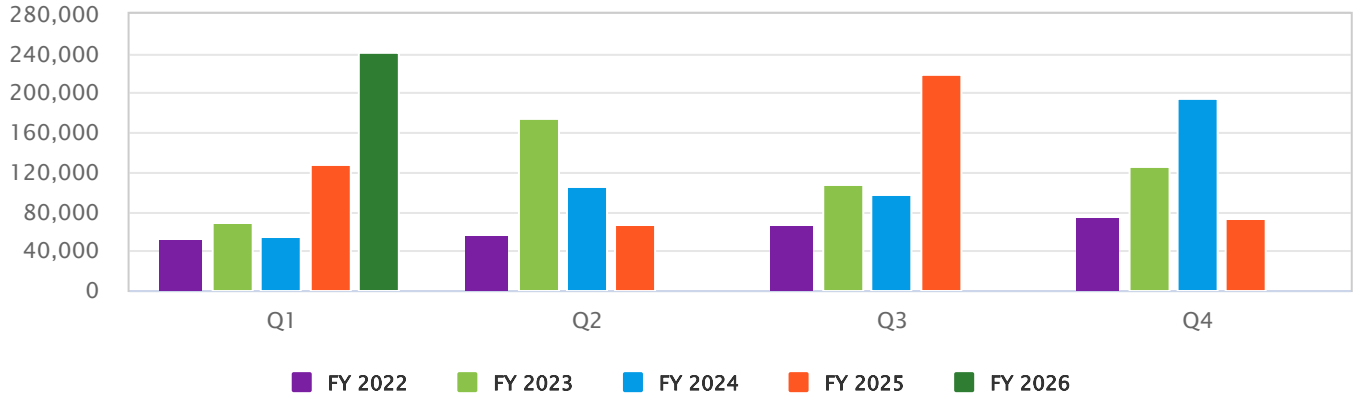
	Q1	Q2	Q3	Q4	Total
FY 2022	103	138	171	153	565
FY 2023	196	212	302	338	1,048
FY 2024	216	228	283	396.0	1,123
FY 2025	270	209	301	97	877
FY 2026	274	-	-	-	274
Average	212	197	264	246	777

FIRE MARSHAL

Public Safety

PUBLIC SAFETY

Fees Collected



	Q1	Q2	Q3	Q4	Total
FY 2022	\$ 53,521	\$ 56,319	\$ 66,361	\$ 75,170	\$ 251,371
FY 2023	\$ 69,902	\$ 174,985	\$ 108,062	\$ 124,835	\$ 477,784
FY 2024	\$ 53,976	\$ 105,820	\$ 97,565	\$ 194,658	\$ 452,019
FY 2025	\$ 128,075	\$ 67,617	\$ 220,104	\$ 72,906	\$ 488,702
FY 2026	\$ 242,267	\$ -	\$ -	\$ -	\$ 242,267
Average	\$ 109,548	\$ 101,185	\$ 123,023	\$ 116,892	\$ 382,429

GIS

Public Safety

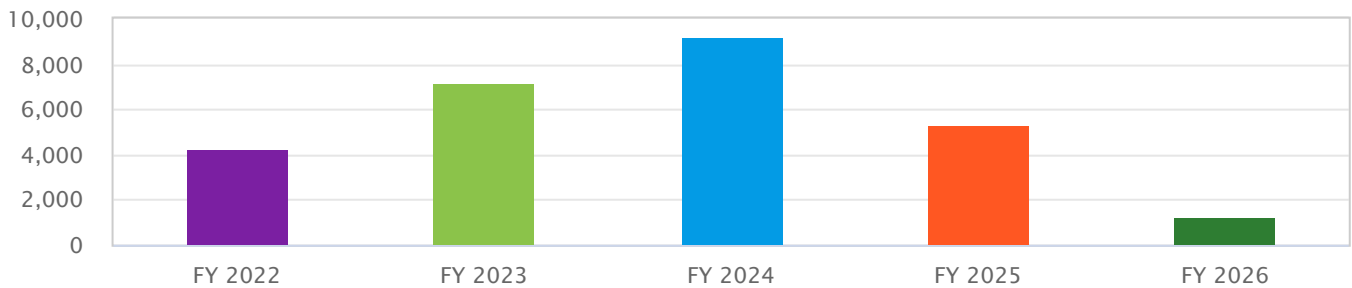
Rural Addressing

Assign e911 emergency response addresses to rural structures of Collin County. The responsibilities of this program are to assign addresses, update the statewide e911 address range database to reflect city annexations and communicate address and changes to the customer, Post Office, Sheriff’s Office and other related agencies. This program is part of the Building Permit work-flow process of Development Services. This program is dependent on the Geospatial Database Management, Application Development, Cartography and Spatial Analysis programs of the GIS Department to be functional. The results of this program benefit Public Works, Auditor’s Office (GASB 34), Sheriff’s Office and the Elections Department. Each of these departments has a vested interest in the accuracy of roads and boundaries.

Goals & Objectives

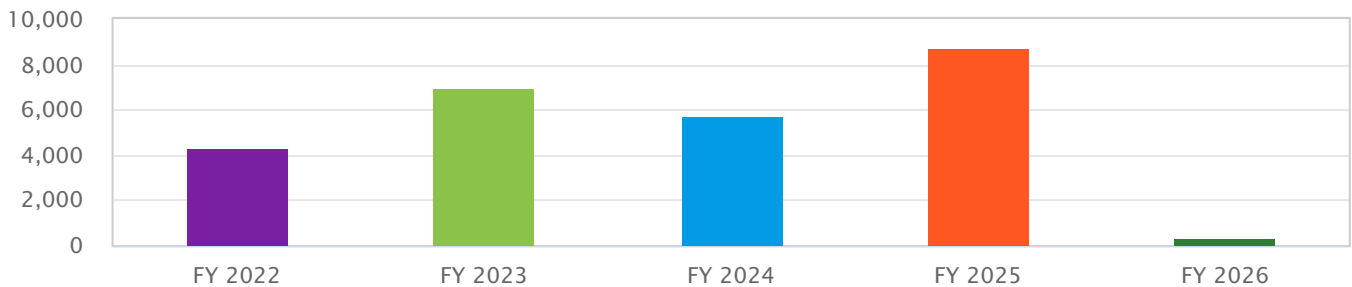
1. To Assign Addresses within 3 business days of receipt 95% of the time.
2. To update Annex / Deannex information within 10 business days of receipt 90% of the time.
3. To process Road Name Petitions within 21 business days of receipt 90% of the time.
4. To update 911 Net system for rural MSAGs within 10 business days of receipt 95% of the time.
5. To make City/County coordinated MSAG recommendations within 10 days for City 911 Net system updates 95% of the time.
6. To communicate with City to update 911 Net system as recommended.
7. Track acreage of land annexed by cities monthly.
8. Track Collin County population.

Number of Addresses Assigned



	FY 2022	FY 2023	FY 2024	FY 2025	FY 2026
# of Addresses Assigned	4,291	7,149	9,199	5,266	1,264

Number of NonGIS City Addresses Added to GIS

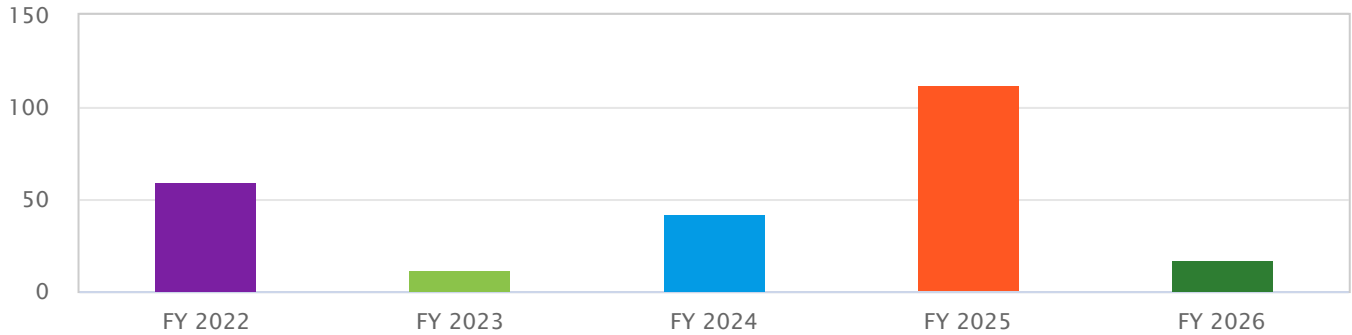


	FY 2022	FY 2023	FY 2024	FY 2025	FY 2026
# of NonGIS City Addresses Added to GIS	4,310	7,017	5,728	8,763	333

GIS

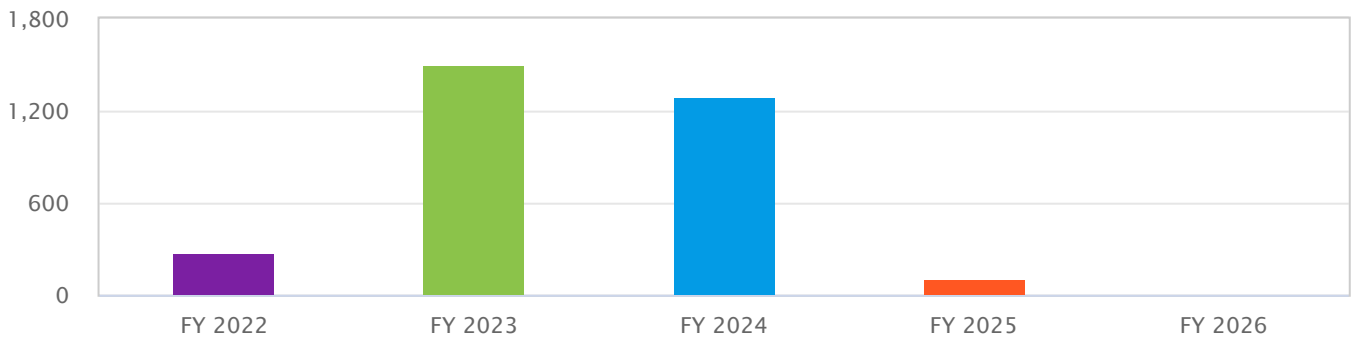
Public Safety

Number of Annex/Deannex Updates Completed within 10 Days



	FY 2022	FY 2023	FY 2024	FY 2025	FY 2026
# of Annex/Deannex Updates Completed within 10 Days	60	12	42	112	17

Number of MSAGs Entered into 911 Net System within 10 Days

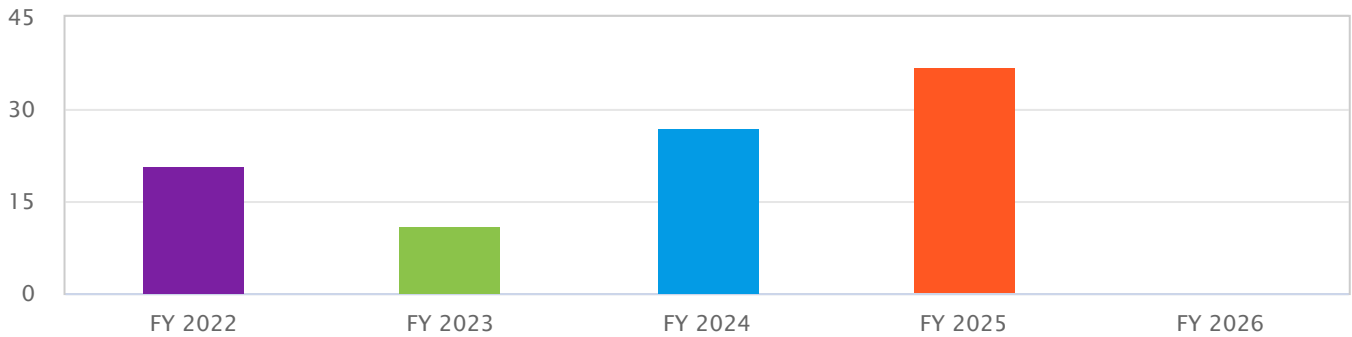


	FY 2022	FY 2023	FY 2024	FY 2025	FY 2026
# of MSAGs Entered into 911 Net System within 10 Days	278	1,500	1,289	105	-

GIS

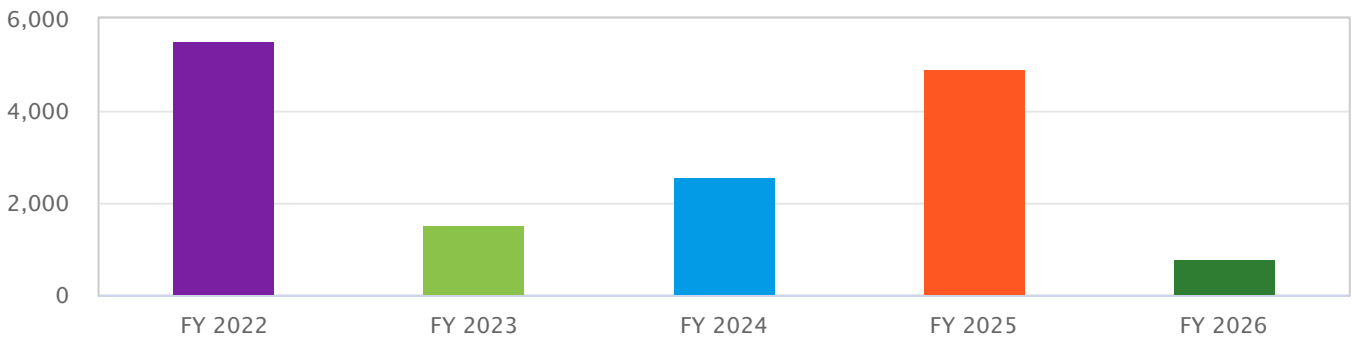
Public Safety

Number of Road Name Petitions Completed within 21 Days



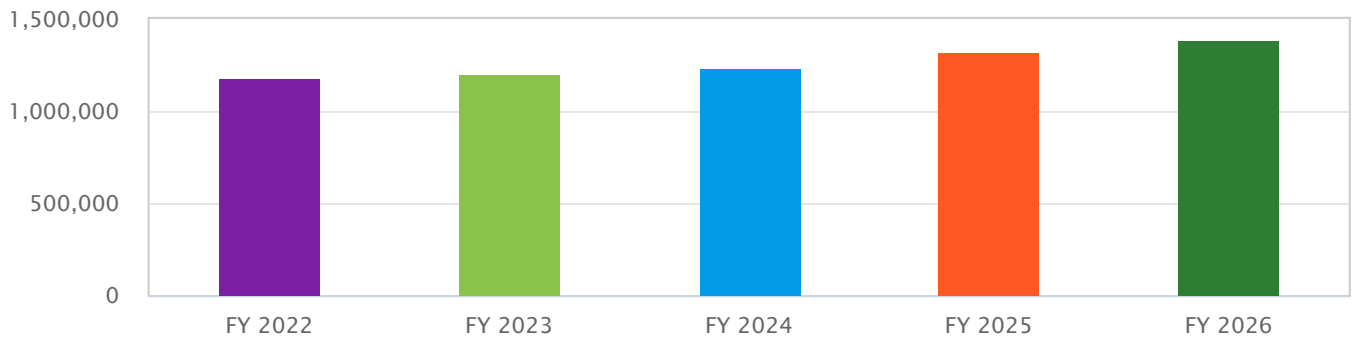
	FY 2022	FY 2023	FY 2024	FY 2025	FY 2026
# of Road Name Petitions Completed within 21 Days	21	11	27	37	-

Acreage of Land Annexed by Cities



	FY 2022	FY 2023	FY 2024	FY 2025	FY 2026
Acreage of Land Annexed by Cities	5,525	1,509	2,566	4,901	781

Collin County Population



	FY 2022	FY 2023	FY 2024	FY 2025	FY 2026
Collin County Population	1,181,982	1,202,992	1,242,598	1,324,161	1,393,188

GIS

Public Safety

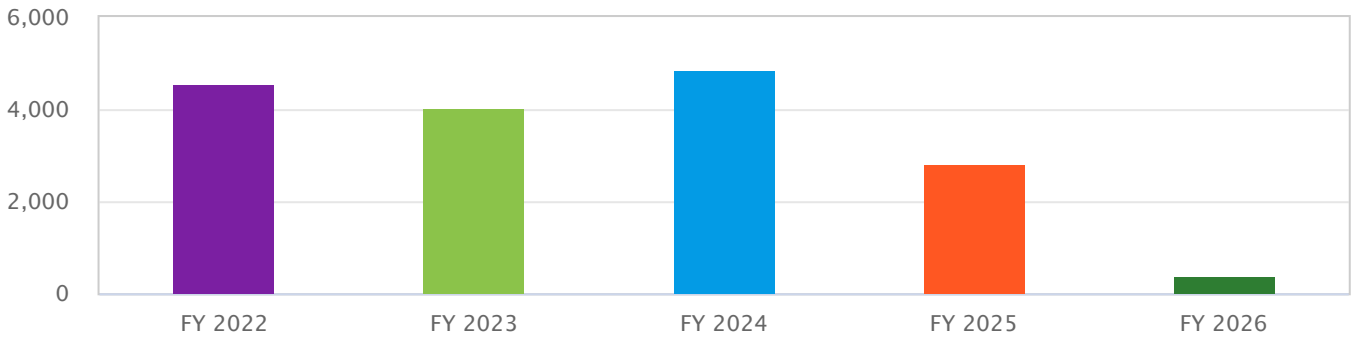
Geospatial Database Management

It is our department’s goal to provide access to our GIS database to all employees and citizens. We have tiered our environment to three major components – Development, Power User and Web. Development is the GIS department. Power users are the departmental users and the web is for all. Mobile and Wireless GIS are now part of the architecture. All of the GIS Departments major programs are dependent on Geospatial database management. This program is the essence of GIS and requires hardware, software and network infrastructure.

Goals & Objectives

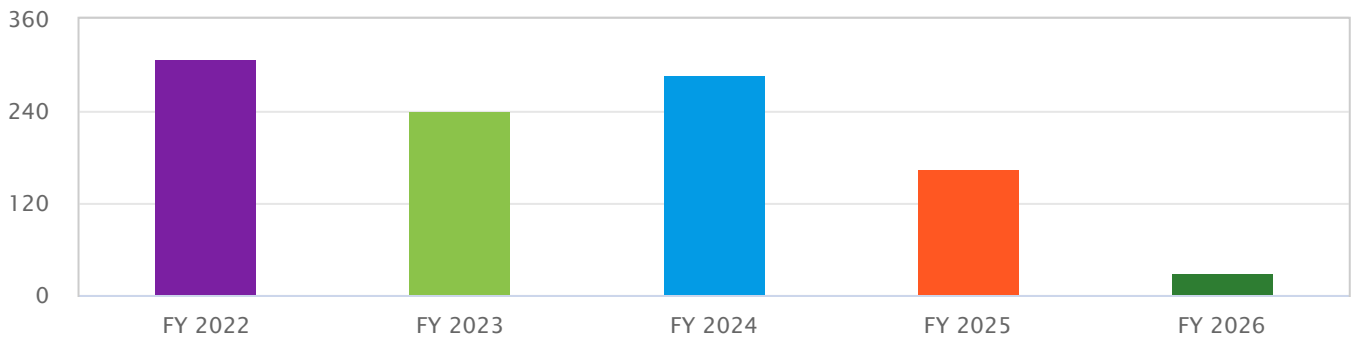
1. To track the number of additions to the GIS database monthly.
2. To track the total mileage of roads in Collin County.
3. To track the total mileage of Collin County maintained roads.
4. To track the total mileage of city boundaries in Collin County.

Number of Roads Received and Added to GIS Database



	FY 2022	FY 2023	FY 2024	FY 2025	FY 2026
# of Roads Received and Added to GIS Database	4,572	4,046	4,858	2,823	394

Mileage of Roads Added to the GIS Database



	FY 2022	FY 2023	FY 2024	FY 2025	FY 2026
Mileage of Roads Added to the GIS Database	308	241	287	164	30

GIS

Public Safety

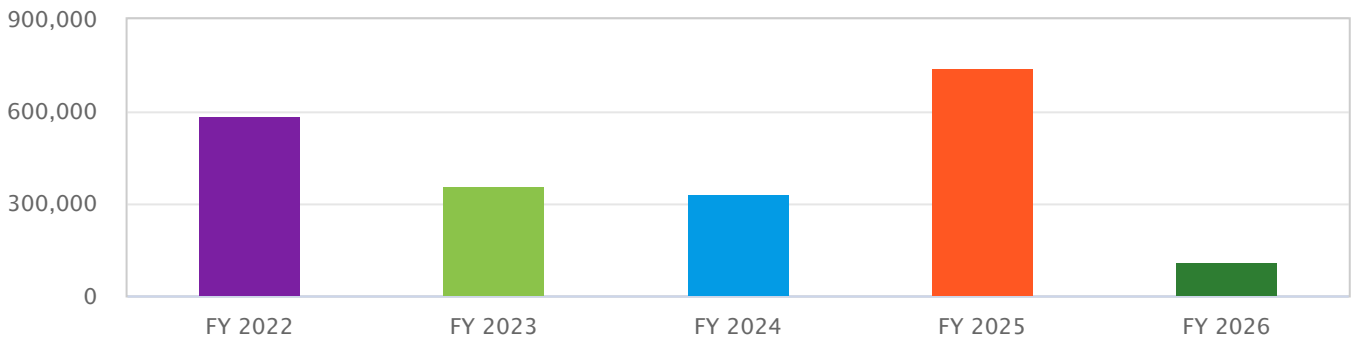
Web Based GIS

The Web Based GIS program allows Collin County to “give back” to our constituency all of the time and resources spent developing the GIS database. We continue to develop web GIS projects and any citizen can view our aerial images, 2’ contours and other data at any time as most of our GIS layers are now on the web. This program is dependent on the Geospatial Database Management, Application Development, Cartography, and Spatial Analysis programs of the GIS Department to be functional. The result of this program is a cost-effective method for the citizens, County departments, agencies and business to access our geospatial data.

Goals & Objectives

1. To track the # of page views for the Interactive Maps application.
2. Track the number of public-designed custom maps monthly.

Number of Page Views on Interactive Maps Site



	FY 2022	FY 2023	FY 2024	FY 2025	FY 2026
# of Page Views on Interactive Maps Site	587,884	359,845	333,171	742,537	107,786

GIS

Public Safety

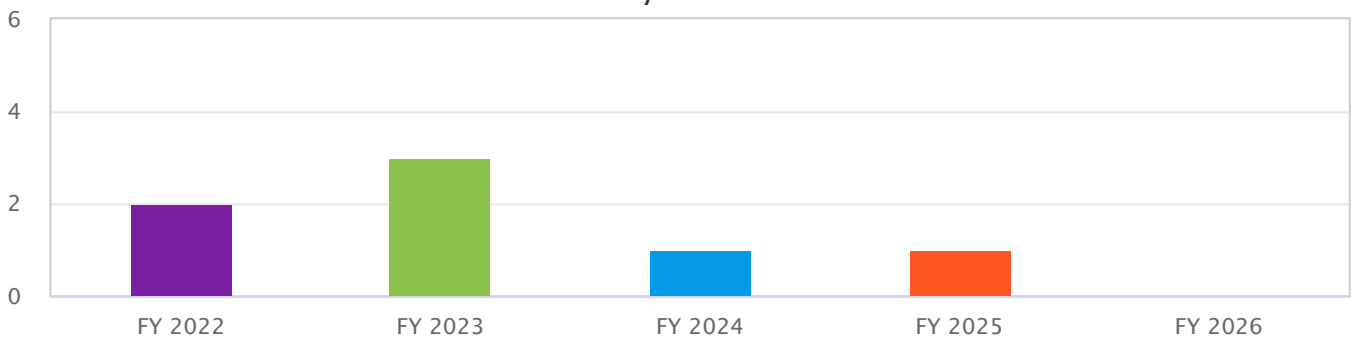
Cartography

Many may consider mapping the only thing the GIS Department does. However, cartography is often the end result of analysis that is performed. For instance, the Rural Addressing, GIS Services and Web-Based GIS all use cartography as part of their function. The Cartography program allows our office to creatively represent spatial information in a clear and concise manner. We are an office of Geographers and cartography is our tool to creatively express ourselves. This program requires the Geospatial Database Management program (GIS software) to function.

Goals & Objectives

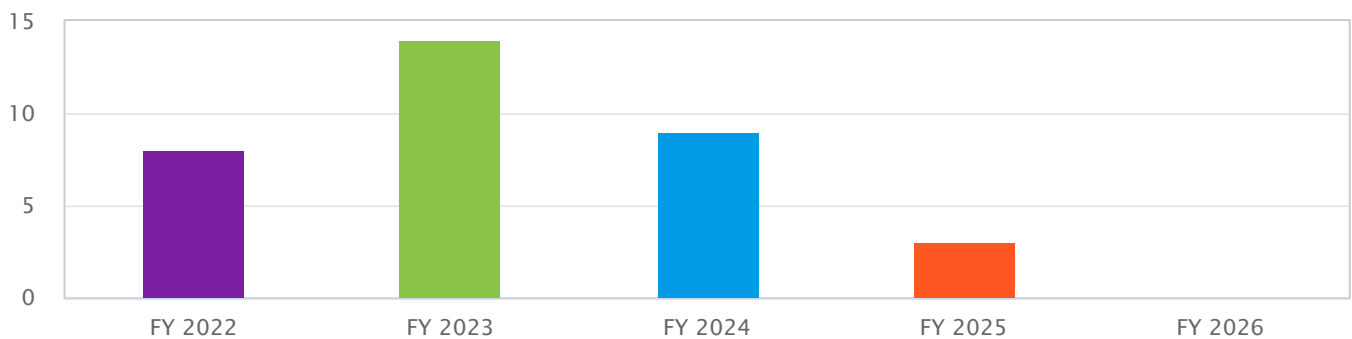
1. To complete Jury Trial maps prior to trial date 95% of the time.
2. To design / plot fire district maps within 1 month of request from VFD 90% of the time.
3. To process "standard" map requests as identified in the Incident Management system 90% of the time.
4. To process "custom" map requests identified in the Incident Management system 90% of the time.

Number of Jury Trial Maps Completed as Identified in the Incident Management System



	FY 2022	FY 2023	FY 2024	FY 2025	FY 2026
# of Jury Trial Maps Completed as Identified in the Incident Management System	2	3	1	1	-

Number of Fire District Map Requests Completed within 1 Month

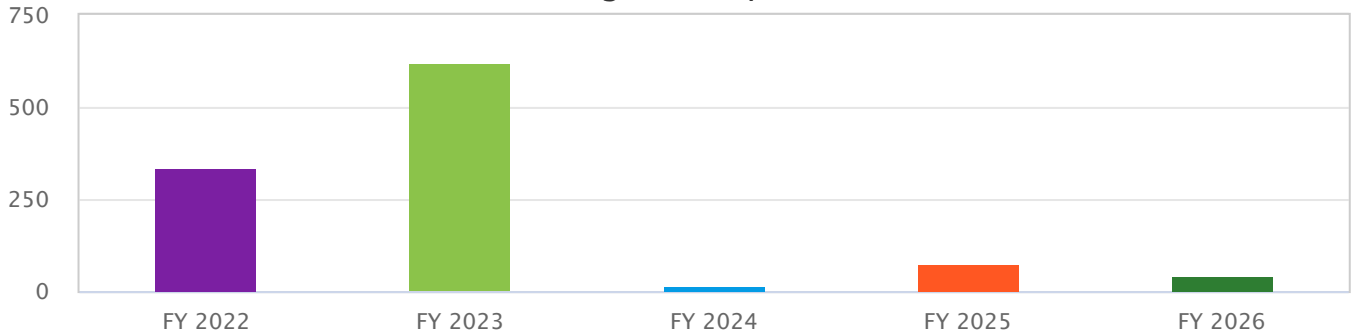


	FY 2022	FY 2023	FY 2024	FY 2025	FY 2026
# of Fire District Map Requests Completed within 1 Month	8	14	9	3	-

GIS

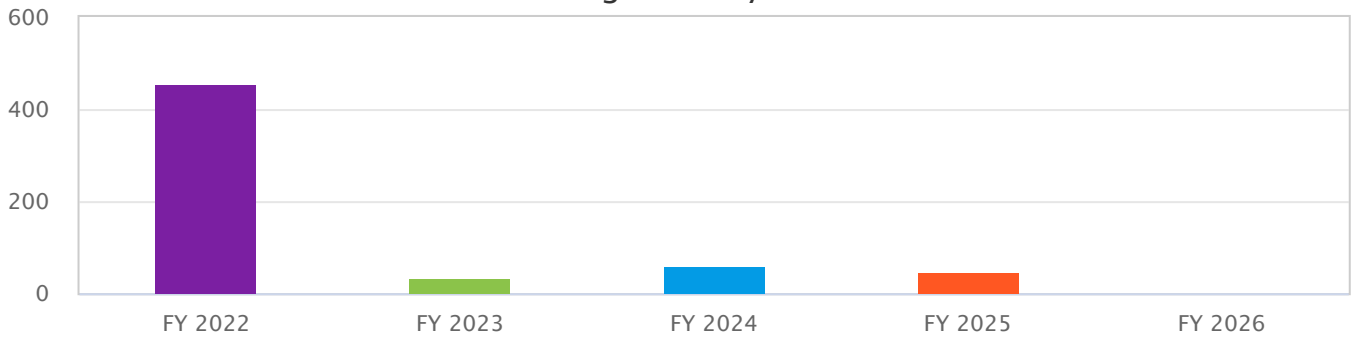
Public Safety

Number of Standard Map Requests Processed as Identified in the Incident Management System



	FY 2022	FY 2023	FY 2024	FY 2025	FY 2026
# of Standard Map Requests Processed as Identified in the Incident Management System	335	617	14	74	44

Number of Custom Map Requests Processed as Identified in the Incident Management System



	FY 2022	FY 2023	FY 2024	FY 2025	FY 2026
# of Custom Map Requests Processed as Identified in the Incident Management System	456	34	61	46	1

MEDICAL EXAMINER

Public Safety

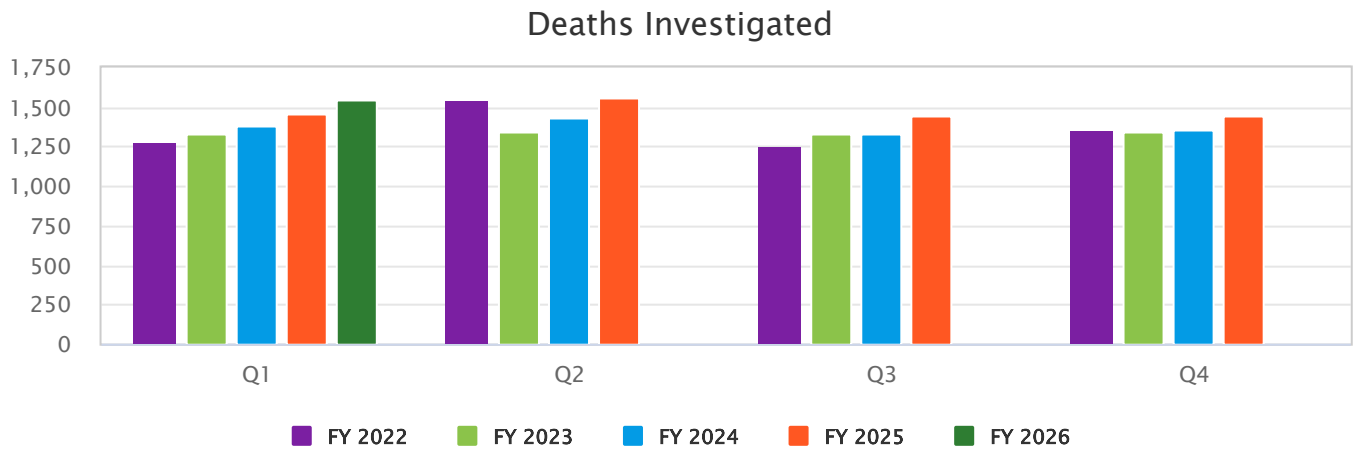
Major Programs

Death Investigation

Establish a competent cause and manner of death for each death reported to the office.

FY 2026 Goals & Objectives

- > Establish a competent cause and manner of death for each death reported to the office.

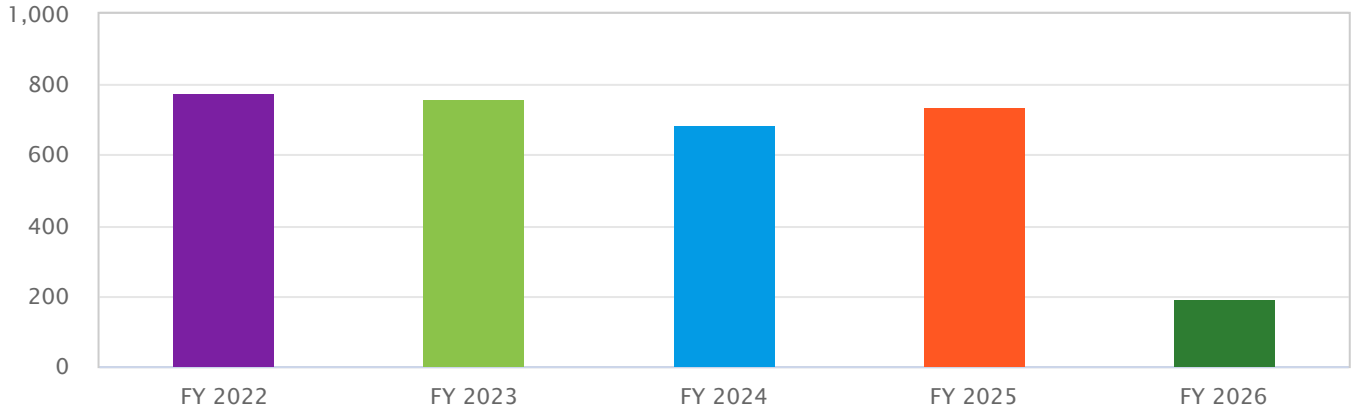


	Q1	Q2	Q3	Q4	Total	% Change
FY 2022	1,279	1,544	1,255	1,361	5,439	0.0
FY 2023	1,337	1,346	1,326	1,339	5,348	(2%)
FY 2024	1,386	1,439	1,333	1,353	5,511	3%
FY 2025	1,463	1,565	1,451	1,445	5,924	7%
FY 2026	1,545	-	-	-	1,545	(74%)

MEDICAL EXAMINER

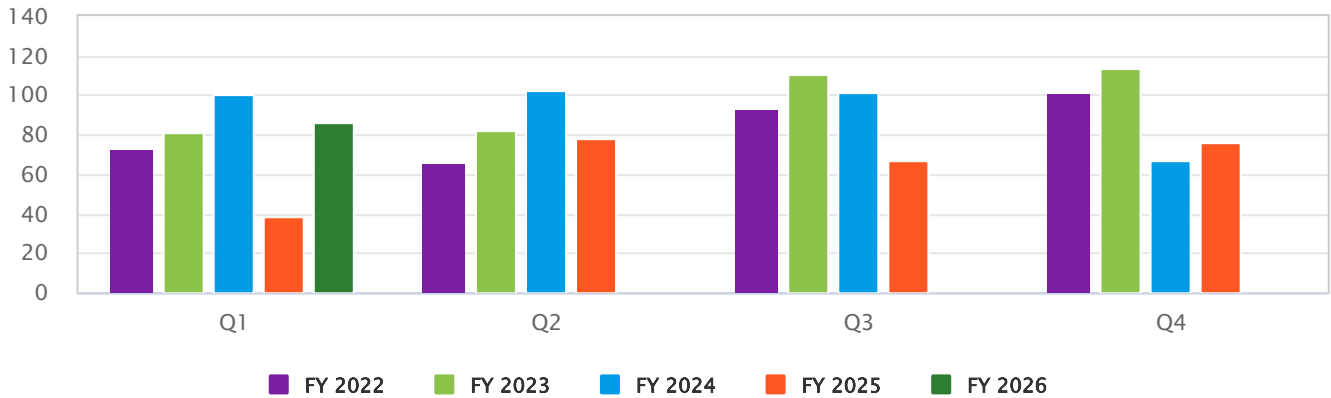
Public Safety

Deaths Investigated per Field Agent



	FY 2022	FY 2023	FY 2024	FY 2025	FY 2026
Annual	777	764	689	741	193
Percentage Change	-	-2%	-10%	8%	-74%

External Exams



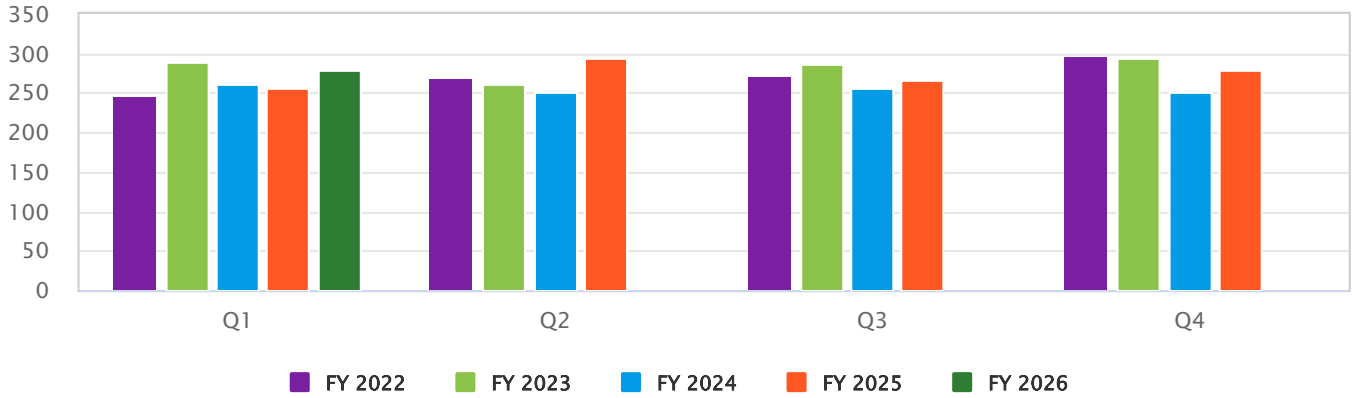
	Q1	Q2	Q3	Q4	Total	% Change
FY 2022	73	66	93	101	333	0.0
FY 2023	81	82	111	114	388	17%
FY 2024	100	102	101	67	370	(5%)
FY 2025	39	78	67	76	260	(30%)
FY 2026	86	-	-	-	86	(67%)

MEDICAL EXAMINER

Public Safety

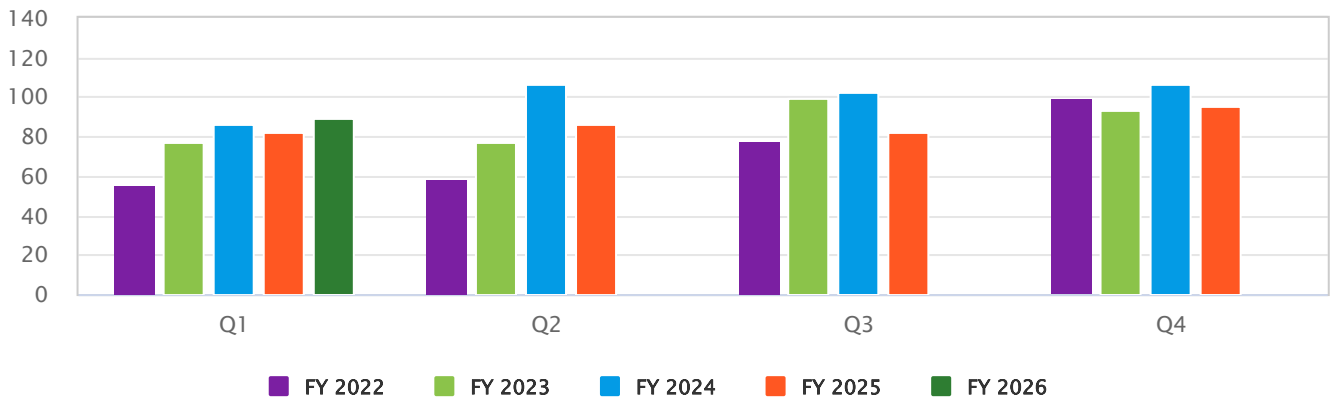
PUBLIC SAFETY

Death Certificates Issued



	Q1	Q2	Q3	Q4	Total	% Change
FY 2022	246	269	272	297	1,084	0.0
FY 2023	288	261	287	294	1,130	4%
FY 2024	261	250	255	250	1,016	(10%)
FY 2025	257	294	267	278	1,096	8%
FY 2026	278	-	-	-	278	(75%)

Scene Visits

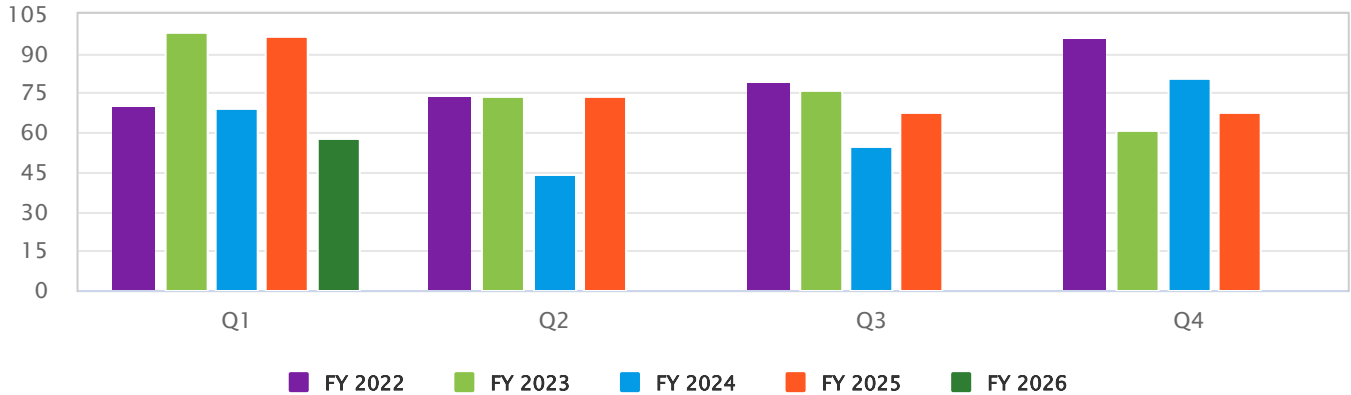


	Q1	Q2	Q3	Q4	Total	% Change
FY 2022	56	59	78	99	292	0.0
FY 2023	77	77	99	93	346	18%
FY 2024	86	107	102	107	402	16%
FY 2025	82	86	82	95	345	(14%)
FY 2026	89	-	-	-	89	(74%)

MEDICAL EXAMINER

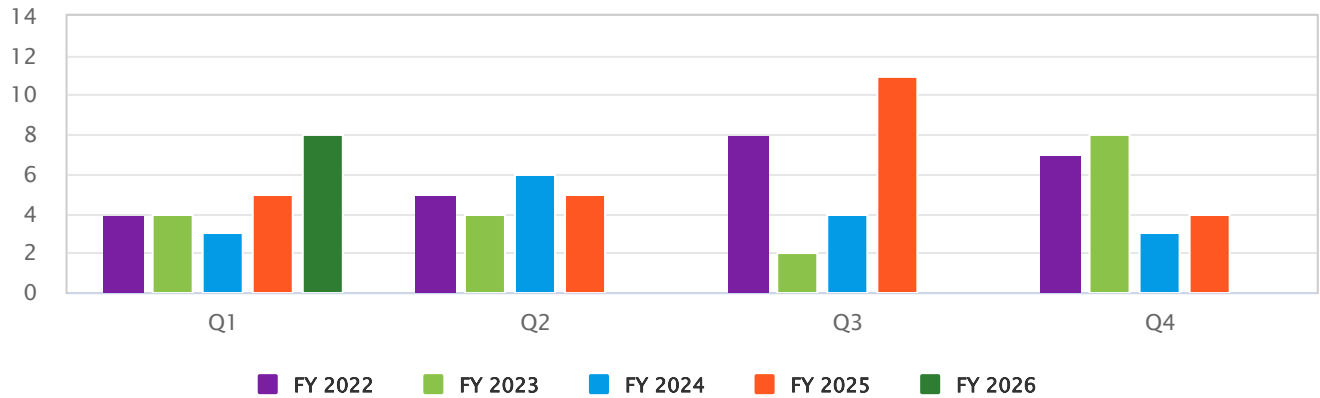
Public Safety

Autopsies Performed



	Q1	Q2	Q3	Q4	Total	% Change
FY 2022	70	74	79	96	319	0.0
FY 2023	98	74	76	61	309	(3%)
FY 2024	69	44	55	81	249	(19%)
FY 2025	97	74	68	68	307	23%
FY 2026	58	-	-	-	58	(81%)

Partial Autopsies

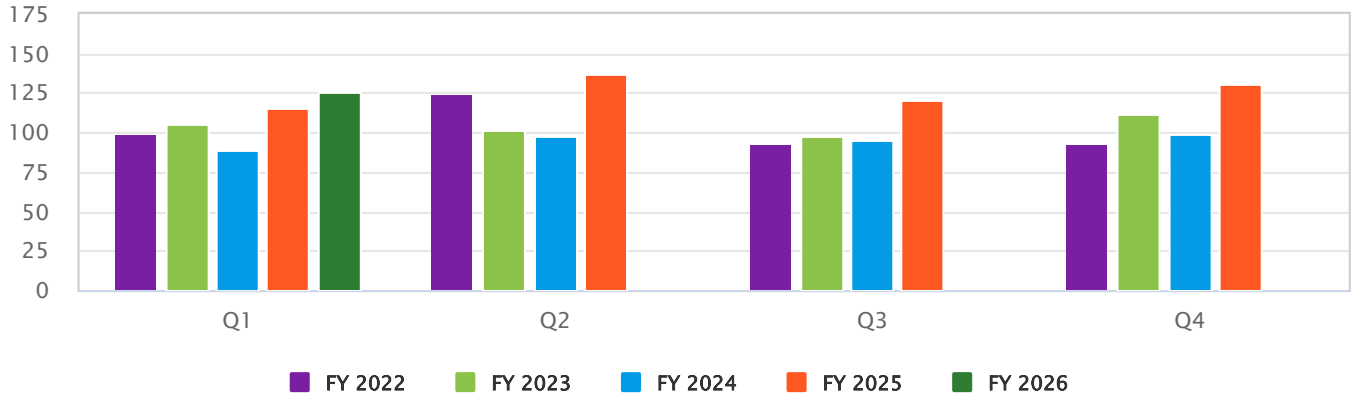


	Q1	Q2	Q3	Q4	Total	% Change
FY 2022	4	5	8	7	24	0.0
FY 2023	4	4	2	8	18	(25%)
FY 2024	3	6	4	3	16	(11%)
FY 2025	5	5	11	4	25	56%
FY 2026	8	-	-	-	8	(68%)

MEDICAL EXAMINER

Public Safety

Absentia Cases



Absentia Cases - Death certificates signed without examination

	Q1	Q2	Q3	Q4	Total	% Change
FY 2022	99	124	92	93	408	0.0
FY 2023	105	101	98	111	415	2%
FY 2024	89	98	95	99	381	(8%)
FY 2025	116	137	121	130	504	32%
FY 2026	126	-	-	-	126	(75%)

Administration

Communicate effectively with and provide needed services to families, law enforcement, the District Attorney, medical community, Homeland Security, the legal community, funeral directors, County administration, Auditor and Purchasing.

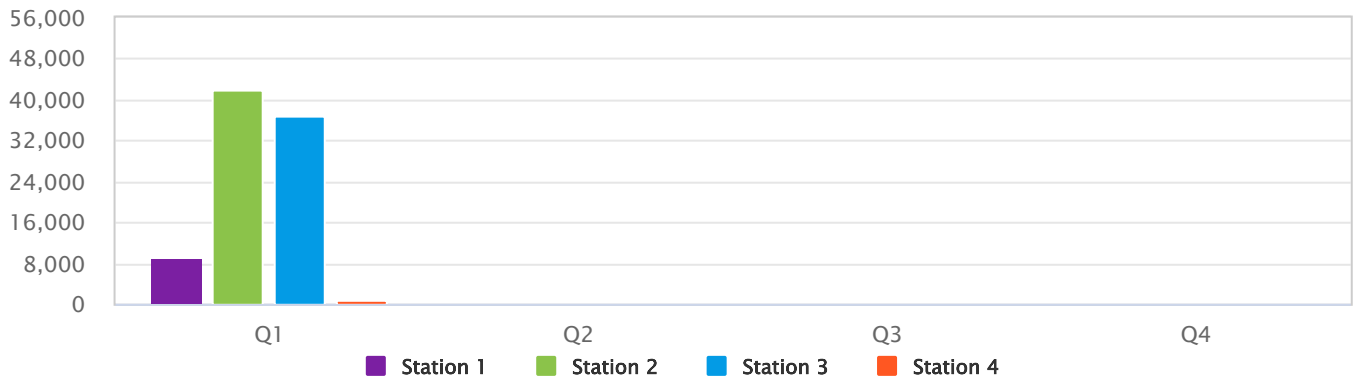
SO COURTHOUSE SECURITY

Public Safety

Purpose Statement

The Courthouse Security Guard is a customer service oriented position that requires the utmost attention to detail and highest level of professionalism. The Security Guard(s) maintain a uniformed presence in the front of the courthouse and monitor any/all personnel coming into the building. By using modern technology, the Security Guards can screen individuals as well as personal belongings to detect and prevent illegal and/or prohibited items from being introduced into the building. Additionally, the Security Guards perform preventive patrols inside the Courthouse Building to ensure the safeguarding of property and personnel.

Courthouse Security Scans per Station

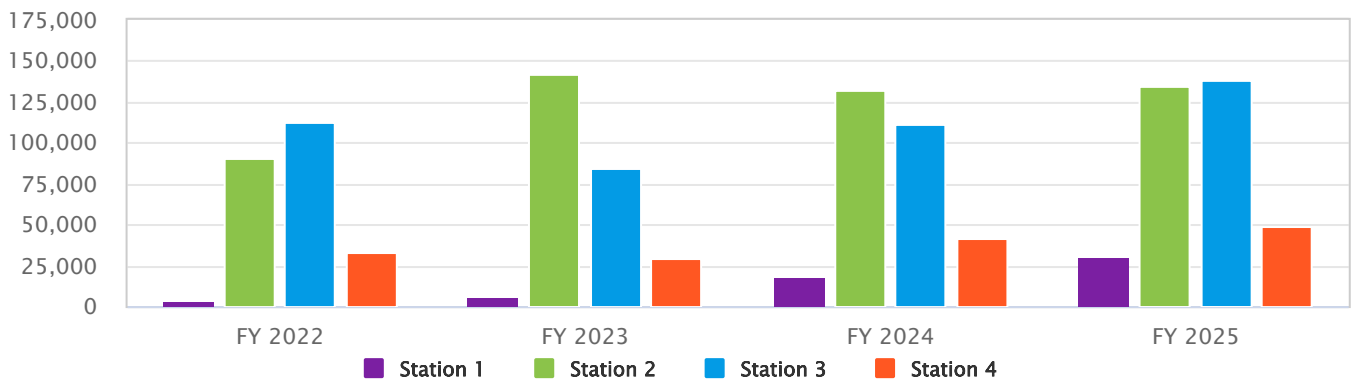


FY 2026 YTD	Q1	Q2	Q3	Q4	Total
Station 1	8,987	-	-	-	8,987
Station 2	41,732	-	-	-	41,732
Station 3	36,661	-	-	-	36,661
Station 4	681	-	-	-	681
TOTAL	88,061	-	-	-	88,061

SO COURTHOUSE SECURITY

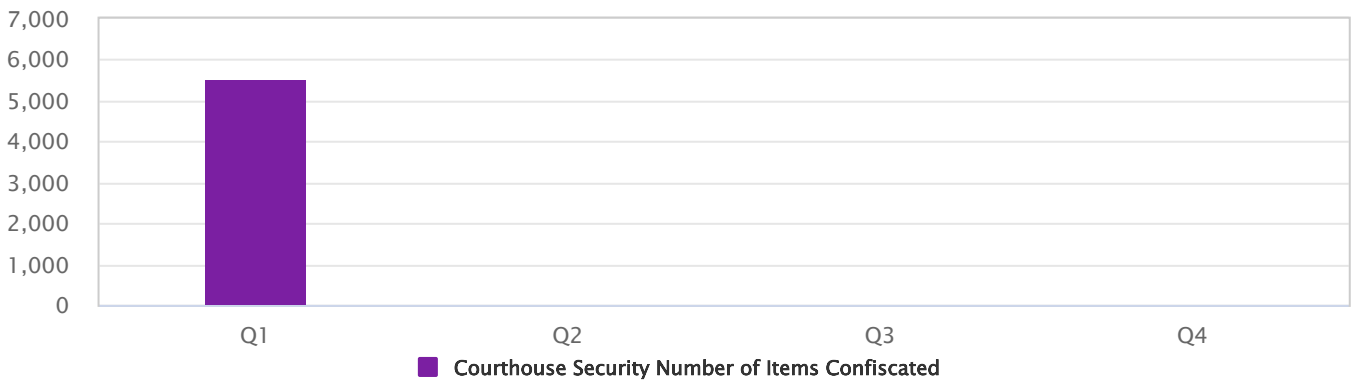
Public Safety

Courthouse Security Scans per Station History



	FY 2022	FY 2023	FY 2024	FY 2025	FY 2026
Station 1	3,451	6,246	18,606	31,037	8,987
Station 2	90,260	142,452	131,651	134,004	41,732
Station 3	112,235	84,665	111,863	138,474	36,661
Station 4	32,876	29,361	41,305	48,653	681
TOTAL	238,822	262,724	303,425	352,168	88,061

Courthouse Security Number of Items Confiscated

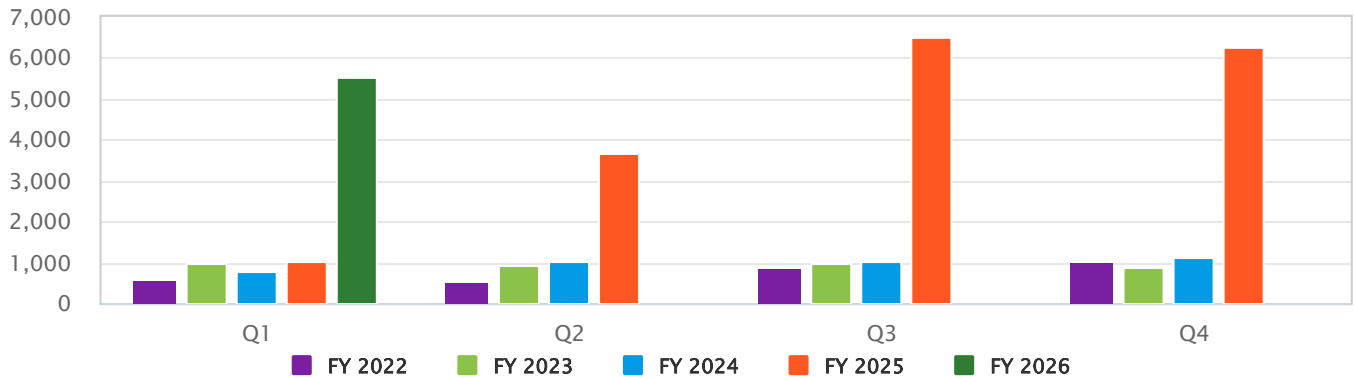


FY 2026 YTD	Q1	Q2	Q3	Q4	Total
Courthouse Security Number of Items Confiscated	5,550	-	-	-	5,550

SO COURTHOUSE SECURITY

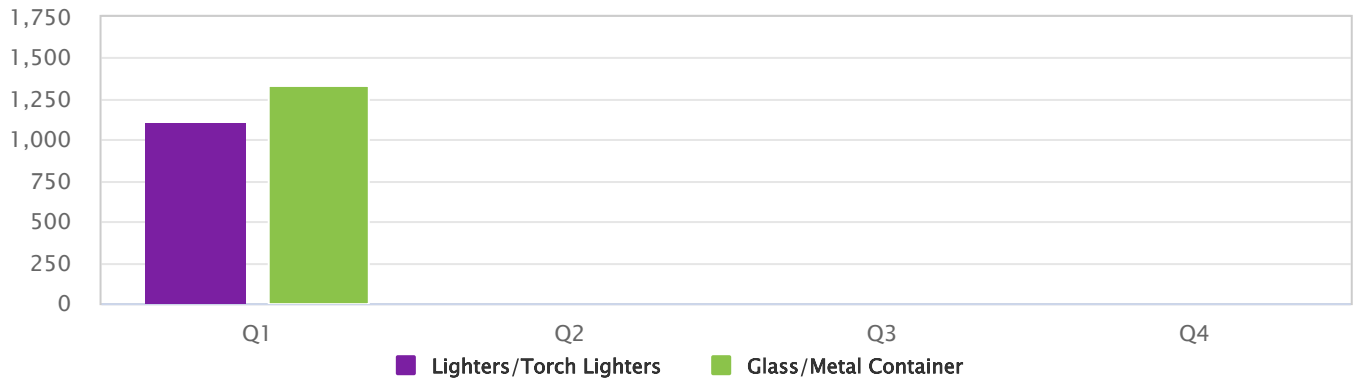
Public Safety

Courthouse Security Number of Items Confiscated History



	FY 2022	FY 2023	FY 2024	FY 2025	FY 2026
Courthouse Security Number of Items Confiscated History	3,801	3,981	17,509	23,816	5,550

Courthouse Security Common Items Confiscated (Top 2)

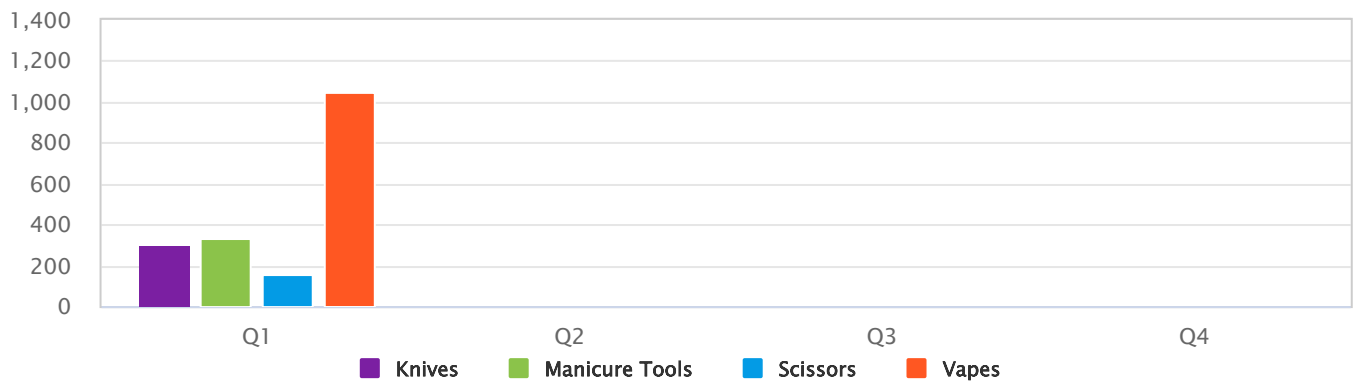


Top 2 Items Confiscated	Q1	Q2	Q3	Q4	Total
Lighters/Torch Lighters	1,114	-	-	-	1,114
Glass/Metal Container	1,336	-	-	-	1,336
TOTAL	2,450	-	-	-	2,450

50 COURTHOUSE SECURITY

Public Safety

Courthouse Security Common Items Confiscated



Common Items Confiscated	Q1	Q2	Q3	Q4	Total
Knives	307	-	-	-	307
Manicure Tools	332	-	-	-	332
Scissors	155	-	-	-	155
Vapes	1,045	-	-	-	1,045
TOTAL	1,839	-	-	-	1,839

SO DISPATCH

Public Safety

Provides communication related to requests for assistance from the public or other entities as well as needed responses to inquiries by law enforcement personnel within the county related to offenses, traffic, investigations, confirmation of warrants, etc. It is needed to disperse information to all necessary agencies and personnel when required, summon assistance from other agencies, coordinate and manage all communications in an orderly manner to help prevent confusion in times of emergency.

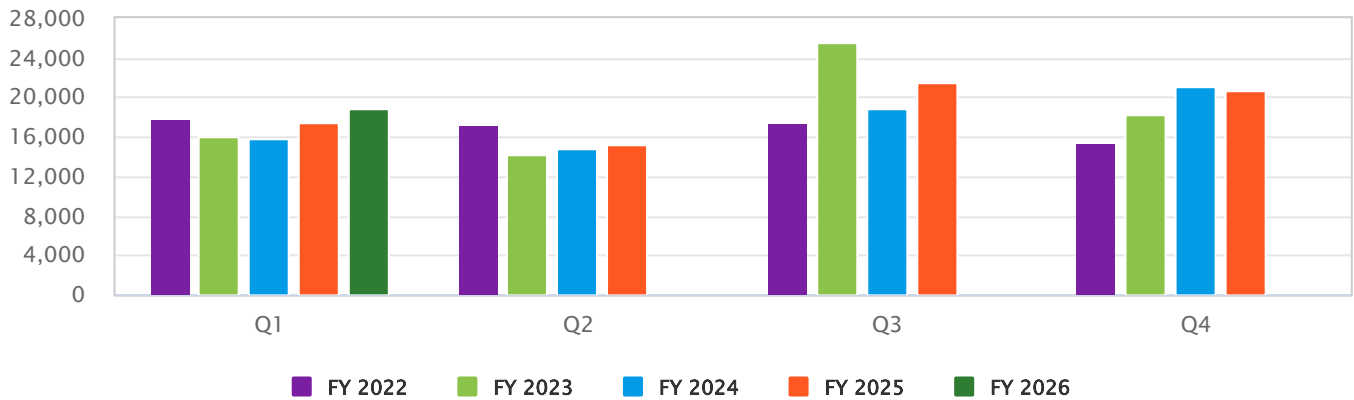
Dispatch (Call Taker)

Goals & Objectives

1. To respond to all 911 calls within 1 ring 100% of the time.
2. To respond to all non-emergency calls within 2 rings 100% of the time.

FY 2026 YTD	Q1	Q2	Q3	Q4	Total
# of 911 calls taken	18,860	-	-	-	18,860
# of 911 calls responded w/in 1 ring	14,145	-	-	-	14,145
% of 911 calls responded w/in 1 ring	75.00%	0.00%	0.00%	0.00%	75.00%
# of non-emergency calls taken	47,704	-	-	-	47,704
# of non-emergency calls responded w/in 2 rings	28,622	-	-	-	28,622
% of non-emergency calls responded w/in 2 rings	60.00%	0.00%	0.00%	0.00%	60.00%

of 911 Calls



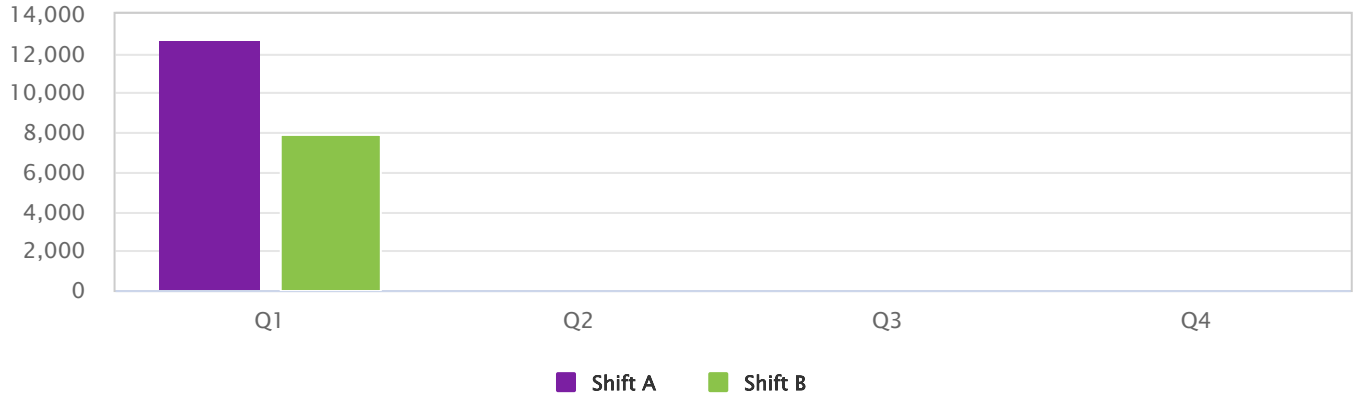
911 Calls	Q1	Q2	Q3	Q4	Total	% increase/-decrease
FY 2022	17,933	17,301	17,354	15,384	67,972	0.0
FY 2023	15,939	14,302	25,559	18,347	74,147	9.08%
FY 2024	15,773	14,763	18,923	21,018	70,477	(4.95%)
FY 2025	17,547	15,249	21,508	20,657	74,961	6.36%
FY 2026	18,860	-	-	-	18,860	(74.84%)

Emergency calls from the public requesting assistance

SO DISPATCH

Public Safety

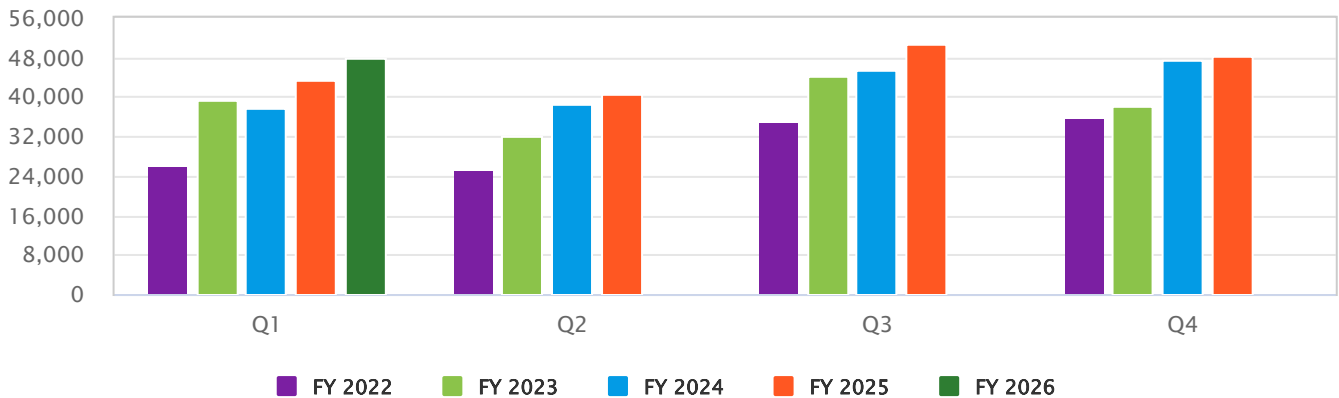
of 911 Calls by Shift



FY 2026 YTD	Q1	Q2	Q3	Q4	Total
Shift A	12,706	-	-	-	12,706
Shift B	7,927	-	-	-	7,927
TOTAL	20,633	-	-	-	20,633

Emergency calls from the public requesting assistance

of Admin Calls



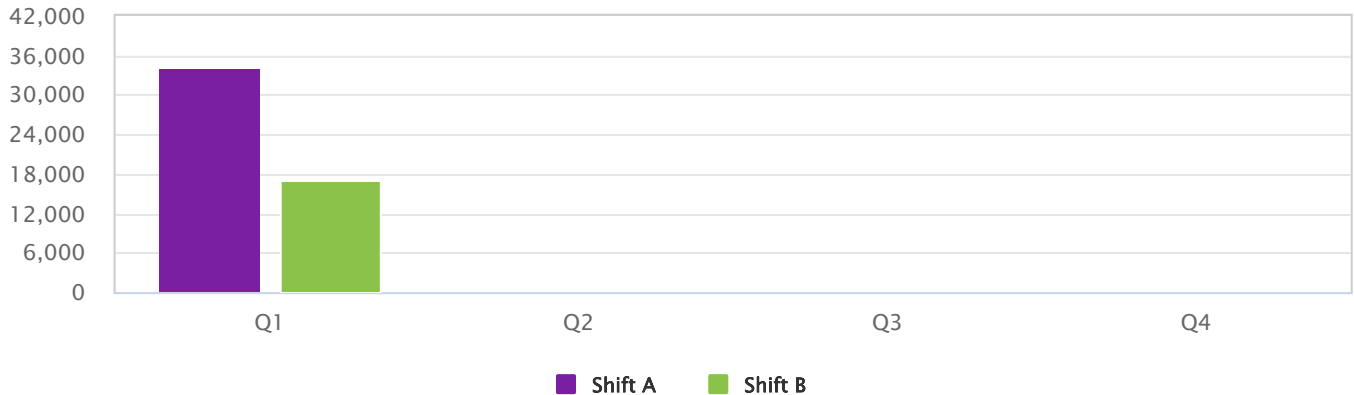
Admin Calls	Q1	Q2	Q3	Q4	Total	% increase/ -decrease
FY 2022	25,776	25,091	35,033	35,515	121,415	0.0
FY 2023	39,410	32,000	44,252	38,324	153,986	26.83%
FY 2024	37,686	38,355	45,562	47,374	168,977	9.74%
FY 2025	43,336	40,604	50,803	48,199	182,942	8.26%
FY 2026	47,704	-	-	-	47,704	(73.92%)

Non-Emergency calls include internal, external, public, other agencies, our deputies etc.. Includes 911 that some people felt wasn't important enough to call "911" when in reality it was like burglaries, criminal mischief, suspicious circumstance etc. Does not include abandoned calls, which are calls answered in the system but nothing done further.

SO DISPATCH

Public Safety

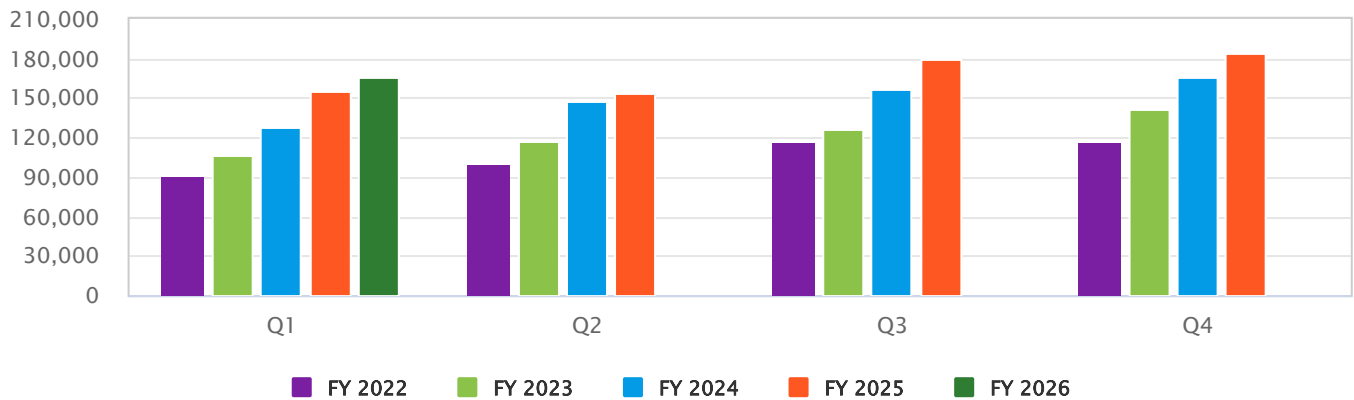
of Admin Calls by Shift



FY 2026 YTD	Q1	Q2	Q3	Q4	Total
Shift A	34,176	-	-	-	34,176
Shift B	17,162	-	-	-	17,162
TOTAL	51,338	-	-	-	51,338

Non-Emergency calls include internal, external, public, other agencies, our deputies etc.. Includes 911 that some people felt wasn't important enough to call "911" when in reality it was like burglaries, criminal mischief, suspicious circumstance etc. Does not include abandoned calls, which are calls answered in the system but nothing done further.

of TLETS Transactions



TLETS	Q1	Q2	Q3	Q4	Total	% increase/ -decrease
FY 2022	91,207	101,166	117,036	116,877	426,286	0.0
FY 2023	107,072	117,736	126,912	141,580	493,300	15.72%
FY 2024	128,094	147,571	156,547	165,958	598,170	21.26%
FY 2025	155,636	154,179	179,578	184,037	673,430	12.58%
FY 2026	166,383	-	-	-	166,383	(75.29%)

State and National database that allows authorized users to search criminal histories, outstanding warrants, stolen property, missing persons, registered sex offenders, communicate emergency messages between agencies etc. Information supports CFS. Criminal histories background checks are performed on all approved contractors and vendors.

SO DISPATCH

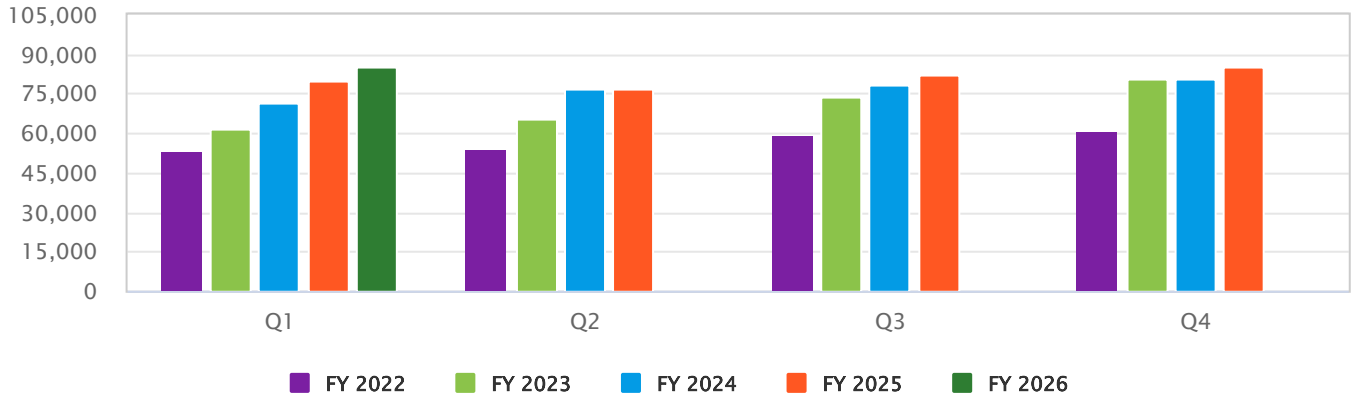
Public Safety

Dispatch (Radio CFS)

Goals & Objectives

1. To dispatch all calls for service (911 calls) within 1 minute or less 100% of the time

Calls For Service (All Activity)



CFS All Activity	Q1	Q2	Q3	Q4	Total	% increase/ -decrease
FY 2022	53,220	54,235	59,145	60,962	227,562	0.0
FY 2023	61,835	65,088	73,687	80,298	280,908	23.44%
FY 2024	71,649	77,053	78,113	80,475	307,290	9.39%
FY 2025	79,774	77,094	82,405	85,501	324,774	5.69%
FY 2026	85,145	-	-	-	85,145	(73.78%)

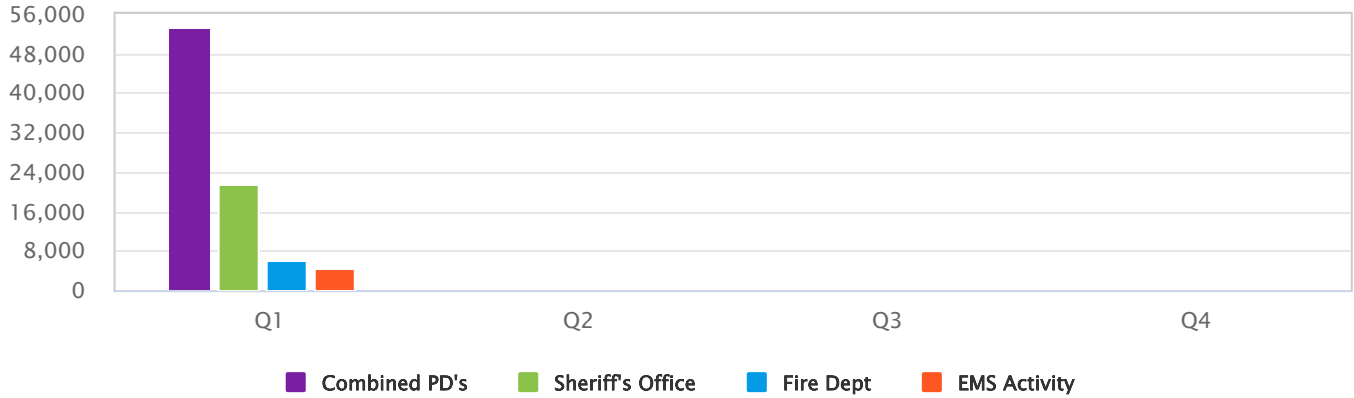
Includes Combined Police Departments, Sheriff’s Office and Fire Department

All Activity Calls For Service includes - self initiated calls for service (created own) i.e. traffic stops, warrants, investigators plus all calls for service

SO DISPATCH

Public Safety

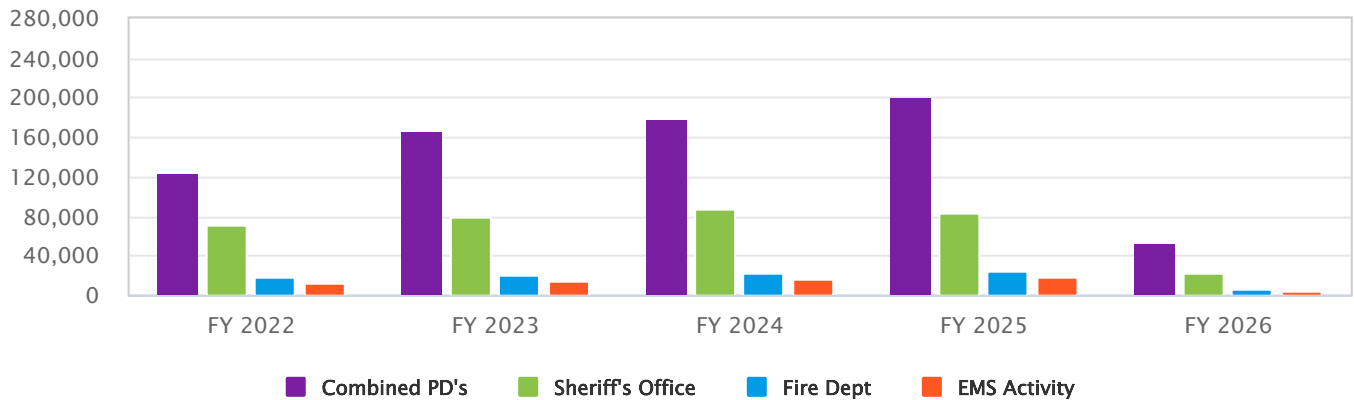
Calls for Service by Department



FY 2026 YTD	Q1	Q2	Q3	Q4	Total
Combined PD's	53,254	-	-	-	53,254
Sheriff's Office	21,413	-	-	-	21,413
Fire Dept	6,015	-	-	-	6,015
EMS Activity	4,463	-	-	-	4,463
TOTAL	85,145	-	-	-	85,145

911 calls for areas in Collin County's jurisdiction (outlying cities without their own 911 service).

Calls for Service by Department (5 Year History)



Calls for Service	FY 2022	FY 2023	FY 2024	FY 2025	FY 2026
Combined PD's	124,581	165,551	179,474	201,414	53,254
Sheriff's Office	71,914	80,098	88,019	82,471	21,413
Fire Dept	18,462	20,612	23,274	23,434	6,015
EMS Activity	12,605	14,647	16,523	17,455	4,463
TOTAL	227,562	280,908	307,290	324,774	85,145

911 calls for areas in Collin County's jurisdiction (outlying cities without their own 911 service).

SO DISPATCH

Public Safety

Dispatch (Radio Fire)

Goals & Objectives

1. To dispatch all fire calls within 60 seconds or less 95% of the time.
2. To dispatch all fire calls within 90 seconds or less 90% of the time.

FY 2026 YTD	Q1	Q2	Q3	Q4	Total
# of CFS routed to fire depts	6,015	-	-	-	6,015
# of CFS routed to fire depts w/in 60 secs or less	4,812	-	-	-	4,812
% of CFS routed to fire depts w/in 60 secs or less	80.00%	-%	-%	-%	80.00%
# of CFS routed to fire depts	6,015	-	-	-	6,015
# of CFS routed to fire depts w/in 90 secs or less	5,912	-	-	-	5,912
% of CFS routed to fire depts w/in 90 secs or less	98.29%	-%	-%	-%	98.29%

SO DIVISION

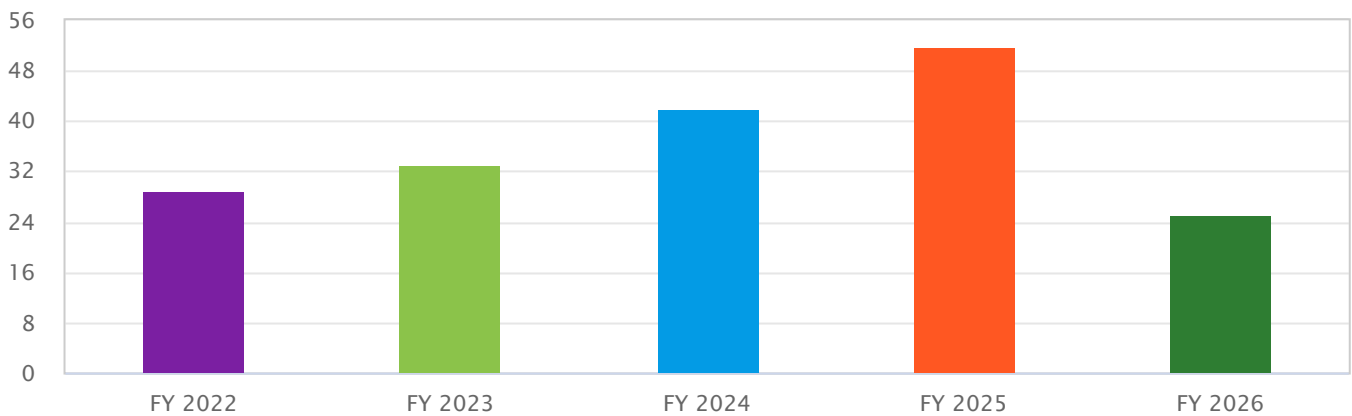
Public Safety

Community Service

The County Corrections Center is a department under the supervision of the Collin County Sheriff’s Office. County Corrections provides community service for inmates sentenced to the Sheriff’s Convicted Offenders Re-Entry program and the inmate work farm. During community service the inmate program provides labor to a wide variety of non-profit and governmental entities such as, but not limited to, Cities and Historical Societies within Collin County.

FY 2026	Q1	Q2	Q3	Q4	Total
Avg # of Program Participants (SCORE)	25	-	-	-	25
# of Service Hours	4,004	-	-	-	4,004
Avg # of Hrs per Inmate Spent Working on Farm	24.00	-	-	-	24.00
# of Requests for Service	111	-	-	-	111
# of Governmental Organizations that Received Services	104	-	-	-	104
# of Non-Profit Organizations that Received Services	7	-	-	-	7
# of Animal Shelter Assignments Completed	-	-	-	-	-

Program Participants



Community Services	FY 2022	FY 2023	FY 2024	FY 2025	FY 2026
Average Monthly Program Participants	29	33	42	52	25

Programs include:

S.C.A.M.P. - Sheriff’s Convicted Alternative Misdemeanant Program. This program allows convicted misdemeanants to serve their sentences by doing community service work to fulfill their judicial obligations.

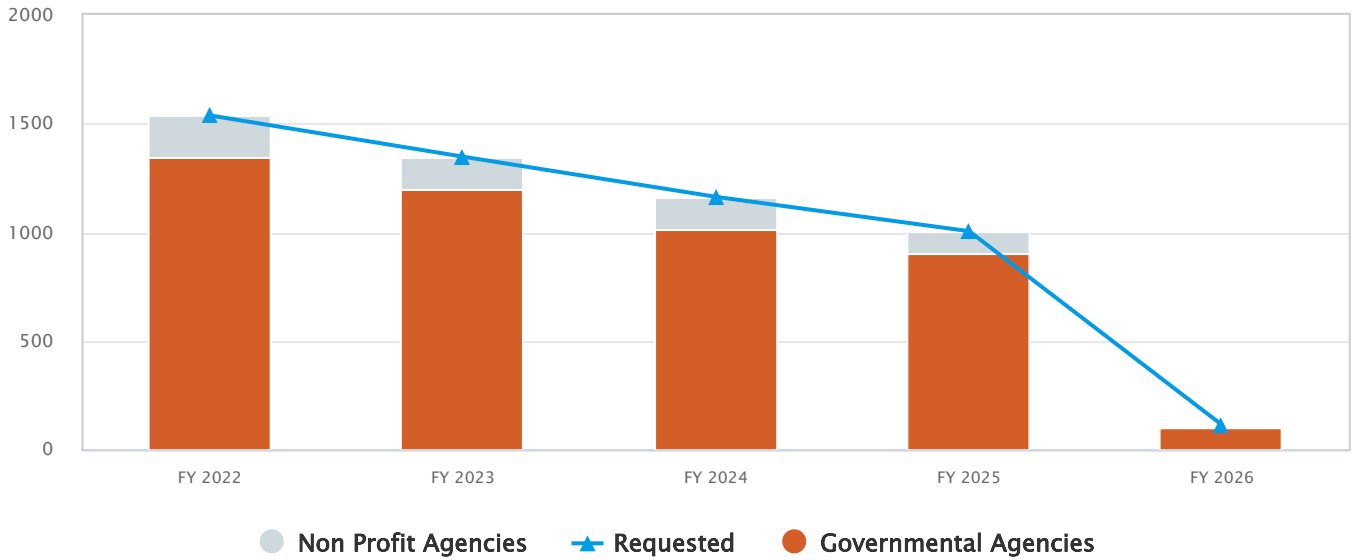
V.A.L.O.R. - Veterans Accessing Lifelong Opportunities for Rehabilitation. Programming to assist Veteran’s with treatment, life skills and re-entry.

S.C.O.R.E. - Sheriff’s Convicted Re-Entry Effort. This program is an alternative to long term sentencing which provides treatment and life skills training.

SO DIVISION

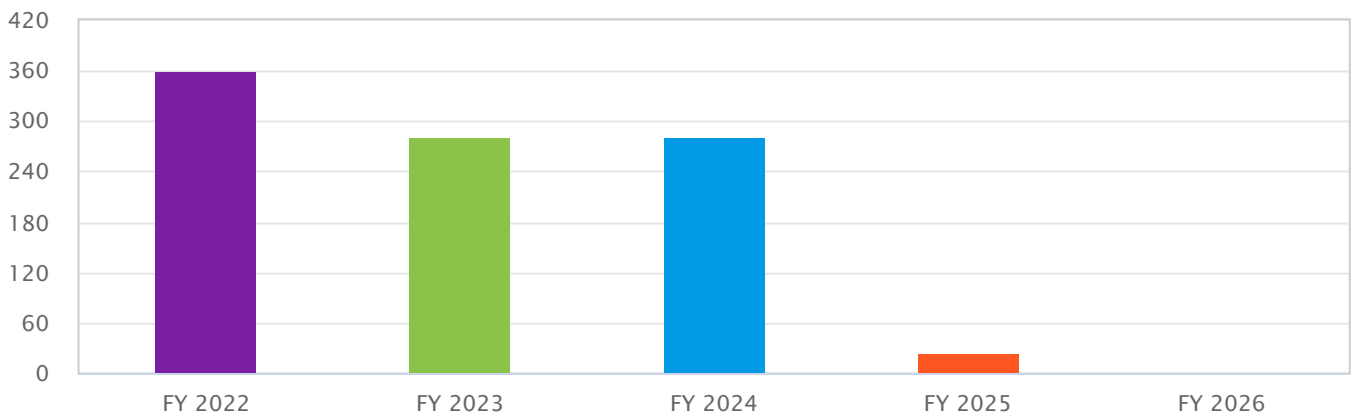
Public Safety

County Corrections Services



Services Received	FY 2022	FY 2023	FY 2024	FY 2025	FY 2026
Requested	1,537	1,347	1,162	1,004	111
Governmental Agencies	1,342	1,202	1,018	903	104
Non Profit Agencies	195	145	144	102	7
Total Services Received	1,537	1,347	1,162	1,005	111

County Corrections Animal Shelter Services



Services Received	FY 2022	FY 2023	FY 2024	FY 2025	FY 2026
Completed	360	281	281	25	-

SO DIVISION

Public Safety

Inmate Transfer

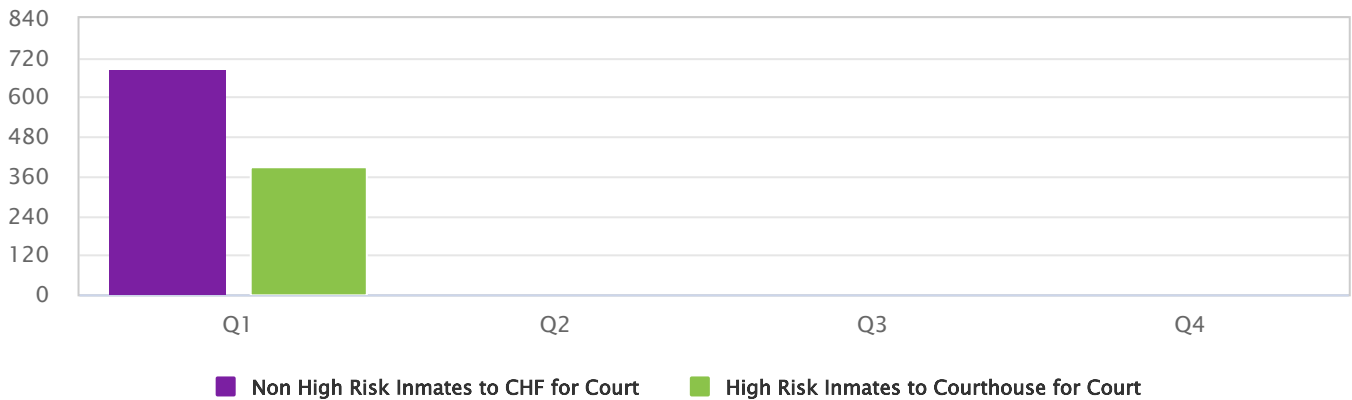
The Holding Facility is a department under the supervision of the Collin County Sheriff’s Office. Holding provides a safe and secure environment for transfer officers, hospital medical staff, courthouse staff, the general public, and inmates while incarcerated individuals are being transferred to various facilities. Holding also provides Court Bailiff Relief.

Goals & Objectives

1. To have no escapes, no vehicle accidents, and no assaults on officers or public by incarcerated inmates in our custody 98% of the time.
2. To have no escapes, no vehicle accidents, and no assaults on officers or public by incarcerated High Risk inmates in our custody 98% of the time.

FY 2026	Q1	Q2	Q3	Q4	Total
Non High Risk Inmates to CHF for Court	685	-	-	-	685
High Risk Inmates to Courthouse for Court	388	-	-	-	388
New Admissions	175	-	-	-	175
Federal Transport	20	-	-	-	20
Transport to Other Locations	320	-	-	-	320
High Risk Medical Transport	147	-	-	-	147
Inmate Transfer Totals	1,735	-	-	-	1,735

Inmate Transfer to Courthouse for Court

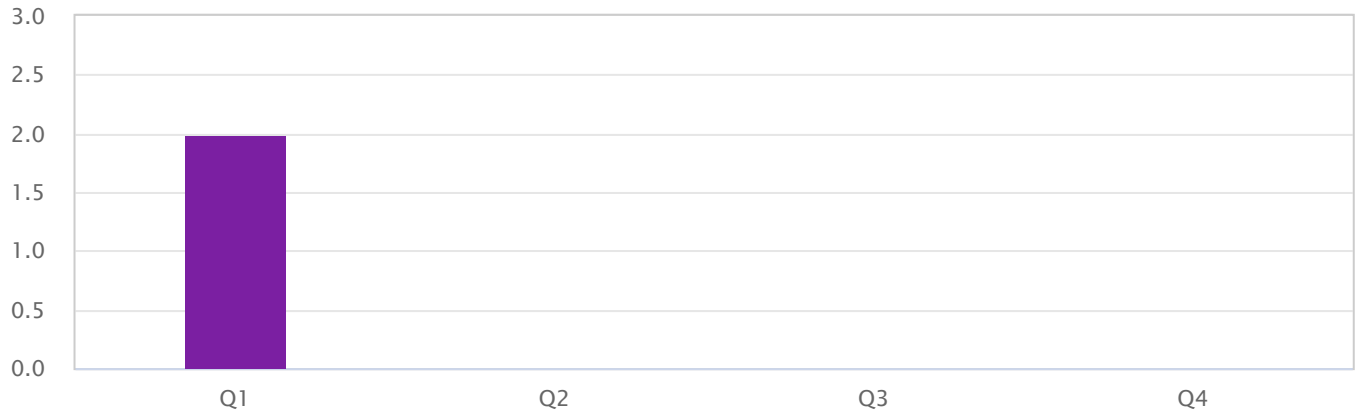


FY 2026	Q1	Q2	Q3	Q4	Total
Non High Risk Inmates to CHF for Court	685	0	-	-	685
High Risk Inmates to Courthouse for Court	388	0	-	-	388
Total Transfers to Courthouse for Court	1,073	-	-	-	1,073

SO DIVISION

Public Safety

Inmates Hospitalized



FY 2026	Q1	Q2	Q3	Q4	Total
Average # of Inmates Hospitalized	2.00	-	-	-	0.50

SO DIVISION

Public Safety

Off-Site Security

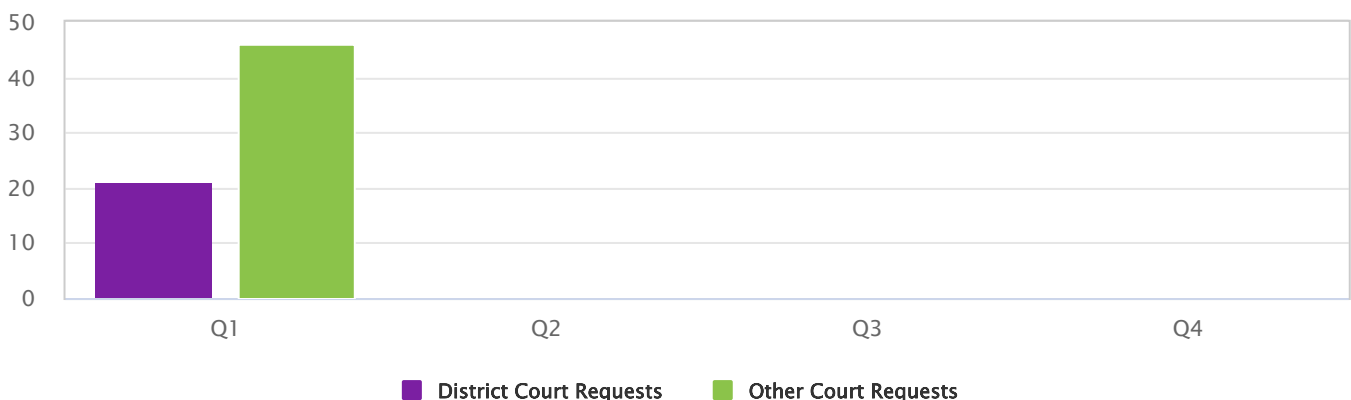
The Transfer area is responsible for making transports to many different locations throughout Collin, Grayson, and Dallas Counties. During these transports security must be provided to ensure that escapes, and injuries do not occur. Inmates are routinely admitted to hospitals within Collin and Dallas Counties and can become long admissions.

Goals & Objectives

1. To utilize available and properly trained personnel to fill all Bailiff requests 95% of the time.
2. To have no escapes, no vehicle accidents, and no assaults on officers or public by incarcerated inmates in our custody 98% of the time.
3. To have no escapes, no vehicle accidents, and no assaults on officers or public by High Risk incarcerated inmates in our custody 100% of the time.

FY 2026	Q1	Q2	Q3	Q4	Total
DISTRICT COURTS	0.0	0.0	0.0	0.0	0.0
# of Bailiff Requests	21	-	-	-	21
# of Bailiff Requests Filled	20	-	-	-	20
% of Bailiff Requests Filled	95%	-%	-%	-%	100%
# of Bailiff Relief Hours Worked	81.00	-	-	-	81.00
Overtime Hours Paid	\$-	\$-	\$-	\$-	\$-
OTHER COURTS	0.0	0.0	0.0	0.0	0.0
# of Bailiff Requests	46	-	-	-	46
# of Bailiff Requests Filled	46	-	-	-	46
% of Bailiff Requests Filled	100%	-%	-%	-%	100%
# of Bailiff Relief Hours Worked	194.00	-	-	-	194.00
Overtime Hours Paid	\$-	\$-	\$-	\$-	\$-

Bailiff Requests



Bailiff Requests	Q1	Q2	Q3	Q4	Total
District Court Requests	21	-	-	-	21
Other Court Requests	46	-	-	-	46
Request Totals	67	-	-	-	67

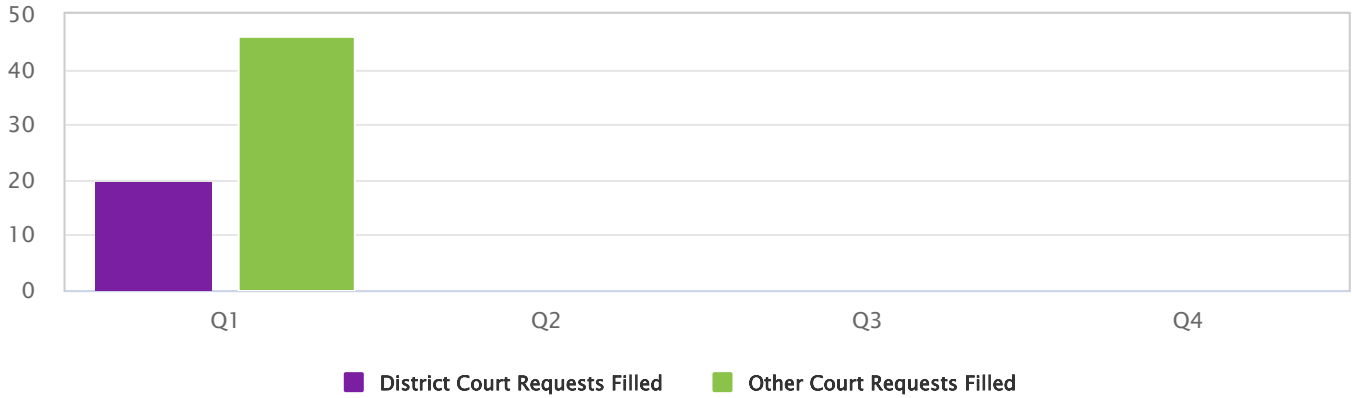
Other Courts Include: *Crimes Against Children, Attorney General, Aux A, Aux B, Aux C, Juvenile, Jury Bailiff & Magistrate*

SO DIVISION

Public Safety

PUBLIC SAFETY

Bailiff Requests Filled



Bailiff Requests Filled	Q1	Q2	Q3	Q4	Total
District Court Requests Filled	20	-	-	-	20
Other Court Requests Filled	46	-	-	-	46
Filled Totals	66	-	-	-	66

Other Courts Include: *Crimes Against Children, Attorney General, Aux A, Aux B, Aux C, Juvenile, Jury Bailiff & Magistrate*

SO DIVISION

Public Safety

Sheriff's Office

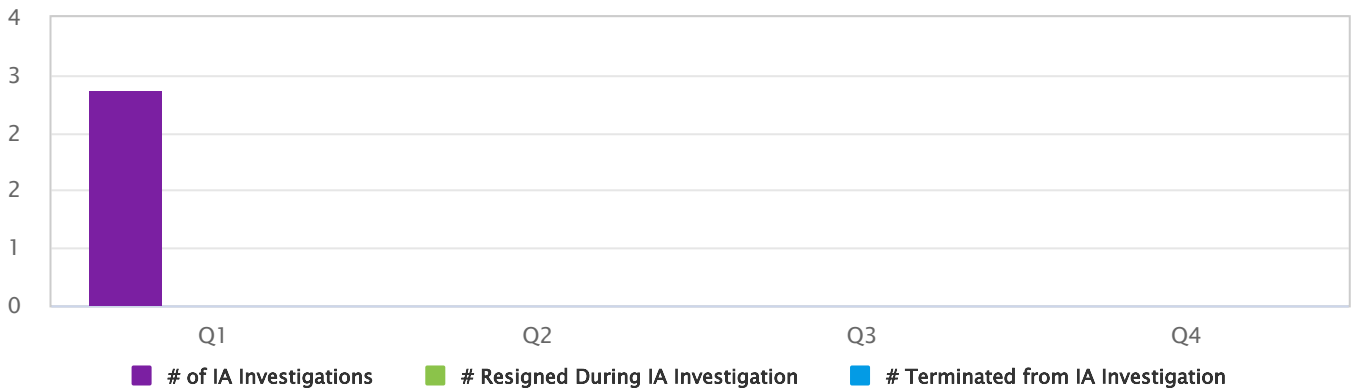
The Collin County Sheriff's Office is responsible for law enforcement in the unincorporated areas of County and for management and operation of the various Collin County Adult Centers. Sheriff's Office provides the following services; Criminal Investigations, Patrol, Dispatch, Mental Health Services, Civil Services, Crime Prevention, Mental Health Services, In-House Training, Criminal Warrants and Judicial Services. The Sheriff's Office oversees various departments including Child Abuse Task Force, County Corrections, Jail, Minimum Security and Pre Trial Release and their functions.

Administration

Upper administration and management of the Sheriff's Office oversees all Sheriff's Office operations and Detention operations. Oversees preparation of the annual budget, oversees Professional Standards (training of all our officers - SO & Detention, background investigations, Internal Affairs investigations, and payroll). And also includes crime prevention, and school resource officers.

Professional Standards Section (Pss)

Professional Standards Section Internal Affairs



Internal Affairs

FY 2026	Q1	Q2	Q3	Q4	Total
# of IA Investigations	3	-	-	-	3
# Resigned During IA Investigation	-	-	-	-	-
# Terminated from IA Investigation	-	-	-	-	-

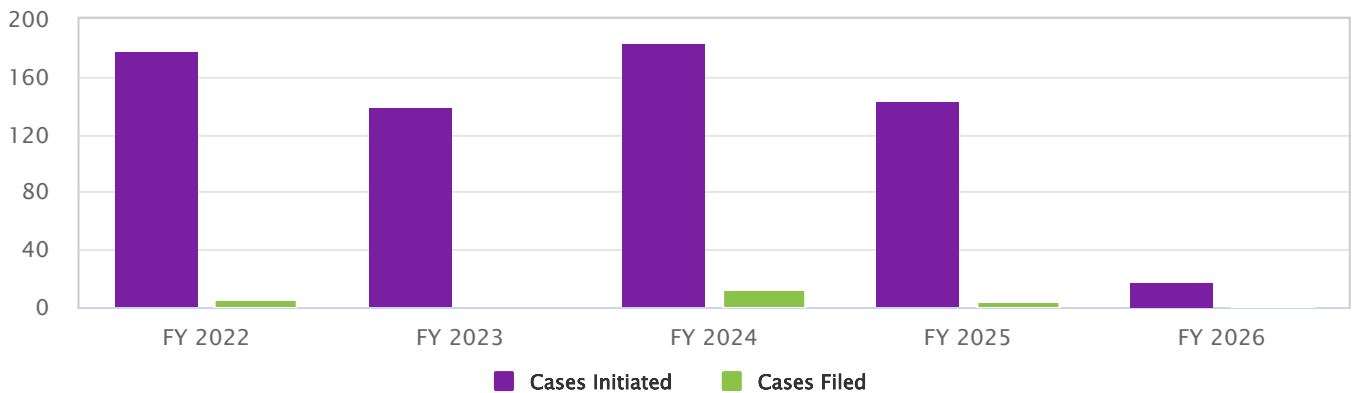
SO DIVISION

Public Safety

Environmental Deputy

FY 2026	Q1	Q2	Q3	Q4	Total
Days Worked	44	-	-	-	44
Cases Initiated	18	-	-	-	18
Cases Filed	1	-	-	-	1
Sites Checked	9	-	-	-	9
Contacts Made	19	-	-	-	19
Follow Up Investigations	4	-	-	-	4
Warning	1	-	-	-	1
JP Citations	-	-	-	-	-
Sites Referred for Clean Up	14	-	-	-	14
Total Weight (lbs) Clean Up by PW referred by Deputy	42,265	-	-	-	42,265
Total Weight Clean Up by Deputy	-	-	-	-	-
Sites Cleaned do to Warnings/Prosecutions	1	-	-	-	1
Recovery Cost	-	-	-	-	-
Training Hours	9	-	-	-	9
Agency Assists	3	-	-	-	3

Environmental Deputy Cases

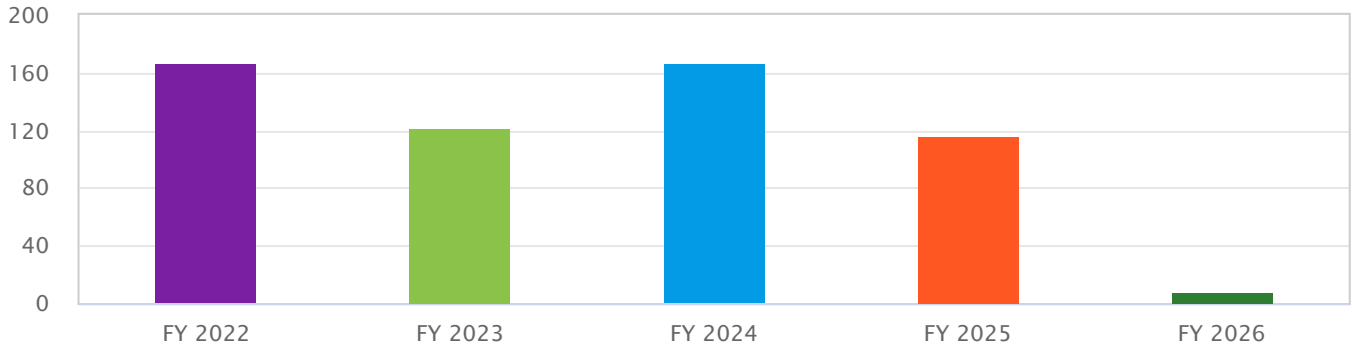


Environmental Deputy Cases	FY 2022	FY 2023	FY 2024	FY 2025	FY 2026
Cases Initiated	178	139	183	143	18
Cases Filed	5	-	13	4	1

SO DIVISION

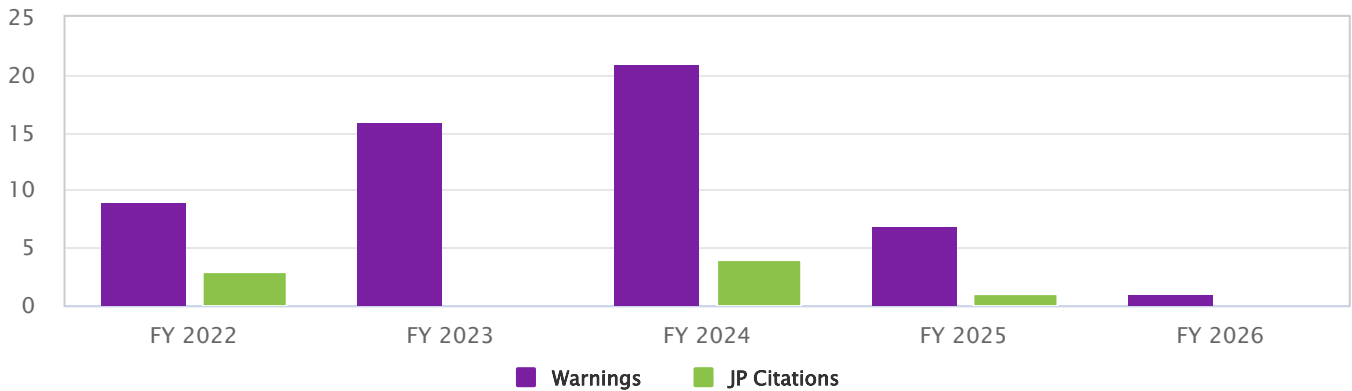
Public Safety

Environmental Deputy Sites Checked



Environmental Deputy	FY 2022	FY 2023	FY 2024	FY 2025	FY 2026
Sites Checked	166	122	166	116	9

Environmental Deputy Citations



Environmental Deputy Citations	FY 2022	FY 2023	FY 2024	FY 2025	FY 2026
Warnings	9	16	21	7	1
JP Citations	3	-	4	1	-

SO DIVISION

Public Safety

Environmental Deputy Recovery Cost



	FY 2022	FY 2023	FY 2024	FY 2025	FY 2026
Recovery Cost	-	-	-	-	-
FY 2026	Q1	Q2	Q3	Q4	Total
# of Traffic Stops	2,087	-	-	-	2,087
# of Arrests	56	-	-	-	56
# Citations	278	-	-	-	278
# of Calls For Service	2,702	-	-	-	2,702
FY 2026	Q1	Q2	Q3	Q4	Total
# of Traffic Stops	4,629	-	-	-	4,629
# of Arrests	870	-	-	-	870
Accidents	524	-	-	-	524
# of Calls For Service	21,404	-	-	-	21,404

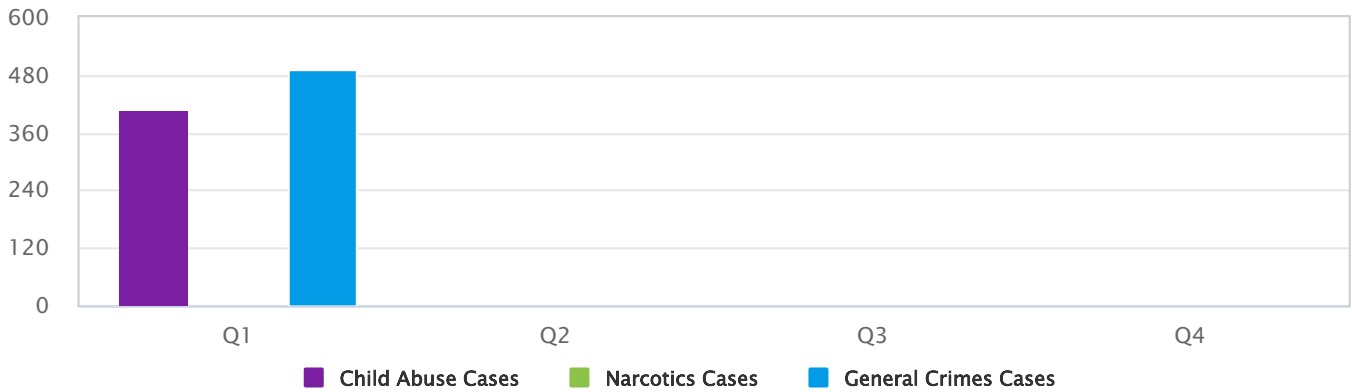
SO DIVISION

Public Safety

Criminal Investigation

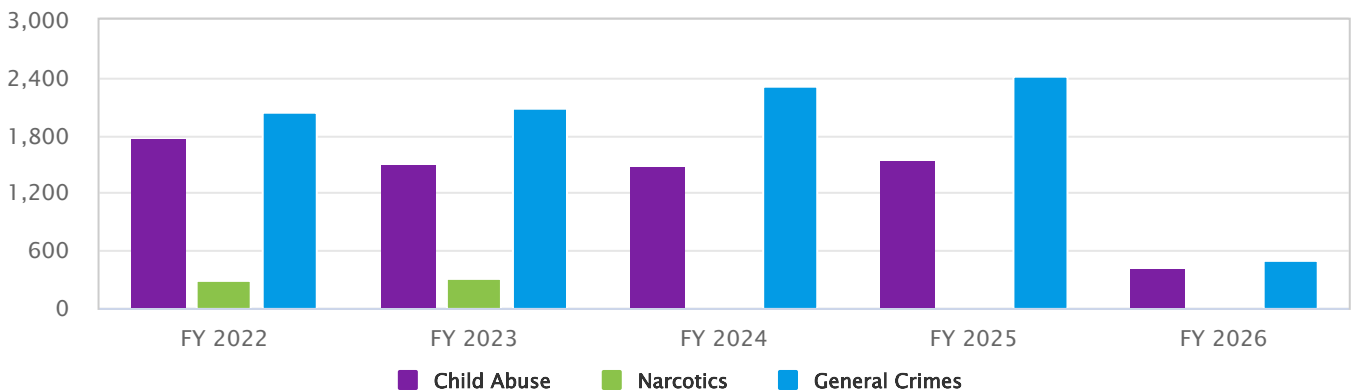
Provides the necessary investigations into allegations of offenses as well as verified offenses within the county, including Family Violence. In that process, investigators accumulate evidence related to specific crimes. Investigator’s objective is to determine if crimes have been committed, the motives and methods of commission, assemble all available evidence, and assist prosecutors with testimony presented to Grand Juries and Courts. Narcotics investigators also work in the same manner but with a specialized effort focused on related offenses.

Criminal Investigations



FY 2026	Q1	Q2	Q3	Q4	Total
Child Abuse Cases	410	-	-	-	410
Narcotics Cases	-	-	-	-	-
General Crimes Cases	493	-	-	-	493
TOTAL	903	-	-	-	903

Criminal Investigations History



Criminal Investigation Cases	FY 2022	FY 2023	FY 2024	FY 2025	FY 2026
Child Abuse	1,773	1,509	1,476	1,547	410
Narcotics	286	318	-	-	-
General Crimes	2,050	2,088	2,320	2,416	493
TOTAL	4,109	-	-	-	903

SO DIVISION

Public Safety

Crimes Against Children

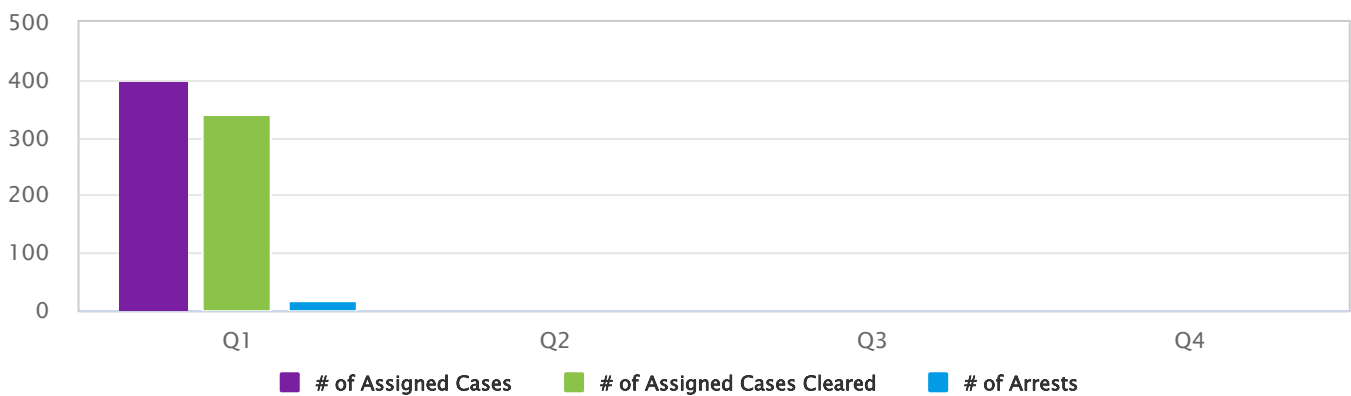
The Crimes Against Children Rural Task Force is commanded by a lieutenant. There is one sergeant who supervises three criminal investigators dedicated to serving 16 different agencies in Collin County.

The purpose and responsibility of the Crimes Against Children Rural Task Force is to investigate cases involving children under the age of 17. Child abuse is when a parent or caregiver causes injury, death, emotional harm, or risk of serious harm to a child. There are many forms of child abuse: neglect, physical abuse, sexual abuse, exploitation, and emotional abuse, or a failure to act that may present an imminent danger to a child.

It is our responsibility to ensure the victims and their families receive the service they expect and deserve. We also want to adhere to our commitment to our community through thorough investigations in a timely manner utilizing all available resources to bring each case to a successful conclusion.

Our mission of the Crimes Against Children Task Force is to protect all children from harm, ensure they receive justice through quality investigations, and use our resources to reduce further trauma to victims and their families.

Crimes Against Children Cases



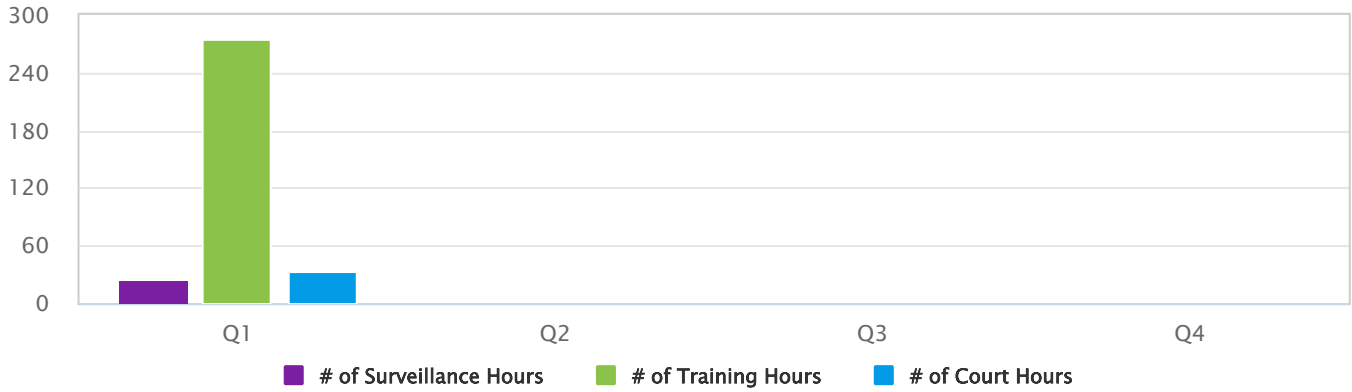
FY 2026	Q1	Q2	Q3	Q4	Total
# of Assigned Cases	400	-	-	-	400
# of Assigned Cases Cleared	340	-	-	-	340
# of Arrests	16	-	-	-	16

CAC Cases History	FY 2022	FY 2023	FY 2024	FY 2025	FY 2026
# of Assigned Cases	1,810	1,509	1,453	1,518	400
# of Assigned Cases Cleared	1,428	1,268	1,303	1,241	340
# of Arrests	189	86	85	65	16

SO DIVISION

Public Safety

Crimes Against Children Other Duty Hours



FY 2026	Q1	Q2	Q3	Q4	Total
# of Surveillance Hours	24	-	-	-	24
# of Training Hours	274	-	-	-	274
# of Court Hours	34	-	-	-	34

SO DIVISION

Public Safety

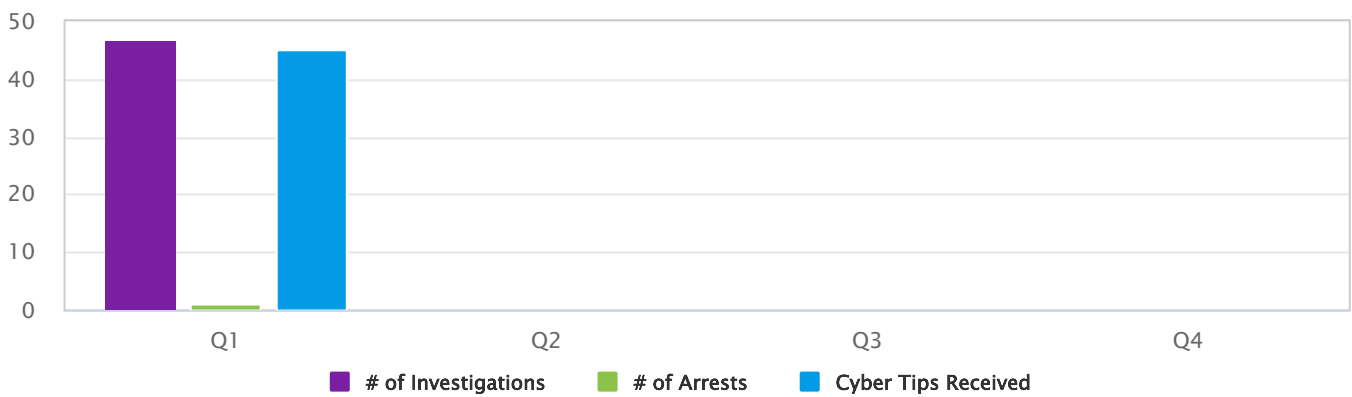
Child Exploitation Unit

The Child Exploitation Unit (CEU) investigates all cases of technology facilitated exploitation of a child under 18 years of age and operates the Digital Forensic Lab for the Collin County Sheriff’s Office. The CEU is part of the Internet Crimes Against Children (ICAC) Task Force.

The ICAC Task Force is a national law enforcement effort sponsored by the United States Department of Justice to protect children from crimes committed via the Internet.

The Digital Forensic Lab examines and analyzes computer and digital evidence for the purpose of identification, collection, and preservation of evidence.

Child Exploitation Unit Investigations



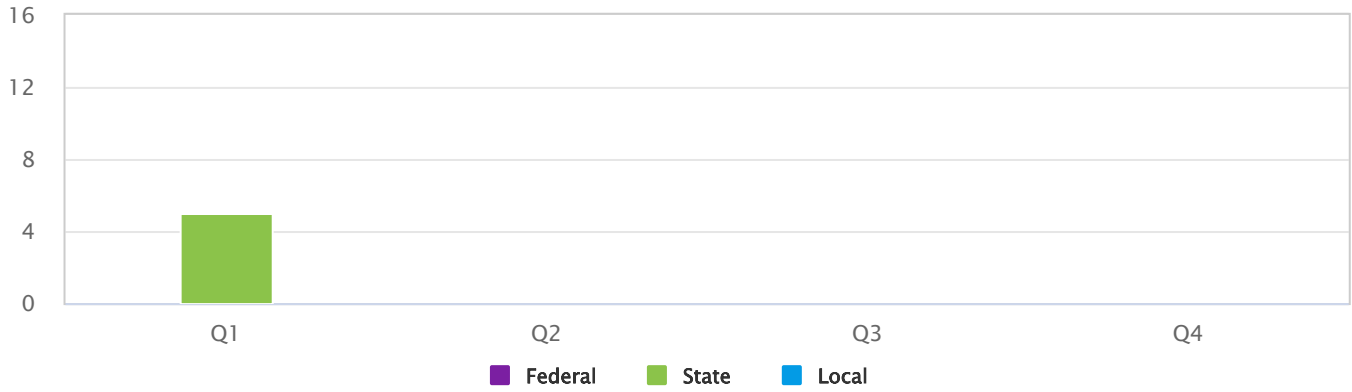
FY 2026	Q1	Q2	Q3	Q4	Total
# of Investigations	47	-	-	-	47
# of Arrests	1	-	-	-	1
Cyber Tips Received	45	-	-	-	45

Investigations History	FY 2022	FY 2023	FY 2024	FY 2025	FY 2026
# of Investigations	148	142	278	293	47
# of Arrests	47	34	33	37	1
Cyber Tips Received	45	87	119	177	45
TOTAL	240	263	430	507	93

SO DIVISION

Public Safety

Child Exploitation Unit Case Referrals



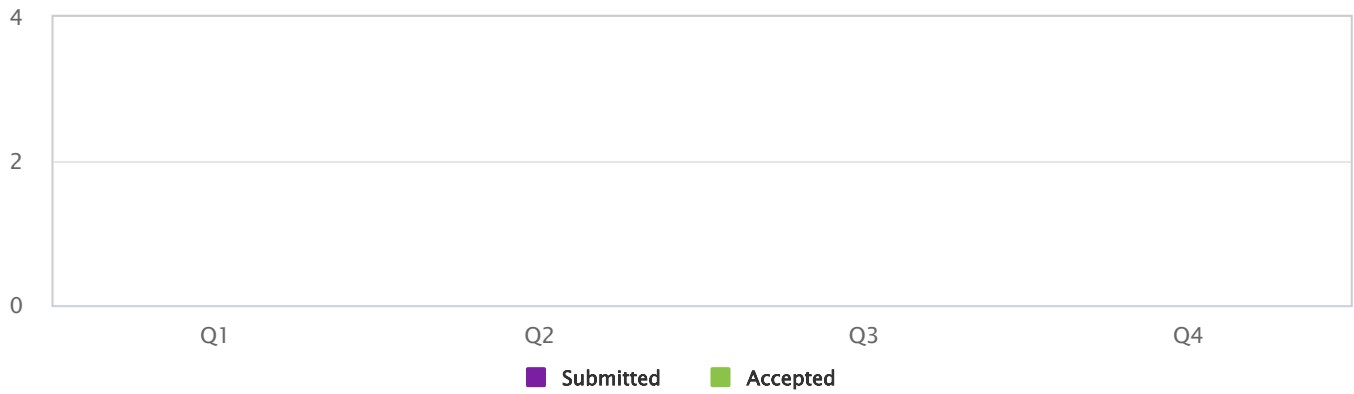
Case Referrals

FY 2026	Q1	Q2	Q3	Q4	Total
Federal	-	-	-	-	-
State	5	-	-	-	5
Local	-	-	-	-	-

SO DIVISION

Public Safety

Child Exploitation Unit Federal Prosecution



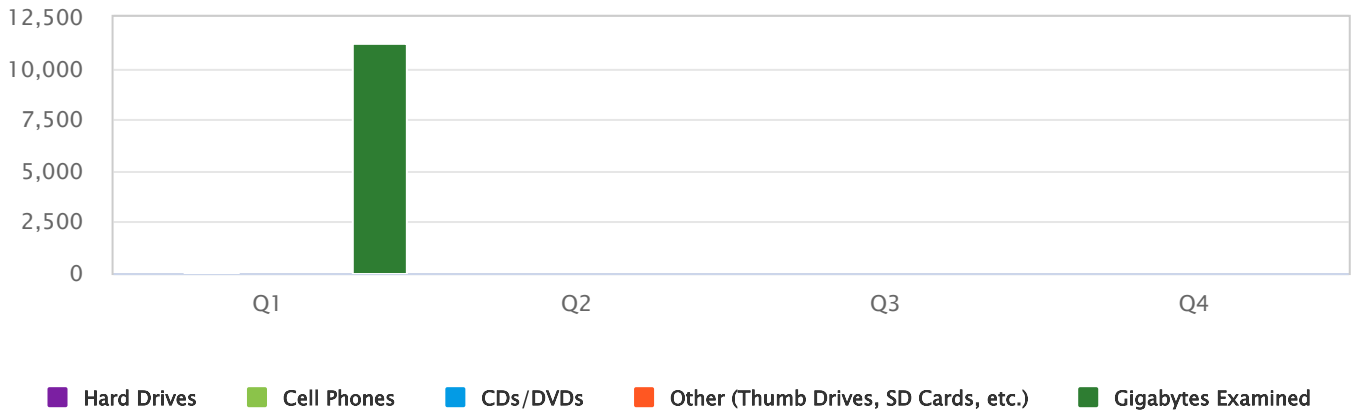
Federal Prosecution

FY 2026	Q1	Q2	Q3	Q4	Total
Submitted	-	-	-	-	-
Accepted	-	-	-	-	-

SO DIVISION

Public Safety

Child Exploitation Unit Technical Assists Forensic Exams



Technical Assists

FY 2026	Q1	Q2	Q3	Q4	Total
# of Hard Drives	10	-	-	-	10
# of Cell Phones	51	-	-	-	51
# of CDs/DVDs	-	-	-	-	-
# of Other (Thumb Drives, SD Cards, etc.)	-	-	-	-	-
# of Gigabytes Examined	11,241	-	-	-	11,241
# of Items Previewed	3	-	-	-	3

Technical Assists History

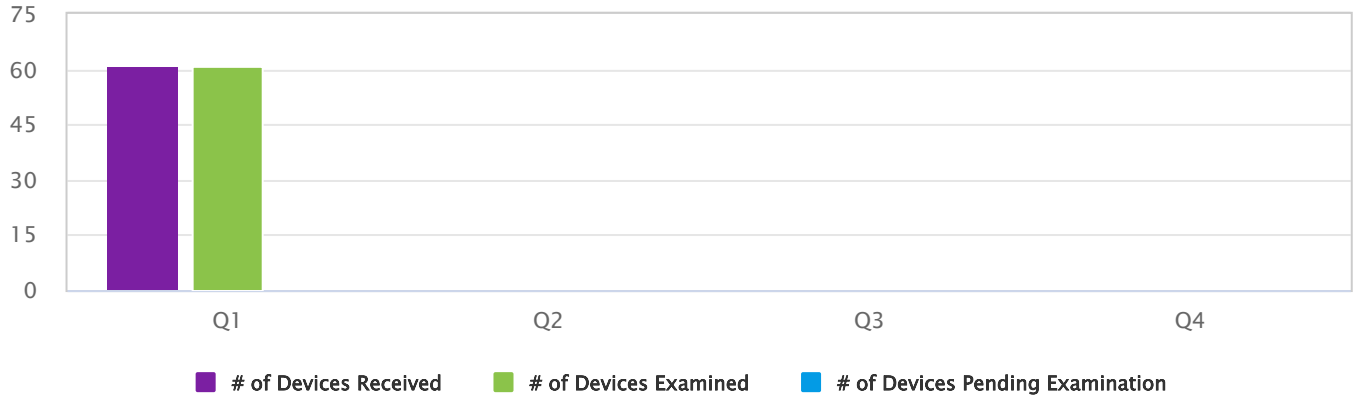
	FY 2022	FY 2023	FY 2024	FY 2025	FY 2026
# of Hard Drives	52	61	45	89	10
# of Cell Phones	60	151	185	238	51
# of CDs/DVDs	-	-	-	-	-
# of Other (Thumb Drives, SD Cards, etc.)	11	18	4	33	-
# of Gigabytes Examined	84,000	109,855	40,291	97,533	11,241
# of Items Previewed	9	2	1,256	3	3
TOTAL	84,132	-	-	-	11,305

SO DIVISION

Public Safety

PUBLIC SAFETY

Digital Forensics



Digital Forensics

FY 2026 YTD	Q1	Q2	Q3	Q4	Total
# of Devices Received	61	-	-	-	61
# of Devices Examined	61	-	-	-	61
# of Devices Pending Examination	-	-	-	-	-

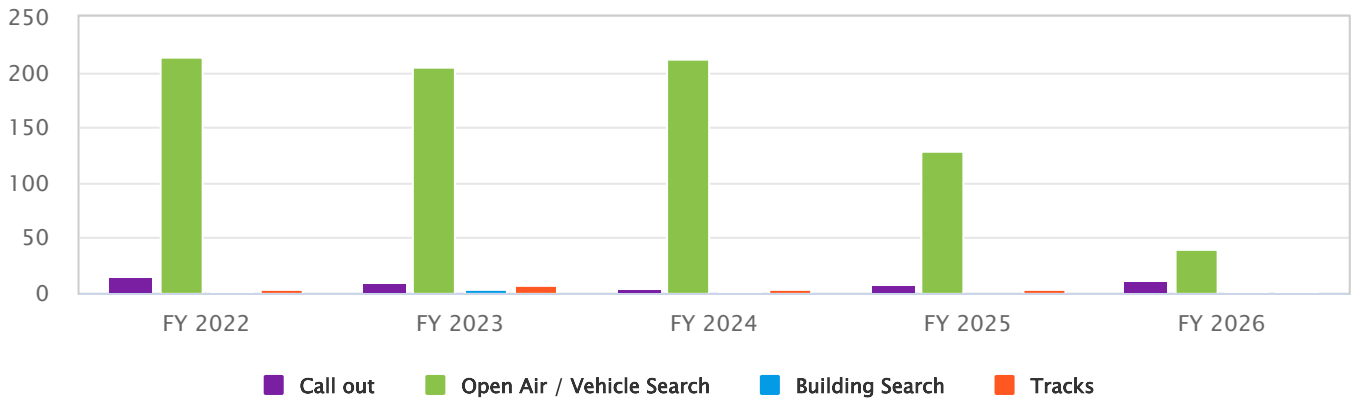
SO DIVISION

Public Safety

K-9 Activity

FY 2026	Q1	Q2	Q3	Q4	Total
Call out	10	-	-	-	10
Open Air / Vehicle Search	39	-	-	-	39
Building Search	1	-	-	-	1
Tracks	2	-	-	-	2
TOTAL	52	-	-	-	52

K-9 Activity



Call Out – No K-9 on duty and there is a need for one

Open Air/Vehicle Search – K-9 used to conduct an open air sniff/search of things such as vehicles or the exterior of buildings.

Building Search – K-9 used to search the interior of a building for either drugs or people

K-9 Track – K-9 used to search for a person

K-9 Activity History	FY 2022	FY 2023	FY 2024	FY 2025	FY 2026
Call out	15	9	4	8	10
Open Air / Vehicle Search	213	204	212	128	39
Building Search	1	4	2	-	1
Tracks	3	7	3	4	2
TOTAL	232	224	221	140	52

SO DIVISION

Public Safety

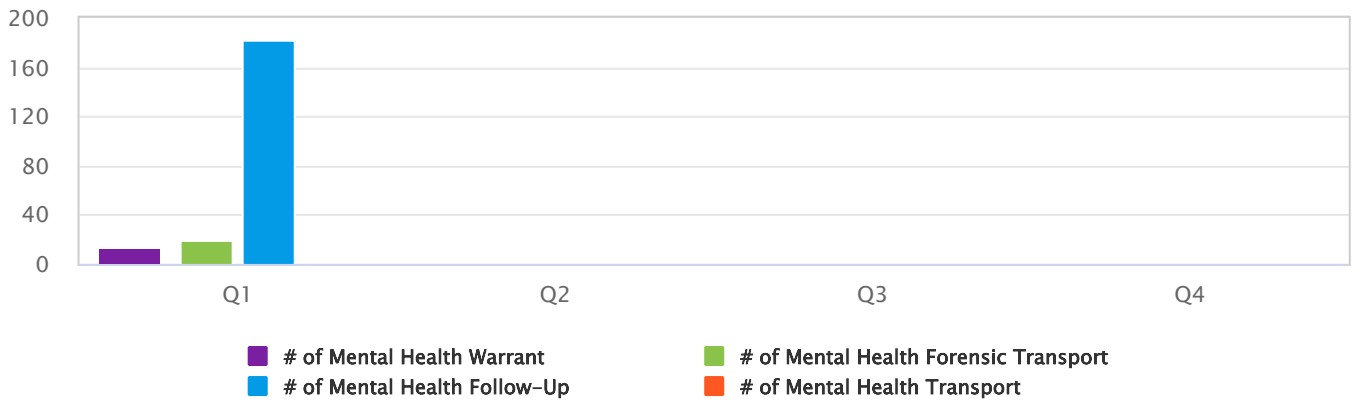
Support Services - Mental Commitments

Goals & Objectives

1. To serve to all mental calls within 1 hour 90% of the time

FY 2026	Q1	Q2	Q3	Q4	Total
# of Apprehension Peace Officer w/out Warrant (Jail)	4	-	-	-	4
# of Apprehension Peace Officer w/out Warrant (Patrol)	63	-	-	-	63
# of Emergency Detention Order (Jail)	63	-	-	-	63
# of Mental Health Warrant	13	-	-	-	13
# of Mental Health Forensic Transport	19	-	-	-	19
# of Mental Health Follow-Up	182	-	-	-	182

Mental Commitments



FY 2026	Q1	Q2	Q3	Q4	Total
# of Mental Health Warrant	13	-	-	-	13
# of Mental Health Forensic Transport	19	-	-	-	19
# of Mental Health Follow-Up	182	-	-	-	182
# of Mental Health Transport	-	-	-	-	-

SO DIVISION*Public Safety***Support Services - Fugitive Transport**

Goals & Objectives

1. To transport prisoners as required either by Court Order or by warrant within one day before required time limits as set by the judge or Texas C.C.P. 90% of the time.

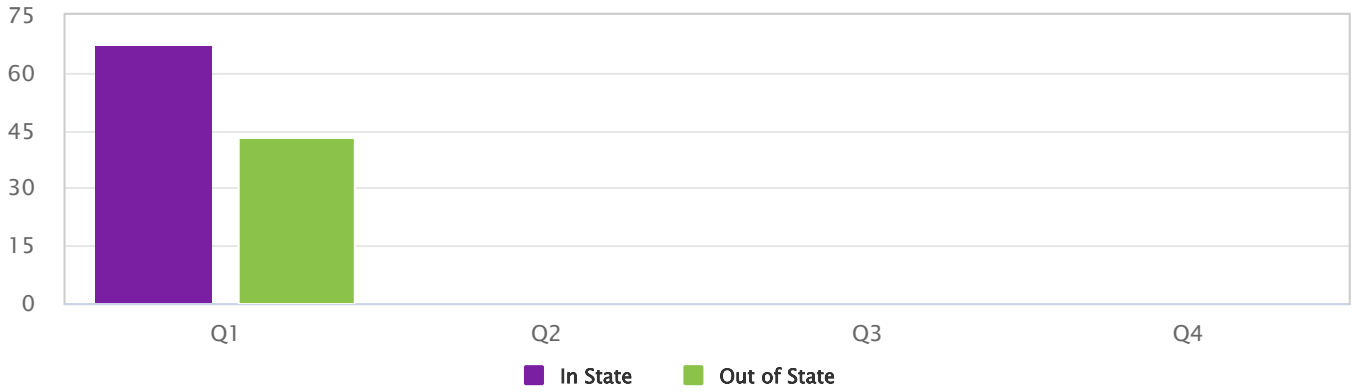
FY 2026	Q1	Q2	Q3	Q4	Total
Pick Up in County - In State	67	-	-	-	67
Pick Up in County - Out of State	43	-	-	-	43
Bench Warrant - In State	2	-	-	-	2
Bench Warrant - Out of State	-	-	-	-	-
Bench Warrant - TDC	8	-	-	-	8
TDC Intake	110	-	-	-	110
TDC Full Release	22	-	-	-	22
Pick Up Federal - In State	2	-	-	-	2
Pick Up Federal - Out of State	1	-	-	-	1
Overnight Trips	32	-	-	-	32

SO DIVISION

Public Safety

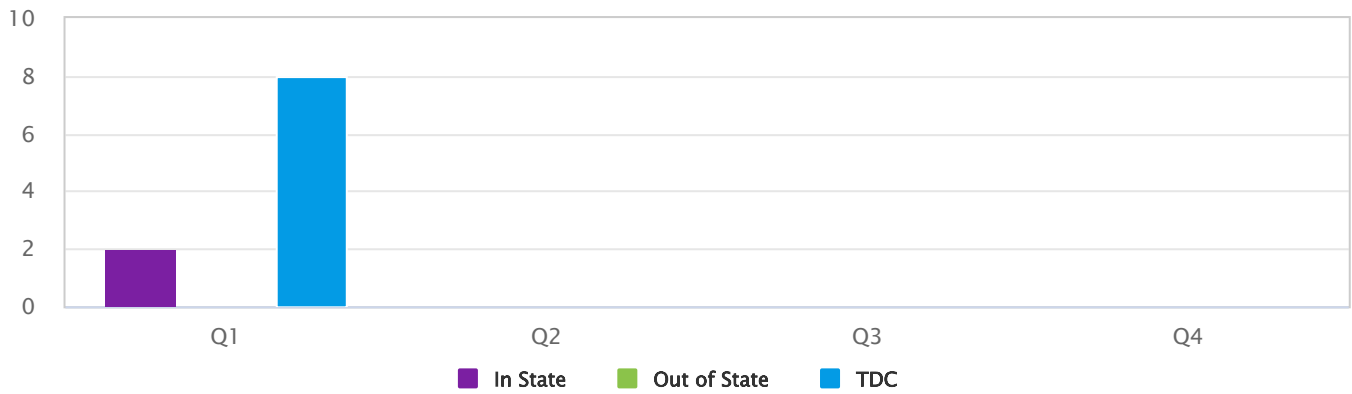
PUBLIC SAFETY

Fugitive Transports Pick Up in County



FY 2026	Q1	Q2	Q3	Q4	Total
Pick Up in County - In State	67	-	-	-	67
Pick Up in County - Out of State	43	-	-	-	43

Fugitive Transports Bench Warrants

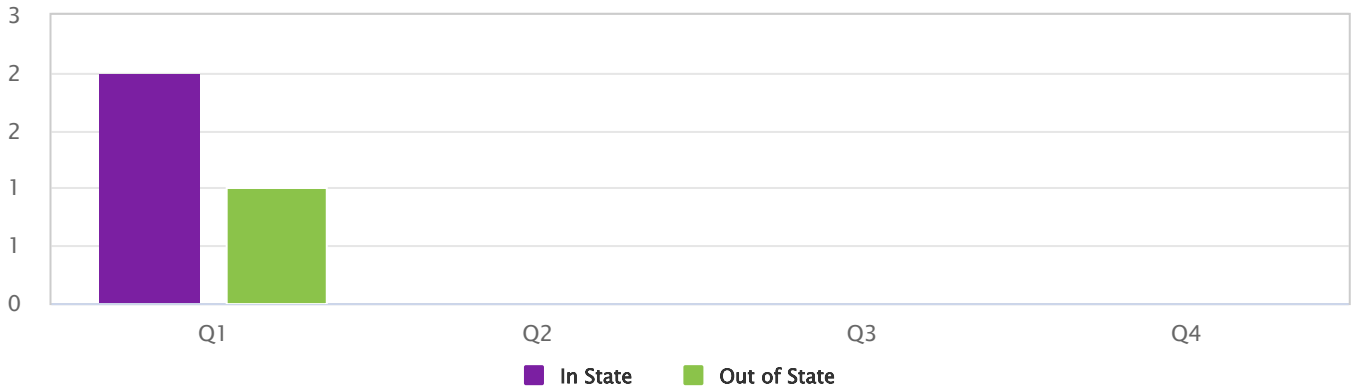


FY 2026	Q1	Q2	Q3	Q4	Total
Bench Warrant - In State	2	-	-	-	2
Bench Warrant - Out of State	-	-	-	-	-
Bench Warrant - TDC	8	-	-	-	8

SO DIVISION

Public Safety

Fugitive Transports Pick Up Federal



FY 2026	Q1	Q2	Q3	Q4	Total
Pick Up Federal - In State	2	-	-	-	2
Pick Up Federal - Out of State	1	-	-	-	1

SO DIVISION

Public Safety

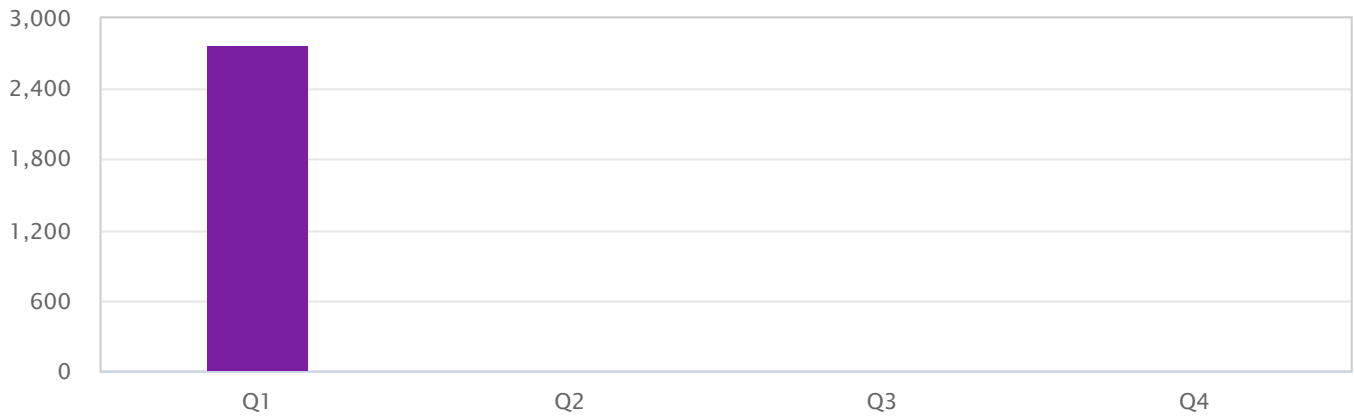
Support Services - Warrants

Goals & Objectives

- 1. To process 95% of all warrants received within 24 hours upon receiving.

FY 2026	Q1	Q2	Q3	Q4	Total
# of Warrants Received	2,779	-	-	-	2,779
# of Warrants Processed	2,743	-	-	-	2,743
# of Warrants Processed w/in 24 hrs of Receiving	2,743	-	-	-	2,743
% of Warrants Processed w/in 24 hrs of Receiving	98.70%	-%	-%	-%	98.70%

Warrants



FY 2026	Q1	Q2	Q3	Q4	Total
# of Warrants Received	2,779	-	-	-	2,779

SO DIVISION

Public Safety

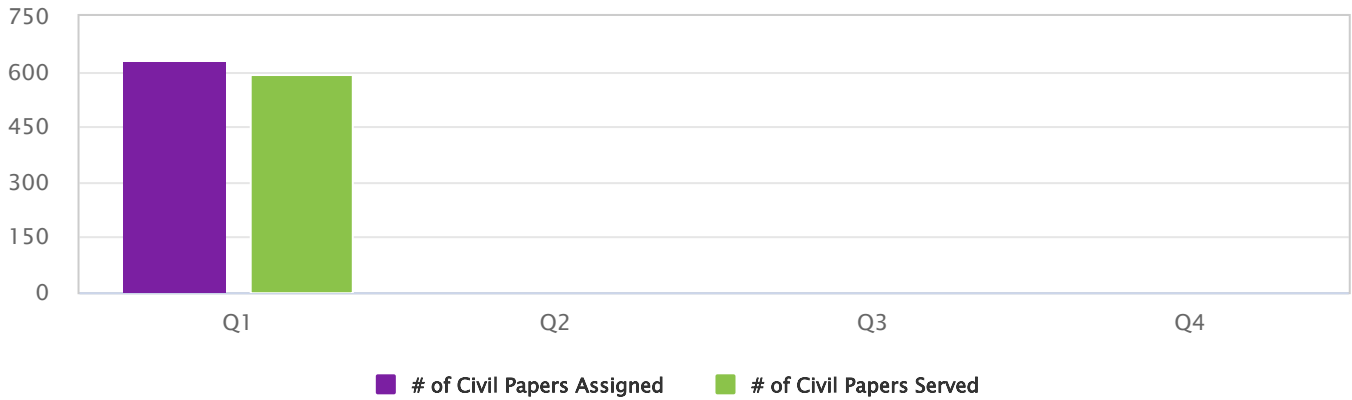
Support Services - Civil Papers

Goals & Objectives

1. To process 95% of all civil papers received within 48 business hours of receiving.
2. To serve 95% of all civil papers received within 10 business days of receiving.

FY 2026	Q1	Q2	Q3	Q4	Total
# of Civil Papers Assigned	628	-	-	-	628
# of Civil Papers Served	592	-	-	-	592
# of Service Attempts	159	-	-	-	159
# of Papers Returned	35	-	-	-	35
# of Writs Received	3	-	-	-	3
# of Writs Served	2	-	-	-	2

Civil Papers



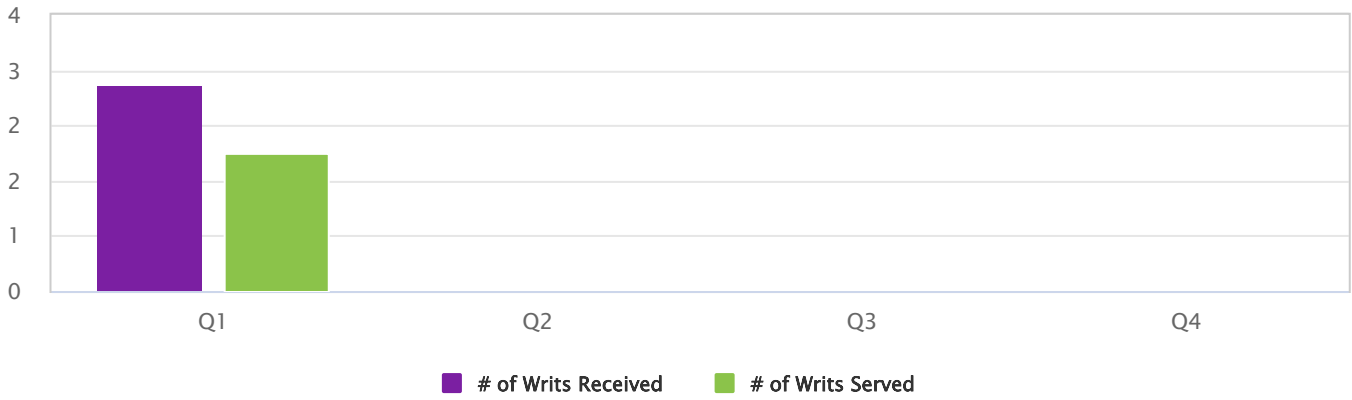
FY 2026	Q1	Q2	Q3	Q4	Total
# of Civil Papers Assigned	628	-	-	-	628
# of Civil Papers Served	592	-	-	-	592

SO DIVISION

Public Safety

PUBLIC SAFETY

Writs



FY 2026	Q1	Q2	Q3	Q4	Total
# of Writs Received	3	-	-	-	3
# of Writs Served	2	-	-	-	2

SO DIVISION

Public Safety

Support Services - Records

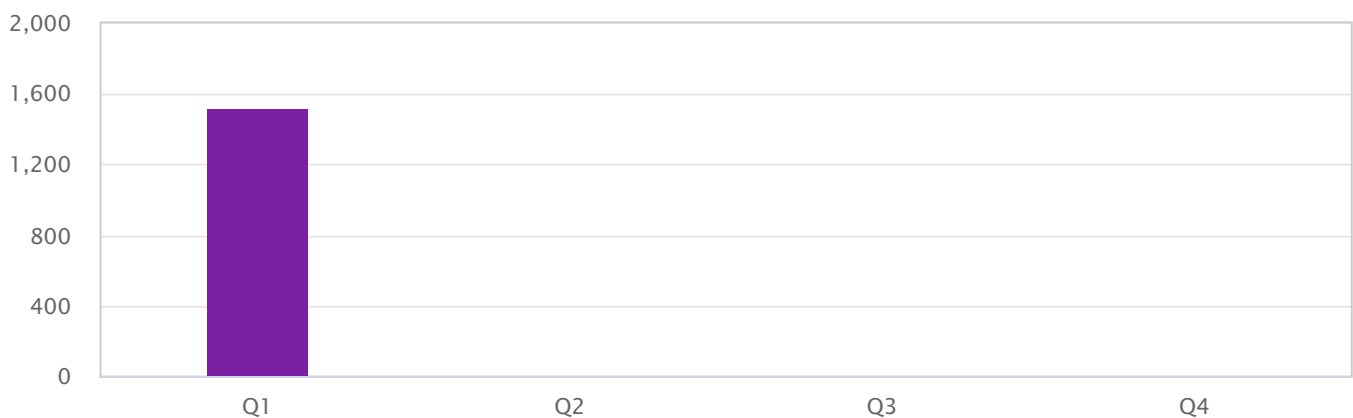
Personnel assigned to Support Services include Mental Deputies, Warrant Deputies, and service personnel. Mental Deputies respond to calls, at all hours, and situations involving emotionally or possibly mentally disturbed persons. These Deputies are trained to anticipate and deal with such situations and transport, when necessary, to the appropriate medical facility. Warrant Deputies pursue all warrants and serve all processes directed to them. They, like Mental Deputies, are always on call. A service personnel coordinates day-to-day maintenance and repair of fleet vehicles and equipment and also coordinates delivery and other repairs with maintenance facilities or other necessary locations.

Goals & Objectives

1. To process open records requests within 10 business days without modification 70% of the time. (Mandate is 10 Business Days)
2. To process open records requests within 90 business days or less with modification 30% of the time.
3. To accurately enter records into the system within 3 business days 95% of the time.

FY 2026	Q1	Q2	Q3	Q4	Total
# of Public Information Requests Received	1,527	-	-	-	1,527
# of Public Information Requests Processed	1,527	-	-	-	1,527
# of Public Information Requests Processed within 10 Days or Less of Receiving	1,493	-	-	-	1,493
% of Public Information Requests Processed within 10 Days or Less of Receiving	97.77%	0.00%	0.00%	0.00%	97.77%
	0.0	0.0	0.0	0.0	0.0
# of Public Information Requests Processed within 90 Days or Less of Receiving	34	-	-	-	34
% of Public Information Requests Processed within 90 Days or Less of Receiving	2.23%	0.00%	0.00%	0.00%	2.23%

Public Information Requests

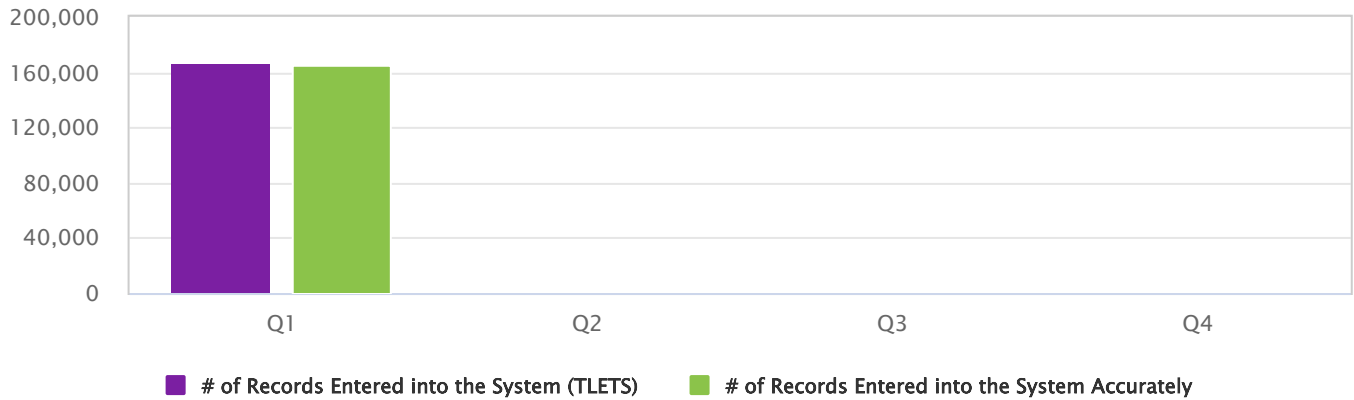


FY 2026	Q1	Q2	Q3	Q4	Total
# of Public Information Requests Received	1,527	-	-	-	1,527

SO DIVISION

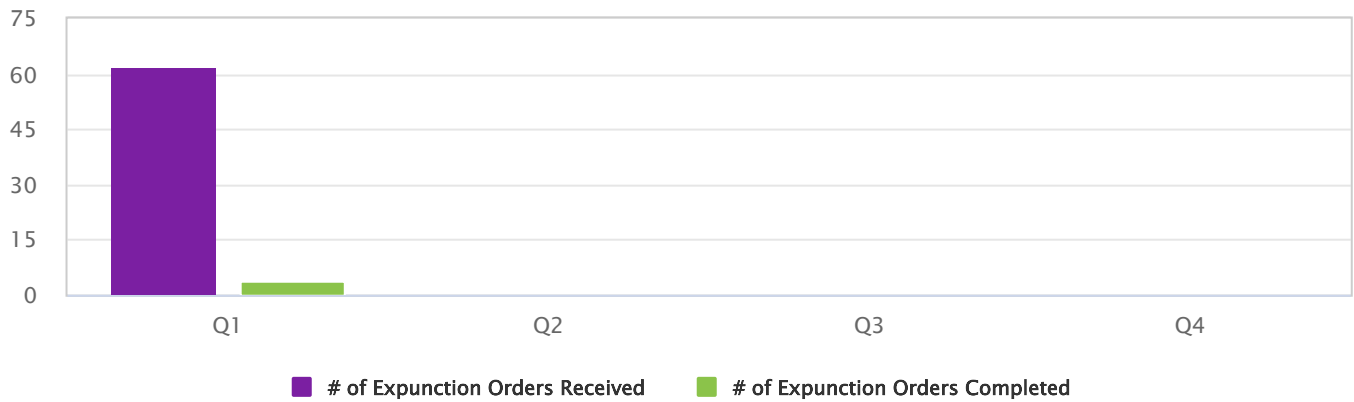
Public Safety

Records Entered into TLETS



FY 2026	Q1	Q2	Q3	Q4	Total
# of Records Entered into the System (TLETS)	166,383	-	-	-	166,383
# of Records Entered into the System Accurately	165,556	-	-	-	165,556
% of Records Entered into the System Accurately	99.50%	0.00%	0.00%	0.00%	99.50%

Expunction Orders

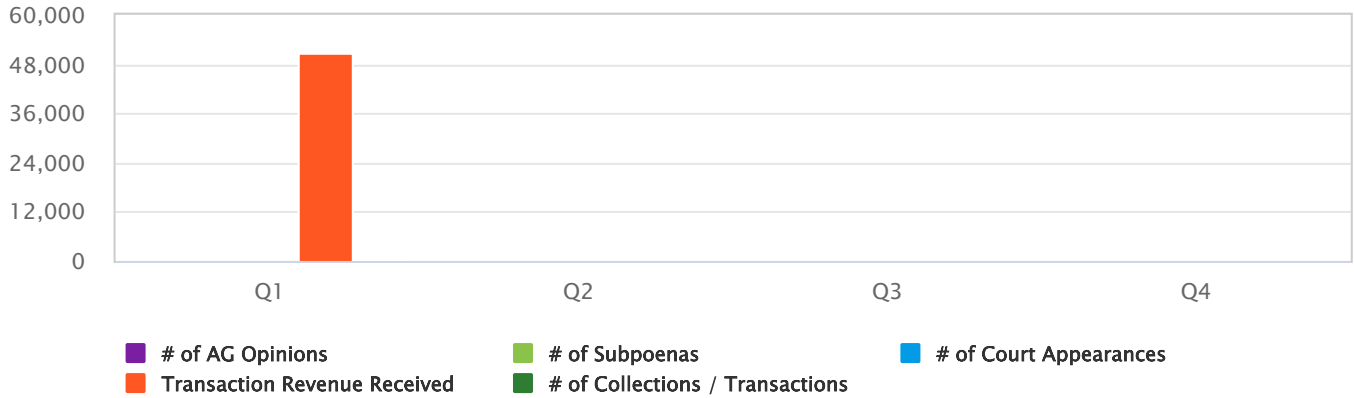


FY 2026	Q1	Q2	Q3	Q4	Total
# of Expunction Orders Received	62	-	-	-	62
# of Expunction Orders Completed	4	-	-	-	4

SO DIVISION

Public Safety

Records Activity



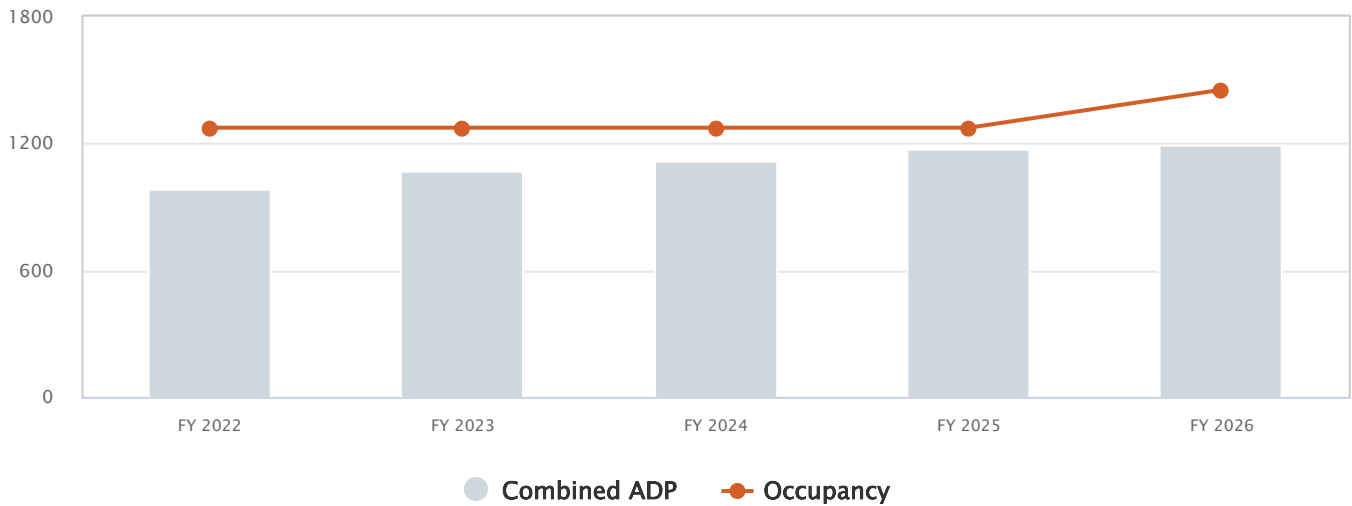
FY 2026	Q1	Q2	Q3	Q4	Total
# of AG Opinions	32	-	-	-	32
# of Subpoenas	6	-	-	-	6
# of Court Appearances	2	-	-	-	2
Transaction Revenue Received	\$50,701.00	\$0.00	\$0.00	\$0.00	\$50,701.00
# of Collections / Transactions	322	-	-	-	322
Total Revenue Collected	\$3,428.00	\$0.00	\$0.00	\$0.00	\$3,428.00

SO INMATE HOUSING HIGH LEVEL

Public Safety

Sheriff's Office Inmate Stats

Combined Jail & Min Sec ADP



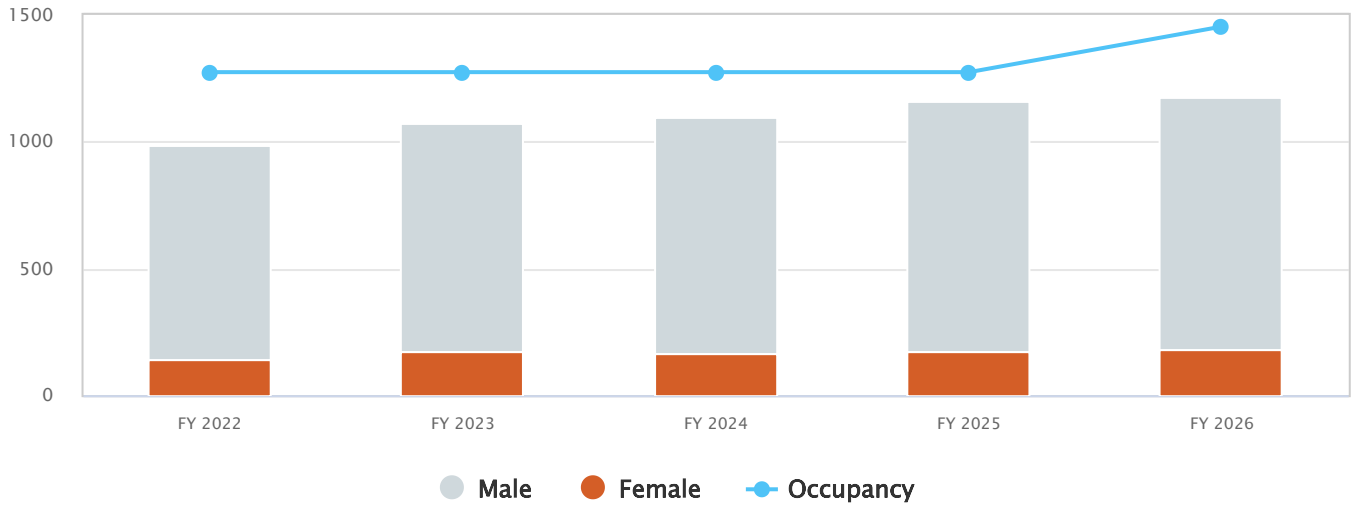
	FY 2022	FY 2023	FY 2024	FY 2025	FY 2026
Combined ADP	989	1,074	1,120	1,179	1,190
Occupancy	1,274	1,274	1,274	1,274	1,454

Average Daily Populations calculated using the Jail Case Coordinator's Office Daily Statistics which is a snap shot of the ADP at the time that the report was generated.

SO INMATE HOUSING HIGH LEVEL

Public Safety

Combined Jail & Min Sec ADP (Male & Female)



	FY 2022	FY 2023	FY 2024	FY 2025	FY 2026	FY22-26 % Increase
Male	847	902	933	984	990	16.84%
Female	142	172	166	176	183	29.28%
Total	989	1,074	1,099	1,160	1,173	18.62%
Occupancy	1,274	1,274	1,274	1,274	1,454	14.13%
Annual % Increase	-%	8.62%	2.31%	5.55%	1.12%	-%

SO INMATE HOUSING

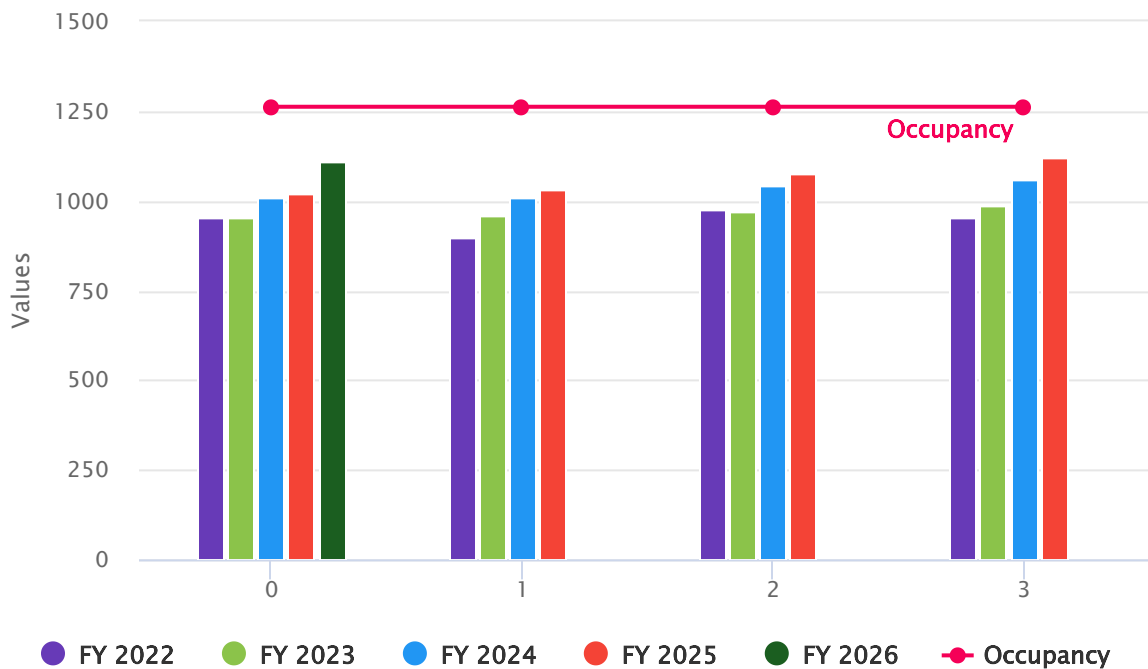
Public Safety

Jail Operations

Detention Operations

Detention Operations includes many aspects of daily jail operations which include, but are not completely limited to, medical, admissions/release, housing, kitchen, service areas, and laundry. In addition, federal inmates are housed in this facility by contract with the United States Marshal's Office.

Average Daily Population (Jail)



Highcharts.com

Avg	Q1	Q2	Q3	Q4	Avg. Total	% increase
FY 2022	952	896	976	952	944	0.0
FY 2023	952	961	969	988	968	2.54%
FY 2024	1,012	1,007	1,043	1,057	1,030	6.40%
FY 2025	1,023	1,033	1,074	1,119	1,062	3.11%
FY 2026	1,108	-	-	-	1,108	4.33%

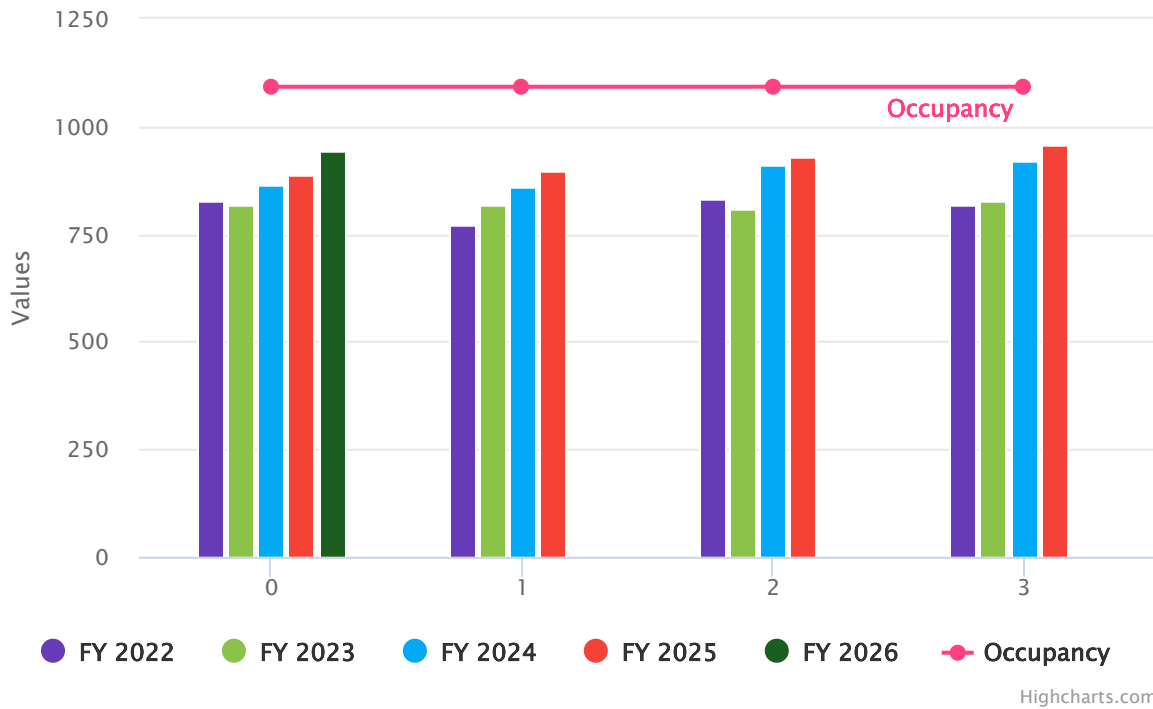
Jail capacity is 1,262 which does not include 24 infirmary beds.

Average Daily Populations calculated using the Jail Case Coordinator's Office Daily Statistics which is a snap shot of the ADP at the time that the report was generated.

SO INMATE HOUSING

Public Safety

Male Average Daily Population (Jail)

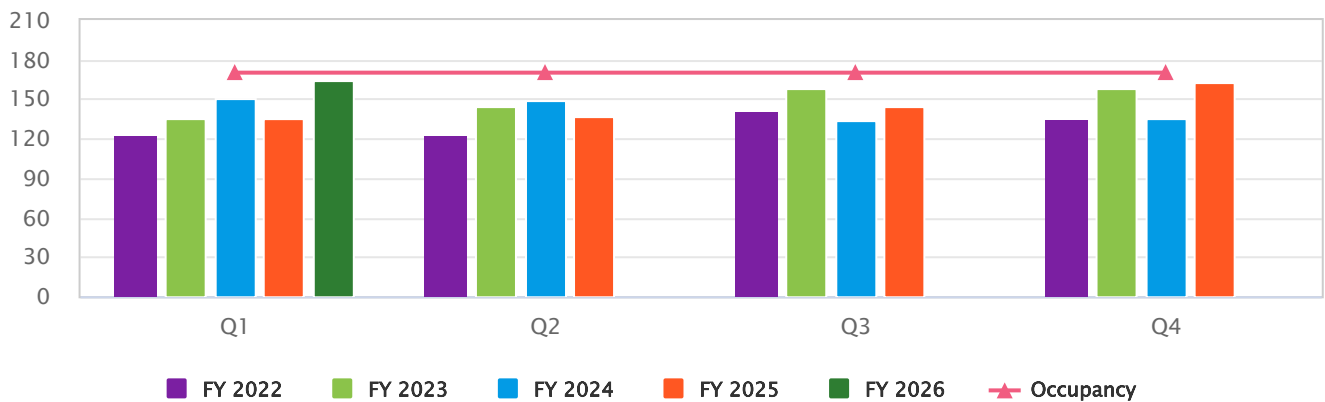


Highcharts.com

Males	Q1	Q2	Q3	Q4	Avg. Total	% increase
FY 2022	827	772	834	816	812	0.0
FY 2023	816	817	810	829	818	0.74%
FY 2024	862	859	909	922	888	8.56%
FY 2025	889	896	928	956	917	3.27%
FY 2026	943	-	-	-	943	2.84%

Male jail capacity is 1,092.

Female Average Daily Population (Jail)



Females	Q1	Q2	Q3	Q4	Avg. Total	% increase/ -decrease
---------	----	----	----	----	------------	-----------------------

SO INMATE HOUSING

Public Safety

FY 2022	124	124	142	136	132	0.0
FY 2023	136	144	159	159	150	13.64%
FY 2024	150	149	134	135	142	(5.33%)
FY 2025	135	137	145	163	145	2.11%
FY 2026	165	-	-	-	165	13.79%

Female jail capacity is 170.

Annual Average Daily Population (Jail)

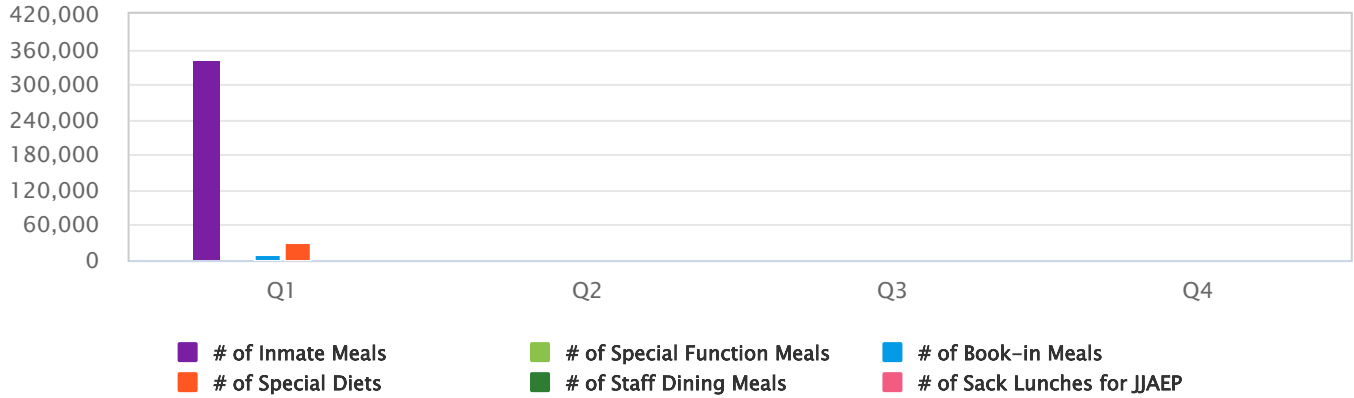


Jail	FY 2022	FY 2023	FY 2024	FY 2025	FY 2026	FY22-26 % increase
Male	812	818	888	917	943	16.13%
Female	132	149	142	145	165	25.00%
Total	944	967	1,030	1,062	1,108	17.37%
Annual Increase	-	2.44%	6.51%	3.11%	4.33%	0.00%

SO INMATE HOUSING

Public Safety

Meals (Jail)



Statistics

Inmate Meals	Q1	Q2	Q3	Q4	Total
# of Inmate Meals	342,831	-	-	-	342,831
# of Special Function Meals	1	-	-	-	1
# of Book-in Meals	8,612	-	-	-	8,612
# of Special Diets	31,981	-	-	-	31,981
# of Staff Dining Meals	-	-	-	-	-
# of Sack Lunches for JJAEP	-	-	-	-	-
Total Meals	383,425	-	-	-	383,425

Annual History	FY 2022	FY 2023	FY 2024	FY 2025	FY 2026
# of Inmate Meals	1,081,863	1,107,056	1,350,580	1,299,795	342,831
# of Special Function Meals	88	1	4	2	1
# of Book-in Meals	39,061	48,206	32,752	55,477	8,612
# of Staff Dining Meals	7,639	6,994	-	24,090	-
Total Meals	1,128,651	1,162,257	1,383,336	1,379,364	351,444

SO INMATE HOUSING

Public Safety

Inspections

Goals & Objectives

1. To score a 95 or above on the yearly kitchen / laundry inspection 95% of the time.

FY 2026	Q1	Q2	Q3	Q4	Total
# of Health Inspections Completed	-	-	-	-	-
# of Inspection Score of 95 or Above	-	-	-	-	-
% of Inspection Score of 95 or Above	-%	-%	-%	-%	-%

Annual History	FY 2022	FY 2023	FY 2024	FY 2025	FY 2026
# of Health Inspections Completed	3	3	3	9	-
# of Inspection Score of 95 or Above	3	3	3	7	-
% of Inspection Score of 95 or Above	100.00%	100.00%	100.00%	77.78%	-%

SO INMATE HOUSING

Public Safety

Inmate Programs

Goals & Objectives

1. To provide various programs and enroll inmates within 7 days of request 90% of the time.

FY 2026	Q1	Q2	Q3	Q4	Total
# of Programs Provided	-	-	-	-	-
# of Program Enrollments	-	-	-	-	-
# of Program Enrollments w/in 7 days of Request	-	-	-	-	-
% of Program Enrollments w/in 7 days of Request	-%	-%	-%	-%	-%

Annual History	FY 2022	FY 2023	FY 2024	FY 2025	FY 2026
# of Programs Provided	493	300	393	1,192	-
# of Program Enrollments	2,946	6,757	11,790	11,930	-
# of Program Enrollments w/in 7 days of Request	2,633	4,958	7,824	7,451	-
% of Program Enrollments w/in 7 days of Request	89.38%	73.38%	66.36%	62.46%	-%

SO INMATE HOUSING

Public Safety

Admissions / Release / Classification

Goals & Objectives

1. To place the inmate information in the system within 2 hours of receiving 98% of the time

FY 2026	Q1	Q2	Q3	Q4	Total
# of Inmate Information Files	4,341	-	-	-	4,341
# of Inmate Information Files Entered into the System w/in 2 hours of Receiving	2,174	-	-	-	2,174
% of Inmate Information Files Entered into the System w/in 2 hours of Receiving	50.08%	-%	-%	-%	50.08%

Annual History	FY 2022	FY 2023	FY 2024	FY 2025	FY 2026
# of Inmate Information Files	15,201	15,966	16,691	17,874	4,341
# of Inmate Information Files Entered into the System w/in 2 hours of Receiving	3,382	2,417	2,531	2,256	2,174
% of Inmate Information Files Entered into the System w/in 2 hours of Receiving	22.25%	15.14%	15.16%	12.62%	50.08%

Statistics	Q1	Q2	Q3	Q4	Total
# of Accused Processed	4,341	-	-	-	4,341
# of Inmates Incarcerated	1,678	-	-	-	1,678
# of Inmate Valuable Property Items Logged In	838	-	-	-	838
# of Inmate Valuable Property Lost Per Inmate	-	-	-	-	-

Annual History	FY 2022	FY 2023	FY 2024	FY 2025	FY 2026
# of Accused Processed	15,201	15,966	16,691	17,874	4,341
# of Inmates Incarcerated	8,080	7,680	7,950	7,450	1,678
# of Inmate Valuable Property Items Logged In	8,409	9,666	7,265	3,497	838
# of Inmate Valuable Property Lost Per Inmate	0	0	0	0	0

SO INMATE HOUSING

Public Safety

Training

Goals & Objectives

1. To have detention officers complete jail post training by the jail training officer 90% of the time.
2. To have detention officers who need extended jail training completed within 34 days 95% of the time.
3. To have all temporary licensed detention officers trained and obtain jailers license within 9 months of hire date 90% of the time.

FY 2026	Q1	Q2	Q3	Q4	Total
# of Detention Officers Assigned to Post Training	33	-	-	-	33
# of Detention Officers who Completed the Jail Post Training	33	-	-	-	33
# of Detention Officers who Completed the Required Jail Post Training w/o extension.	20	-	-	-	20
% of Detention Officers who Completed the Required Jail Post Training Program	60.61%	-%	-%	-%	60.61%
	0.0	0.0	0.0	0.0	0.0
# of Detention Officers with Training Extended	13	-	-	-	13
# of Detention Officers who Completed Extended Jail Post Training w/in 34 days	20	-	-	-	20
% of Detention Officers who Completed Extended Jail Post Training w/in 34 days	153.85%	-%	-%	-%	153.85%
	0.0	0.0	0.0	0.0	0.0
# of Detention Officers that Obtained a Jailers License	-	-	-	-	-
# of Detention Officers that Obtained a Jailers License w/in 9 Months of Hire Date	-	-	-	-	-
% of Detention Officers that Obtained a Jailers License w/in 9 Months of Hire Date	-%	-%	-%	-%	-%

SO INMATE HOUSING

Public Safety

Training

	FY 2022	FY 2023	FY 2024	FY 2025	FY 2026
# of Detention Officers Assigned to Post Training	282	340	93	246	33
# of Detention Officers who Completed the Jail Post Training	96	99	92	84	33
# of Detention Officers who Completed the Required Jail Post Training w/o extension.	80	84	66	70	20
% of Detention Officers who Completed the Required Jail Post Training Program	28.37%	24.71%	70.97%	28.46%	60.61%
	0.0	0.0	0.0	0.0	0.0
# of Detention Officers with Training Extended	16	15	26	9	13
# of Detention Officers who Completed Extended Jail Post Training w/in 34 days	15	26	25	25	20
% of Detention Officers who Completed Extended Jail Post Training w/in 34 days	93.75%	173.33%	96.15%	277.78%	153.85%
	0.0	0.0	0.0	0.0	0.0
# of Detention Officers that Obtained a Jailers License	47	79	59	118	-
# of Detention Officers that Obtained a Jailers License w/in 9 Months of Hire Date	39	60	54	116	-
% of Detention Officers that Obtained a Jailers License w/in 9 Months of Hire Date	82.98%	75.95%	91.53%	98.31%	-%

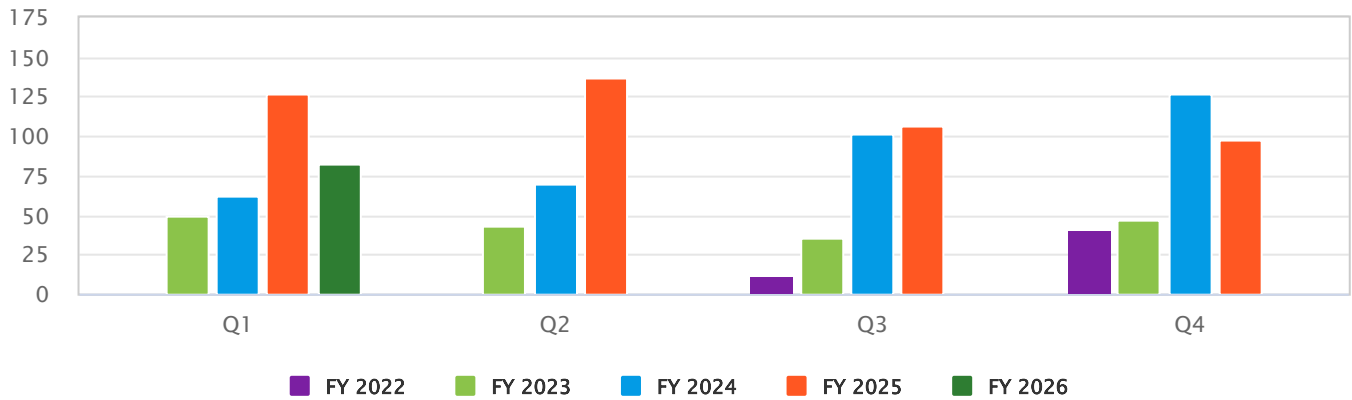
SO INMATE HOUSING

Public Safety

Minimum Security

Minimum Security is a department under the supervision of the Collin County Sheriff's Office. Minimum Security is responsible for the safety of the citizens of Collin County by confining individuals accused or convicted of violating the law classified as non-violent and low risk. Minimum Security provides the following; Inmate housing, Infirmary Services, Staff Training and Inmate Programs.

Average Daily Population (Min Sec)



ADP	Q1	Q2	Q3	Q4	Avg. Total	% increase/ -decrease
FY 2022	-	-	12	40	13	0.0
FY 2023	49	43	35	47	44	238.46%
FY 2024	62.00	70	102	127	90	104.55%
FY 2025	127	137	107	98	117	30.00%
FY 2026	82	-	-	-	82	(29.91%)

Minimum Security capacity is 192

Note: *Bed availability will vary due to inmate classification.*

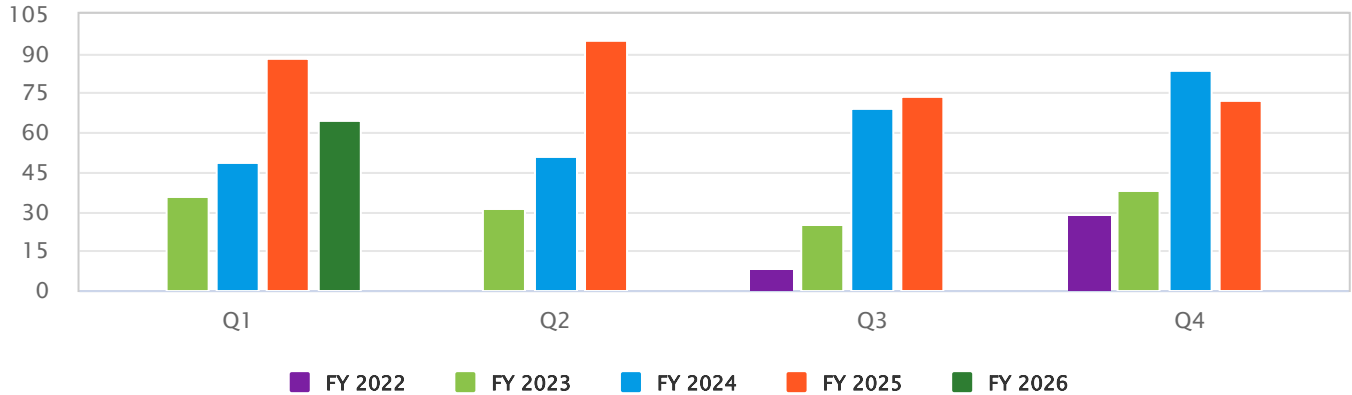
Average Daily Populations calculated using the Jail Case Coordinator's Office Daily Statistics which is a snap shot of the ADP at the time that the report was generated.

SO INMATE HOUSING

Public Safety

PUBLIC SAFETY

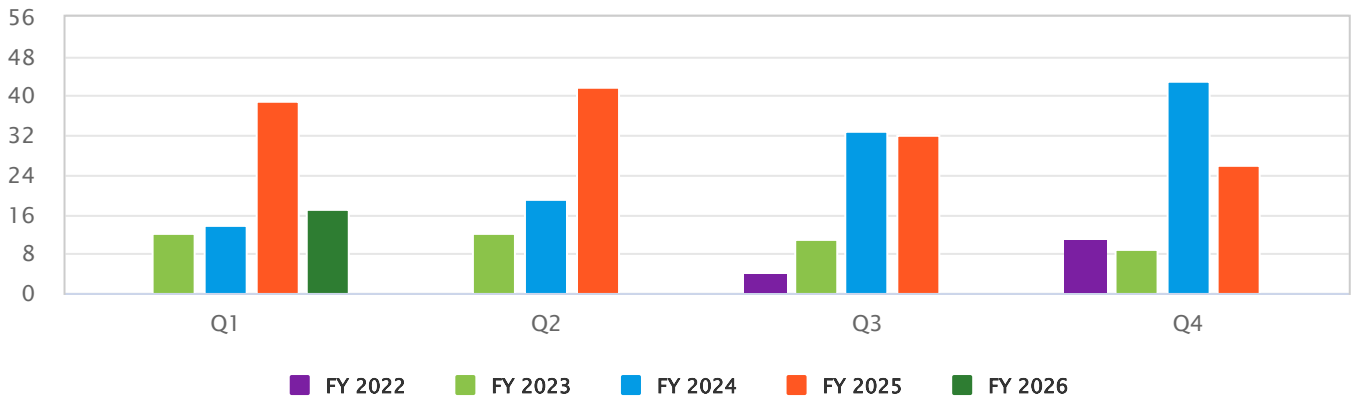
Male Average Daily Population (Min Sec)



Male	Q1	Q2	Q3	Q4	Avg. Total	% increase/ -decrease
FY 2022	-	-	8	29	9	0.0
FY 2023	36	31	25	38	33	266.67%
FY 2024	49.00	51	69	84	63	90.91%
FY 2025	88	95	74	72	82	30.16%
FY 2026	65	-	-	-	65	(20.73%)

Male Minimum Security capacity is 144

Female Average Daily Population (Min Sec)



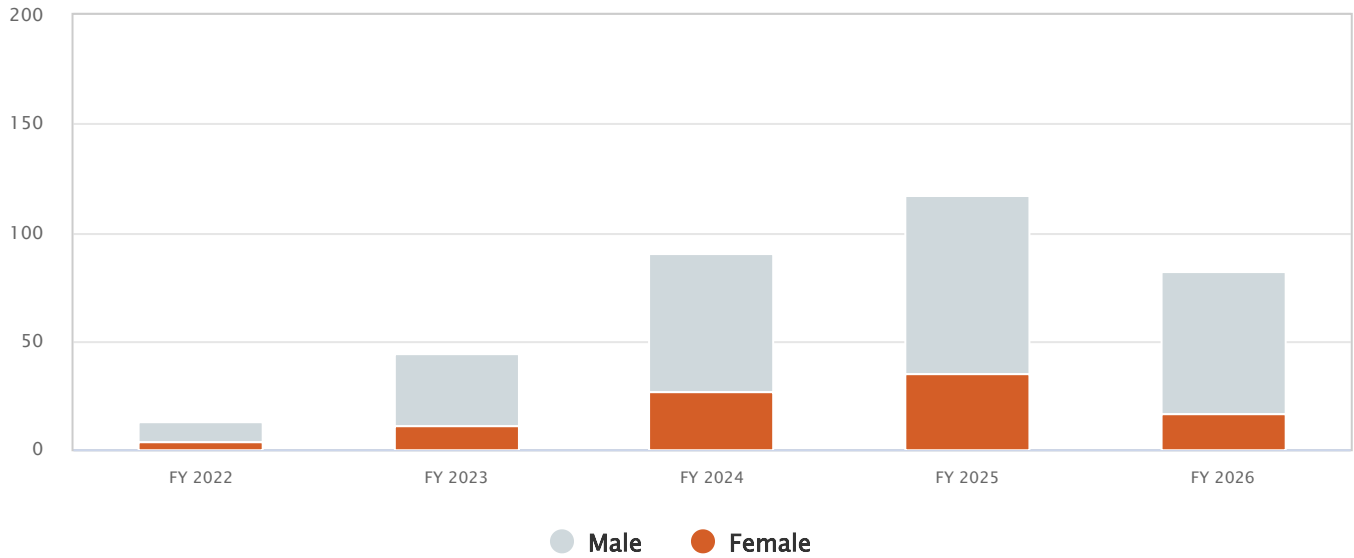
Female	Q1	Q2	Q3	Q4	Avg. Total	% increase/ -decrease
FY 2022	-	-	4	11	4	0.0
FY 2023	12	12	11	9	11	175.00%
FY 2024	14.00	19	33	43	27	145.45%
FY 2025	39	42	32	26	35	29.63%
FY 2026	17	-	-	-	17	(51.43%)

Female Minimum Security capacity is 48

SO INMATE HOUSING

Public Safety

Annual Average Daily Population (Min Sec)



Min Sec	FY 2022	FY 2023	FY 2024	FY 2025	FY 2026	% increase/ -decrease
Male	9	33	63	82	65	622.22%
Female	4	11	27	35	17	325.00%
Total	13	44	90	117	82	530.77%
Annual Increase/Decrease	0.0	238.46%	104.55%	30.00%	(29.91%)	0.0

Statistics

Inmate Meals

FY 2026	Q1	Q2	Q3	Q4	Total
# of Inmate Meals	30,121	-	-	-	30,121
# of Juvenile Meals	-	-	-	-	-
# of Special Diets	2,660	-	-	-	2,660
# of VALOR/SCORE Meals	14,347	-	-	-	14,347
Total Meals	47,128	-	-	-	47,128

Annual History	FY 2022	FY 2023	FY 2024	FY 2025	FY 2026
# of Inmate Meals	26,888	72,147	104,715	184,173	30,121
# of Juvenile Meals	93,149	99,320	-	-	-
Special Diets	1,465	756	-	14,408	2,660
# of VALOR/SCORE Meals	-	-	66,227	43,637	14,347

SO INMATE HOUSING

Public Safety

Inspections

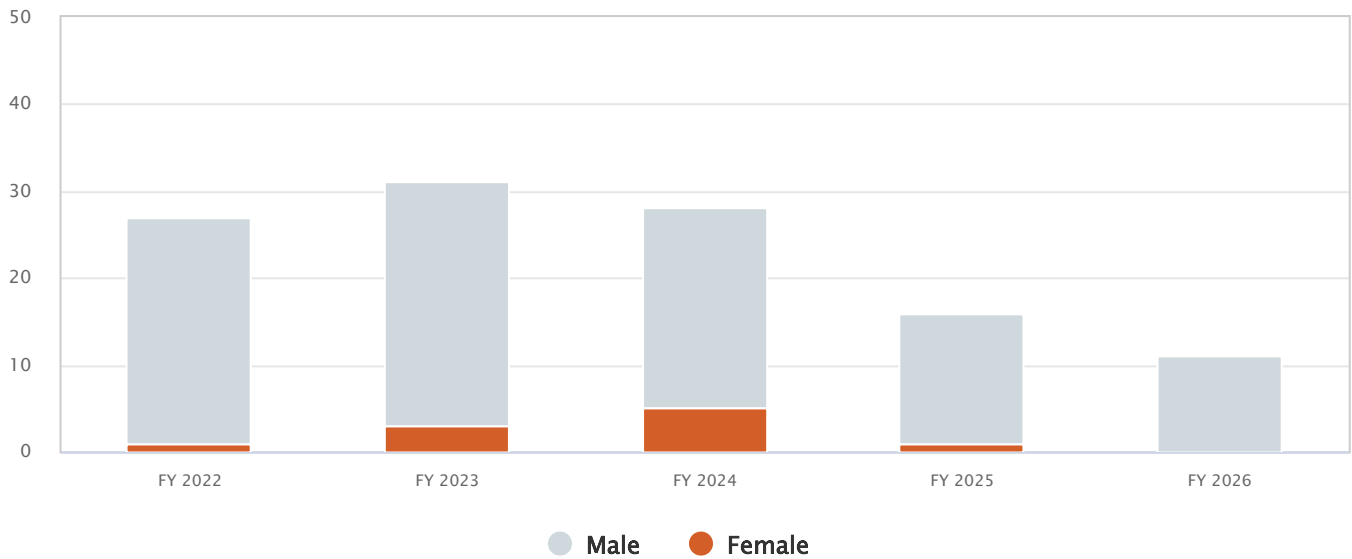
Goals & Objectives

1. To score a 95 or above on the yearly kitchen / laundry inspection 95% of the time.

Statistics	Q1	Q2	Q3	Q4	Total
# of Health Inspections Completed	-	-	-	-	-
# of Inspection Score of 95 or Above	-	-	-	-	-
% of Inspection Score of 95 or Above	-%	-%	-%	-%	-%

Annual History	FY 2022	FY 2023	FY 2024	FY 2025	FY 2026
# of Health Inspections Completed	3	3	3	3	-
# of Inspection Score of 95 or Above	3	3	3	3	-
% of Inspection Score of 95 or Above	100.00%	100.00%	100.00%	100.00%	-%

Annual Average Daily Population (Federal Inmates)

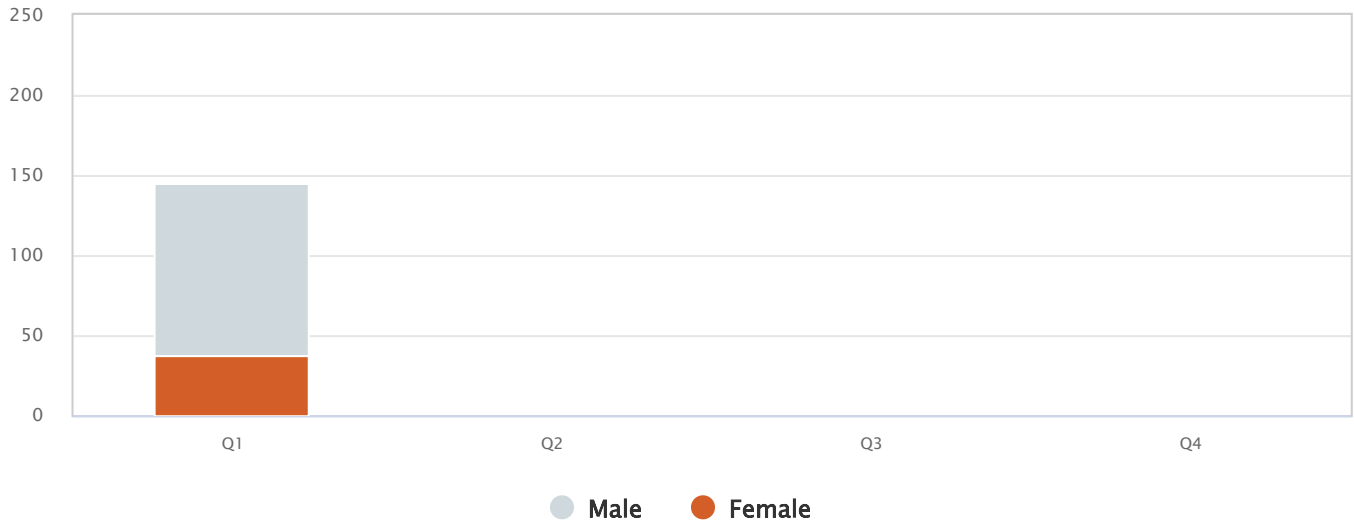


Federal	FY 2022	FY 2023	FY 2024	FY 2025	FY 2026	FY22-26 % decrease
Male	26	28	23	15	11	(57.69%)
Female	1	3	5	1	-	(100.00%)
Total	27	31	28	16	11	(59.26%)
Annual Increase	-	14.81%	(9.68%)	(42.86%)	(31.25%)	0.0

SO INMATE HOUSING

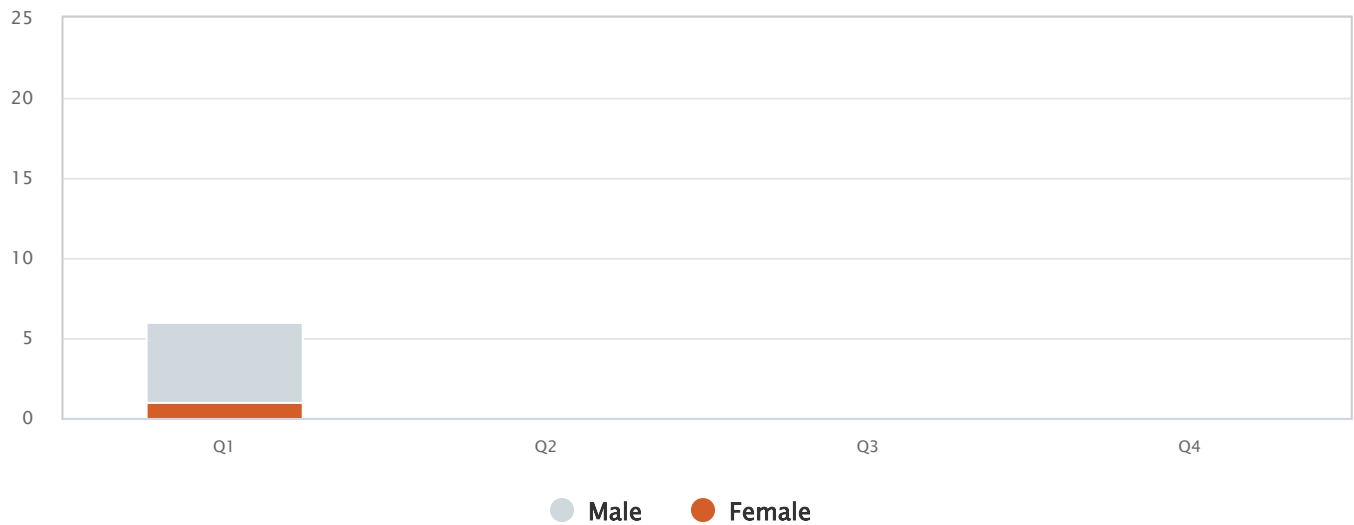
Public Safety

Annual Average Daily Population (Mental Health Holds)



FY 2026	Q1	Q2	Q3	Q4	Average
Male	108	-	-	-	108
Female	37	-	-	-	37
TOTAL	145	-	-	-	145

Annual Average Daily Population (Segregation)

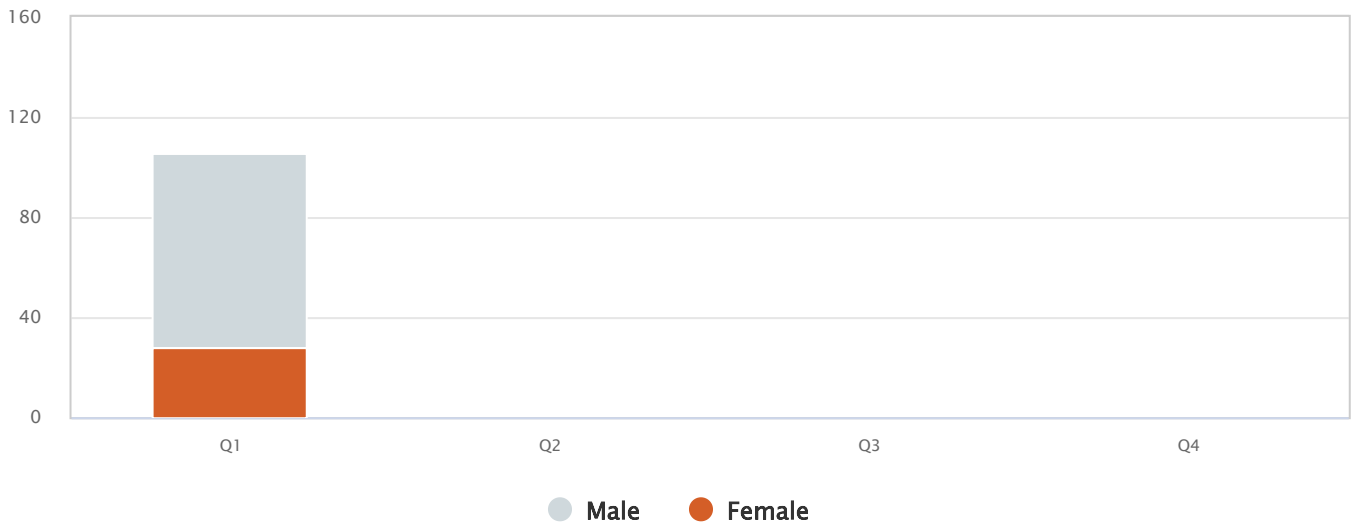


FY 2026	Q1	Q2	Q3	Q4	Average
Male	5	-	-	-	5
Female	1	-	-	-	1
TOTAL	6	-	-	-	6

SO INMATE HOUSING

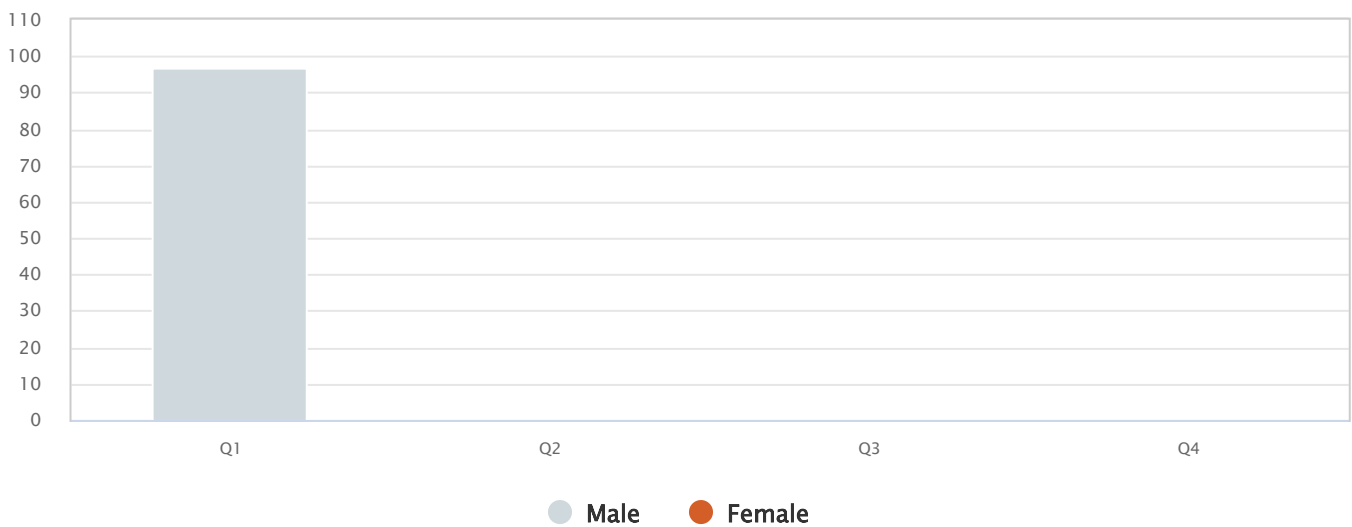
Public Safety

Annual Average Daily Population (Separation)



FY 2026	Q1	Q2	Q3	Q4	Average
Male	78	-	-	-	78
Female	28	-	-	-	28
TOTAL	106	-	-	-	106

Annual Average Daily Population (Out of County)

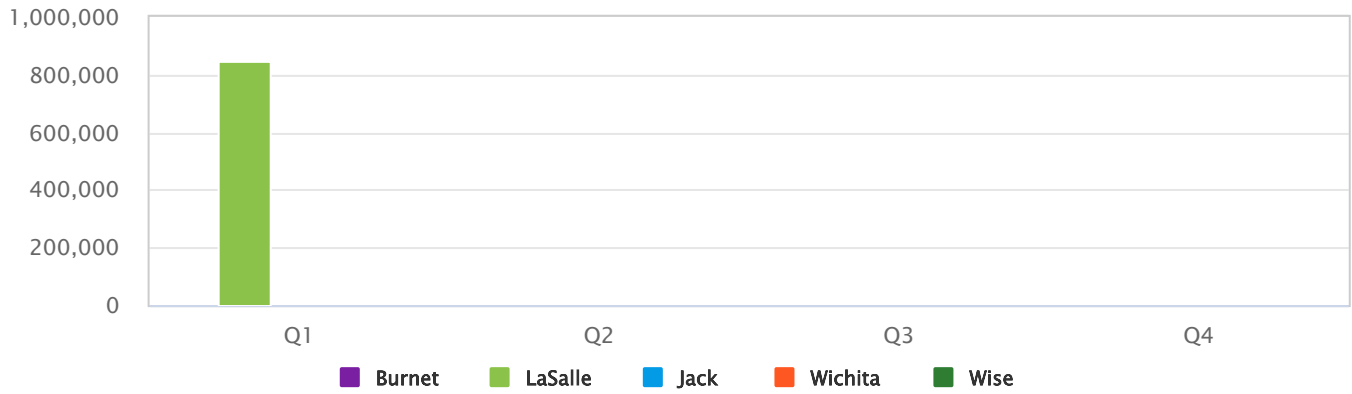


FY 2026	Q1	Q2	Q3	Q4	Average
Male	97	-	-	-	97
Female	-	-	-	-	-
TOTAL	97	-	-	-	97

SO INMATE HOUSING

Public Safety

Out of County Housing Cost



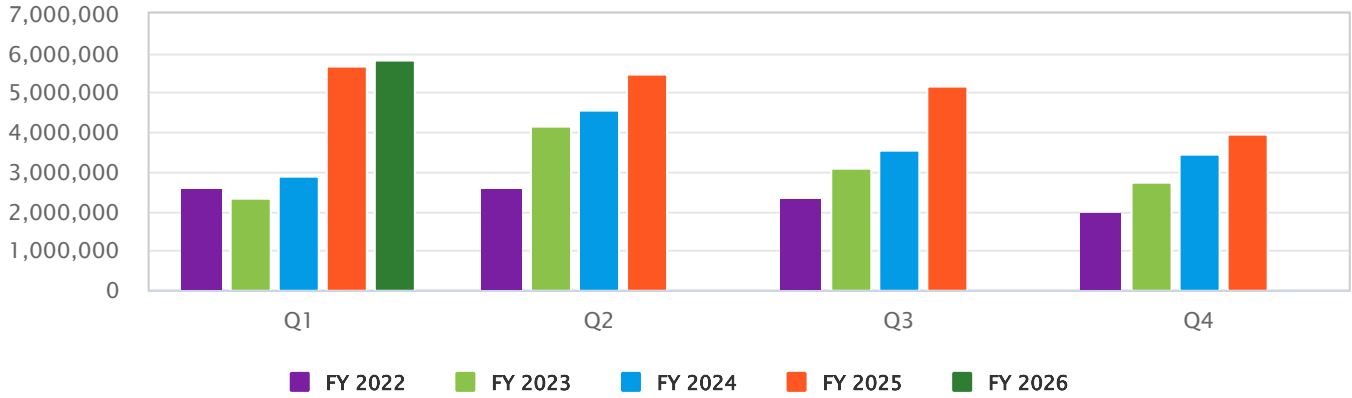
FY 2026	Q1	Q2	Q3	Q4	Total
Burnet	\$0.00	\$0.00	\$0.00	\$0.00	\$0.00
LaSalle	\$846,260.00	\$0.00	\$0.00	\$0.00	\$846,260.00
Jack	\$0.00	\$0.00	\$0.00	\$0.00	\$0.00
Wichita	\$1,260.00	\$0.00	\$0.00	\$0.00	\$1,260.00
Wise	\$0.00	\$0.00	\$0.00	\$0.00	\$0.00
Cooke	\$0.00	\$0.00	\$0.00	\$0.00	\$0.00

SO INMATE MEDICAL FINANCIAL

Public Safety

PUBLIC SAFETY

Inmate Medical Expenditures



Avg	Q1	Q2	Q3	Q4	Total	% increase/ -decrease
FY 2022	\$2,581,657.00	\$2,582,821.00	\$2,350,175.00	\$1,980,205.00	\$9,494,858.00	0.0
FY 2023	\$2,352,237.00	\$4,163,258.00	\$3,103,877.00	\$2,763,658.00	\$12,383,030.00	30.42%
FY 2024	\$2,892,888.00	\$4,545,549.00	\$3,538,584.00	\$3,425,387.00	\$14,402,408.00	16.31%
FY 2025	\$5,696,637.00	\$5,469,636.00	\$5,192,180.00	\$3,974,523.88	\$20,332,977.00	41.18%
FY 2026	\$5,845,352.00	\$0.00	\$0.00	\$0.00	\$5,845,352.00	(71.25%)

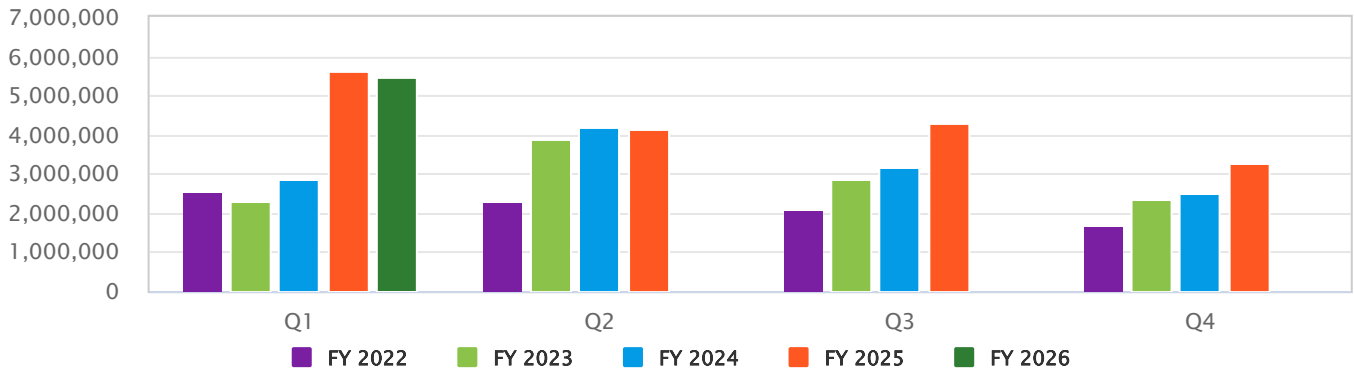
Data Source - Munis

SO INMATE MEDICAL FINANCIAL

Public Safety

PUBLIC SAFETY

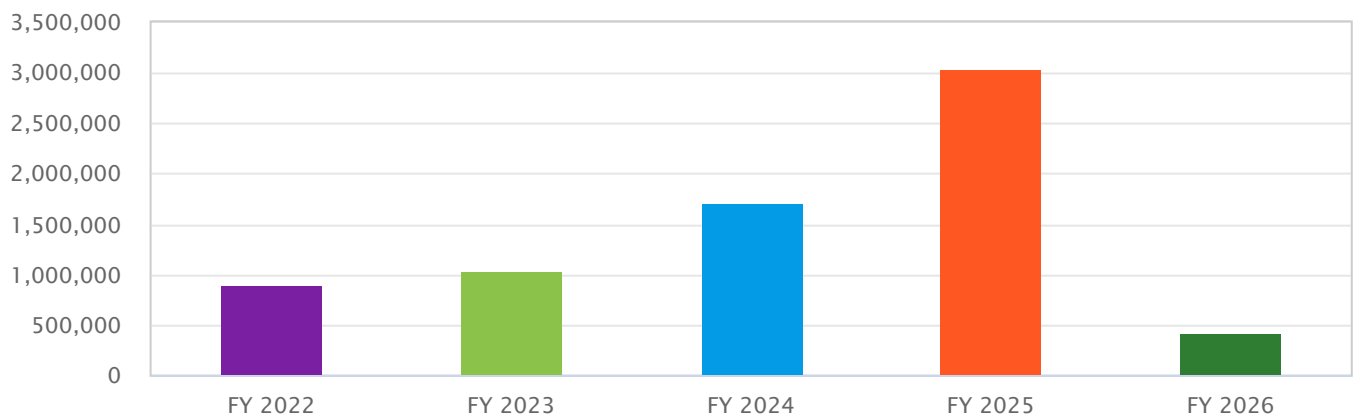
Inmate Medical Contract Payments



Avg	Q1	Q2	Q3	Q4	Total	% increase/ -decrease
FY 2022	\$2,556,357.00	\$2,289,742.00	\$2,094,917.00	\$1,666,733.00	\$8,607,749.00	0.0
FY 2023	\$2,275,097.00	\$3,879,798.00	\$2,856,881.00	\$2,346,986.00	\$11,358,762.00	31.96%
FY 2024	\$2,856,573.00	\$4,189,651.00	\$3,153,861.00	\$2,485,437.00	\$12,685,522.00	11.68%
FY 2025	\$5,612,559.00	\$4,121,992.00	\$4,305,875.00	\$3,257,995.86	\$17,298,422.00	36.36%
FY 2026	\$5,453,044.00	\$0.00	\$0.00	\$0.00	\$5,453,044.00	(68.48%)

Data Source - Munis

Aggregate Inmate Medical Cost (Other Providers)



Total Aggregate Cost	0.0	% increase/ -decrease
FY 2022	\$887,109	0.0
FY 2023	\$1,024,267	15.46%
FY 2024	\$1,716,887	67.62%
FY 2025	\$3,034,556	76.75%
FY 2026	\$412,300	(86.41%)

Data Source - Munis

SO INMATE MEDICAL INFIRMARY

Public Safety

Detention Operations

Inmate Medical Infirmary

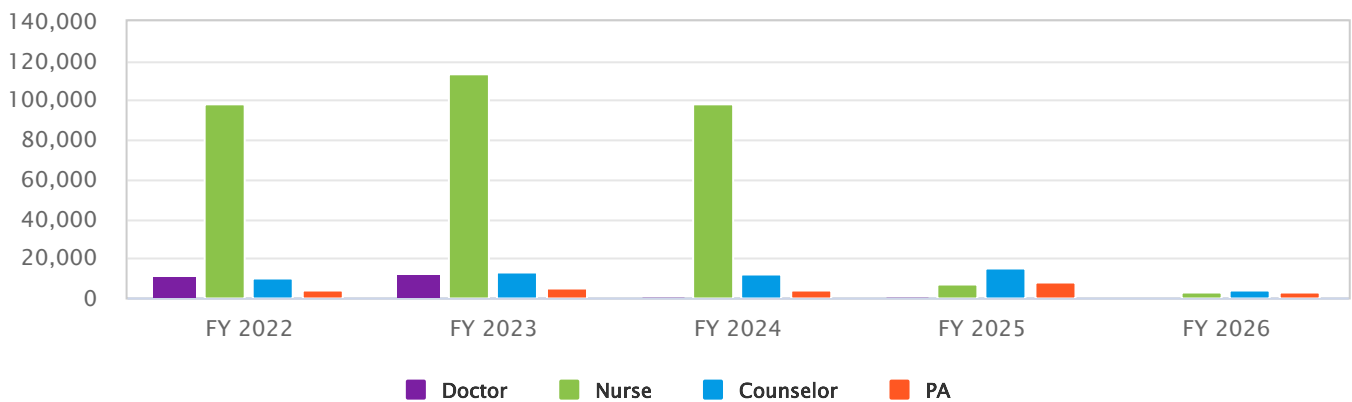
Detention Operations includes many aspects of daily jail operations which include, but are not completely limited to, medical, admissions/release, housing, kitchen, service areas, and laundry. In addition, federal inmates are housed in this facility by contract with the United States Marshal's Office.

Goals & Objectives

1. To have all inmates seen within 24 hours from sick call placement 90% of the time and remaining request within 48 hours.

FY 2026	Q1	Q2	Q3	Q4	Total
# of Medical Care Request	2,852	-	-	-	2,852
# of Inmates Treated/Seen	2,788	-	-	-	2,788
# of Inmates Treated/Seen w/in 24 hours of Sick Call Placement	2,784	-	-	-	2,784
% of Inmates Treated/Seen w/in 24 Hours of Sick Call Placement	99.86%	-%	-%	-%	99.86%
# of Inmates Treated/Seen w/in 48 hours of Sick Call Placement	-	-	-	-	-
% of Inmates Treated/Seen w/in 48 Hours of Sick Call Placement	-%	-%	-%	-%	-%

In-House Visits

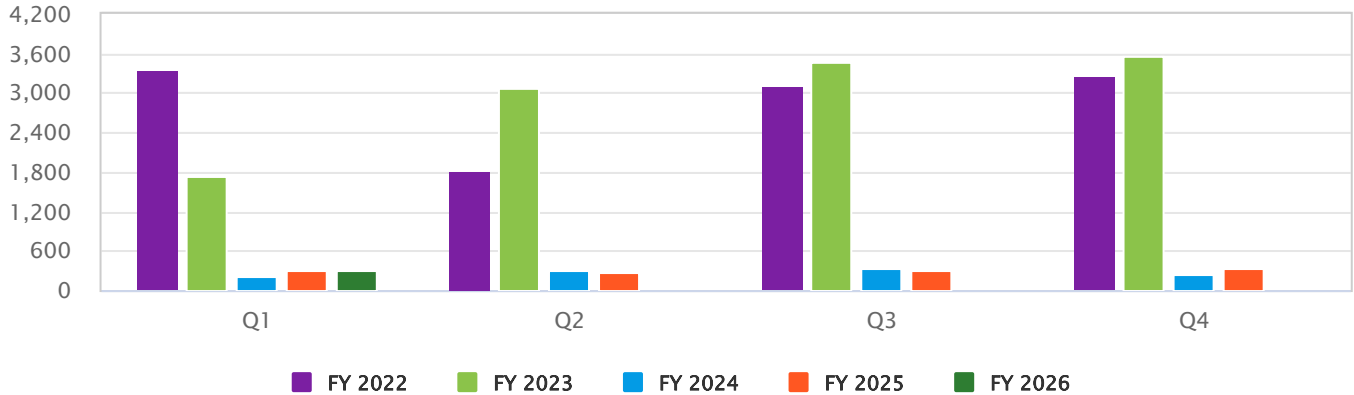


Contacts	FY 2022	FY 2023	FY 2024	FY 2025	FY 2026	% decrease
Doctor	11,529	11,827	875	1,240	308	(3643%)
Nurse	98,639	113,476	98,665	6,959	2,812	(3408%)
Counselor	10,562	13,212	11,783	15,302	3,581	(195%)
PA	4,516	4,633	3,982	8,386	2,651	(70%)
Detox Provider	NA	NA	NA	NA	677	-%

SO INMATE MEDICAL INFIRMARY

Public Safety

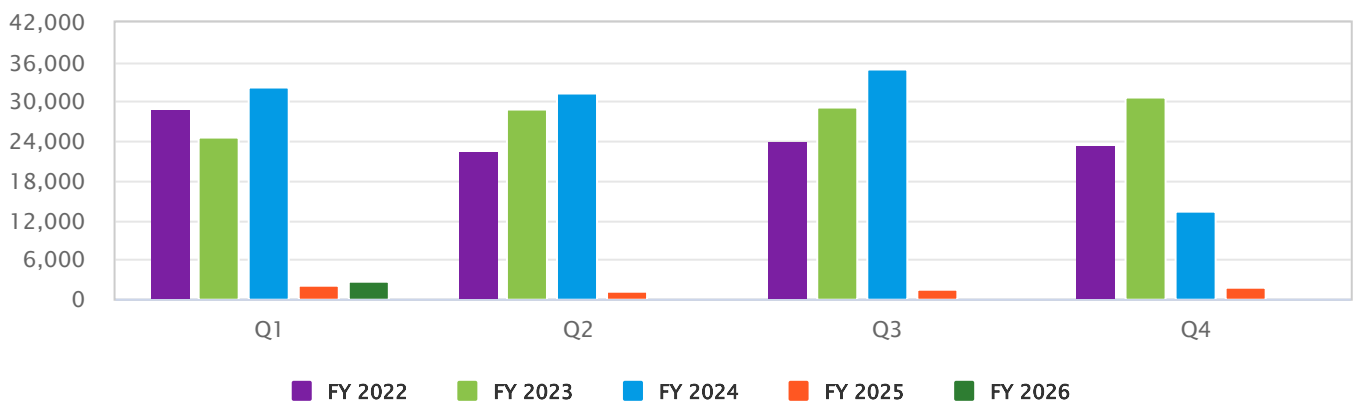
In-House Doctor Contacts



Contacts	Q1	Q2	Q3	Q4	Total	% increase/ -decrease
FY 2022	3,347	1,812	3,101	3,269	11,529	0.0
FY 2023	1,747	3,061	3,468	3,551	11,827	3%
FY 2024	219	317	339	238	1,113	(91%)
FY 2025	312	286	317	325	1,240	11%
FY 2026	308	-	-	-	308	(75%)

In House Doctor Visits includes Mental Health Psychiatrist & Dental Visits

In-House Nurse Contacts



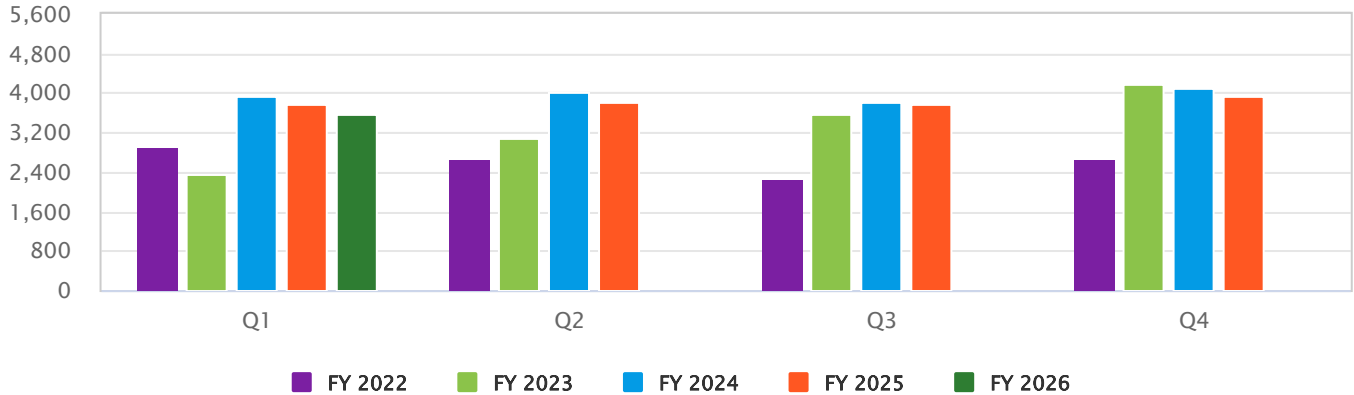
In-House Nurse Contacts	Q1	Q2	Q3	Q4	Total	% increase/ -decrease
FY 2022	28,865	22,370	24,002	23,402	98,639	0.0
FY 2023	24,626	28,806	29,214	30,830	113,476	15.04%
FY 2024	32,245	31,393	35,027	13,485	112,150	(1%)
FY 2025	2,113	1,324	1,658	1,864	6,959	(94%)
FY 2026	2,812	-	-	-	2,812	(60%)

SO INMATE MEDICAL INFIRMARY

Public Safety

PUBLIC SAFETY

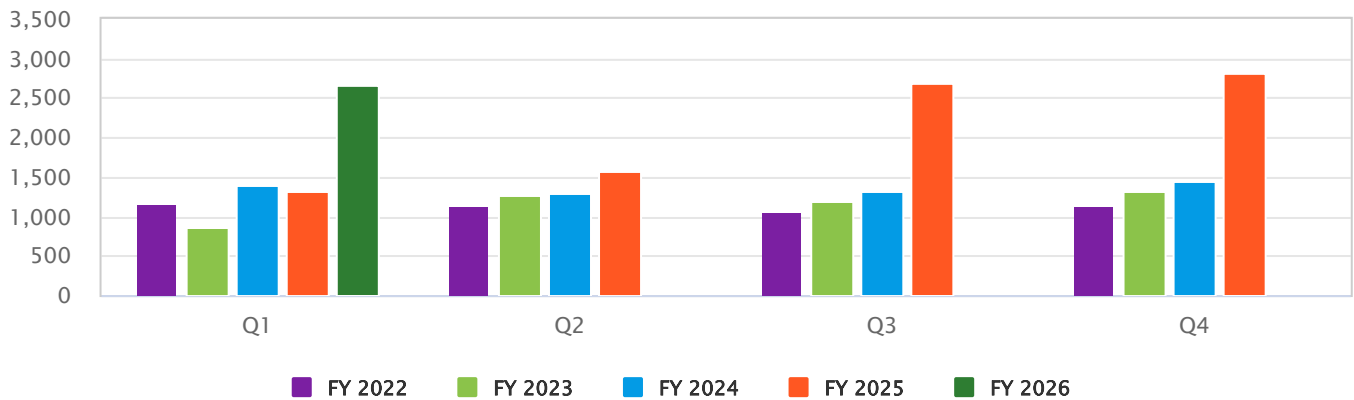
In-House Counselor Contacts



In-House Counselor	Q1	Q2	Q3	Q4	Total	% increase/ -decrease
FY 2022	2,921	2,661	2,291	2,689	10,562	0.0
FY 2023	2,362	3,090	3,566	4,194	13,212	25%
FY 2024	3,940	4,034	3,809	4,080	15,863	20%
FY 2025	3,787	3,830	3,755	3,930	15,302	(4%)
FY 2026	3,581	-	-	-	3,581	(77%)

This section includes the Counselor Rounds with "Special Housing Unit" Inmates and "Moral Recognition Therapy" participants.

Physician Assistant Contacts



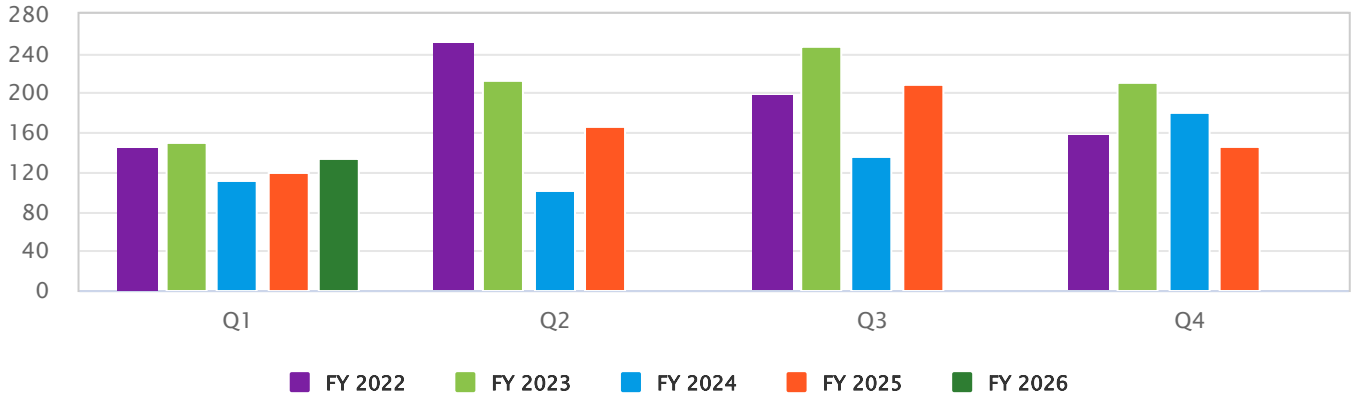
P.A. Contacts	Q1	Q2	Q3	Q4	Total	% increase/ -decrease
FY 2022	1,167	1,144	1,070	1,135	4,516	0.0
FY 2023	866	1,271	1,180	1,316	4,633	3%
FY 2024	1,384	1,283	1,315	1,447	5,429	17%
FY 2025	1,318	1,570	2,693	2,805	8,386	54%
FY 2026	2,651	-	-	-	2,651	(68%)

PA visits include chronic care patients

SO INMATE MEDICAL INFIRMARY

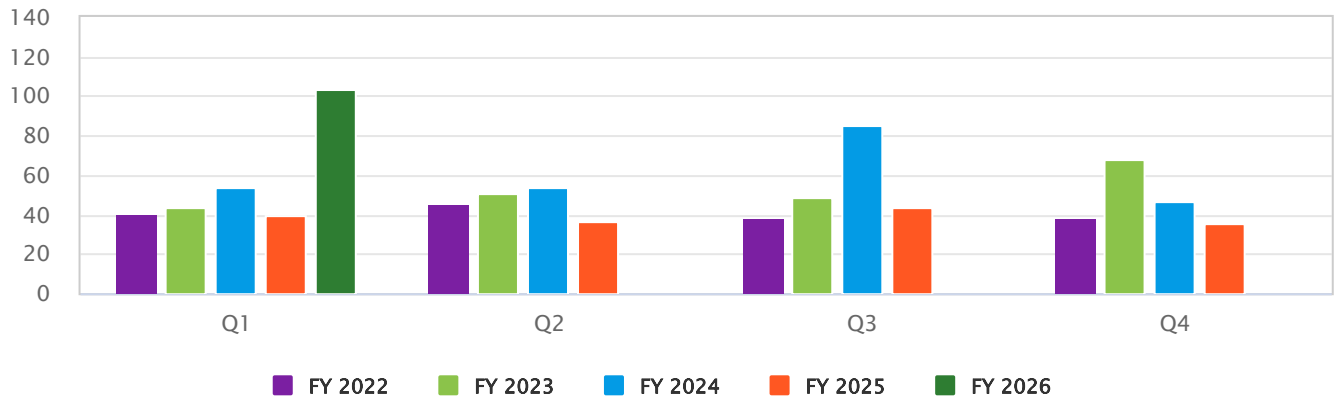
Public Safety

Off-Site Visits



Off-Site Visits	Q1	Q2	Q3	Q4	Total	% increase/ -decrease
FY 2022	146	251	198	159	754	0.0
FY 2023	151	214	248	211	824	9%
FY 2024	112	102	135	180	529	(36%)
FY 2025	119	167	209	147	642	21%
FY 2026	134	-	-	-	134	(79%)

Infirmery Housing (Medical)

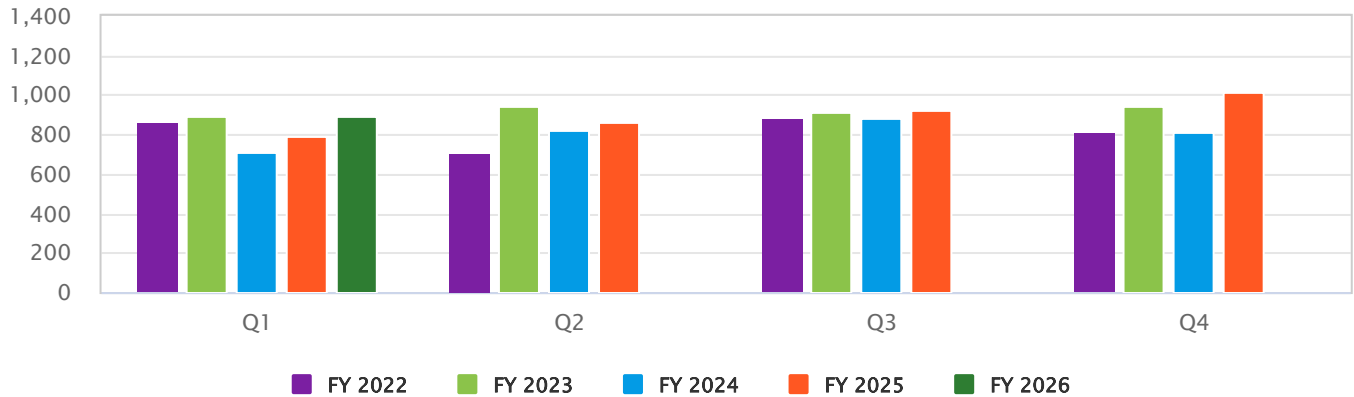


Medical Infirmery	Q1	Q2	Q3	Q4	Total	% increase/ -decrease
FY 2022	41	46	39	39	165	0.0
FY 2023	44	51	49	68	212	28%
FY 2024	54	54	85	47	240	13%
FY 2025	40	37	44	36	157	(35%)
FY 2026	103	-	-	-	103	(34%)

SO INMATE MEDICAL INFIRMARY

Public Safety

Infirmary Housing (Mental Health)



Mental Health Infirmatory Housing	Q1	Q2	Q3	Q4	Total	% increase/ -decrease
FY 2022	864	715	880	814	3,273	0.0
FY 2023	892	940	918	948	3,698	13%
FY 2024	714	817	878	816	3,225	(13%)
FY 2025	787	862	921	1,016	3,586	11%
FY 2026	894	-	-	-	894	(75%)

SO PRE-TRIAL RELEASE

Public Safety

Jail Case Coordinator

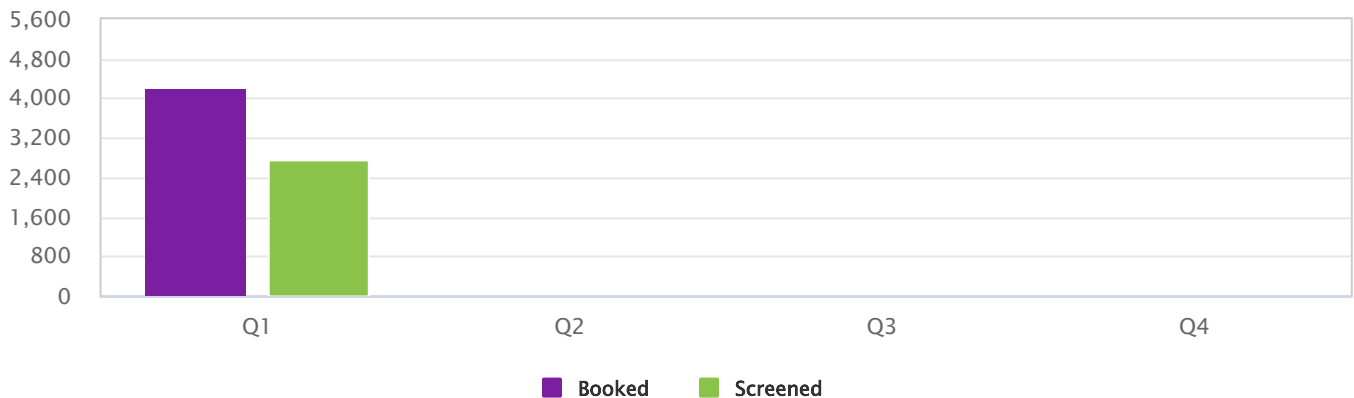
This program involves areas pertaining to Community Corrections (work release), monitoring jail populations, designing and recommending methods to reduce jail overcrowding, statistical data reporting in regards to the criminal justice system, coordinating P.I.A. interviews and releases from custody, and other related duties.

Goals & Objectives

1. Screen all inmates booked into the Collin County Detention Facility for eligibility for Pre Trial Release Bond 85% of the time.
2. To ensure all packets are completed w/in 4 weeks of sentencing to TDC 90% of the time.

FY 2026	Q1	Q2	Q3	Q4	Total
# Inmates Booked Into Facility	4,217	-	-	-	4,217
# Inmates Screened for PTR Eligibility	2,750	-	-	-	2,750
% Inmates Screened for PTR Eligibility	65.21%	-%	-%	-%	65.21%
# of packets started for Inmates sentenced to TDC (ID/SJ/SAFPF)	557	-	-	-	557
# of packets completed within 4 weeks for Inmates sentenced to TDC (ID/SJ/SAFPF)	557	-	-	-	557
% of packets completed within 4 weeks for Inmates sentenced to TDC (ID/SJ/SAFPF)	100.00%	0.00%	0.00%	0.00%	100.00%

Pre Trial Release



# of Inmates	Q1	Q2	Q3	Q4	Total
Booked	4,217	-	-	-	4,217
Screened	2,750	-	-	-	2,750

Work Release

FY 2026	Q1	Q2	Q3	Q4	Total
# of new inmates enrolled in the Work Release/Off Work Hours Program	1	-	-	-	1
Daily Average of inmates in the Work Release / Off Work Hours Program	2	-	-	-	2
Work Release/Off Work Hours - Fees	\$294	\$-	\$-	\$-	\$294

SO PRE-TRIAL RELEASE

Public Safety

PUBLIC SAFETY

Coordinated Transfers

FY 2026	Q1	Q2	Q3	Q4	Total
ID Institutional Division State Jail	249	-	-	-	249
State Jail	20	-	-	-	20
SAFPF Substance Abuse Felony Punishment Facility	24	-	-	-	24
ISF - Intermediate Sanction Facility	4	-	-	-	4
State Hospital Mental Health Treatment Facility	7	-	-	-	7

Mental Commitments

FY 2026	Q1	Q2	Q3	Q4	Total
# of Mental Commitments Processed	24	-	-	-	24

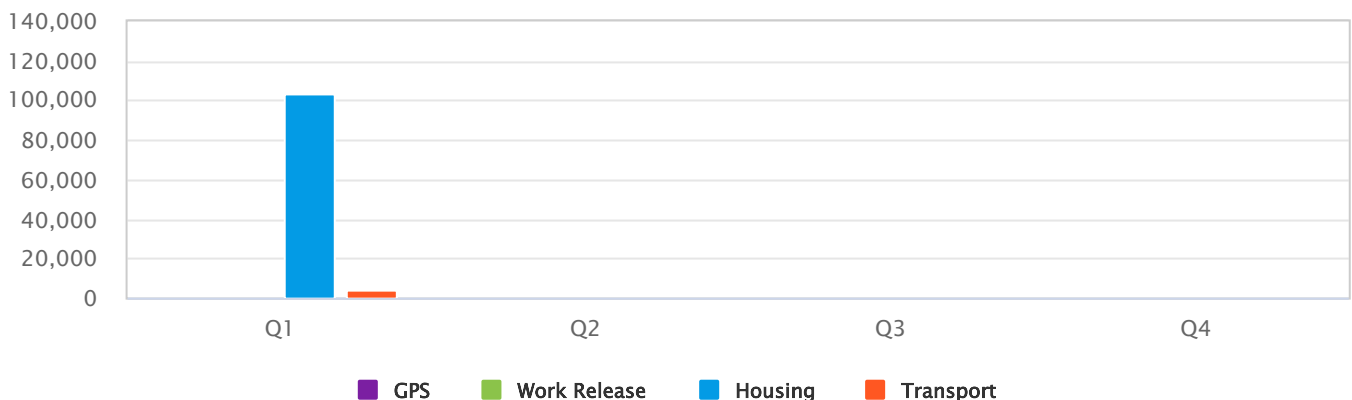
Admission / Release

FY 2026	Q1	Q2	Q3	Q4	Total
Inmates Booked	4,217	-	-	-	4,217
Inmates Released	4,364	-	-	-	4,364
Arrests Added	6,377	-	-	-	6,377

Federal Inmates

FY 2026	Q1	Q2	Q3	Q4	Total
Federal Inmate ADP	12	-	-	-	3
Male	12	-	-	-	3
Female	-	-	-	-	-
Revenue	0.0	0.0	0.0	0.0	0.0
Housing	\$103,845	\$0	\$0	\$0	\$103,845
Transport	\$3,687	\$0	\$0	\$0	\$3,687
Total Collected	\$107,532	\$-	\$-	\$-	\$107,532

Fees Collected



SO PRE-TRIAL RELEASE*Public Safety*

Amount Collected	Q1	Q2	Q3	Q4	Total
GPS	\$0.00	\$0.00	\$0.00	\$0.00	\$0.00
Work Release	\$294.00	\$0.00	\$0.00	\$0.00	\$294.00
Housing	\$103,845.00	\$0.00	\$0.00	\$0.00	\$103,845.00
Transport	\$3,687.00	\$0.00	\$0.00	\$0.00	\$3,687.00
Total	\$107,826	\$-	\$-	\$-	\$107,826

Public Transportation



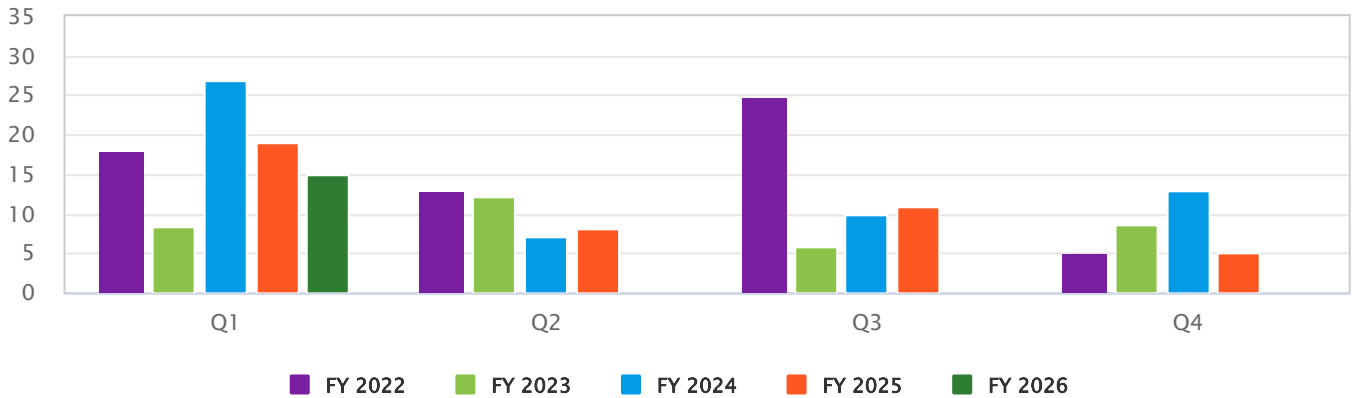
ROAD AND BRIDGE

Public Transportation

Road Maintenance

Maintain approximately 780 miles of county roads, 112 bridges, 10,000 traffic signs, monitor lakes, approximately 5,000 culverts and drainage structures, road ditches, mowing, vegetation management, dust control of all weather road surfaces. All data is reported from PubWorks.

Roads Graded



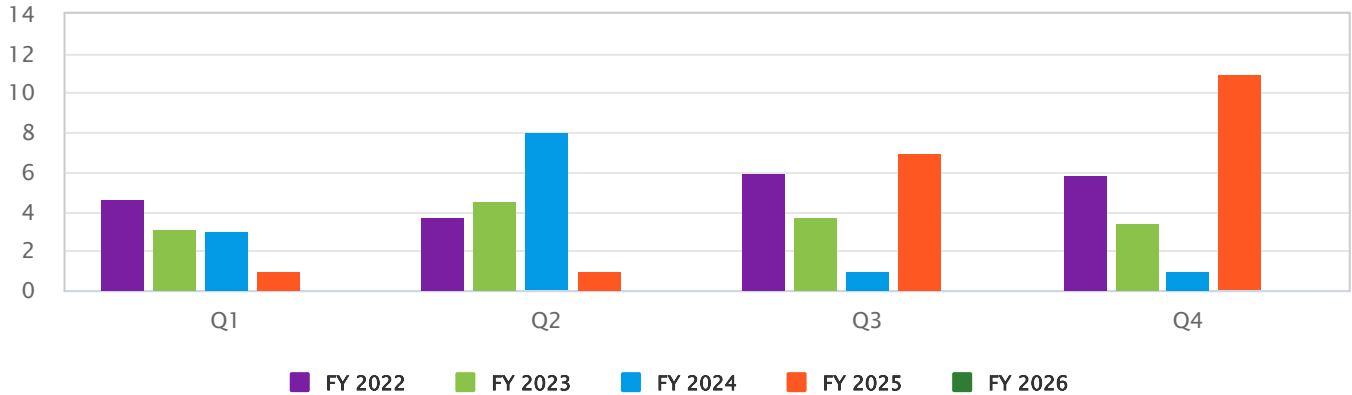
	Q1	Q2	Q3	Q4	Total
FY 2022	18	13	25	5	61
FY 2023	8	12	6	9	35
FY 2024	27	7	10	13	57
FY 2025	19	8	11	5	43
FY 2026	15	-	-	-	15
Average	17	10	13	8	48

ROAD AND BRIDGE

Public Transportation

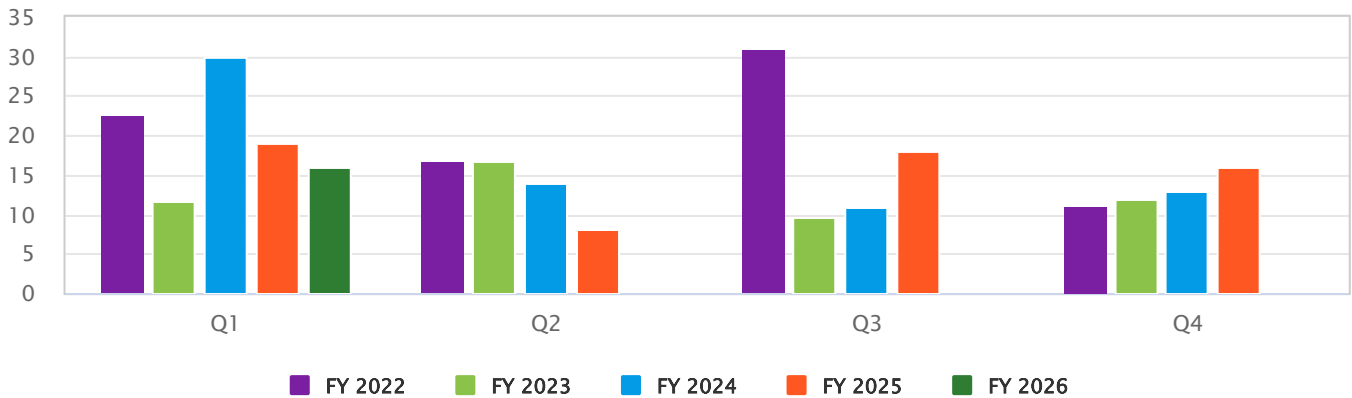
PUBLIC TRANSPORTATION

Roads Rocked



	Q1	Q2	Q3	Q4	Total
FY 2022	5	4	6	6	20
FY 2023	3	5	4	3	15
FY 2024	3	8	1	1	13
FY 2025	1	1	7	11	20
FY 2026	-	-	-	-	-
Average	2	4	4	5	15

Combined Roads – Rocked/Graded/Asphalted

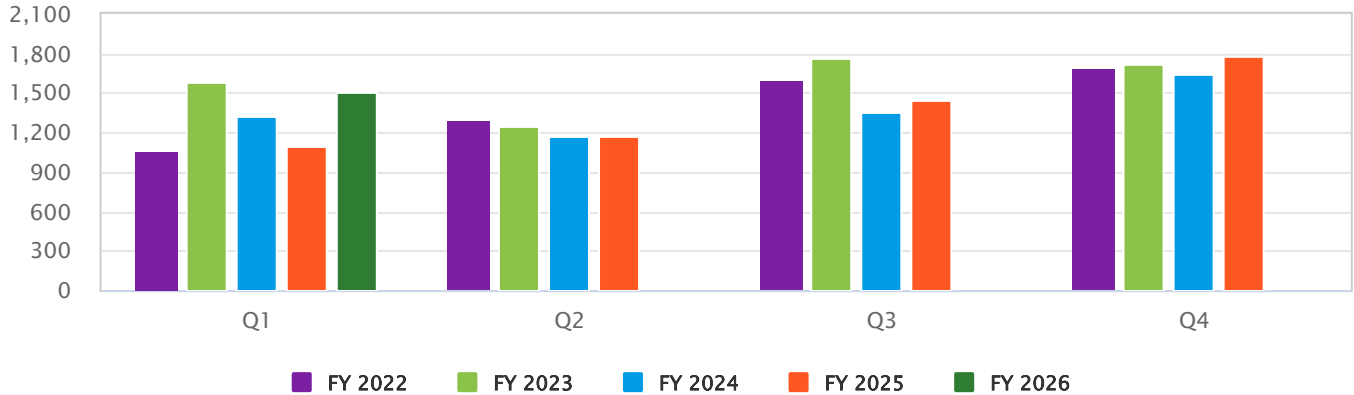


	Q1	Q2	Q3	Q4	Total
FY 2022	23	17	31	11	81
FY 2023	12	17	10	12	50
FY 2024	30	14	11	13	68
FY 2025	19	8	18	16	61
FY 2026	16	-	-	-	16
Average	20	14	17	13	64

ROAD AND BRIDGE

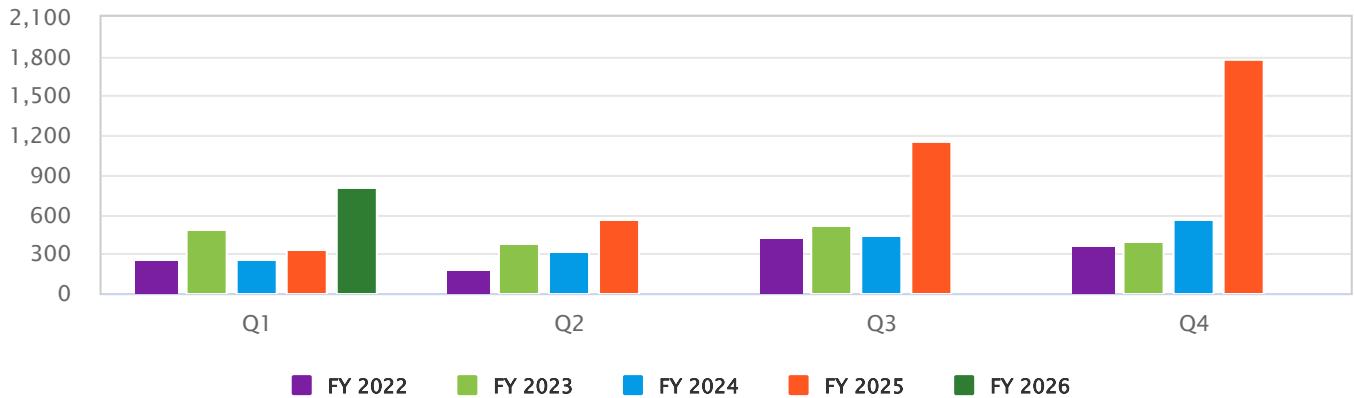
Public Transportation

Right of Way – Mowed/Brushcut



	Q1	Q2	Q3	Q4	Total
FY 2022	1,072	1,290	1,601	1,685	5,648
FY 2023	1,576	1,255	1,761	1,716	6,307
FY 2024	1,319	1,168	1,360	1,645	5,492
FY 2025	1,092	1,167	1,446	1,774	5,479
FY 2026	1,504	-	-	-	1,504
Average	1,313	1,220	1,542	1,705	5,780

Signs – Repaired/Installed/Fabricated



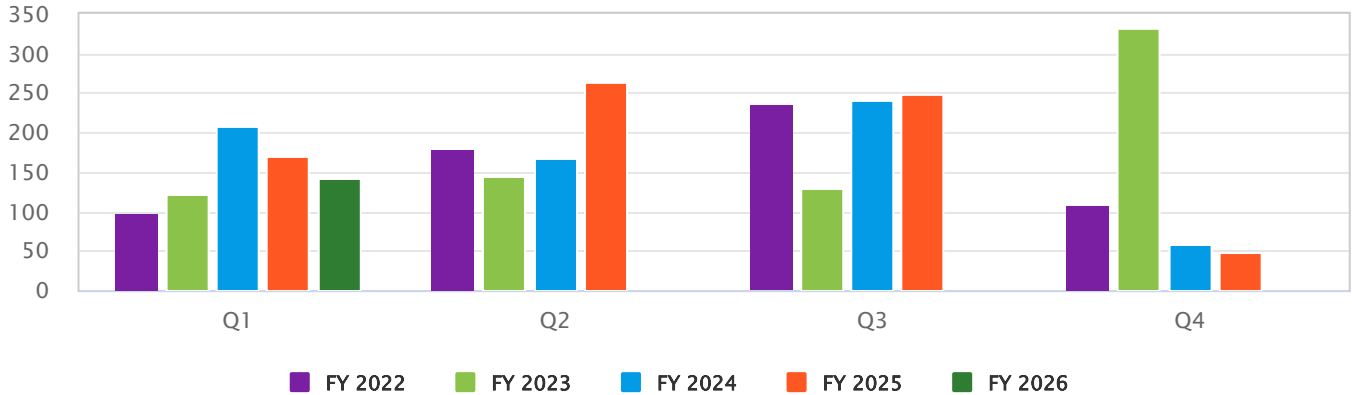
	Q1	Q2	Q3	Q4	Total
FY 2022	260	185	421	366	1,232
FY 2023	486	387	521	398	1,792
FY 2024	254	326	443	561	1,584
FY 2025	331	556	1,160	1,777	3,824
FY 2026	812	-	-	-	812
Average	429	364	636	776	2,205

ROAD AND BRIDGE

Public Transportation

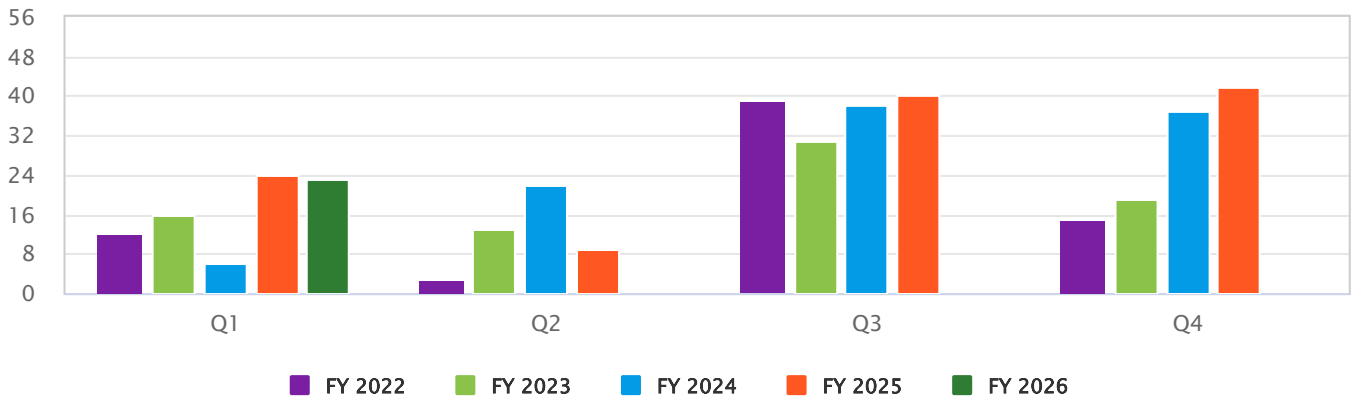
PUBLIC TRANSPORTATION

Culverts – Repaired



	Q1	Q2	Q3	Q4	Total
FY 2022	99	181	237	110	627
FY 2023	123	144	130	332	728
FY 2024	208	168	241	58	675
FY 2025	169	264	249	48	730
FY 2026	141	-	-	-	141
Average	148	189	214	137	688

Culverts – Installed

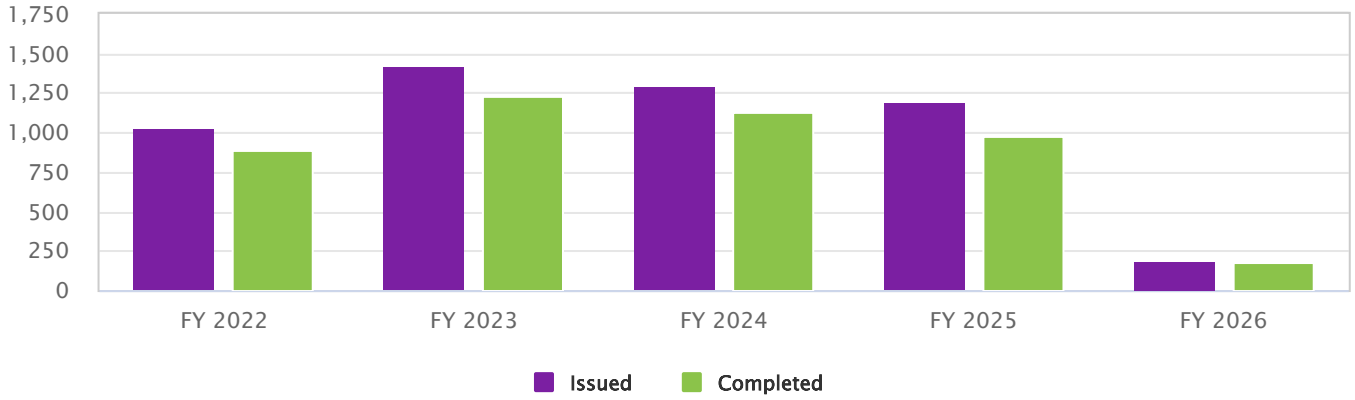


	Q1	Q2	Q3	Q4	Total
FY 2022	12	3	39	15	69
FY 2023	16	13	31	19	79
FY 2024	6	22	38	37	103
FY 2025	24	9	40	42	115
FY 2026	23	-	-	-	23
Average	16	12	37	28	93

ROAD AND BRIDGE

Public Transportation

Work Orders



	Issued	Completed	% Completed
FY 2022	1,023	894	87.39%
FY 2023	1,425	1,226	86.04%
FY 2024	1,293	1,123	86.85%
FY 2025	1,193	981	82.23%
FY 2026	191	177	92.67%

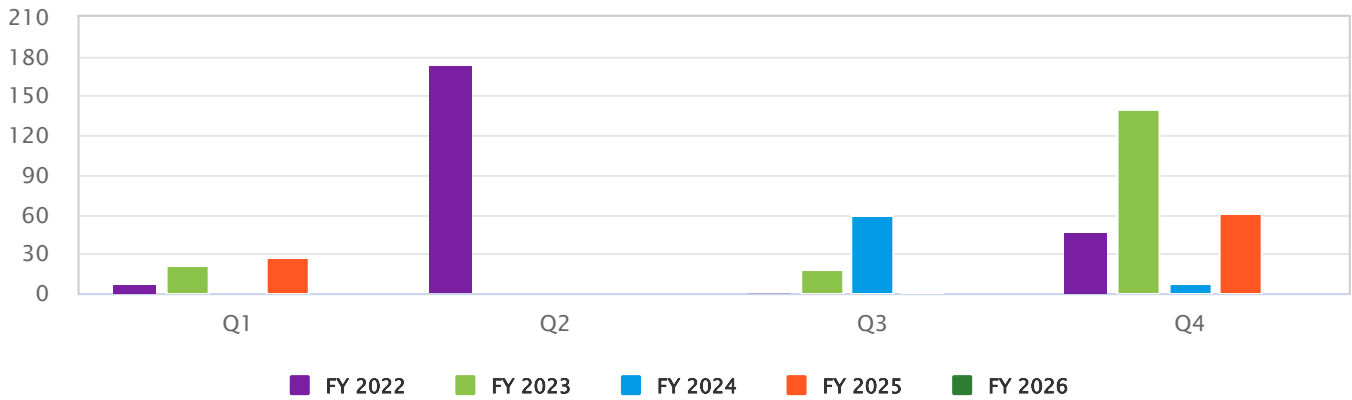
ROAD AND BRIDGE

Public Transportation

City Work

Interlocal agreements with 22 cities to include but not limited to road construction and maintenance tasks. This includes road oiling, construction, upgrading/asphalt, rocking, patching, drainage work, reconstruction, mowing, brush cutting, signage, estimates, billing, grading, dust control and striping.

Culverts – City Work



	Q1	Q2	Q3	Q4	Total
FY 2022	7	173	2	47	229
FY 2023	22	-	18	140	179
FY 2024	-	-	60	7	67
FY 2025	27	-	2	61	90
FY 2026	-	-	-	-	-
Average	11	43	20	64	138

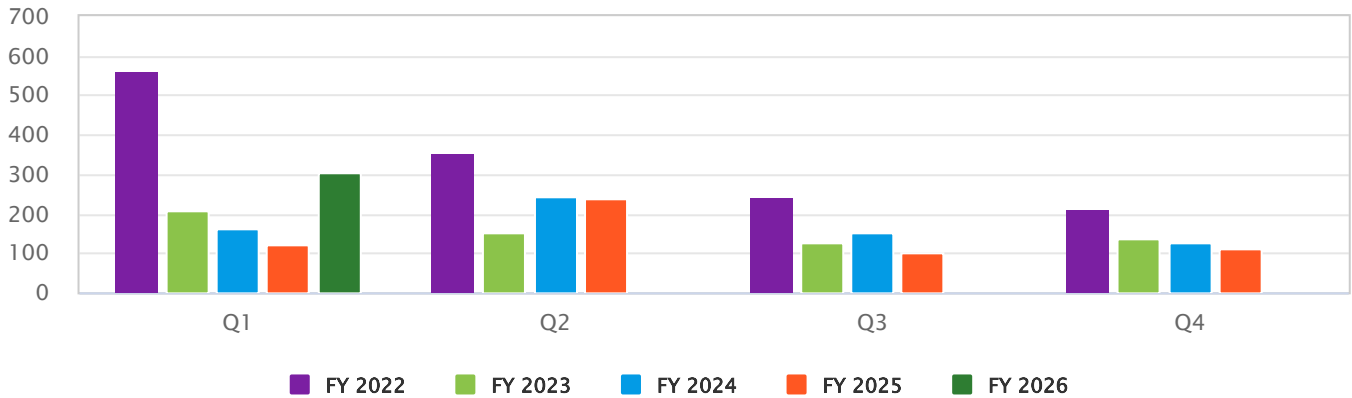
ROAD AND BRIDGE

Public Transportation

Trash Programs

Trash removal from road sites, dump sites, illegal dump sites, assistance to Sheriff’s Office for illegal dump sites, CSCD assistance. Facilitating Adopt A Road Program, assisting nuisance abatement officers through the Fire Marshal’s department.

Roadside Trash Collection



	Q1	Q2	Q3	Q4	Total
FY 2022	565	357	244	215	1,380
FY 2023	206	153	125	137	621
FY 2024	164	243	153	126	686
FY 2025	122	240	100	113	575
FY 2026	306	-	-	-	306
Average	273	248	155	148	824