


Collin County

FY 2020

Adopted Budget

Numbers Only Version



The following document is a numbers only version of the FY 2020 Adopted Budget. This document does not meet GFOA standards. The final document will be published on December 14, 2019.

Due to the passage of SB 656 during the 83th Regular Legislative Session amending LGC 111.068, the following statement must be included as the cover page for the adopted budget document:

This budget will raise more revenue from property taxes than last year's budget by an amount of \$3,704,534 which is a 1.63% increase from last year's budget. The property tax revenue to be raised from new property added to the tax roll this year is \$9,122,526.80.

The members of the governing body voted on the budget as follows:

FOR: Chris Hill,
County Judge

Susan Fletcher, Darrell Hale,
Commissioner Pct 1 Commissioner Pct 3

Cheryl Williams, Duncan Webb,
Commissioner Pct 2 Commissioner Pct 4

AGAINST:

PRESENT and not voting:

ABSENT:


Property Tax Comparison

	<u>FY 2019</u>	<u>FY 2020</u>
Property Tax Rate		
General Fund	\$0.126946	\$0.121501
Road & Bridge Fund	---	---
Permanent Improvement Fund	<u>\$0.000266</u>	<u>\$0.001450</u>
Total Maintenance & Operating Tax Rate	\$0.127212	\$0.122951
Debt Service Fund	<u>\$0.053573</u>	<u>\$0.052000</u>
Total Property Tax Rate	<u>\$0.180785</u>	<u>\$0.174951</u>
Effective Tax Rate	\$0.180785	\$0.174951
Effective Maintenance & Operating Tax Rate	\$0.130530	\$0.123117
Rollback Tax Rate	\$0.194545	\$0.184966

The debt obligation for Collin County secured by property taxes:

\$503,003,249.

COUNTY OF COLLIN



ADOPTED ANNUAL BUDGET

FISCAL YEAR 2020

OCTOBER 1, 2019 – SEPTEMBER 30, 2020

COMMISSIONERS COURT

CHRIS HILL
COUNTY JUDGE

SUSAN FLETCHER
COMMISSIONER, PCT. 1

DARRELL HALE
COMMISSIONER, PCT. 3

CHERYL WILLIAMS
COMMISSIONER, PCT. 2

DUNCAN WEBB
COMMISSIONER, PCT. 4

BILL BILYEU, COUNTY ADMINISTRATOR

PREPARED BY THE BUDGET & FINANCE OFFICE

MÓNICA ARRIS, DIRECTOR

TERESA MOORE, ASSISTANT DIRECTOR

JESSICA SHAW, SENIOR FINANCIAL ANALYST

JAVIER ARREOLA, FINANCIAL ANALYST

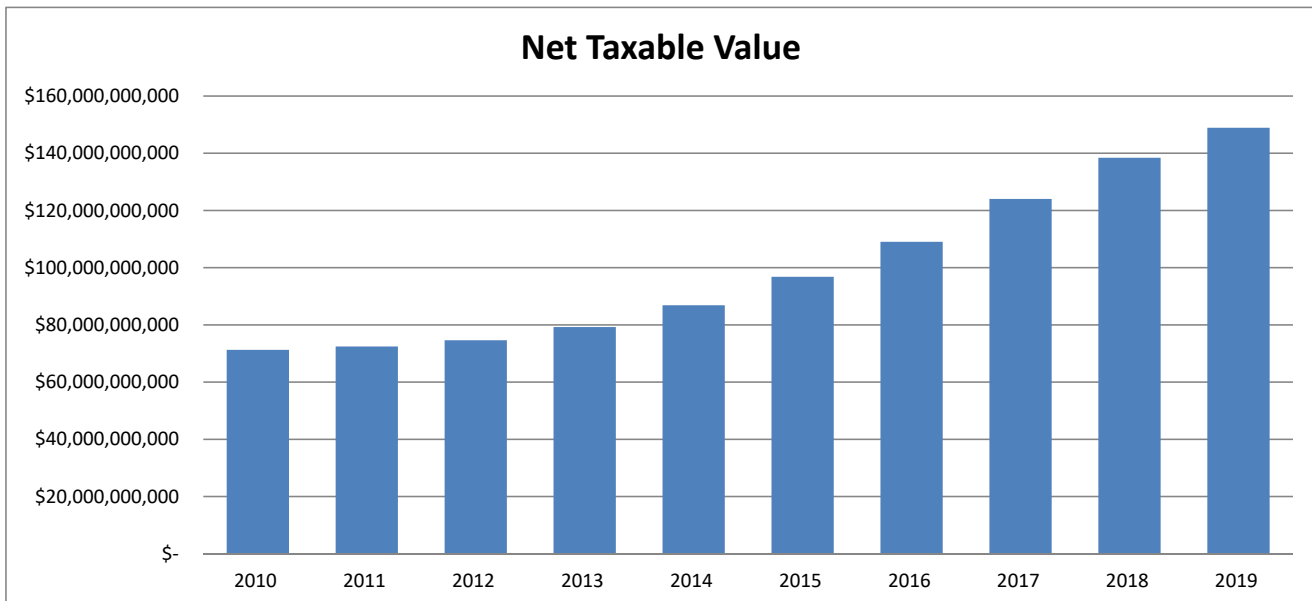
TAYLOR FRANCIS-SLOAN, FINANCIAL ANALYST

CYNTHIA SILVA, FINANCIAL ANALYST

Appraised Values

Ten-Year Trend

YEAR	NET TAXABLE	% CHANGE	ADJUSTED TAXABLE	% CHANGE
2010	\$ 71,277,687,478	-1.5%	\$ 71,211,193,179	-1.5%
2011	\$ 72,462,518,559	1.7%	\$ 72,358,101,040	1.6%
2012	\$ 74,630,300,190	3.0%	\$ 74,525,514,514	3.0%
2013	\$ 79,238,767,392	6.2%	\$ 79,118,900,313	6.2%
2014	\$ 86,871,450,852	9.6%	\$ 86,486,159,140	9.3%
2015	\$ 96,807,570,324	11.4%	\$ 96,197,416,782	11.2%
2016	\$ 109,041,422,918	12.6%	\$ 108,308,828,437	12.6%
2017	\$ 124,035,906,716	13.8%	\$ 123,186,796,413	13.7%
2018	\$ 138,427,326,503	11.6%	\$ 137,371,735,029	11.5%
2019	\$ 148,904,316,613	7.6%	\$ 147,115,166,280	7.1%



NOTES:


1. Certified Net Taxable Value is as of July 25th of each year per Tax Code 26.01
2. Adjusted Taxable Value equals Certified Net Taxable less Freeze Loss as of July 25th of each year per Tax Code 26.01

Property Tax

The following is a property tax analysis for an average homeowner living in Collin County. The average home in Collin County is valued at \$374,658 according to statistics compiled by the Central Appraisal District of Collin County.

TAXING UNIT	TAX RATE	AVERAGE TAXES
Collin County	\$0.1749510	\$622.69
City of Plano	\$0.4482000	\$1,343.37
Plano ISD	\$1.3373500	\$4,676.15
Collin College	<u>\$0.0812220</u>	<u>\$300.24</u>
Total	\$2.0417230	\$6,942.46

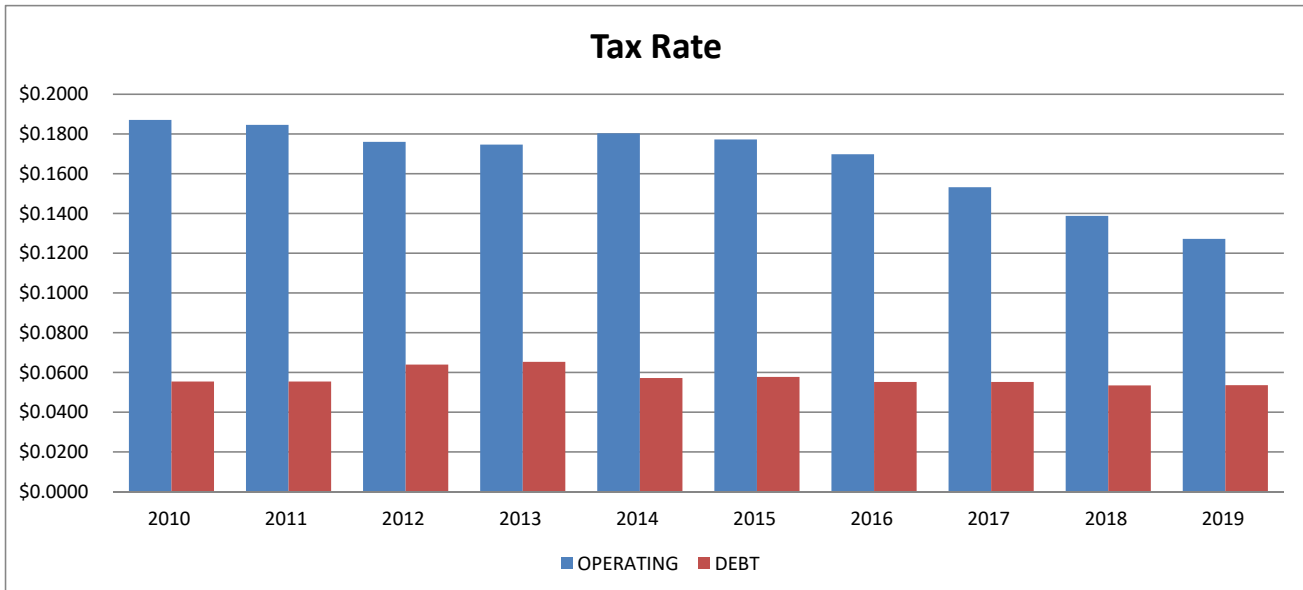
Distribution by Taxing Unit



Tax Rate Distribution

Ten-Year Trend

FISCAL YEAR	OPERATING	DEBT	TOTAL
2010	\$ 0.187080	\$ 0.055420	\$ 0.242500
2011	\$ 0.184580	\$ 0.055420	\$ 0.240000
2012	\$ 0.176046	\$ 0.063954	\$ 0.240000
2013	\$ 0.174663	\$ 0.065337	\$ 0.240000
2014	\$ 0.180334	\$ 0.057166	\$ 0.237500
2015	\$ 0.177268	\$ 0.057732	\$ 0.235000
2016	\$ 0.169800	\$ 0.055200	\$ 0.225000
2017	\$ 0.153195	\$ 0.055200	\$ 0.208395
2018	\$ 0.138796	\$ 0.053450	\$ 0.192246
2019	\$ 0.127212	\$ 0.053573	\$ 0.180785
2020	\$ 0.122951	\$ 0.052000	\$ 0.174951

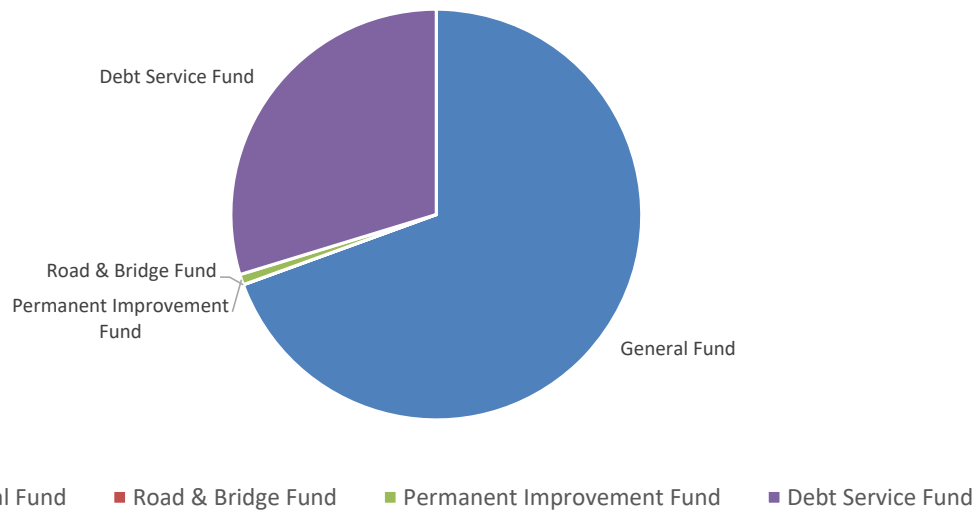


Tax Rate Distribution

By Fund

FUND NAME	FUND NUMBER	TAX RATE	ESTIMATED REVENUE
OPERATING TAX RATE			
General Fund	0001	\$ 0.121501	\$ 178,826,400
Road & Bridge Fund	1010	\$ -	\$ -
Permanent Improvement Fund	0499	\$ 0.001450	\$ 2,133,171
		\$ 0.122951	\$ 180,959,571
DEBT TAX RATE			
Debt Service Fund	3001	\$ 0.052000	\$ 76,499,888
		\$ 0.052000	\$ 76,499,888
TOTAL TAX RATE		<u>\$ 0.174951</u>	<u>\$ 257,459,459</u>

Tax Rate Distribution

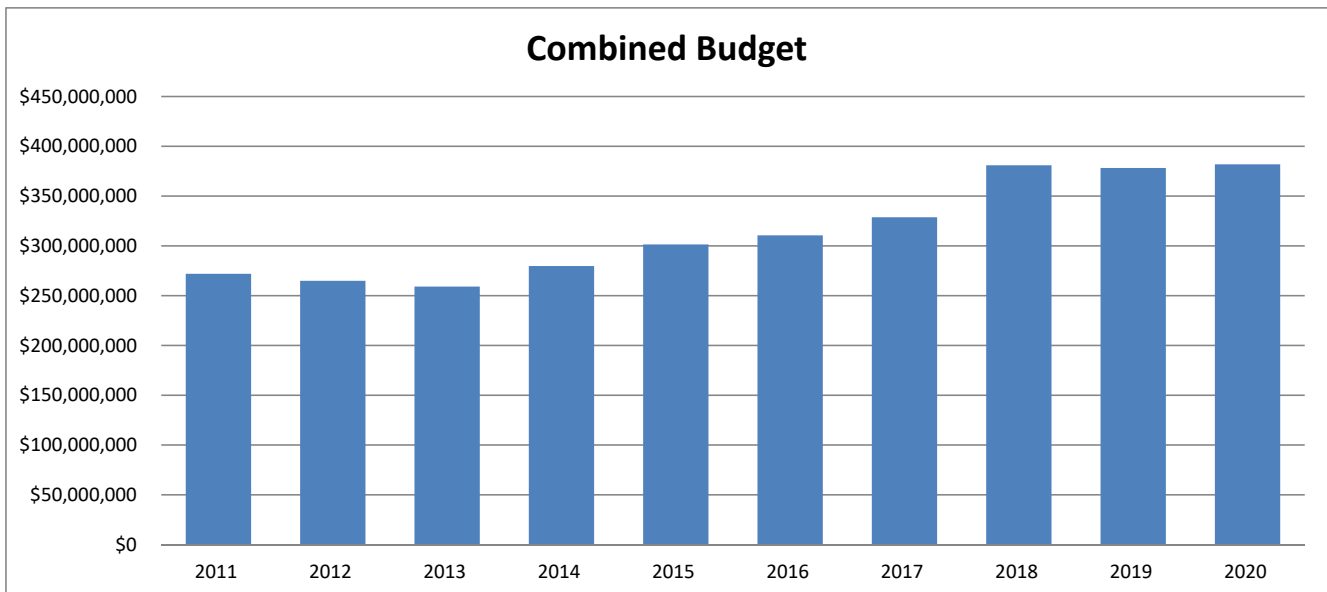


Combined Budget

Ten-Year Trend

(Excludes Bond Funds)

FISCAL YEAR	ADOPTED BUDGET	PERCENT CHANGE
2011	\$ 271,926,181	0.6%
2012	\$ 264,881,827	-2.6%
2013	\$ 259,113,699	-2.2%
2014	\$ 279,797,754	8.0%
2015	\$ 301,450,396	7.7%
2016	\$ 310,542,625	3.0%
2017	\$ 328,756,806	5.9%
2018	\$ 380,933,662	15.9%
2019	\$ 378,250,906	-0.7%
2020	\$ 381,891,872	1.0%

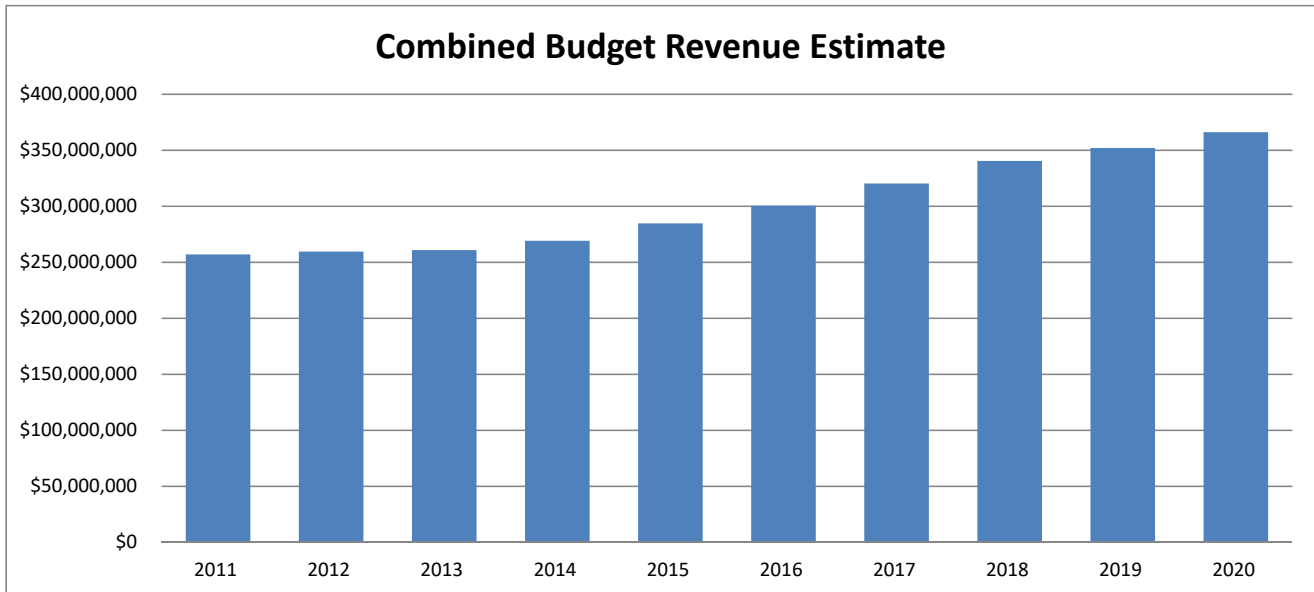


Combined Budget Revenue Estimate

Ten-Year Trend

(Excludes Bond Funds & Reserves)

FISCAL YEAR	ADOPTED REVENUE ESTIMATE	PERCENT CHANGE
2011	\$ 257,065,347	-4.9%
2012	\$ 259,592,515	1.0%
2013	\$ 260,900,125	0.5%
2014	\$ 269,241,160	3.2%
2015	\$ 284,755,238	5.8%
2016	\$ 300,520,823	5.5%
2017	\$ 320,391,899	6.6%
2018	\$ 340,484,495	6.3%
2019	\$ 352,075,905	3.4%
2020	\$ 366,174,447	4.0%



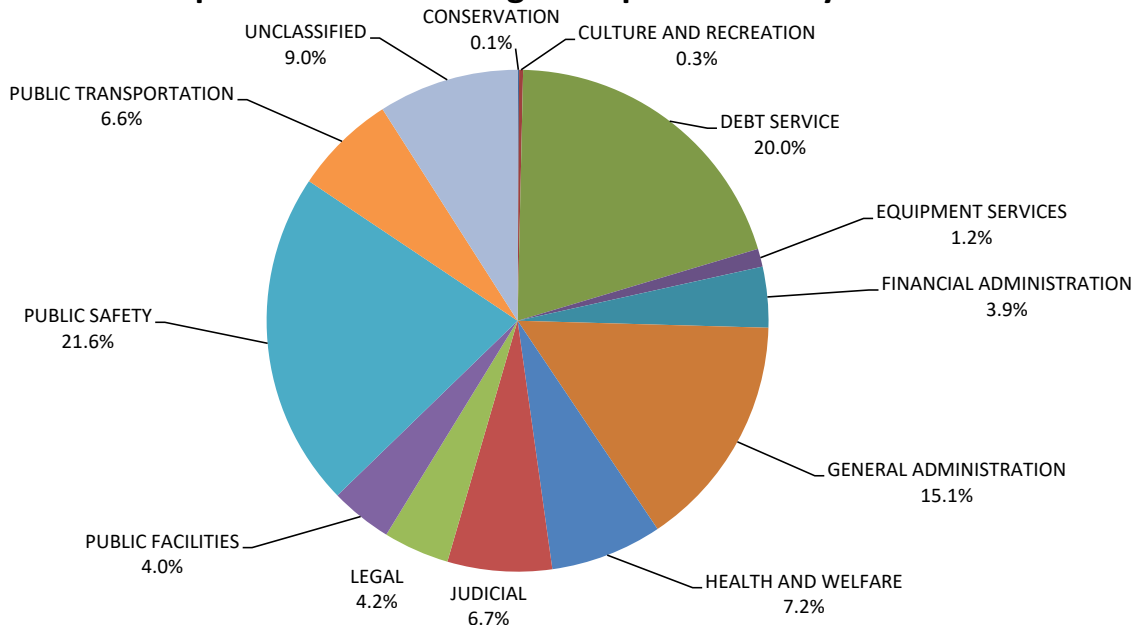
Combined Budget

Expenditures by Function

(Excludes Bond Funds)

FUNCTION AREA	FY 2018 ACTUALS	FY 2019 ADOPTED	FY 2019 YTD ACTUALS	FY 2020 ADOPTED
CONSERVATION	\$ 207,671	\$ 359,275	\$ 245,861	\$ 373,295
CULTURE AND RECREATION	\$ 921,073	\$ 1,033,089	\$ 924,001	\$ 982,257
DEBT SERVICE	\$ 65,294,559	\$ 91,270,992	\$ 91,957,720	\$ 76,469,871
EQUIPMENT SERVICES	\$ 2,149,526	\$ 4,344,133	\$ 4,908,604	\$ 4,426,830
FINANCIAL ADMINISTRATION	\$ 13,224,239	\$ 14,467,185	\$ 12,625,379	\$ 14,919,111
GENERAL ADMINISTRATION	\$ 39,337,401	\$ 53,781,330	\$ 74,197,018	\$ 57,810,691
HEALTH AND WELFARE	\$ 25,333,683	\$ 26,053,686	\$ 24,818,919	\$ 27,503,852
JUDICIAL	\$ 20,741,074	\$ 24,019,366	\$ 22,596,869	\$ 25,690,238
LEGAL	\$ 13,380,789	\$ 15,965,910	\$ 13,888,400	\$ 16,222,734
PUBLIC FACILITIES	\$ 12,908,990	\$ 13,749,909	\$ 19,875,541	\$ 15,223,983
PUBLIC SAFETY	\$ 83,449,908	\$ 78,212,107	\$ 75,771,136	\$ 82,641,885
PUBLIC TRANSPORTATION	\$ 25,171,239	\$ 24,619,116	\$ 56,866,325	\$ 25,101,005
UNCLASSIFIED	\$ 39,302,220	\$ 30,374,808	\$ 39,908,313	\$ 34,526,120
	<u>\$ 341,422,372</u>	<u>\$ 378,250,906</u>	<u>\$ 438,584,084</u>	<u>\$ 381,891,872</u>

Adopted Combined Budget - Expenditures by Function

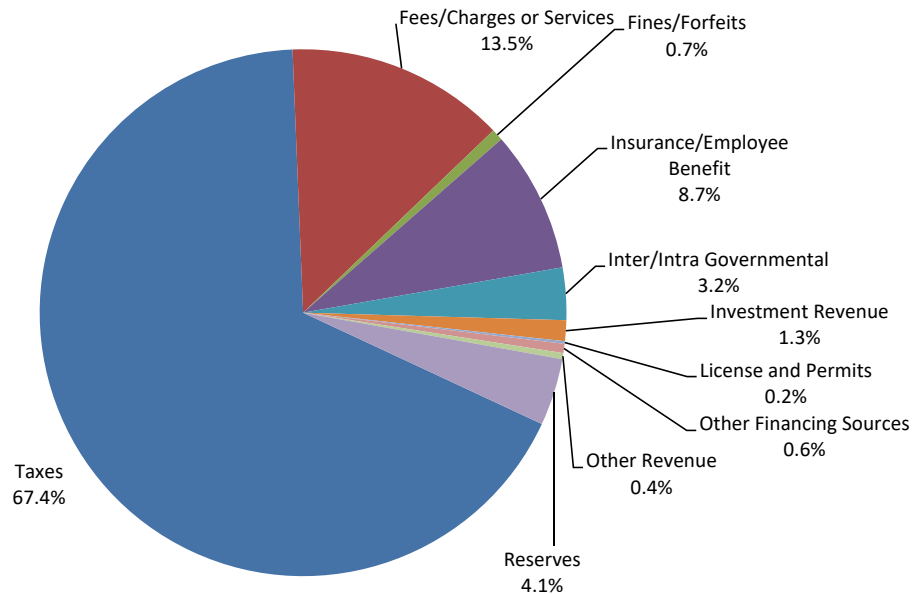


Combined Budget

Revenues by Source
(Excludes Bond Funds)

FUNCTION AREA	FY 2018 ACTUALS	FY 2019 ADOPTED	FY 2019 YTD ACTUALS	FY 2020 ADOPTED
Taxes	\$ 238,372,919	\$ 246,091,791	\$ 249,292,598	\$ 257,459,459
Fees/Charges or Services	\$ 52,853,407	\$ 51,905,096	\$ 52,216,097	\$ 51,481,566
Fines/Forfeits	\$ 2,872,382	\$ 2,843,610	\$ 2,443,407	\$ 2,733,300
Insurance/Employee Benefit	\$ 37,404,282	\$ 31,242,298	\$ 36,671,057	\$ 33,167,220
Inter/Intra Governmental	\$ 17,396,984	\$ 11,444,302	\$ 17,423,227	\$ 12,272,968
Investment Revenue	\$ 7,617,805	\$ 4,694,508	\$ 14,600,704	\$ 4,855,634
License and Permits	\$ 765,425	\$ 620,000	\$ 593,954	\$ 610,500
Other Financing Sources	\$ 4,114,903	\$ 2,157,200	\$ 2,451,149	\$ 2,157,200
Other Revenue	\$ 14,469,440	\$ 1,077,100	\$ 4,341,973	\$ 1,436,600
Reserves	\$ -	\$ 26,175,001	\$ -	\$ 15,717,425
	<u>\$ 375,867,547</u>	<u>\$ 378,250,906</u>	<u>\$ 380,034,166</u>	<u>\$ 381,891,872</u>

Adopted Combined Budget - Revenues by Source



Combined Budget

Revenues and Expenditures (Thousands)

(Excludes Bond Funds)

	OPERATING FUNDS					
	GENERAL FUND	ROAD & BRIDGE	PERMANENT	DEBT SERVICE	ALL OTHER	COMBINED
	FY 2020 ADOPTED	FUND FY 2020 ADOPTED	IMPROVEMENT FUND FY 2020 ADOPTED	FUND FY 2020 ADOPTED	FUNDS FY 2020 ADOPTED	FUNDS FY 2020 ADOPTED
REVENUES BY SOURCE						
TAXES	\$ 178,826,400	\$ -	\$ 2,133,171	\$ 76,499,888	\$ -	\$ 257,459,459
FEES/CHARGES FOR SERVICES	18,521,296	21,196,000	-	-	11,764,270	51,481,566
FINES	1,335,000	1,398,300	-	-	-	2,733,300
INSURANCE/EMPLOYEE BENEFIT	-	-	-	-	33,167,220	33,167,220
INTERGOVERNMENTAL REVENUE	6,186,000	-	-	265,000	5,821,968	12,272,968
INVESTMENT REVENUES	2,089,480	400,000	110,000	260,000	1,996,154	4,855,634
LICENSE & PERMITS	605,000	5,500	-	-	-	610,500
OTHER FINANCING SOURCES	-	-	-	-	2,157,200	2,157,200
OTHER REVENUE	306,500	100,100	-	-	1,030,000	1,436,600
TOTAL REVENUES	\$ 207,869,676	\$ 23,099,900	\$ 2,243,171	\$ 77,024,888	\$ 55,936,812	\$ 366,174,447

EXPENDITURES BY FUNCTION						
CONSERVATION	\$ 329,260	\$ 44,035	\$ -	\$ -	\$ -	\$ 373,295
CULTURE AND RECREATION	982,257	-	-	-	-	982,257
DEBT SERVICE	-	-	-	76,469,871	-	76,469,871
EQUIPMENT SERVICES	4,426,830	-	-	-	-	4,426,830
FINANCIAL ADMINISTRATION	14,919,111	-	-	-	-	14,919,111
GENERAL ADMINISTRATION	51,900,927	-	-	-	5,909,764	57,810,691
HEALTH AND WELFARE	20,554,504	-	-	-	6,949,348	27,503,852
JUDICIAL	24,158,875	-	-	-	1,531,363	25,690,238
LEGAL	15,949,112	-	-	-	273,622	16,222,734
PUBLIC FACILITIES	12,626,013	-	2,243,171	-	354,799	15,223,983
PUBLIC SAFETY	73,459,707	-	-	-	9,182,178	82,641,885
PUBLIC TRANSPORTATION	-	25,101,005	-	-	-	25,101,005
UNCLASSIFIED	2,157,200	-	-	-	32,368,920	34,526,120
TOTAL EXPENDITURES	\$ 221,463,796	\$ 25,145,040	\$ 2,243,171	\$ 76,469,871	\$ 56,569,994	\$ 381,891,872

Combined Budget

Expenditures by Fund
(Excludes Bond Funds)

FUND	FY 2017 ACTUALS	FY 2018 ACTUALS	FY 2019 YTD ACTUALS	FY 2020 ADOPTED
0001 - GENERAL	\$ 175,557,479	\$ 199,350,070	\$ 241,900,922	\$ 221,463,796
0002 - HOUSING FINANCE CORP	\$ 110,000	\$ 70,000	\$ 70,000	\$ -
0003 - RECORDS ARCHIVE	\$ -	\$ -	\$ 2,083,755	\$ 500,000
0005 - DIS CTS REC TECH	\$ 115,280	\$ -	\$ 399,698	\$ 100,000
0029 - COURTHOUSE SECURITY	\$ 683,166	\$ 702,498	\$ 658,319	\$ 833,903
0499 - PERMANENT IMPROVEMENT	\$ 2,364,208	\$ 1,576,127	\$ 8,848,349	\$ 2,243,171
1010 - ROAD AND BRIDGE	\$ 14,934,051	\$ 15,273,082	\$ 23,439,258	\$ 25,145,040
1013 - JUDICIAL APPELLATE	\$ 77,409	\$ 20,698	\$ 227,407	\$ 83,000
1015 - COURT REPORTERS	\$ 217,020	\$ 224,465	\$ 377,705	\$ 357,140
1021 - LAW LIBRARY	\$ 339,541	\$ 355,603	\$ 371,929	\$ 433,211
1025 - CO CLRK REC MGMT & PRES	\$ 514,091	\$ 492,350	\$ 520,070	\$ 1,815,853
1026 - DIST CLRK REC MGMT & PRES	\$ 126,924	\$ 130,608	\$ 122,210	\$ 144,769
1028 - JUSTICE COURT TECHNOLOGY	\$ 18,648	\$ 24,492	\$ 44,098	\$ 154,294
1031 - ECONOMIC DEVELOPMENT 2001	\$ 70,389	\$ 123,254	\$ 95,887	\$ 85,850
1033 - CONTRACT ELECTIONS	\$ 373,203	\$ 473,761	\$ 625,680	\$ 632,561
1036 - SHERIFF FORFEITURE	\$ 255,679	\$ 32,960	\$ 83,397	\$ -
1037 - DA STATE FORFEITURE	\$ 15,964	\$ 31,830	\$ 22,783	\$ -
1038 - DA SERVICE FEE	\$ 5,273	\$ 8,319	\$ 15,596	\$ -
1039 - MYERS PARK FOUNDATION	\$ -	\$ 3,000	\$ -	\$ -
1040 - HEALTHCARE FOUNDATION	\$ 3,034,540	\$ 3,428,077	\$ 4,339,547	\$ 4,744,761
1044 - COUNTY REC MGMT & PRES	\$ 464,508	\$ 346,037	\$ 300,073	\$ 295,500
1049 - DA PRETRIAL INTERVNTN PRG	\$ 48,006	\$ 105,691	\$ 119,548	\$ 136,985
1050 - SPECIALTY COURT	\$ 100,415	\$ 155,799	\$ 175,283	\$ 72,800
1051 - SCAAP	\$ 8,485	\$ -	\$ 201,190	\$ -
1052 - CTY CRTS TECHNOLOGY	\$ 399	\$ 599	\$ 670	\$ 1,568
1053 - DIS CTS TECHNOLOGY	\$ 1,320	\$ -	\$ 11,724	\$ 2,016
1054 - PROBATE CONTRIBUTIONS	\$ 29,865	\$ 52,258	\$ 52,852	\$ 82,565

Combined Budget

Expenditures by Fund
(Excludes Bond Funds)

FUND	FY 2017 ACTUALS	FY 2018 ACTUALS	FY 2019 YTD ACTUALS	FY 2020 ADOPTED
1056 - DIS CLRK CRT REC PRESRVTN	\$ 99,699	\$ -	\$ 399,699	\$ 100,000
1057 - DA APPORTIONMENT	\$ 22,060	\$ 23,826	\$ 29,462	\$ -
1060 - DA FEDERAL TREASURY FORF	\$ 46,345	\$ 228	\$ 137,163	\$ 136,637
1065 - SHERIFF FORFEITURE FED	\$ 137,751	\$ 5,365	\$ 111,789	\$ -
1998 - VETERANS COURT PROGRAM	\$ -	\$ -	\$ 4,274	\$ -
2101 - FEDERAL GRANTS	\$ 265,604	\$ 203,432	\$ 326,449	\$ -
2102 - PUBLIC HEALTH EMERG PREPD	\$ 507,493	\$ 512,920	\$ 522,189	\$ 706,668
2103 - FEDERAL HOMELAND SEC GRNT	\$ 312,916	\$ 350,653	\$ 203,254	\$ -
2104 - CITY READINESS INITIATIVE	\$ 122,200	\$ 137,583	\$ 133,670	\$ -
2108 - HEALTHCARE GRANTS	\$ 2,135,850	\$ 2,206,392	\$ 1,912,711	\$ 1,622,598
2112 - CPS BOARD GRANTS	\$ 43,877	\$ 31,405	\$ 32,798	\$ -
2198 - LEOSE EDUCATION	\$ 37,234	\$ 15,096	\$ 44,775	\$ -
2580 - STATE GRANTS	\$ 2,366,058	\$ 2,671,942	\$ 2,715,508	\$ 75,739
2585 - AIR CHECK TEXAS	\$ 2,661,606	\$ -	\$ -	\$ -
2761 - PRIVATE SECTOR GRANTS	\$ 82,223	\$ 85,749	\$ 55,879	\$ -
2899 - LOCAL AGREEMENT/FUNDING	\$ 51,741	\$ 29,139	\$ 28,903	\$ -
3001 - DEBT SERVICE	\$ 59,387,552	\$ 65,294,559	\$ 91,957,720	\$ 76,469,871
5501 - COUNTY INSURANCE	\$ 1,010,872	\$ 1,305,758	\$ 2,381,068	\$ 1,695,000
5502 - WORKERS' COMPENSATION INS	\$ 249,225	\$ 257,553	\$ 355,731	\$ 885,000
5504 - UNEMPLOYMENT INSURANCE	\$ 13,946	\$ 37,422	\$ 26,175	\$ 96,500
5505 - EMPLOYEE INSURANCE	\$ 29,999,585	\$ 31,111,763	\$ 33,536,675	\$ 32,272,420
5601 - FLEXIBLE BENEFITS	\$ 3,632,860	\$ 3,680,484	\$ 3,551,803	\$ -
5602 - EMPLOYEE PAID BENEFITS	\$ 333,008	\$ 357,648	\$ 342,511	\$ -
5990 - ANIMAL SAFETY	\$ 1,222,792	\$ 1,315,899	\$ 1,298,675	\$ 1,541,863
5991 - ANIMAL SHELTER PROGRAM	\$ 106,803	\$ 115,640	\$ 108,124	\$ -
5999 - CC TOLL ROAD AUTHORITY	\$ 73,907	\$ 826,881	\$ 4,952,585	\$ -
6050 - JUDICIAL DISTRICT	\$ 5,933,643	\$ 6,087,046	\$ 6,340,694	\$ 6,067,592

Combined Budget

Expenditures by Fund
(Excludes Bond Funds)

FUND	FY 2017 ACTUALS	FY 2018 ACTUALS	FY 2019 YTD ACTUALS	FY 2020 ADOPTED
6051 - DP-SC MENTALLY IMPAIRED	\$ 116,679	\$ 108,975	\$ 105,290	\$ 113,277
6053 - CCP-COMM CORRECTIONS FAC	\$ 661,569	\$ 824,817	\$ 911,891	\$ 238,989
6055 - DP-SC SEX OFFENDER	\$ 129,362	\$ 130,958	\$ 231,381	\$ 173,286
6057 - TAIP	\$ 15,212	\$ 30,024	\$ 121,591	\$ -
6058 - DP-SC SUBSTANCE ABUSE	\$ 179,824	\$ 306,059	\$ 288,428	\$ 321,319
6059 - PERSONAL BOND/SURETY PRGM	\$ 208,806	\$ 227,869	\$ 239,551	\$ -
6800 - CPS BOARD	\$ 33,876	\$ 46,085	\$ 31,981	\$ 46,330
	<u>\$ 311,668,041</u>	<u>\$ 341,320,741</u>	<u>\$ 438,548,346</u>	<u>\$ 381,891,872</u>

Combined Budget

Revenues by Fund

(Excludes Bond Funds)

FUND	FY 2017 ACTUALS	FY 2018 ACTUALS	FY 2019 YTD ACTUALS	FY 2020 ADOPTED
0001 - GENERAL	\$ 195,170,260	\$ 213,094,396	\$ 212,535,148	\$ 207,869,676
0002 - HOUSING FINANCE CORP	\$ 10,870	\$ 9,796	\$ 4,469	\$ 7,970
0003 - RECORDS ARCHIVE	\$ 1,780,525	\$ 1,652,981	\$ 1,559,653	\$ 1,750,000
0005 - DIS CTS REC TECH	\$ 135,621	\$ 141,026	\$ 142,421	\$ 130,000
0029 - COURTHOUSE SECURITY	\$ 1,031,817	\$ 677,116	\$ 622,001	\$ 635,000
0499 - PERMANENT IMPROVEMENT	\$ 3,392,350	\$ 3,069,233	\$ 555,174	\$ 2,243,171
1010 - ROAD AND BRIDGE	\$ 22,423,621	\$ 22,907,077	\$ 23,455,091	\$ 23,099,900
1011 - FARM TO MARKET	\$ 193	\$ 348	\$ 500	\$ 100
1012 - LATERAL ROAD	\$ 59,341	\$ 67,303	\$ 72,529	\$ 50,000
1013 - JUDICIAL APPELLATE	\$ 77,409	\$ 83,525	\$ 88,589	\$ 83,000
1015 - COURT REPORTERS	\$ 287,847	\$ 288,115	\$ 299,882	\$ 285,000
1021 - LAW LIBRARY	\$ 551,367	\$ 583,321	\$ 606,812	\$ 575,000
1023 - FARM MUSEUM MEMORIAL	\$ 15	\$ 20	\$ 10,195	\$ -
1024 - OPEN SPACE PARKS	\$ 4	\$ 6	\$ 4	\$ -
1025 - CO CLRK REC MGMT & PRES	\$ 1,785,723	\$ 1,659,008	\$ 1,556,925	\$ 1,434,000
1026 - DIST CLRK REC MGMT & PRES	\$ 58,262	\$ 60,238	\$ 62,213	\$ 61,500
1027 - JUV DELINQUENCY PREV	\$ 50	\$ 50	\$ -	\$ -
1028 - JUSTICE COURT TECHNOLOGY	\$ 101,958	\$ 113,291	\$ 100,895	\$ 96,000
1031 - ECONOMIC DEVELOPMENT 2001	\$ 148,558	\$ 71,347	\$ 405,448	\$ 500
1032 - DANGEROUS WILD ANIMAL	\$ 500	\$ 500	\$ -	\$ 500
1033 - CONTRACT ELECTIONS	\$ 699,480	\$ 465,193	\$ 776,097	\$ 655,000
1035 - ELECTION EQUIPMENT	\$ 21	\$ 27	\$ 19	\$ -
1036 - SHERIFF FORFEITURE	\$ 35,780	\$ 7,123	\$ 10,245	\$ -
1037 - DA STATE FORFEITURE	\$ 93,001	\$ 259,990	\$ 85,432	\$ -
1038 - DA SERVICE FEE	\$ 15,573	\$ 12,507	\$ 12,616	\$ -
1039 - MYERS PARK FOUNDATION	\$ 144	\$ 237	\$ 335	\$ -
1040 - HEALTHCARE FOUNDATION	\$ 2,159,434	\$ 5,480,008	\$ 3,712,681	\$ 3,229,654

Combined Budget

Revenues by Fund

(Excludes Bond Funds)

FUND	FY 2017 ACTUALS	FY 2018 ACTUALS	FY 2019 YTD ACTUALS	FY 2020 ADOPTED
1042 - CHILD ABUSE PREVENTION	\$ 4,959	\$ 5,332	\$ 6,254	\$ 5,000
1044 - COUNTY REC MGMT & PRES	\$ 248,284	\$ 242,412	\$ 247,748	\$ 237,000
1046 - JUVENILE CASE MANAGER FND	\$ 46,171	\$ 56,967	\$ 45,808	\$ 45,000
1047 - COURT INITIATED GUARDNSHP	\$ 45,214	\$ 53,815	\$ 47,513	\$ 48,000
1048 - ALT DISPUTE RESOLUTION	\$ -	\$ -	\$ 30,723	\$ -
1049 - DA PRETRIAL INTERVNTN PRG	\$ 155,480	\$ 232,431	\$ 195,270	\$ 175,000
1050 - SPECIALTY COURT	\$ 95,070	\$ 71,380	\$ 64,298	\$ 72,800
1051 - SCAAP	\$ 8,485	\$ 19	\$ 201,449	\$ -
1052 - CTY CRTS TECHNOLOGY	\$ 56,456	\$ 60,370	\$ 61,199	\$ 59,000
1053 - DIS CTS TECHNOLOGY	\$ 58,292	\$ 64,138	\$ 64,488	\$ 64,000
1054 - PROBATE CONTRIBUTIONS	\$ 90,271	\$ 107,882	\$ 111,128	\$ 40,000
1055 - CCLC COURT REC PRESRVTN	\$ 58,356	\$ 66,041	\$ 69,872	\$ 55,000
1056 - DIS CLRK CRT REC PRESRVTN	\$ 95,925	\$ 98,324	\$ 102,141	\$ 85,000
1057 - DA APPORTIONMENT	\$ 23,373	\$ 24,118	\$ 24,364	\$ 22,500
1058 - JUSTICE CRT BLDG SECURITY	\$ 15,355	\$ 17,516	\$ 14,325	\$ 13,300
1060 - DA FEDERAL TREASURY FORF	\$ 841	\$ 145,579	\$ 7,888	\$ -
1062 - TRUANCY PREV & DIVERSION	\$ 14,491	\$ 17,042	\$ 13,962	\$ 13,000
1063 - DA FEDERAL JUSTICE FORF	\$ 5,231	\$ 2,937	\$ 216	\$ -
1064 - CONSTABLE 3 FORFEITURE	\$ -	\$ 1	\$ 1	\$ -
1065 - SHERIFF FORFEITURE FED	\$ 229,616	\$ 198,235	\$ 13,000	\$ -
1998 - VETERANS COURT PROGRAM	\$ -	\$ -	\$ 13,241	\$ -
2101 - FEDERAL GRANTS	\$ 265,604	\$ 190,889	\$ 262,179	\$ -
2102 - PUBLIC HEALTH EMERG PREPD	\$ 507,493	\$ 512,920	\$ 495,245	\$ 706,668
2103 - FEDERAL HOMELAND SEC GRNT	\$ 312,916	\$ 350,653	\$ 195,963	\$ -
2104 - CITY READINESS INITIATIVE	\$ 122,200	\$ 137,583	\$ 130,916	\$ -
2108 - HEALTHCARE GRANTS	\$ 2,135,850	\$ 2,206,392	\$ 1,801,982	\$ 1,622,598
2112 - CPS BOARD GRANTS	\$ 43,877	\$ 31,405	\$ 32,798	\$ -

Combined Budget

Revenues by Fund

(Excludes Bond Funds)

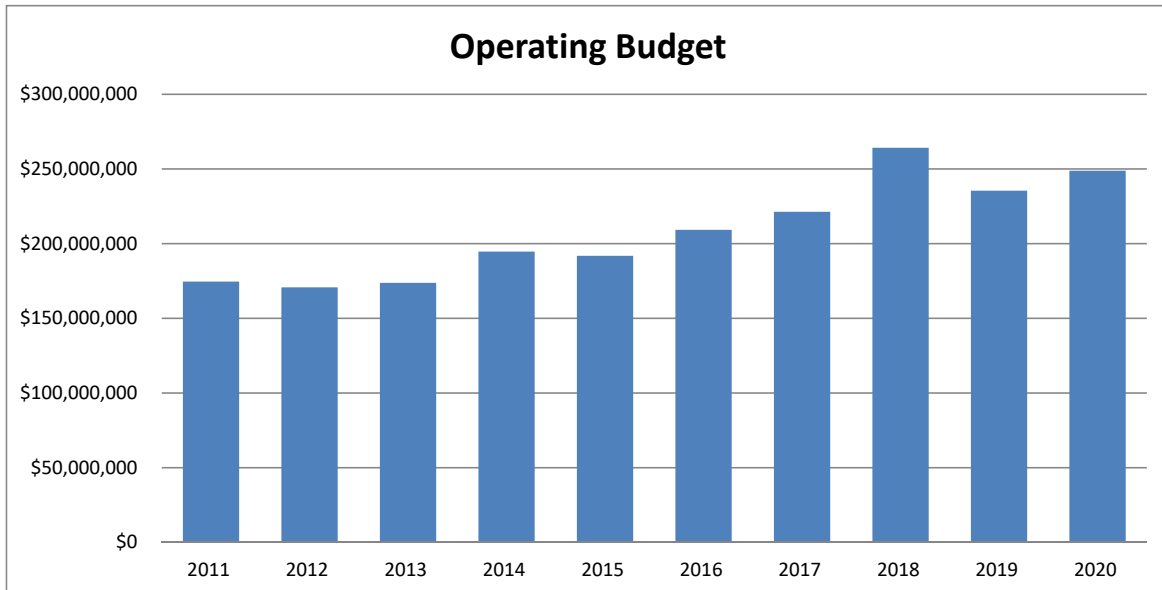
FUND	FY 2017 ACTUALS	FY 2018 ACTUALS	FY 2019 YTD ACTUALS	FY 2020 ADOPTED
2198 - LEOSE EDUCATION	\$ 38,649	\$ 39,561	\$ 40,582	\$ -
2580 - STATE GRANTS	\$ 2,366,058	\$ 2,696,965	\$ 2,441,212	\$ 75,739
2585 - AIR CHECK TEXAS	\$ 2,661,606	\$ -	\$ 0	\$ -
2761 - PRIVATE SECTOR GRANTS	\$ 82,223	\$ 85,749	\$ 68,004	\$ -
2899 - LOCAL AGREEMENT/FUNDING	\$ 51,741	\$ 29,139	\$ 28,270	\$ -
3001 - DEBT SERVICE	\$ 61,001,528	\$ 66,974,931	\$ 76,188,613	\$ 77,024,888
4001 - 4599 BOND FUND INVESTMENT REVENUE	\$ 1,485,473	\$ 2,098,143	\$ 2,675,819	\$ 605,000
5501 - COUNTY INSURANCE	\$ 2,025,640	\$ 1,873,678	\$ 2,948,090	\$ 1,725,000
5502 - WORKERS' COMPENSATION INS	\$ 1,066,877	\$ 985,083	\$ 967,439	\$ 910,000
5504 - UNEMPLOYMENT INSURANCE	\$ 122,671	\$ 141,500	\$ 117,341	\$ 118,857
5505 - EMPLOYEE INSURANCE	\$ 28,941,096	\$ 32,026,778	\$ 30,402,174	\$ 31,504,863
5601 - FLEXIBLE BENEFITS	\$ 3,652,142	\$ 3,702,592	\$ 3,567,571	\$ -
5602 - EMPLOYEE PAID BENEFITS	\$ 333,391	\$ 356,930	\$ 353,629	\$ -
5990 - ANIMAL SAFETY	\$ 1,282,577	\$ 1,573,319	\$ 1,565,634	\$ 1,480,000
5991 - ANIMAL SHELTER PROGRAM	\$ 118,862	\$ 98,711	\$ 78,927	\$ -
5999 - CC TOLL ROAD AUTHORITY	\$ 9,118,197	\$ 35,730	\$ 21,826	\$ 10,000
6050 - JUDICIAL DISTRICT	\$ 5,858,426	\$ 6,291,882	\$ 5,728,100	\$ 6,067,592
6051 - DP-SC MENTALLY IMPAIRED	\$ 123,999	\$ 109,059	\$ 85,712	\$ 113,277
6053 - CCP-COMM CORRECTIONS FAC	\$ 975,512	\$ 375,099	\$ 1,041,708	\$ 238,989
6055 - DP-SC SEX OFFENDER	\$ 129,552	\$ 131,779	\$ 131,296	\$ 173,286
6057 - TAIP	\$ 39,122	\$ (1,905)	\$ 36,113	\$ -
6058 - DP-SC SUBSTANCE ABUSE	\$ 176,270	\$ 294,650	\$ 235,866	\$ 321,319
6059 - PERSONAL BOND/SURETY PRGM	\$ 238,203	\$ 283,730	\$ 322,512	\$ 288,000
6800 - CPS BOARD	\$ 48,091	\$ 48,156	\$ 47,313	\$ 47,200
	<u>\$ 356,597,442</u>	<u>\$ 375,849,422</u>	<u>\$ 380,023,099</u>	<u>\$ 366,173,847</u>

Operating Budget

Ten-Year Trend

This schedule tracks operating expenditures for the constitutional funds of the County:
General Fund, Road & Bridge Fund and Permanent Improvements Fund.

FISCAL YEAR	ADOPTED BUDGET	PERCENT CHANGE
2011	\$ 174,628,074	-0.3%
2012	\$ 170,775,342	-2.2%
2013	\$ 173,790,360	1.8%
2014	\$ 194,699,170	12.0%
2015	\$ 191,849,094	-1.5%
2016	\$ 209,243,452	9.1%
2017	\$ 221,351,227	5.8%
2018	\$ 264,194,799	19.4%
2019	\$ 235,463,614	-10.9%
2020	\$ 248,852,007	5.7%

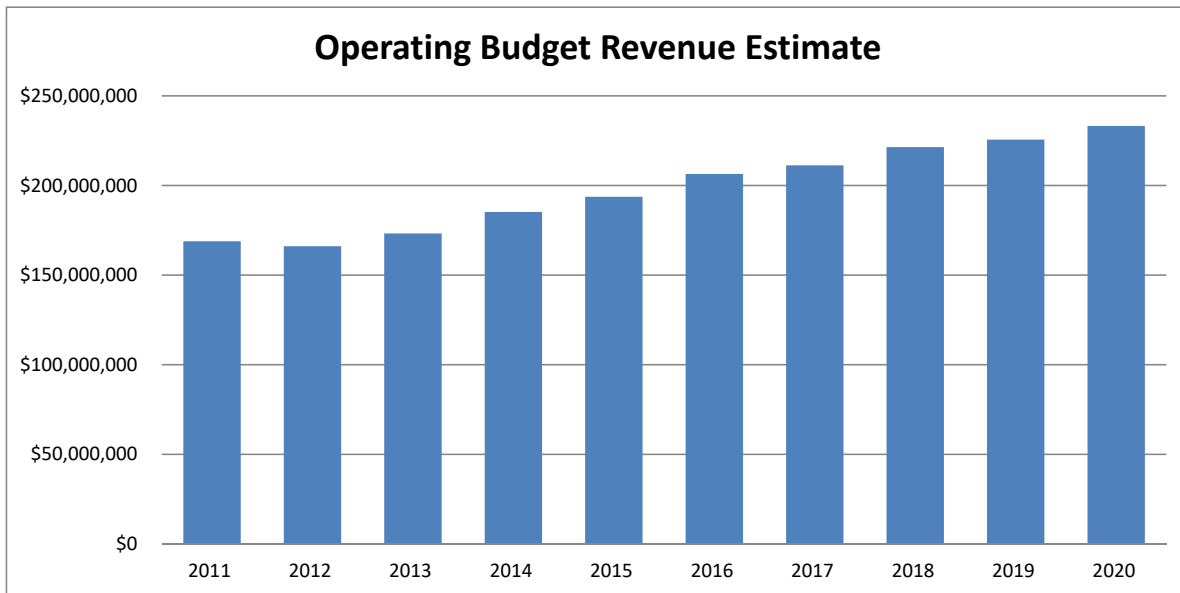


Operating Funds Revenue Estimate

Ten-Year Trend

This schedule tracks operating expenditures for the constitutional funds of the County:
General Fund, Road & Bridge Fund and Permanent Improvements Fund.

FISCAL YEAR	ADOPTED REVENUE ESTIMATE	PERCENT CHANGE
2011	\$ 168,888,310	-4.7%
2012	\$ 166,085,986	-1.7%
2013	\$ 173,227,573	4.3%
2014	\$ 185,211,145	6.9%
2015	\$ 193,686,737	4.6%
2016	\$ 206,414,691	6.6%
2017	\$ 211,241,179	2.3%
2018	\$ 221,412,241	4.8%
2019	\$ 225,582,518	1.9%
2020	\$ 233,212,747	3.4%

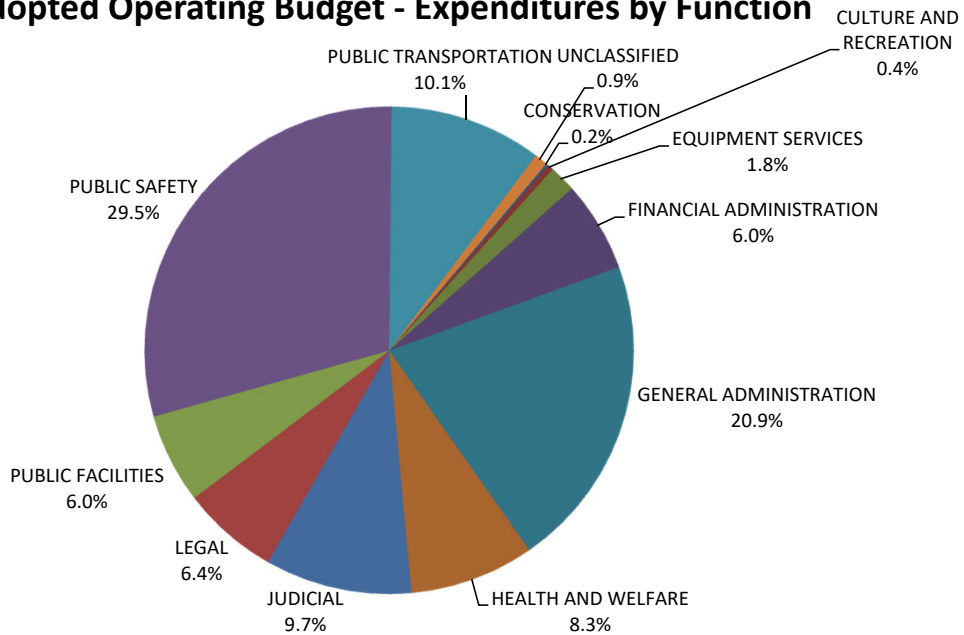


Operating Budget

Expenditures by Function

FUNCTION AREA	FY 2018 ACTUALS	FY 2019 ADOPTED	FY 2019 YTD ACTUALS	FY 2020 ADOPTED
CONSERVATION	\$ 207,671	\$ 359,275	\$ 245,861	\$ 373,295
CULTURE AND RECREATION	\$ 833,172	\$ 1,033,089	\$ 897,766	\$ 982,257
EQUIPMENT SERVICES	\$ 2,149,526	\$ 4,344,133	\$ 4,908,604	\$ 4,426,830
FINANCIAL ADMINISTRATION	\$ 13,224,239	\$ 14,467,185	\$ 12,625,379	\$ 14,919,111
GENERAL ADMINISTRATION	\$ 36,185,029	\$ 48,082,751	\$ 67,691,072	\$ 51,900,927
HEALTH AND WELFARE	\$ 18,755,092	\$ 19,272,560	\$ 17,888,775	\$ 20,554,504
JUDICIAL	\$ 19,626,523	\$ 22,338,269	\$ 19,803,331	\$ 24,158,875
LEGAL	\$ 13,125,002	\$ 15,834,099	\$ 13,437,272	\$ 15,949,112
PUBLIC FACILITIES	\$ 12,640,271	\$ 13,395,110	\$ 19,711,387	\$ 14,869,184
PUBLIC SAFETY	\$ 64,659,777	\$ 69,560,827	\$ 62,908,142	\$ 73,459,707
PUBLIC TRANSPORTATION	\$ 31,068,145	\$ 24,619,116	\$ 51,913,740	\$ 25,101,005
UNCLASSIFIED	\$ 3,724,832	\$ 2,157,200	\$ 2,157,200	\$ 2,157,200
	\$ 216,199,278	\$ 235,463,614	\$ 274,188,529	\$ 248,852,007

Adopted Operating Budget - Expenditures by Function

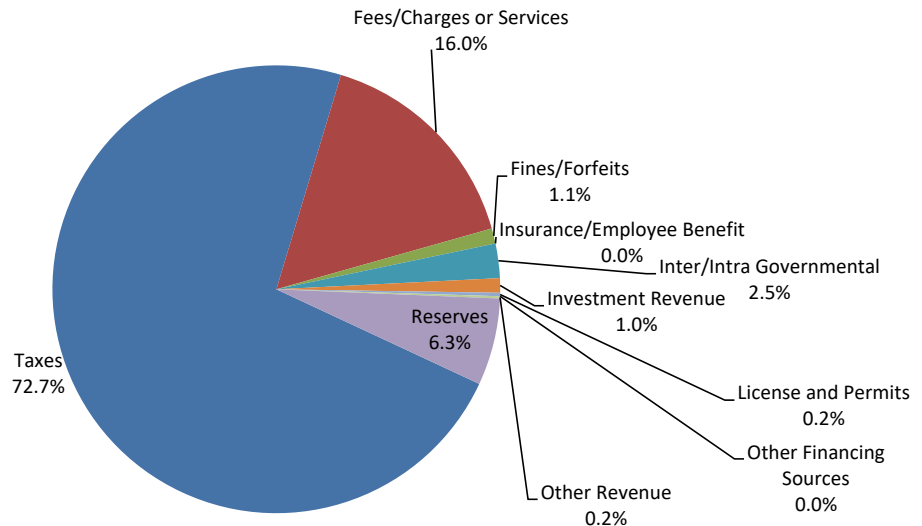


Operating Budget

Revenues by Source

FUNCTION AREA	FY 2018 ACTUALS	FY 2019 ADOPTED	FY 2019 ACTUALS	FY 2020 ADOPTED
Taxes	\$ 172,132,111	\$ 173,241,802	\$ 175,456,687	\$ 180,959,571
Fees/Charges or Services	\$ 40,219,104	\$ 40,076,806	\$ 40,037,625	\$ 39,717,296
Fines/Forfeits	\$ 2,872,382	\$ 2,843,610	\$ 2,443,407	\$ 2,733,300
Insurance/Employee Benefit	\$ 26,791	\$ -	\$ 30,329	\$ -
Inter/Intra Governmental	\$ 7,545,807	\$ 5,955,000	\$ 7,425,479	\$ 6,186,000
Investment Revenue	\$ 3,388,299	\$ 2,593,200	\$ 9,429,448	\$ 2,599,480
License and Permits	\$ 765,425	\$ 620,000	\$ 593,954	\$ 610,500
Other Financing Sources	\$ 23,826	\$ -	\$ 6,239	\$ -
Other Revenue	\$ 12,096,962	\$ 252,100	\$ 1,122,245	\$ 406,600
Reserves	\$ -	\$ 9,881,096	\$ -	\$ 15,639,260
	<u>\$ 239,070,706</u>	<u>\$ 235,463,614</u>	<u>\$ 236,545,414</u>	<u>\$ 248,852,007</u>

Adopted Operating Budget - Revenues by Source

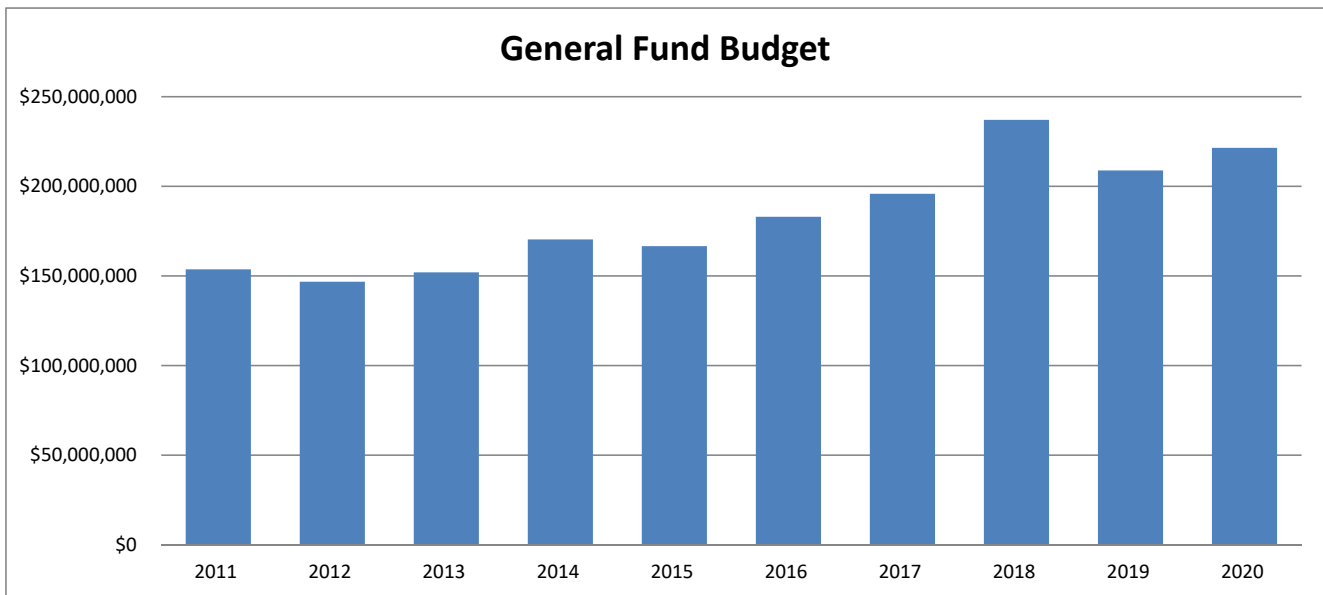


General Fund Budget

Ten-Year Trend

The general operating fund of the County. The General Fund is used to account for all financial resources except those required to be accounted for in another fund. Primary expenditures are for general administration, public safety, and judicial, state prosecution, and capital outlay.

FISCAL YEAR	ADOPTED BUDGET	PERCENT CHANGE
2011	\$ 153,678,623	0.5%
2012	\$ 146,765,759	-4.5%
2013	\$ 151,995,430	3.6%
2014	\$ 170,356,314	12.1%
2015	\$ 166,628,762	-2.2%
2016	\$ 183,012,171	9.8%
2017	\$ 195,819,243	7.0%
2018	\$ 237,052,795	21.1%
2019	\$ 208,837,463	-11.9%
2020	\$ 221,463,796	6.0%



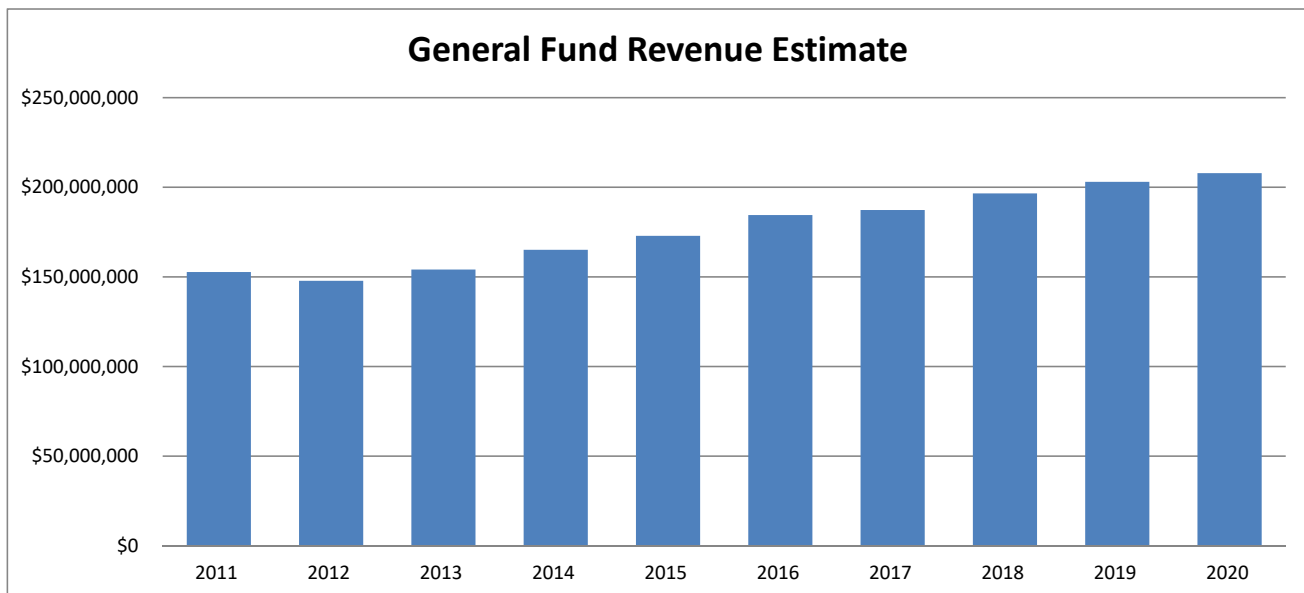
Note: Jury Fund, Myers Park, Pre-trial Release, Development Services, Juvenile Probation/Detention, Juvenile Alternative Education, and Juvenile Out-of-County Sex Offender Funds consolidated into General Fund in FY 2013 due to GASB 54 reporting requirements.

General Fund Revenue Estimate

Ten-Year Trend

The general operating fund of the County. The General Fund is used to account for all financial resources except those required to be accounted for in another fund. Primary expenditures are for general administration, public safety, and judicial, state prosecution, and capital outlay.

FISCAL YEAR	ADOPTED REVENUE ESTIMATE	PERCENT CHANGE
2011	\$ 152,716,319	-2.7%
2012	\$ 147,794,648	-3.2%
2013	\$ 154,106,656	4.3%
2014	\$ 165,107,866	7.1%
2015	\$ 172,924,965	4.7%
2016	\$ 184,511,733	6.7%
2017	\$ 187,312,793	1.5%
2018	\$ 196,591,586	5.0%
2019	\$ 203,020,037	3.3%
2020	\$ 207,869,676	2.4%



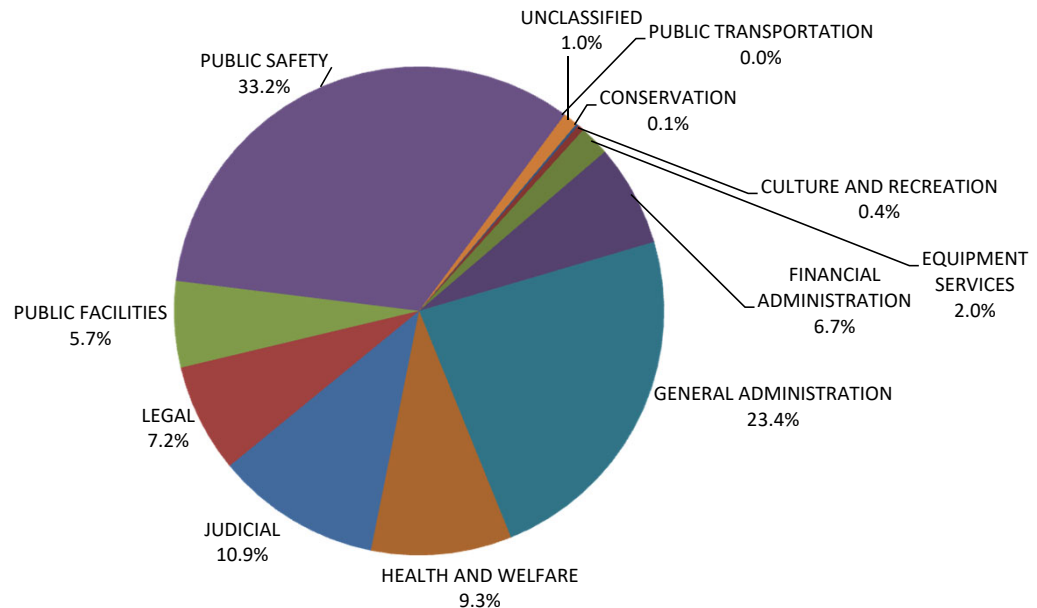
General Fund Budget

Expenditures by Function

The general operating fund of the County. The General Fund is used to account for all financial resources except those required to be accounted for in another fund. Primary expenditures are for general administration, public safety, and judicial, state prosecution, and capital outlay.

FUNCTION AREA	FY 2018 ACTUALS	FY 2019 ADOPTED	FY 2019 YTD ACTUALS	FY 2020 ADOPTED
CONSERVATION	\$ 192,901	\$ 315,240	\$ 239,837	\$ 329,260
CULTURE AND RECREATION	\$ 833,172	\$ 1,033,089	\$ 897,766	\$ 982,257
EQUIPMENT SERVICES	\$ 2,149,526	\$ 4,344,133	\$ 4,908,604	\$ 4,426,830
FINANCIAL ADMINISTRATION	\$ 13,224,239	\$ 14,467,185	\$ 12,625,379	\$ 14,919,111
GENERAL ADMINISTRATION	\$ 36,185,029	\$ 48,082,751	\$ 67,691,072	\$ 51,900,927
HEALTH AND WELFARE	\$ 18,755,092	\$ 19,272,560	\$ 17,888,775	\$ 20,554,504
JUDICIAL	\$ 19,626,523	\$ 22,338,269	\$ 19,803,331	\$ 24,158,875
LEGAL	\$ 13,125,002	\$ 15,834,099	\$ 13,437,272	\$ 15,949,112
PUBLIC FACILITIES	\$ 11,064,144	\$ 11,432,110	\$ 10,863,038	\$ 12,626,013
PUBLIC SAFETY	\$ 64,659,777	\$ 69,560,827	\$ 62,908,142	\$ 73,459,707
PUBLIC TRANSPORTATION	\$ 15,809,834	\$ -	\$ 28,480,507	\$ -
UNCLASSIFIED	\$ 3,724,832	\$ 2,157,200	\$ 2,157,200	\$ 2,157,200
	<u>\$ 199,350,070</u>	<u>\$ 208,837,463</u>	<u>\$ 241,900,922</u>	<u>\$ 221,463,796</u>

Adopted General Fund Budget - Expenditures by Function



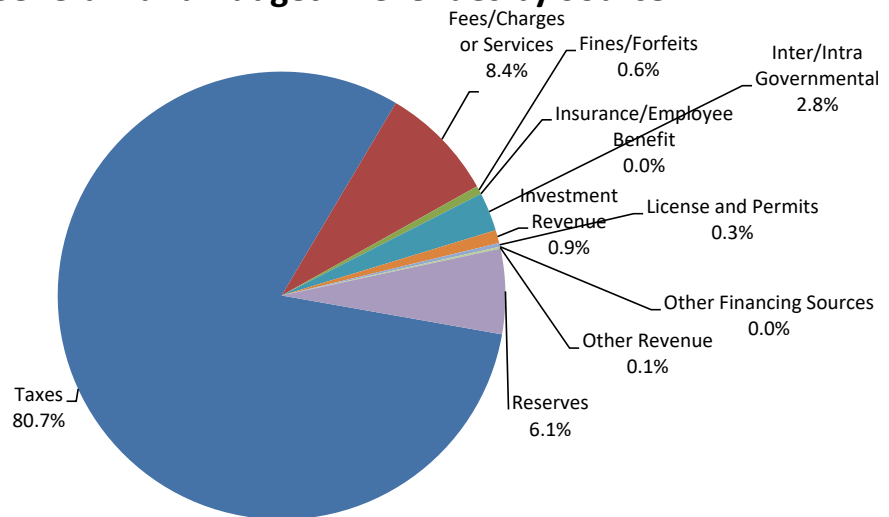
General Fund Budget

Revenues by Source

The general operating fund of the County. The General Fund is used to account for all financial resources except those required to be accounted for in another fund. Primary expenditures are for general administration, public safety, and judicial, state prosecution, and capital outlay.

FUNCTION AREA	FY 2018 ACTUALS	FY 2019 ADOPTED	FY 2019 YTD ACTUALS	FY 2020 ADOPTED
Taxes	\$ 169,258,165	\$ 172,879,031	\$ 175,090,078	\$ 178,826,400
Fees/Charges or Services	\$ 19,844,441	\$ 19,960,806	\$ 19,282,250	\$ 18,521,296
Fines/Forfeits	\$ 1,522,554	\$ 1,350,000	\$ 1,226,070	\$ 1,335,000
Insurance/Employee Benefit	\$ 26,791	\$ -	\$ 30,329	\$ -
Inter/Intra Governmental	\$ 7,513,089	\$ 5,955,000	\$ 7,425,479	\$ 6,186,000
Investment Revenue	\$ 2,415,278	\$ 2,083,200	\$ 8,285,792	\$ 2,089,480
License and Permits	\$ 760,268	\$ 615,000	\$ 588,212	\$ 605,000
Other Financing Sources	\$ 23,826	\$ -	\$ 6,239	\$ -
Other Revenue	\$ 11,729,984	\$ 177,000	\$ 600,698	\$ 306,500
Reserves	\$ -	\$ 5,817,426	\$ -	\$ 13,594,120
	<u>\$ 213,094,396</u>	<u>\$ 208,837,463</u>	<u>\$ 212,535,148</u>	<u>\$ 221,463,796</u>

Adopted General Fund Budget - Revenues by Source

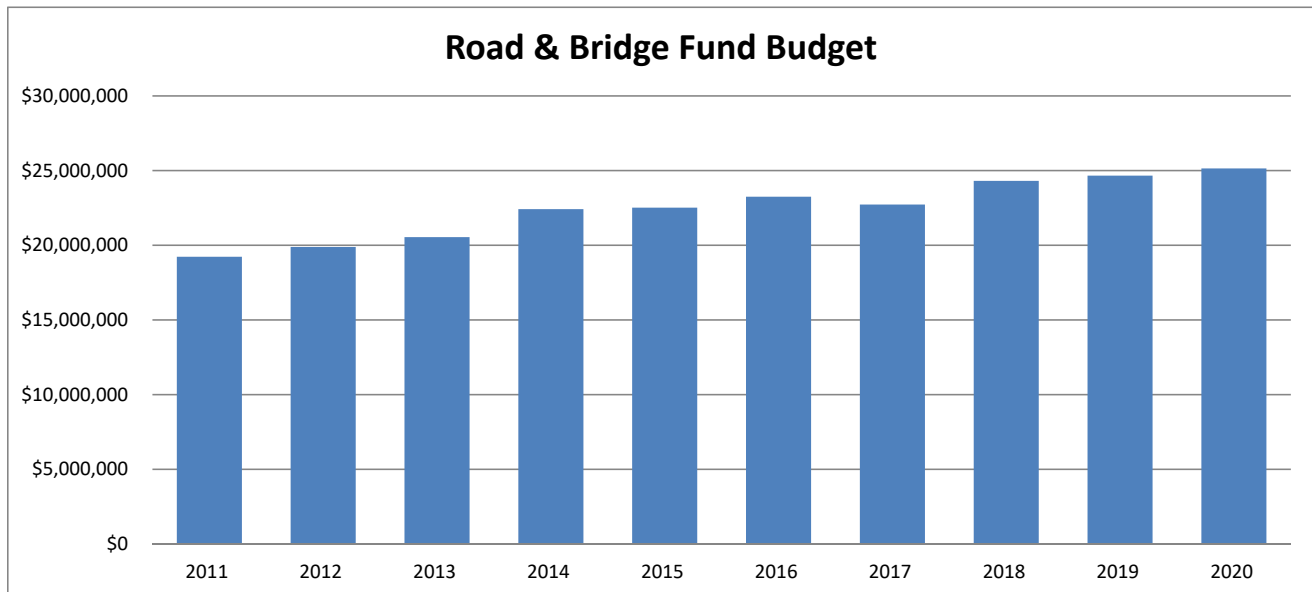


Road & Bridge Fund Budget

Ten-Year Trend

The primary fund used to account for activities affecting County-owned roads, including right-of-way acquisitions, construction, operations, and maintenance.

FISCAL YEAR	ADOPTED BUDGET	PERCENT CHANGE
2011	\$ 19,232,958	-0.8%
2012	\$ 19,888,728	3.4%
2013	\$ 20,544,930	3.3%
2014	\$ 22,420,856	9.1%
2015	\$ 22,520,902	0.4%
2016	\$ 23,250,406	3.2%
2017	\$ 22,727,484	-2.2%
2018	\$ 24,312,813	7.0%
2019	\$ 24,663,151	1.4%
2020	\$ 25,145,040	2.0%

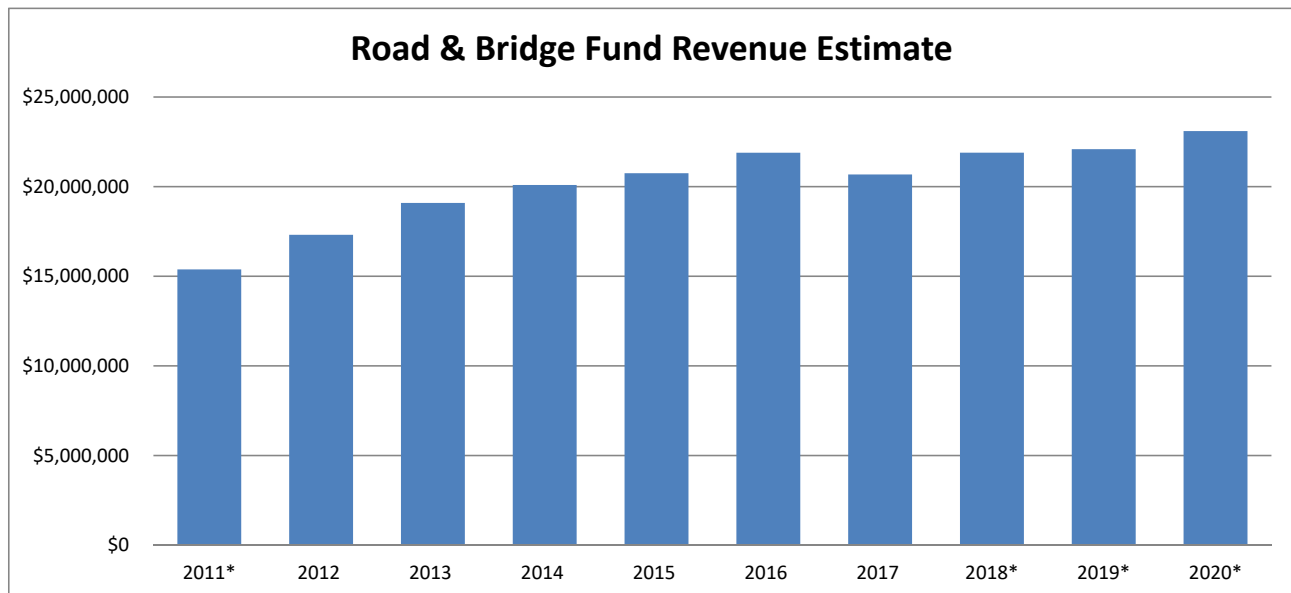


Road & Bridge Fund Revenue Estimate

Ten-Year Trend

The primary fund used to account for activities affecting County-owned roads, including right-of-way acquisitions, construction, operations, and maintenance.

FISCAL YEAR	ADOPTED REVENUE ESTIMATE	PERCENT CHANGE
2011*	\$ 15,382,000	-19.2%
2012	\$ 17,313,225	12.6%
2013	\$ 19,090,917	10.3%
2014	\$ 20,091,279	5.2%
2015	\$ 20,749,772	3.3%
2016	\$ 21,890,958	5.5%
2017	\$ 20,680,311	-5.5%
2018*	\$ 21,893,300	5.9%
2019*	\$ 22,089,710	0.9%
2020*	\$ 23,099,900	4.6%



* No taxes allocated to the Road & Bridge Fund during these years

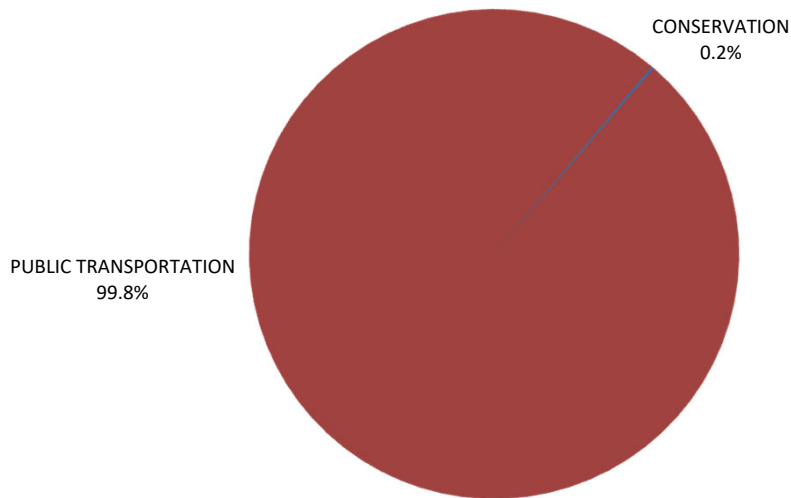
Road & Bridge Fund Budget

Expenditures by Function

The primary fund used to account for activities affecting County-owned roads, including right-of-way acquisitions, construction, operations, and maintenance.

FUNCTION AREA	FY 2018 ACTUALS	FY 2019 ADOPTED	FY 2019 YTD ACTUALS	FY 2020 ADOPTED
CONSERVATION	\$ 14,770	\$ 44,035	\$ 6,024	\$ 44,035
PUBLIC TRANSPORTATION	\$ 15,258,312	\$ 24,619,116	\$ 23,433,234	\$ 25,101,005
	<u>\$ 15,273,082</u>	<u>\$ 24,663,151</u>	<u>\$ 23,439,258</u>	<u>\$ 25,145,040</u>

Adopted Road & Bridge Fund Budget - Expenditures by Function



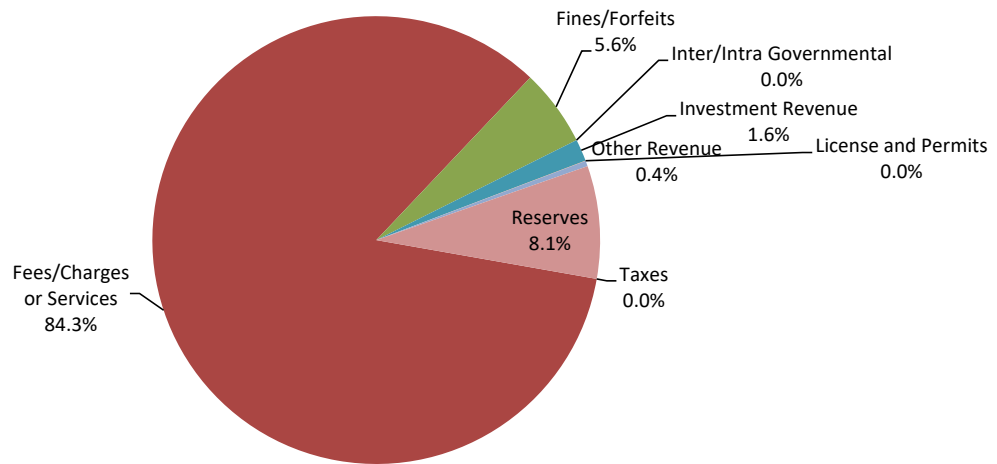
Road & Bridge Fund Budget

Revenues by Source

The primary fund used to account for activities affecting County-owned roads, including right-of-way acquisitions, construction, operations, and maintenance.

FUNCTION AREA	FY 2018 ACTUALS	FY 2019 ADOPTED	FY 2019 YTD ACTUALS	FY 2020 ADOPTED
Taxes	\$ -	\$ -	\$ -	\$ -
Fees/Charges or Services	\$ 20,374,663	\$ 20,116,000	\$ 20,755,374	\$ 21,196,000
Fines/Forfeits	\$ 1,349,827	\$ 1,493,610	\$ 1,217,337	\$ 1,398,300
Inter/Intra Governmental	\$ 32,717	\$ -	\$ -	\$ -
Investment Revenue	\$ 777,735	\$ 400,000	\$ 955,091	\$ 400,000
License and Permits	\$ 5,157	\$ 5,000	\$ 5,742	\$ 5,500
Other Revenue	\$ 366,978	\$ 75,100	\$ 521,548	\$ 100,100
Reserves	\$ -	\$ 2,573,441	\$ -	\$ 2,045,140
	<u>\$ 22,907,077</u>	<u>\$ 24,663,151</u>	<u>\$ 23,455,091</u>	<u>\$ 25,145,040</u>

Adopted Road & Bridge Fund Budget - Revenues by Source

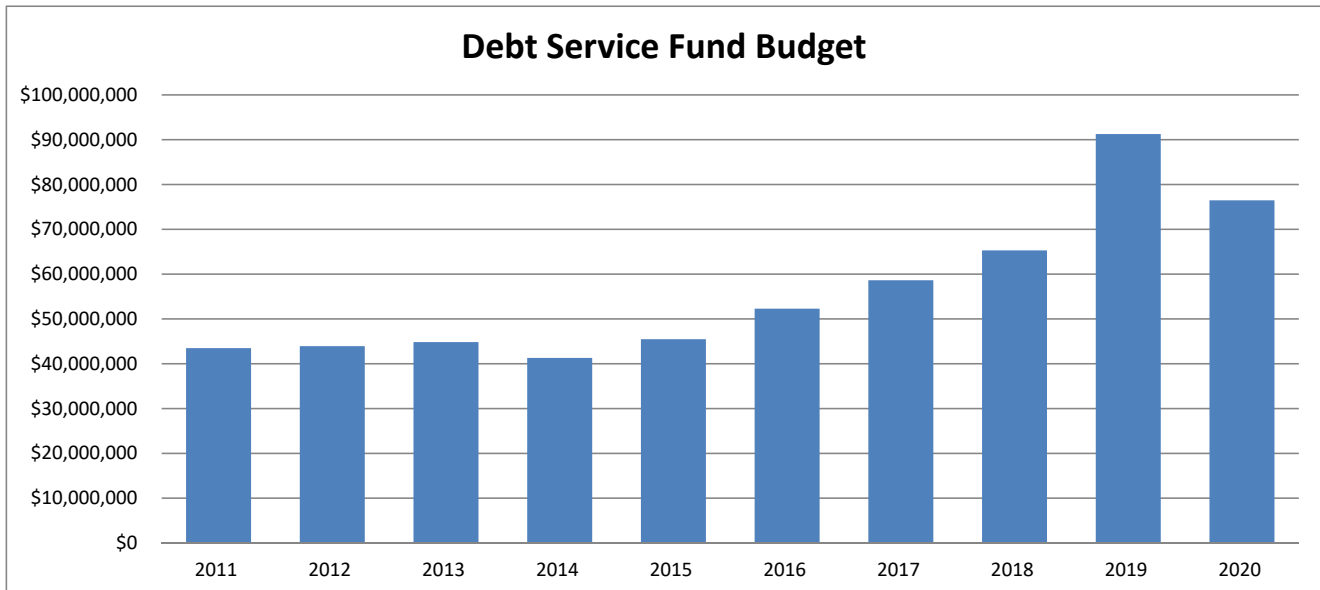


Debt Service Fund Budget

Ten-Year Trend

Fund used to account for property tax revenues restricted to be used to meet the county's debt obligation.

FISCAL YEAR	ADOPTED BUDGET	PERCENT CHANGE
2011	\$ 43,487,800	-0.3%
2012	\$ 43,927,702	1.0%
2013	\$ 44,841,468	2.1%
2014	\$ 41,305,564	-7.9%
2015	\$ 45,479,473	10.1%
2016	\$ 52,293,608	15.0%
2017	\$ 58,641,714	12.1%
2018	\$ 65,290,931	11.3%
2019	\$ 91,270,992	39.8%
2020	\$ 76,469,871	-16.2%

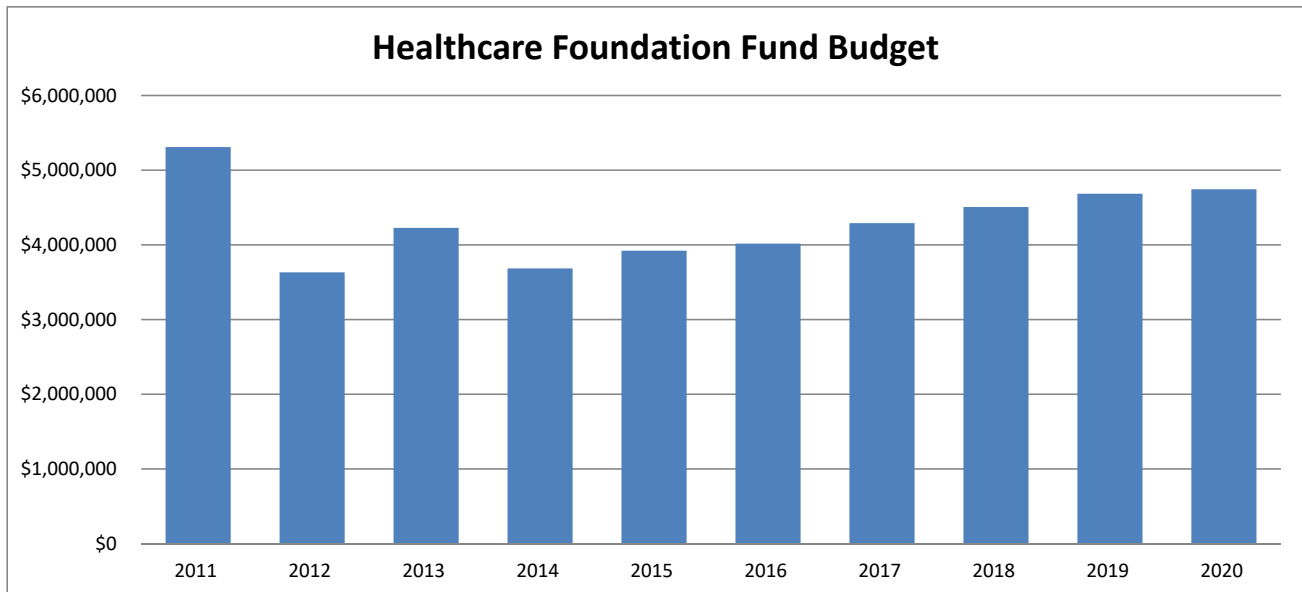


Healthcare Foundation Fund Budget

Ten-Year Trend

Fund designated to account for the Healthcare Foundation which assumes the County's obligation to provide indigent healthcare for county residents.

FISCAL YEAR	ADOPTED BUDGET	PERCENT CHANGE
2011	\$ 5,309,647	28.5%
2012	\$ 3,631,835	-31.6%
2013	\$ 4,227,197	16.4%
2014	\$ 3,684,371	-12.8%
2015	\$ 3,921,960	6.4%
2016	\$ 4,016,931	2.4%
2017	\$ 4,290,972	6.8%
2018	\$ 4,506,295	5.0%
2019	\$ 4,684,022	3.9%
2020	\$ 4,744,761	1.3%

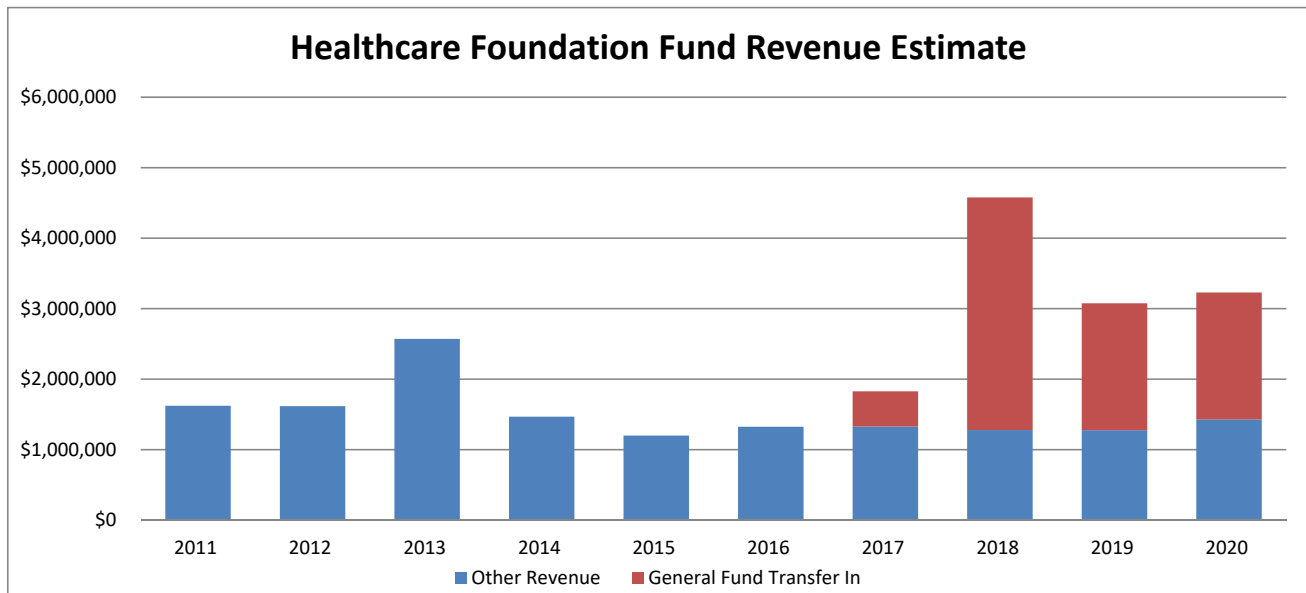


Healthcare Foundation Fund Revenue Estimate

Ten-Year Trend

Fund designated to account for the Healthcare Foundation which assumes the County's obligation to provide indigent healthcare for county residents.

FISCAL YEAR	ADOPTED REVENUE ESTIMATE	PERCENT CHANGE
2011	\$ 1,622,362	-24.4%
2012	\$ 1,616,762	-0.3%
2013	\$ 2,570,952	59.0%
2014	\$ 1,468,027	-42.9%
2015	\$ 1,200,100	-18.3%
2016	\$ 1,325,390	10.4%
2017	\$ 1,827,775	37.9%
2018	\$ 4,578,253	150.5%
2019	\$ 3,076,463	-32.8%
2020	\$ 3,229,654	5.0%



Expenditures by Department

DEPARTMENT	FY 2019		FY 2020		% Change
	ADOPTED	PERSONNEL	ADOPTED	PERSONNEL	
01001-0001 COUNTY JUDGE-ADMIN	\$ 207,239	1	\$ 217,179	1	4.80%
01051-0001 COMMISSIONERS COURT PRECINCT 1-ADMIN	\$ 174,326	1	\$ 179,930	1	3.21%
01052-0001 COMMISSIONERS COURT PRECINCT 2-ADMIN	\$ 174,326	1	\$ 179,930	1	3.21%
01053-0001 COMMISSIONERS COURT PRECINCT 3-ADMIN	\$ 174,326	1	\$ 179,930	1	3.21%
01054-0001 COMMISSIONERS COURT PRECINCT 4-ADMIN	\$ 174,326	1	\$ 179,930	1	3.21%
02001-0001 ADMINISTRATIVE SERVICES-ADMIN	\$ 1,239,552	9	\$ 1,132,114	8	-8.67%
02013-0001 ADMIN SERVICES-MAGISTRATE DEPT-ADMIN	\$ -	0	\$ 222,988	1	100.00%
03001-0001 HUMAN RESOURCES-ADMIN	\$ 1,955,495	18	\$ 2,044,060	19	4.53%
03009-0009 HUMAN RESOURCES-SHARED-SHARED	\$ 52,975	0	\$ 68,000	0	28.36%
03020-0001 HUMAN RESOURCES RISK MGMT-ADMIN	\$ 239,469	2	\$ 244,641	2	2.16%
03029-0018 HR RISK MGMT-SHARED-LIABILITY INSURANCE	\$ 1,565,000	0	\$ 1,565,000	0	0.00%
03029-0035 HR RISK MGMT-SHARED-WORKERS' COMP	\$ 885,000	0	\$ 885,000	0	0.00%
03030-0001 HUMAN RESOURCES CIVIL SERVICE-ADMIN	\$ 93,314	1	\$ 89,066	1	-4.55%
04001-0001 BUDGET-ADMIN	\$ 736,398	6	\$ 745,881	6	1.29%
04020-0001 BUDGET SUPPORT SERVICES-ADMIN	\$ 276,025	4	\$ 231,090	4	-16.28%
04029-0009 BUDGET SUPPORT SERVICES-SHARED-SHARED	\$ 1,765,000	0	\$ 1,765,000	0	0.00%
05001-0001 ELECTIONS-ADMIN	\$ 2,165,186	15	\$ 2,317,110	15	7.02%
06001-0001 INFORMATION TECHNOLOGY-ADMIN	\$ 4,859,463	36	\$ 5,346,005	39	10.01%
06019-0009 IT-SHARED-SHARED	\$ 1,877,694	0	\$ 803,182	0	-57.23%
06020-0001 IT-TELECOM-ADMIN	\$ 1,022,030	8	\$ 943,217	8	-7.71%
06029-0009 IT TELECOM-SHARED-SHARED	\$ 1,671,453	0	\$ 1,279,923	0	-23.42%
06030-0001 INFORMATION TECHNOLOGY RECORDS-ADMIN	\$ 686,707	9	\$ 641,925	8	-6.52%
06040-0001 INFORMATION TECHNOLOGY ERP-ADMIN	\$ 564,267	4	\$ 581,147	4	2.99%
06050-0001 INFORMATION TECHNOLOGY GIS-ADMIN	\$ 819,527	6	\$ 802,911	6	-2.03%
07001-0001 VETERAN SERVICES-ADMIN	\$ 229,234	3	\$ 242,374	3	5.73%
08001-0001 COUNTY CLERK-ADMIN	\$ 8,261,569	29	\$ 2,349,547	30	-71.56%
08020-0001 COUNTY COURT AT LAW CLERKS-ADMIN	\$ 2,386,835	36	\$ 2,513,471	36	5.31%
08020-0019 COUNTY COURT AT LAW CLERKS-COLLECTIONS	\$ 371,465	5	\$ 383,397	5	3.21%
08030-0001 COUNTY CLERK TREASURY-ADMIN	\$ 505,777	6	\$ 481,747	6	-4.75%
08060-0001 COUNTY CLERK PROBATE/MENTAL-ADMIN	\$ 936,245	7	\$ 593,453	7	-36.61%
09001-0001 MEDICAL EXAMINER-ADMIN	\$ 2,136,635	12	\$ 2,204,028	12	3.15%
10001-0001 NON-DEPARTMENTAL-ADMIN	\$ 16,983,122	91	\$ 27,885,627	91	64.20%
10001-0026 NON-DEPARTMENTAL-CAPITAL REPLACEMENT	\$ 550,000	0	\$ 550,000	0	0.00%
10001-0027 NON-DEPARTMENTAL-CENTRAL APPRAISAL DISTRICT	\$ 1,695,411	0	\$ 1,771,404	0	4.48%
10001-0028 NON-DEPARTMENTAL-COURT APPT PROSECUTOR	\$ 1,000,000	0	\$ -	0	-100.00%
20000-0009 COUNTY COURTS-SHARED-SHARED	\$ 131,300	0	\$ 206,300	0	57.12%
20010-0001 COUNTY COURT AT LAW 1-ADMIN	\$ 558,167	4	\$ 596,747	4	6.91%

Expenditures by Department

DEPARTMENT	FY 2019		FY 2020		% Change
	ADOPTED	PERSONNEL	ADOPTED	PERSONNEL	
20020-0001 COUNTY COURT AT LAW 2-ADMIN	\$ 581,499	4	\$ 597,719	4	2.79%
20030-0001 COUNTY COURT AT LAW 3-ADMIN	\$ 561,656	4	\$ 592,306	4	5.46%
20040-0001 COUNTY COURT AT LAW 4-ADMIN	\$ 569,948	4	\$ 603,266	4	5.85%
20050-0001 COUNTY COURT AT LAW 5-ADMIN	\$ 570,902	4	\$ 605,718	4	6.10%
20060-0001 COUNTY COURT AT LAW 6-ADMIN	\$ 552,917	4	\$ 581,927	4	5.25%
20070-0001 COUNTY COURT AT LAW 7-ADMIN	\$ 564,678	4	\$ 580,952	4	2.88%
21099-0001 COUNTY COURTS PROBATE-ADMIN	\$ 574,949	4	\$ 969,939	4	68.70%
23001-0001 DISTRICT CLERK-ADMIN	\$ 4,706,132	68	\$ 5,144,007	74	9.30%
23001-0025 DISTRICT CLERK-PASSPORT	\$ 235,653	4	\$ -	0	-100.00%
23030-0001 DISTRICT CLERK JURY MANAGEMENT-ADMIN	\$ 1,315,444	4	\$ 930,505	4	-29.26%
24000-0009 JP-SHARED-SHARED	\$ 123,070	1	\$ 140,951	1	14.53%
24010-0001 JUSTICE OF THE PEACE PCT1-ADMIN	\$ 775,474	10	\$ 782,450	7	0.90%
24020-0001 JUSTICE OF THE PEACE PCT2-ADMIN	\$ 453,288	5	\$ 472,437	5	4.22%
24031-0001 JUSTICE OF THE PEACE PCT3-1-ADMIN	\$ 529,596	7	\$ 662,705	9	25.13%
24032-0001 JUSTICES OF THE PEACE 3-2-ADMIN	\$ 434,063	5	\$ 430,155	5	-0.90%
24040-0001 JUSTICE OF THE PEACE PCT4-ADMIN	\$ 551,414	8	\$ 527,049	7	-4.42%
25000-0009 DISTRICT COURTS-SHARED-SHARED	\$ 878,067	4	\$ 901,029	4	2.62%
25199-0001 199TH DISTRICT COURT-ADMIN	\$ 377,659	4	\$ 373,341	4	-1.14%
25219-0001 219TH DISTRICT COURT-ADMIN	\$ 372,709	4	\$ 384,657	4	3.21%
25296-0001 296TH DISTRICT COURT-ADMIN	\$ 372,037	4	\$ 387,616	4	4.19%
25366-0001 366TH DISTRICT COURT-ADMIN	\$ 357,908	4	\$ 374,996	4	4.77%
25380-0001 380TH DISTRICT COURT-ADMIN	\$ 378,433	4	\$ 395,212	4	4.43%
25401-0001 401ST DISTRICT COURT-ADMIN	\$ 389,354	4	\$ 404,598	4	3.92%
25416-0001 416TH DISTRICT COURT-ADMIN	\$ 351,730	4	\$ 370,048	4	5.21%
25417-0001 417TH DISTRICT COURT-ADMIN	\$ 400,603	4	\$ 416,846	4	4.05%
25429-0001 429TH DISTRICT COURT-ADMIN	\$ 340,453	4	\$ 373,916	4	9.83%
25468-0001 468TH FAMILY DISTRICT COURT-ADMIN	\$ -		\$ 329,730	4	100.00%
25469-0001 469TH DISTRICT COURT-ADMIN	\$ 357,298	4	\$ 371,986	4	4.11%
25470-0001 470TH DISTRICT COURT-ADMIN	\$ 337,263	4	\$ 353,596	4	4.84%
25471-0001 471ST CIVIL DISTRICT COURT-ADMIN	\$ -		\$ 329,730	4	100.00%
30001-0001 COUNTY AUDITOR-ADMIN	\$ 3,360,510	32	\$ 3,465,263	32	3.12%
31001-0001 TAX ASSESSOR/COLLECTOR-ADMIN	\$ 6,315,440	103	\$ 6,486,722	103	2.71%
32001-0001 PURCHASING-ADMIN	\$ 1,482,184	16	\$ 1,584,697	17	6.92%
35001-0001 DISTRICT ATTORNEY-ADMIN	\$ 14,834,099	133	\$ 15,949,112	137	7.52%
40010-0001 FACILITIES & PARKS-ADMIN	\$ 4,173,952	51	\$ 4,457,408	52	6.79%
40010-0009 FACILITIES & PARKS-SHARED	\$ 5,338,660	0	\$ 5,362,660	0	0.45%
40030-0001 BUILDING SUPERINTENDENT-ADMIN	\$ 521,155	4	\$ 1,407,602	4	170.09%

Expenditures by Department

DEPARTMENT	FY 2019		FY 2020		% Change
	ADOPTED	PERSONNEL	ADOPTED	PERSONNEL	
40030-0009 BUILDING SUPERINTENDENT-SHARED	\$ 1,398,343	0	\$ 1,398,343	0	0.00%
44001-0001 EQUIPMENT SERVICES-ADMIN	\$ 1,188,782	14	\$ 1,248,758	14	5.05%
44001-0009 EQUIPMENT SERVICES-SHARED	\$ 3,155,351	0	\$ 3,178,072	0	0.72%
50001-0001 SHERIFF'S OFFICE-ADMIN	\$ 14,825,633	140	\$ 15,854,860	146	6.94%
50002-0001 SHERIFF'S OFFICE CHILD ABUSE-ADMIN	\$ 220,959	2	\$ 178,596	2	-19.17%
50003-0001 SO DISPATCH-ADMIN	\$ 2,810,903	29	\$ 3,049,978	29	8.51%
50030-0001 SO JAIL OPERATIONS-ADMIN	\$ 21,524,787	275	\$ 29,647,950	358	37.74%
50030-0004 SO JAIL OPERATIONS-PRE-TRIAL RELEASE	\$ 118,608	0	\$ 203,608	0	71.66%
50030-0007 SO JAIL OPERATIONS-JAIL CAFÉ	\$ 26,300	0	\$ 40,300	0	53.23%
50050-0001 SO MINIMUM SECURITY-ADMIN	\$ 3,463,351	44	\$ 157,296	0	-95.46%
50060-0001 SHERIFF'S OFFICE FUSION CENTER-ADMIN	\$ 619,490	6	\$ 480,844	5	-22.38%
50070-0001 SO INMATE TRANSFER-ADMIN	\$ 2,941,650	37	\$ -	0	-100.00%
50090-0008 SO COUNTY CORRECTION-SCORE	\$ 335,424	4	\$ 332,283	4	-0.94%
55010-0001 CONSTABLE PCT1-ADMIN	\$ 823,036	8	\$ 991,695	9	20.49%
55020-0001 CONSTABLE PCT2-ADMIN	\$ 512,829	5	\$ 517,356	5	0.88%
55030-0001 CONSTABLE PCT3-ADMIN	\$ 1,458,284	14	\$ 1,378,298	14	-5.48%
55040-0001 CONSTABLE PCT4-ADMIN	\$ 829,412	8	\$ 796,286	8	-3.99%
57001-0001 FIRE MARSHAL-ADMIN	\$ 1,483,315	5	\$ 1,518,791	5	2.39%
59001-0001 HIGHWAY PATROL-ADMIN	\$ 37,313	2	\$ 39,592	2	6.11%
59010-0001 BREATHALYZER PROGRAM-ADMIN	\$ 30,000	0	\$ 30,000	0	0.00%
59020-0001 AMBULANCE SERVICE-ADMIN	\$ 946,029	0	\$ 946,029	0	0.00%
59050-0001 EMERGENCY MANAGEMENT-ADMIN	\$ 204,198	2	\$ 239,830	2	17.45%
60030-0001 SUBSTANCE ABUSE-ADMIN	\$ 234,703	3	\$ 246,647	3	5.09%
60040-0001 INMATE HEALTH-ADMIN	\$ 6,436,764	0	\$ 6,661,764	0	3.50%
60050-0001 MHMR-ADMIN	\$ 2,741,303	0	\$ 2,791,303	0	1.82%
61002-0001 CSCD COUNTY FUNDED-ADMIN	\$ 14,255	0	\$ -	0	-100.00%
62001-0001 COURT APPT REPRESENTATION-ADMIN	\$ 9,000,000	0	\$ 10,000,000	0	11.11%
62010-0001 COURT APPT REPRESENTATION JUV-ADMIN	\$ 851,790	0	\$ 851,790	0	0.00%
62090-0001 INDIGENT DEFENSE COORDINATOR-ADMIN	\$ 552,178	7	\$ 636,529	8	15.28%
63001-0001 INDIGENT AID-ADMIN	\$ 3,000	0	\$ 3,000	0	0.00%
64001-0001 JUVENILE PROBATION-ADMIN	\$ 3,172,781	44	\$ 3,474,620	45	9.51%
64020-0001 JUVENILE DETENTION-ADMIN	\$ 8,589,630	92	\$ 8,768,579	92	2.08%
64060-0001 JJAEP-ADMIN	\$ 878,230	6	\$ 973,428	6	10.84%
65001-0001 LIBRARIES-ADMIN	\$ 85,850	0	\$ -	0	-100.00%
65010-0001 HISTORICAL COMMISSION-ADMIN	\$ 49,900	0	\$ 49,900	0	0.00%
65030-0001 OPEN SPACE-ADMIN	\$ 31,750	0	\$ 32,050	0	0.94%
70001-0001 AGRILIFE EXTENSION-ADMIN	\$ 315,240	7	\$ 329,260	7	4.45%

Expenditures by Department

DEPARTMENT	FY 2019		FY 2020		% Change
	ADOPTED	PERSONNEL	ADOPTED	PERSONNEL	
78001-0001 MYERS PARK-ADMIN	\$ 759,339	11	\$ 786,702	11	3.60%
78020-0001 MYERS PARK FARM MUSEUM-ADMIN	\$ 106,250	1	\$ 113,605	1	6.92%
82001-0001 DEVELOPMENT SERVICES-ADMIN	\$ 738,248	9	\$ 832,549	10	12.77%
90001-0000 INTERFUND TRANSFERS-UNDEFINED	\$ 2,157,200	0	\$ 2,157,200	0	0.00%
	<u>\$ 208,837,463</u>	<u>1618</u>	<u>\$ 221,463,796</u>	<u>1647</u>	<u>-3.20%</u>
1010 ROAD & BRIDGE FUND					
10001-0001 NON-DEPARTMENTAL-ADMIN	\$ 513,020	0	\$ 513,000	0	0.00%
10001-0026 NON-DEPARTMENTAL-CAPITAL REPLACEMENT	\$ 69,000	0	\$ 70,000	0	1.45%
75001-0001 ROAD & BRIDGE-ADMIN	\$ 22,050,982	90	\$ 22,985,023	92	4.24%
75020-0001 ENGINEERING-ADMIN	\$ 1,190,479	4	\$ 706,403	4	-40.66%
75040-0001 PUBLIC WORKS-ADMIN	\$ 609,997	5	\$ 636,091	5	4.28%
75050-0001 CONSERVATION-ADMIN	\$ 44,035	0	\$ 44,035	0	0.00%
75060-0001 PUBLIC WORKS SPECIAL PROJECTS-ADMIN	\$ 185,638	1	\$ 190,488	1	2.61%
	<u>\$ 24,663,151</u>	<u>100</u>	<u>\$ 25,145,040</u>	<u>102</u>	<u>1.95%</u>
OTHER FUNDS					
0003 - RECORDS ARCHIVE	\$ 500,000	0	\$ 500,000	0	0.00%
0005 - DIS CTS REC TECH	\$ 100,000	0	\$ 100,000	0	0.00%
0029 - COURTHOUSE SECURITY	\$ 800,173	13	\$ 833,903	13	4.22%
0499 - PERMANENT IMPROVEMENT	\$ 1,963,000	0	\$ 2,243,171	0	14.27%
1013 - JUDICIAL APPELLATE	\$ 75,400	0	\$ 83,000	0	10.08%
1015 - COURT REPORTERS	\$ 413,635	0	\$ 357,140	0	-13.66%
1021 - LAW LIBRARY	\$ 409,610	3	\$ 433,211	3	5.76%
1025 - CO CLRK REC MGMT & PRES	\$ 1,723,018	5	\$ 1,815,853	6	5.39%
1026 - DIST CLRK REC MGMT & PRES	\$ 137,415	2	\$ 144,769	2	5.35%
1028 - JUSTICE COURT TECHNOLOGY	\$ 138,093	0	\$ 154,294	0	11.73%
1031 - ECONOMIC DEVELOPMENT 2001	\$ -	0	\$ 85,850	0	100.00%
1033 - CONTRACT ELECTIONS	\$ 632,561	0	\$ 632,561	0	0.00%
1040 - HEALTHCARE FOUNDATION	\$ 4,684,022	37	\$ 4,744,761	37	1.30%
1044 - COUNTY REC MGMT & PRES	\$ 263,000	0	\$ 295,500	0	12.36%
1049 - DA PRETRIAL INTERVNTN PRG	\$ 131,811	1	\$ 136,985	1	3.93%
1050 - SPECIALTY COURT	\$ 225,000	0	\$ 72,800	0	-67.64%
1052 - CTY CRTS TECHNOLOGY	\$ 1,568	0	\$ 1,568	0	0.00%
1053 - DIS CTS TECHNOLOGY	\$ 2,016	0	\$ 2,016	0	0.00%
1054 - PROBATE CONTRIBUTIONS	\$ 78,360	1	\$ 82,565	1	5.37%
1056 - DIS CLRK CRT REC PRESRVTN	\$ 100,000	0	\$ 100,000	0	0.00%

Expenditures by Department

DEPARTMENT	FY 2019		FY 2020		% Change
	ADOPTED	PERSONNEL	ADOPTED	PERSONNEL	
1060 - DA FEDERAL TREASURY FORF	\$ -		\$ 136,637	1	100.00%
2102 - PUBLIC HEALTH EMERG PREPD	\$ 661,472	8	\$ 706,668	8	6.83%
2108 - HEALTHCARE GRANTS	\$ 1,560,311	19	\$ 1,622,598	19	3.99%
2580 - STATE GRANTS	\$ 73,934	1	\$ 75,739	1	2.44%
3001 - DEBT SERVICE	\$ 91,270,992	0	\$ 76,469,871	0	-16.22%
5501 - COUNTY INSURANCE	\$ 1,695,000	0	\$ 1,695,000	0	0.00%
5502 - WORKERS' COMPENSATION INS	\$ 885,000	0	\$ 885,000	0	0.00%
5504 - UNEMPLOYMENT INSURANCE	\$ 96,500	0	\$ 96,500	0	0.00%
5505 - EMPLOYEE INSURANCE	\$ 28,121,108	2	\$ 32,272,420	2	14.76%
5990 - ANIMAL SAFETY	\$ 1,383,656	18	\$ 1,541,863	18	11.43%
6050 - JUDICIAL DISTRICT	\$ 5,555,454	96	\$ 6,067,592	96	9.22%
6051 - DP-SC MENTALLY IMPAIRED	\$ 105,449	2	\$ 113,277	2	7.42%
6053 - CCP-COMM CORRECTIONS FAC	\$ 276,545	4	\$ 238,989	4	-13.58%
6055 - DP-SC SEX OFFENDER	\$ 162,786	3	\$ 173,286	3	6.45%
6058 - DP-SC SUBSTANCE ABUSE	\$ 298,132	5	\$ 321,319	5	7.78%
6059 - PERSONAL BOND/SURETY PRGM	\$ 178,941	4	\$ -	4	-100.00%
6800 - CPS BOARD	\$ 46,330	0	\$ 46,330	0	0.00%
	\$ 144,750,292	224	\$ 135,283,036	226	-6.54%
TOTAL	\$ 378,250,906	1,942	\$ 381,891,872	1,975	0.96%

Positions by Fund & Department

5-Year Detail

DEPARTMENT	FY 2016 ADOPTED	FY 2017 ADOPTED	FY 2018 ADOPTED	FY 2019 ADOPTED	FY 2019 REVISED	FY 2020 ADOPTED
0001 General Fund						
01001 County Judge	1	1	1	1	1	1
01050 Commissioners Court	0	0	0	0	0	0
01051 Commissioner, Pct 1	1	1	1	1	1	1
01052 Commissioner, Pct 2	1	1	1	1	1	1
01053 Commissioner, Pct 3	1	1	1	1	1	1
01054 Commissioner, Pct 4	1	1	1	1	1	1
02001 Administrative Services	8	8	8	9	9	8
02013 Magistration	0	0	0	0	1	1
03001 Human Resources	17	18	18	18	18	19
03020 Risk Management	2	2	2	2	2	2
03030 HR - Civil Service	1	1	1	1	1	1
04001 Budget	6	6	6	6	6	6
04001 Court Collections	0	0	0	0	0	0
04020 Support Services	4	4	4	4	4	4
05001 Elections Administration	15	15	15	15	15	15
06001 Information Technology	34	35	34	36	36	39
06020 Telecommunications	8	8	8	8	8	8
06030 Records	9	9	9	9	9	8
06040 ERP	4	4	4	4	4	4
06050 GIS/Rural Addressing	6	6	6	6	6	6
07001 Veterans Service Office	3	3	3	3	3	3
08001 County Clerk	29	29	29	29	29	30
08020 County Court at Law Clerks	31	33	35	36	36	36
08020 Indigent Defense Coordinator	2	0	0	0	0	0
08020 Court Collections	5	5	5	5	5	5
08030 County Clerk Treasury	6	6	6	6	6	6
08060 County Clerk Probate/Mental	6	6	7	7	7	7
09001 Medical Examiner	9	11	11	12	12	12
10001 Non Departmental	91	91	95	91	91	91

Positions by Fund & Department

5-Year Detail

DEPARTMENT	FY 2016 ADOPTED	FY 2017 ADOPTED	FY 2018 ADOPTED	FY 2019 ADOPTED	FY 2019 REVISED	FY 2020 ADOPTED
20010 County Court at Law 1	4	4	4	4	4	4
20020 County Court at Law 2	4	4	4	4	4	4
20030 County Court at Law 3	4	4	4	4	4	4
20040 County Court at Law 4	4	4	4	4	4	4
20050 County Court at Law 5	4	4	4	4	4	4
20060 County Court at Law 6	4	4	4	4	4	4
20070 County Court at Law 7	4	4	4	4	4	4
21099 County Court Probate	4	4	4	4	4	4
23001 District Clerk	65	66	68	68	69	74
23001 District Clerk Passport	4	4	4	4	4	0
23030 Jury Management	4	4	4	4	4	4
24000 Justice of the Peace, Shared	1	1	3	1	1	1
24010 Justice of the Peace, Pct 1	7	7	7	10	10	7
24020 Justice of the Peace, Pct 2	6	6	5	5	5	5
24031 Justice of the Peace, Pct 3-1	6	6	7	7	7	9
24032 Justice of the Peace, Pct 3-2	6	6	5	5	5	5
24040 Justice of the Peace, Pct 4	8	8	8	8	8	7
25000 District Courts Shared	5	5	4	4	4	4
25199 199th District Court	4	4	4	4	4	4
25219 219th District Court	4	4	4	4	4	4
25296 296th District Court	4	4	4	4	4	4
25366 366th District Court	4	4	4	4	4	4
25380 380th District Court	4	4	4	4	4	4
25401 401st District Court	4	4	4	4	4	4
25416 416th District Court	4	4	4	4	4	4
25417 417th District Court	4	4	4	4	4	4
25429 429th District Court	4	4	4	4	4	4
25468 468th District Court	0	0	0	0	0	4
25469 469th District Court	4	4	4	4	4	4
25470 470th District Court	4	4	4	4	4	4

Positions by Fund & Department

5-Year Detail

DEPARTMENT	FY 2016 ADOPTED	FY 2017 ADOPTED	FY 2018 ADOPTED	FY 2019 ADOPTED	FY 2019 REVISED	FY 2020 ADOPTED
25471 471st District Court	0	0	0	0	0	4
30001 County Auditor	31	32	32	32	32	32
31001 Tax Assessor/Collector	94	94	103	103	103	103
32001 Purchasing	15	15	15	16	16	17
35001 District Attorney	126	129	130	133	133	137
40010 Facility Management	50	50	51	51	51	52
40030 Construction & Projects	4	4	4	4	4	4
44001 Equipment Services	14	14	14	14	14	14
50001 Sheriff	152	153	168	140	144	146
50002 Child Abuse Task Force	2	2	2	2	2	2
50003 Dispatch	0	0	0	29	29	29
50030 Jail Operations	260	260	260	275	311	358
50030 Pre-Trial Release	0	0	0	0	0	0
50050 Minimum Sec Ops	44	44	44	44	44	0
50060 Fusion Center	0	6	6	6	5	5
50070 Holding - Inmate Transfer	35	37	37	37	5	0
50090 County Corrections	3	3	3	4	4	4
55000 Constable - Shared	0	0	0	0	0	0
55010 Constable Pct 1	8	8	8	8	8	9
55020 Constable Pct 2	6	5	5	5	5	5
55030 Constable Pct 3	12	12	12	14	14	14
55040 Constable Pct 4	8	9	8	8	8	8
57001 Fire Marshal	5	5	5	5	5	5
58001 Homeland Security	9	0	0	0	0	0
59001 Highway Patrol	2	2	2	2	2	2
59050 Emergency Management	0	4	2	2	2	2
60030 Substance Abuse	3	3	3	3	3	3
62090 Indigent Defense Coordinator	0	6	6	7	8	8
64001 Juvenile Probation	44	44	44	44	44	45
64020 Juvenile Detention	85	91	92	92	92	92

Positions by Fund & Department

5-Year Detail

DEPARTMENT	FY 2016 ADOPTED	FY 2017 ADOPTED	FY 2018 ADOPTED	FY 2019 ADOPTED	FY 2019 REVISED	FY 2020 ADOPTED
64060 Juvenile Alt Education (JJAEP)	6	6	6	6	6	6
70001 County Extension Service	7	7	7	7	7	7
78001 Myers Park	11	11	11	11	11	11
78020 Farm Museum	1	1	1	1	1	1
82001 County Development Services	9	9	9	9	9	10
0001 General Fund Total	1,535	1,560	1,592	1,618	1,628	1,647
1010 Road & Bridge Fund						
75001 Road & Bridge	90	90	90	90	90	92
75020 Engineering	3	4	4	4	4	4
75040 Public Services	5	5	5	5	5	5
75060 Special Projects	1	1	1	1	1	1
1010 Road & Bridge Fund Total	99	100	100	100	100	102
0018 Juvenile Fund						
64001 Juvenile Probation	0	0	0	0	0	0
64020 Juvenile Detention	0	0	0	0	0	0
64040 Juvenile - Community Corrections	0	0	0	0	0	0
0018 Juvenile Fund Total	-	-	-	-	-	-
0020 Jury Management Fund						
23030 Jury Management	0	0	0	0	0	0
0022 Myers Park Fund						
78001 Myers Park	0	0	0	0	0	0
78020 Farm Museum	0	0	0	0	0	0
0022 Myers Park Fund Total	-	-	-	-	-	-

Positions by Fund & Department

5-Year Detail

DEPARTMENT	FY 2016 ADOPTED	FY 2017 ADOPTED	FY 2018 ADOPTED	FY 2019 ADOPTED	FY 2019 REVISED	FY 2020 ADOPTED
0029 Courthouse Security Fund						
50040 Courthouse Security	0	13	13	13	13	13
58040 Courthouse Security	13	0	0	0	0	0
0029 Courthouse Security Fund Total	13	13	13	13	13	13
0030 Development Services Fund						
82001 County Development Services	0	0	0	0	0	0
1021 Law Library Fund						
04030 Law Library	3	3	3	3	3	3
0041 Juvenile Alternative Education Fund						
64060 Juvenile Alt Education (JJAEP)	0	0	0	0	0	0
1025 County Clerk Document Preservation Fund						
08040 County Clerk Records Management	5	5	5	5	5	6
1026 District Clerk Document Preservation Fund						
23040 District Clerk Document Preservation	2	2	2	2	2	2
1040 Healthcare Foundation						
60001 Health Care Services	33	34	36	37	37	37
1049 DA Pretrial Intervention Program						
35060 DA Deferred Prosecution	0	0	1	1	1	1
1054 Probate Guardianship Fund						
21099 Probate Guardianship	1	1	1	1	1	1
1060 DA Federal Treasury Forfeiture Fund						

Positions by Fund & Department

5-Year Detail

DEPARTMENT	FY 2016 ADOPTED	FY 2017 ADOPTED	FY 2018 ADOPTED	FY 2019 ADOPTED	FY 2019 REVISED	FY 2020 ADOPTED
35002 DA Federal Task Force	0	0	0	0	1	1
2102 Bioterrorism Grant Fund						
58001 Bioterrorism	9	8	8	8	8	8
2108 WIC						
60060 WIC Services	27	27	27	19	19	19
2580 State Grants Fund						
64001 Juvenile Probation Grant	1	1	1	1	1	1
5505 Employee Insurance Fund						
60020 Employee Clinic	2	2	2	2	2	2
5990 Animal Safety Fund						
83001 Animal Shelter	8	8	9	10	10	10
83030 Animal Control	8	8	8	8	8	8
5990 Animal Safety Fund Total	16	16	17	18	18	18
605xx CSCD Funds						
61001 CSCD - Basic Supervision	93	93	98	96	95	96
61001 CSCD - Community Corrections	4	4	4	4	4	4
61001 CSCD - CCP New Caseload	0	0	0	0	0	0
61001 CSCD - Personal Bond/Surety Program	4	4	4	4	5	4
61001 CSCD - DP SC Sex Offender	3	3	3	3	3	3
61001 CSCD - DP SC Mentally Impaired	2	2	2	2	2	2
61001 CSCD - DP SC Youthful Offender	0	0	0	0	0	0
61001 CSCD - DP SC Substance Abuse	3	3	3	5	5	5
605xx CSCD Funds Total	109	109	114	114	114	114

Positions by Fund & Department

5-Year Detail

DEPARTMENT	FY 2016 ADOPTED	FY 2017 ADOPTED	FY 2018 ADOPTED	FY 2019 ADOPTED	FY 2019 REVISED	FY 2020 ADOPTED
Total Authorized Positions	<u>1,855</u>	<u>1,881</u>	<u>1,922</u>	<u>1,942</u>	<u>1,953</u>	<u>1,975</u>

FY 2020 Position Changes

DEPARTMENT / POSITION	QUANTITY REQUESTED	POSITION SALARY REQUESTED	SALARY & BENEFITS BUDGET IMPACT	QUANTITY ADOPTED	SALARY & BENEFIT BUDGET IMPACT
0001 General Fund					
02001-0001 Administrative Services - Admin					
Public Information Officer	-1	\$ 100,344	\$ (131,473)	-1	\$ (131,473)
	-1	\$ 100,344	\$ (131,473)	-1	\$ (131,473)
03001-0001 Human Resources - Admin					
HR Generalist	<u>0</u>	\$ -	\$ -	<u>1</u>	\$ 76,543
	0	\$ -	\$ -	1	\$ 76,543
06001-0001 Information Technology - Admin					
Network Support Specialist	1	\$ 47,176	\$ 69,660	1	\$ 69,660
Business Analyst	1	\$ 64,604	\$ 89,369	0	\$ -
Business Analyst	-1	\$ 68,669	\$ (94,647)	0	\$ -
Product Owner	1	\$ 75,556	\$ 102,654	0	\$ -
System Analyst Programmer	0	\$ -	\$ -	1	\$ 134,412
System Analyst Programmer	<u>0</u>	\$ -	\$ -	<u>1</u>	\$ 144,601
	2	\$ 256,005	\$ 167,036	3	\$ 348,672
06030-0001 Information Technology Records - Admin					
Tech I	-2	\$ 29,361	\$ (97,896)	-1	\$ (48,948)
ERMS Specialist	1	\$ 45,796	\$ 65,611	1	\$ 65,611
Tech II	-1	\$ 37,995	\$ (58,985)	-1	\$ (58,985)
Tech II	1	\$ 43,616	\$ 65,521	1	\$ 65,521
Tech I	<u>-1</u>	\$ 41,539	\$ (63,107)	<u>-1</u>	\$ (63,107)
	-2	\$ 198,308	\$ (88,855)	-1	\$ (39,907)
08001-0001 County Clerk - Admin					
Deputy Clerk II - Vital Statistics	<u>2</u>	\$ 36,740	\$ 115,053	<u>1</u>	\$ 57,527
	2	\$ 36,740	\$ 115,053	1	\$ 57,527
09001-0001 Medical Examiner - Admin					
Field Agent	2	\$ 52,000	\$ 149,490	0	\$ -
Field Agent	-1	\$ 51,550	\$ (74,745)	0	\$ -
Deputy Chief Field Agent	<u>1</u>	\$ 56,532	\$ 74,745	<u>0</u>	\$ -
	2	\$ 160,082	\$ 149,490	0	\$ -
23001-0001 District Clerk - Admin					
District Clerk II - Civil	2	\$ 36,740	\$ 115,053	2	\$ 115,053

FY 2020 Position Changes

DEPARTMENT / POSITION	QUANTITY REQUESTED	POSITION SALARY REQUESTED	SALARY & BENEFITS BUDGET IMPACT	QUANTITY ADOPTED	SALARY & BENEFIT BUDGET IMPACT
District Clerk II - Family	2	\$ 36,740	\$ 115,053	2	\$ 115,053
District Clerk I	0	\$ -	\$ -	-3	\$ (162,922)
Legal Clerk II (Magistrate)	1	\$ 44,838	\$ 66,941	1	\$ 66,941
Legal Clerk I (Magistrate)	2	\$ 30,903	\$ 102,918	2	\$ 102,918
Part-Time Legal Clerk I (Magistrate)	<u>0</u>	<u>\$ 15,761</u>	<u>\$ -</u>	<u>1</u>	<u>\$ 18,737</u>
	7	\$ 164,982	\$ 399,966	5	\$ 255,780
23001-0025 District Clerk - Passport					
Passport Clerk	-3	\$ 29,361	\$ (146,844)	-3	\$ (146,844)
Senior Passport Clerk	<u>-1</u>	<u>\$ 36,740</u>	<u>\$ (57,527)</u>	<u>-1</u>	<u>\$ (57,527)</u>
	-4	\$ 66,101	\$ (204,370)	-3	\$ (204,370)
24010-0001 Justice of the Peace No. 1 - Admin					
Legal Clerk I - Magistrations	1	\$ 30,903	\$ 51,459	0	\$ -
Legal Clerk I	1	\$ 30,903	\$ 51,459	0	\$ -
Legal Clerk II (Magistrate)	-1	\$ 44,838	\$ (66,941)	-1	\$ (66,941)
Legal Clerk I (Magistrate)	<u>-2</u>	<u>\$ 30,903</u>	<u>\$ (102,918)</u>	<u>-2</u>	<u>\$ (102,918)</u>
	-1	\$ 137,547	\$ (66,941)	-3	\$ (169,859)
24031-0001 Justice of the Peace No. 3-1 - Admin					
Legal Clerk I	<u>2</u>	<u>\$ 30,903</u>	<u>\$ 102,918</u>	<u>2</u>	<u>\$ 102,918</u>
	2	\$ 30,903	\$ 102,918	2	\$ 102,918
24032-0001 Justice of the Peace No. 3-2 - Admin					
Legal Clerk I	<u>2</u>	<u>\$ 30,903</u>	<u>\$ 102,918</u>	<u>0</u>	<u>\$ -</u>
	2	\$ 30,903	\$ 102,918	0	\$ -
24040-0001 Justice of the Peace No. 4 - Admin					
Legal Clerk I	<u>1</u>	<u>\$ 30,903</u>	<u>\$ 51,459</u>	<u>-1</u>	<u>\$ (51,459)</u>
	1	\$ 30,903	\$ 51,459	-1	\$ (51,459)

FY 2020 Position Changes

DEPARTMENT / POSITION	QUANTITY REQUESTED	POSITION SALARY REQUESTED	SALARY & BENEFITS BUDGET IMPACT	QUANTITY ADOPTED	SALARY & BENEFIT BUDGET IMPACT
25468-0001 468th District Court - Admin					
Judge	1	\$ 18,000	\$ 20,882	1	\$ 20,882
Court Coordinator	1	\$ 50,496	\$ 73,519	1	\$ 73,519
Court Officer	1	\$ 50,210	\$ 73,187	1	\$ 73,187
Court Reporter	<u>1</u>	<u>\$ 112,965</u>	<u>\$ 146,146</u>	<u>1</u>	<u>\$ 146,146</u>
	4	\$ 231,671	\$ 313,734	4	\$ 313,734
25471-0001 471th District Court - Admin					
Judge	1	\$ 18,000	\$ 20,882	1	\$ 20,882
Cour Coordinator	1	\$ 50,496	\$ 73,519	1	\$ 73,519
Court Officer	1	\$ 50,210	\$ 73,187	1	\$ 73,187
Court Reporter	<u>1</u>	<u>\$ 112,965</u>	<u>\$ 146,146</u>	<u>1</u>	<u>\$ 146,146</u>
	4	\$ 231,671	\$ 313,734	4	\$ 313,734
31001-0001 Tax Assessor/Collector - Admin					
Information Clerk/Receptionist	-1	\$ 43,671	\$ (65,585)	-1	\$ (65,585)
Deputy Tax Clerk I	1	\$ 43,671	\$ 65,585	1	\$ 65,585
Information Clerk/Receptionist	-1	\$ 34,295	\$ (54,684)	-1	\$ (54,684)
Title Specialist	1	\$ 34,295	\$ 54,684	1	\$ 54,684
Lead Clerk - Wylie	1	\$ 43,275	\$ 65,124	0	\$ -
Registration Clerk - Wylie	2	\$ 30,000	\$ 97,896	0	\$ -
Title Specialist - Wylie	3	\$ 34,000	\$ 162,922	0	\$ -
Lead Clerk - Southwest Area	1	\$ 43,275	\$ 65,124	0	\$ -
Registration Clerk - Southwest Area	2	\$ 30,000	\$ 97,896	0	\$ -
Title Specialist - Southwest Area	<u>3</u>	<u>\$ 34,000</u>	<u>\$ 162,922</u>	<u>0</u>	<u>\$ -</u>
	12	\$ 370,482	\$ 651,885	0	\$ -
32001-0001 Purchasing - Admin					
Buyer II	<u>1</u>	<u>\$ 47,176</u>	<u>\$ 69,660</u>	<u>1</u>	<u>\$ 69,660</u>
	1	\$ 47,176	\$ 69,660	1	\$ 69,660
35001-0001 District Attorney - Admin					
Chief Felony Prosecutor - Courts	4	\$ 104,075	\$ 543,242	4	\$ 543,242
Felony Prosecutor	-1	\$ 92,809	\$ (122,713)	-1	\$ (122,713)
Felony Prosecutor - CPS	1	\$ 81,523	\$ 109,591	0	\$ -
Felony Prosecutor - Grand Jury	1	\$ 81,523	\$ 109,591	0	\$ -

FY 2020 Position Changes

DEPARTMENT / POSITION	QUANTITY REQUESTED	POSITION SALARY REQUESTED	SALARY & BENEFITS BUDGET IMPACT	QUANTITY ADOPTED	SALARY & BENEFIT BUDGET IMPACT
Victim Assistance Coordinator	<u>2</u>	\$ 43,275	\$ 130,249	<u>1</u>	\$ 65,124
	7	\$ 403,205	\$ 769,960	4	\$ 485,653
40010-0001 Facilities & Parks - Admin (Facilities)					
Building Maintenance Tech II	1	\$ 47,176	\$ 69,660	0	\$ -
Building Maintenance Tech I	<u>0</u>	<u>\$ -</u>	<u>\$ -</u>	<u>1</u>	<u>\$ 61,111</u>
	1	\$ 47,176	\$ 69,660	1	\$ 61,111
50001-0001 Sheriff's Office - Admin					
Inventory Control Clerk	1	\$ 55,953	\$ 78,632	1	\$ 78,632
Inventory Control Clerk Part-Time	<u>1</u>	<u>\$ 18,370</u>	<u>\$ 21,710</u>	<u>1</u>	<u>\$ 21,710</u>
	2	\$ 74,323	\$ 100,343	2	\$ 100,343
50030-0001 Sheriff's Office Jail Operations - Admin					
Detention Officer	31	\$ 1,407,658	\$ 2,058,297	31	\$ 2,058,297
Food Service Tech	4	\$ 152,338	\$ 231,560	4	\$ 231,560
Information Clerk/Receptionist	2	\$ 71,814	\$ 110,716	2	\$ 110,716
Jail Sergeant	6	\$ 427,368	\$ 578,380	6	\$ 578,380
Lieutenant	1	\$ 84,895	\$ 112,278	1	\$ 112,278
Courthouse Deputy	1	\$ 57,409	\$ 80,356	1	\$ 80,356
Jail Sergeant	3	\$ 175,256	\$ 244,591	3	\$ 244,591
Lieutenant	1	\$ 103,238	\$ 133,580	1	\$ 133,580
Inventory Control Clerk	-1	\$ (55,953)	\$ (78,632)	-1	\$ (78,632)
Inventory Control Clerk Part-Time	<u>-1</u>	<u>\$ (18,370)</u>	<u>\$ (21,710)</u>	<u>-1</u>	<u>\$ (21,710)</u>
	47	\$ 2,405,653	\$ 3,449,415	47	\$ 3,449,415
50050-0001 Sheriff's Office Minimum Security - Admin					
Detention Officer	-31	\$ 1,407,658	\$ (2,058,297)	-31	\$ (2,058,297)
Food Service Tech	-4	\$ 152,338	\$ (231,560)	-4	\$ (231,560)
Information Clerk/Receptionist	-2	\$ 71,814	\$ (110,716)	-2	\$ (110,716)
Jail Sergeant	-6	\$ 427,368	\$ (578,380)	-6	\$ (578,380)
Lieutenant	<u>-1</u>	<u>\$ 84,895</u>	<u>\$ (112,278)</u>	<u>-1</u>	<u>\$ (112,278)</u>
	-44	\$ 2,144,072	\$ (3,091,230)	-44	\$ (3,091,230)
50070-0001 Sheriff's Office Inmate Transfer - Admin					
Courthouse Deputy	-1	\$ (57,409)	\$ (80,356)	-1	\$ (80,356)
Jail Sergeant	-3	\$ (175,256)	\$ (244,591)	-3	\$ (244,591)

FY 2020 Position Changes

DEPARTMENT / POSITION	QUANTITY REQUESTED	POSITION SALARY REQUESTED	SALARY & BENEFITS BUDGET IMPACT	QUANTITY ADOPTED	SALARY & BENEFIT BUDGET IMPACT
Lieutenant	<u>-1</u>	<u>\$ (103,238)</u>	<u>\$ (133,580)</u>	<u>-1</u>	<u>\$ (133,580)</u>
	-5	\$ (335,903)	\$ (458,528)	-5	\$ (458,528)

FY 2020 Position Changes

DEPARTMENT / POSITION	QUANTITY REQUESTED	POSITION SALARY REQUESTED	SALARY & BENEFITS BUDGET IMPACT	QUANTITY ADOPTED	SALARY & BENEFIT BUDGET IMPACT
55010-0001 Constable Pct 1 - Admin					
Deputy Constable	<u>1</u>	\$ 54,059	\$ 77,662	<u>1</u>	\$ 77,662
	1	\$ 54,059	\$ 77,662	1	\$ 77,662
55040-0001 Constable Pct 4 - Admin					
Deputy Constable	<u>1</u>	\$ 54,059	\$ 77,662	<u>0</u>	\$ -
	1	\$ 54,059	\$ 77,662	0	\$ -
62090-0001 Indigent Defense Coordinator - Admin					
Legal Clerk I - Magistration	1	\$ 31,521	\$ 51,459	0	\$ -
Coordinated Release Case Manager	1	\$ 39,823	\$ 61,111	0	\$ -
Case Coordinator	<u>0</u>	\$ -	\$ -	<u>0</u>	\$ -
	2	\$ 71,344	\$ 112,570	0	\$ -
64001-0001 Juvenile Probation - Admin					
Deputy Director of Fiscal Services	1	\$ 64,129	\$ 89,369	0	\$ -
Budget Technician	<u>0</u>	\$ -	\$ -	<u>1</u>	\$ 69,660
	1	\$ 64,129	\$ 89,369	1	\$ 69,660
64020-0001 Juvenile Detention - Admin					
Juvenile Supervision Officer	-2	\$ 59,905	\$ (168,917)	-2	\$ (168,917)
Lead Juvenile Supervision Officer	2	\$ 65,895	\$ 182,846	2	\$ 182,846
Juvenile Supervision Officer	-1	\$ 52,696	\$ (76,077)	-1	\$ (76,077)
Lead Juvenile Supervision Officer	1	\$ 57,966	\$ 82,204	1	\$ 82,204
Juvenile Supervision Officer	-1	\$ 49,396	\$ (72,240)	-1	\$ (72,240)
Lead Juvenile Supervision Officer	<u>1</u>	\$ 53,340	\$ 76,826	<u>1</u>	\$ 76,826
	0	\$ 339,198	\$ 24,642	0	\$ 24,642
82001-0001 Development Services - Admin					
Tech I	<u>0</u>	\$ -	\$ -	<u>1</u>	\$ 49,972
	0	\$ -	\$ -	1	\$ 49,972
001 General Fund Total	44	\$ 7,415,132	\$ 3,167,738	19	\$ 1,710,198
1010 Road and Bridge Fund					
75001-0001 Road & Bridge - Admin					
Inspector	2	\$ 47,176	\$ 139,319	1	\$ 69,660
Equipment Operator	2	\$ 36,020	\$ 115,053	1	\$ 57,527

FY 2020 Position Changes

DEPARTMENT / POSITION	QUANTITY REQUESTED	POSITION SALARY REQUESTED	SALARY & BENEFITS BUDGET IMPACT	QUANTITY ADOPTED	SALARY & BENEFIT BUDGET IMPACT
Superintendent	<u>1</u>	\$ 69,604	\$ 96,083	<u>0</u>	\$ -
	5	\$ 152,800	\$ 350,456	2	\$ 127,186
1025 CountyClerk Records Management & Preservation Fu					
08040-0001 County Clerk Records - Admin					
Deputy Clerk II - Vital Statistics	<u>0</u>	\$ -	\$ -	<u>1</u>	\$ 57,527
	0	\$ -	\$ -	1	\$ 57,527
1040 Healthcare Foundation Fund					
60001-0001 Healthcare - Admin					
Senior Eligibility Tech	-1	\$ 39,703	\$ (60,972)	-1	\$ (60,972)
Functional Analyst	1	\$ 56,532	\$ 80,537	0	\$ -
Functional Support Specialist	0	\$ -	\$ -	1	\$ 65,588
Administrative Secretary	-1	\$ 46,330	\$ (68,676)	-1	\$ (68,676)
Healthcare Analyst	1	\$ 47,176	\$ 14,813	0	\$ -
Community Health Specialist	<u>0</u>	\$ -	\$ -	<u>1</u>	\$ 68,677
	0	\$ 189,741	\$ (34,298)	0	\$ 4,618
Other Funds Total	5	\$ 342,541	\$ 316,158	3	\$ 189,331
Grand Total	49	\$ 7,757,673	\$ 3,483,896	22	\$ 1,899,529

Collin County Adopted General Fund (0001) Summary FY 2020

The general operating fund of the County. The General Fund is used to account for all financial resources except those required to be accounted for in another fund. Primary expenditures are for general administration, public safety, and judicial, state prosecution, and capital outlay.

	FY 2016 ACTUAL	FY 2017 ACTUAL	FY 2018 ACTUAL	FY 2019 ADOPTED	FY 2019 REVISED	FY 2020 ADOPTED
BEGINNING BALANCE	\$ 192,472,298	\$ 218,776,960	\$ 238,389,741	\$ 251,870,519	\$ 251,870,519	\$ 189,099,249
REVENUE						
TAXES	\$ 161,813,873	\$ 164,165,765	\$ 169,258,165	\$ 172,879,031	\$ 172,879,031	\$ 178,826,400
FEES/CHARGES FOR SERVICES	19,004,092	19,556,031	19,844,441	19,960,806	18,963,834	18,521,296
FINES	1,462,392	1,421,753	1,522,554	1,350,000	1,350,000	1,335,000
INSURANCE/EMPLOYEE BENEFIT	8,544	15,223	26,791	-	-	-
INTERGOVERNMENTAL REV	6,602,004	6,693,935	7,513,089	5,955,000	5,955,000	6,186,000
INVESTMENT REVENUES	2,049,115	1,980,102	2,415,278	2,083,200	2,083,200	2,089,480
LICENSE & PERMITS	623,875	612,412	760,268	615,000	615,000	605,000
OTHER REVENUE	623,690	698,163	11,729,984	177,000	177,000	306,500
TOTAL REVENUES	\$ 192,187,585	\$ 195,143,384	\$ 213,070,570	\$ 203,020,037	\$ 202,023,065	\$ 207,869,676
OTHER FINANCING SOURCES	\$ 95,186	\$ 26,876	\$ 23,826	\$ -	\$ 16,558	\$ -
TOTAL RESOURCES	\$ 384,755,069	\$ 413,947,221	\$ 451,484,138	\$ 454,890,556	\$ 453,910,142	\$ 396,968,925
EXPENDITURES						
SALARY & BENEFITS	\$ 107,768,816	\$ 112,640,387	\$ 120,493,012	\$ 130,993,035	\$ 133,221,798	\$ 137,779,748
TRAINING & TRAVEL	798,347	868,352	958,675	1,595,559	1,571,737	1,652,518
MAINTENANCE & OPERATIONS	49,266,012	50,401,196	54,849,125	64,002,477	69,867,248	77,331,832
CAPITAL OUTLAY	7,536,117	10,360,747	19,587,974	10,089,192	57,807,713	2,542,498
TOTAL EXPENDITURES	\$ 165,369,292	\$ 174,270,681	\$ 195,888,786	\$ 206,680,263	\$ 262,468,497	\$ 219,306,596
TRANSFERS	\$ 608,816	\$ 1,286,798	\$ 3,724,832	\$ 2,157,200	\$ 2,342,397	\$ 2,157,200
TOTAL APPROPRIATIONS	\$ 165,978,109	\$ 175,557,479	\$ 199,613,618	\$ 208,837,463	\$ 264,810,894	\$ 221,463,796
ENDING BALANCE	\$ 218,776,960	\$ 238,389,741	\$ 251,870,519	\$ 246,053,093	\$ 189,099,249	\$ 175,505,129
RESERVED-OUTER LOOP	21,775,820	21,775,820	32,844,901	\$ 32,844,901	\$ 32,844,901	\$ 32,844,901
COM-CAPITAL MURDER	2,000,000	2,000,000	2,000,000	2,000,000	2,000,000	2,000,000
COM-SPECIAL ELECTIO	200,000	200,000	200,000	200,000	200,000	200,000
COM-UTILITIES	500,000	500,000	500,000	500,000	500,000	500,000
COM-LARS PROJECTS	6,000,000	6,000,000	6,000,000	6,000,000	6,000,000	6,000,000
TOTAL RESERVES	\$ 30,475,820	\$ 30,475,820	\$ 41,544,901	\$ 41,544,901	\$ 41,544,901	\$ 41,544,901
FUND BALANCE AFTER RESERVES	\$ 188,301,140	\$ 207,913,921	\$ 210,325,618	\$ 204,508,192	\$ 147,554,348	\$ 133,960,228

Collin County
Adopted Records Archive Fund (0003) Summary
FY 2020

Fund designated to account for the collection of the records archive fee and the related expenditures for preservation and restoration services performed by the County Clerk in connection with maintaining a County Clerk's records archive.

	FY 2016 ACTUAL	FY 2017 ACTUAL	FY 2018 ACTUAL	FY 2019 ADOPTED	FY 2019 REVISED	FY 2020 ADOPTED
BEGINNING BALANCE	\$ 5,222,543	\$ 6,520,104	\$ 8,300,629	\$ 9,953,610	\$ 9,953,610	\$ 9,619,855
REVENUE						
FEES/CHARGES FOR SERVICES	\$ 1,713,805	\$ 1,780,525	\$ 1,652,981	\$ 1,750,000	\$ 1,750,000	\$ 1,750,000
INVESTMENT REVENUES	-	-	-	-	-	-
TOTAL REVENUES	\$ 1,713,805	\$ 1,780,525	\$ 1,652,981	\$ 1,750,000	\$ 1,750,000	\$ 1,750,000
TOTAL RESOURCES	\$ 6,936,348	\$ 8,300,629	\$ 9,953,610	\$ 11,703,610	\$ 11,703,610	\$ 11,369,855
EXPENDITURES						
MAINTENANCE & OPERATIONS	\$ 416,245	\$ -	\$ -	\$ 500,000	\$ 2,083,755	\$ 500,000
TOTAL EXPENDITURES	\$ 416,245	\$ -	\$ -	\$ 500,000	\$ 2,083,755	\$ 500,000
TOTAL APPROPRIATIONS	\$ 416,245	\$ -	\$ -	\$ 500,000	\$ 2,083,755	\$ 500,000
ENDING BALANCE	\$ 6,520,104	\$ 8,300,629	\$ 9,953,610	\$ 11,203,610	\$ 9,619,855	\$ 10,869,855

Collin County
Adopted District Courts Records Technology Fund (0005) Summary
FY 2020

Fund designated to account for the collection of fees and the related expenditures for preservation and restoration services performed by the District Clerk in connection with maintaining a District Clerk's records archive.

	FY 2016 ACTUAL	FY 2017 ACTUAL	FY 2018 ACTUAL	FY 2019 ADOPTED	FY 2019 REVISED	FY 2020 ADOPTED
BEGINNING BALANCE	\$ 436,399	\$ 467,745	\$ 488,085	\$ 629,111	\$ 629,111	\$ 359,413
REVENUE						
FEES/CHARGES FOR SERVICES	\$ 131,346	\$ 135,621	\$ 141,026	\$ 130,000	\$ 130,000	\$ 130,000
INVESTMENT REVENUES	-	-	-	-	-	-
TOTAL REVENUES	\$ 131,346	\$ 135,621	\$ 141,026	\$ 130,000	\$ 130,000	\$ 130,000
TOTAL RESOURCES	<u>\$ 567,745</u>	<u>\$ 603,365</u>	<u>\$ 629,111</u>	<u>\$ 759,111</u>	<u>\$ 759,111</u>	<u>\$ 489,413</u>
EXPENDITURES						
MAINTENANCE & OPERATIONS	\$ 100,000	\$ 115,280	\$ -	\$ 100,000	\$ 399,698	\$ 100,000
TOTAL EXPENDITURES	\$ 100,000	\$ 115,280	\$ -	\$ 100,000	\$ 399,698	\$ 100,000
TOTAL APPROPRIATIONS	<u>\$ 100,000</u>	<u>\$ 115,280</u>	<u>\$ -</u>	<u>\$ 100,000</u>	<u>\$ 399,698</u>	<u>\$ 100,000</u>
ENDING BALANCE	<u>\$ 467,745</u>	<u>\$ 488,085</u>	<u>\$ 629,111</u>	<u>\$ 659,111</u>	<u>\$ 359,413</u>	<u>\$ 389,413</u>

Collin County
Adopted Courthouse Security Fund (0029) Summary
FY 2020

Fund designated to account for collected court costs dedicated to security personnel, services, and items related to buildings that house the operations of District, County, or Justice Courts.

	FY 2016 ACTUAL	FY 2017 ACTUAL	FY 2018 ACTUAL	FY 2019 ADOPTED	FY 2019 REVISED	FY 2020 ADOPTED
BEGINNING BALANCE	\$ 335,832	\$ 319,910	\$ 668,561	\$ 643,178	\$ 643,178	\$ 464,230
REVENUE						
FEES/CHARGES FOR SERVICES	\$ 321,776	\$ 331,817	\$ 327,116	\$ 309,800	\$ 309,800	\$ 325,000
INVESTMENT REVENUES	-	-	-	-	-	-
TOTAL REVENUES	\$ 321,776	\$ 331,817	\$ 327,116	\$ 309,800	\$ 309,800	\$ 325,000
OTHER FINANCING SOURCES	\$ 350,000	\$ 700,000	\$ 350,000	\$ 310,000	\$ 310,000	\$ 310,000
TOTAL RESOURCES	\$ 1,007,608	\$ 1,351,727	\$ 1,345,677	\$ 1,262,978	\$ 1,262,978	\$ 1,099,230
EXPENDITURES						
SALARY & BENEFITS	\$ 619,238	\$ 629,292	\$ 645,729	\$ 718,179	\$ 718,179	\$ 760,723
MAINTENANCE & OPERATIONS	68,459	53,875	56,770	81,994	80,569	73,180
TOTAL EXPENDITURES	\$ 687,697	\$ 683,166	\$ 702,498	\$ 800,173	\$ 798,748	\$ 833,903
TOTAL APPROPRIATIONS	\$ 687,697	\$ 683,166	\$ 702,498	\$ 800,173	\$ 798,748	\$ 833,903
ENDING BALANCE	\$ 319,910	\$ 668,561	\$ 643,178	\$ 462,805	\$ 464,230	\$ 265,327

Collin County
Adopted Permanent Improvement Fund (0499) Summary
FY 2020

Fund used to account for property tax revenues and expenditures associated with permanent improvement projects.

	FY 2016 ACTUAL	FY 2017 ACTUAL	FY 2018 ACTUAL	FY 2019 ADOPTED	FY 2019 REVISED	FY 2020 ADOPTED
BEGINNING BALANCE	\$ 26,248,826	\$ 24,322,298	\$ 25,350,440	\$ 26,843,546	\$ 26,843,546	\$ 18,112,694
REVENUE						
TAXES	\$ -	\$ 3,284,888	\$ 2,873,946	\$ 362,771	\$ 362,771	\$ 2,133,171
INVESTMENT REVENUES	45,542	107,462	195,287	110,000	110,000	110,000
TOTAL REVENUES	\$ 45,542	\$ 3,392,350	\$ 3,069,233	\$ 472,771	\$ 472,771	\$ 2,243,171
TOTAL RESOURCES	<u>\$ 26,294,368</u>	<u>\$ 27,714,648</u>	<u>\$ 28,419,673</u>	<u>\$ 27,316,317</u>	<u>\$ 27,316,317</u>	<u>\$ 20,355,865</u>
EXPENDITURES						
MAINTENANCE & OPERATIONS	\$ 545,618	\$ 248,084	\$ 112,712	\$ 1,163,000	\$ 1,260,278	\$ 434,500
CAPITAL OUTLAY	1,426,452	2,116,124	1,463,415	800,000	7,943,346	1,808,671
TOTAL EXPENDITURES	\$ 1,972,070	\$ 2,364,208	\$ 1,576,127	\$ 1,963,000	\$ 9,203,624	\$ 2,243,171
TOTAL APPROPRIATIONS	<u>\$ 1,972,070</u>	<u>\$ 2,364,208</u>	<u>\$ 1,576,127</u>	<u>\$ 1,963,000</u>	<u>\$ 9,203,624</u>	<u>\$ 2,243,171</u>
ENDING BALANCE	<u>\$ 24,322,298</u>	<u>\$ 25,350,440</u>	<u>\$ 26,843,546</u>	<u>\$ 25,353,317</u>	<u>\$ 18,112,694</u>	<u>\$ 18,112,694</u>
RESERVED-OUTER LOOP	15,463,570	15,463,570	15,463,570	15,463,570	15,463,570	15,463,570
TOTAL RESERVES	\$ 15,463,570	\$ 15,463,570	\$ 15,463,570	\$ 15,463,570	\$ 15,463,570	\$ 15,463,570
FUND BALANCE AFTER RESERVES	<u>\$ 8,858,728</u>	<u>\$ 9,886,870</u>	<u>\$ 11,379,976</u>	<u>\$ 9,889,747</u>	<u>\$ 2,649,124</u>	<u>\$ 2,649,124</u>

Collin County Adopted Road and Bridge Fund (1010) Summary FY 2020

The primary fund used to account for activities affecting County-owned roads, including right-of-way acquisitions, construction, operations, and maintenance.

	FY 2016 ACTUAL	FY 2017 ACTUAL	FY 2018 ACTUAL	FY 2019 ADOPTED	FY 2019 REVISED	FY 2020 ADOPTED
BEGINNING BALANCE	\$ 28,501,987	\$ 35,854,370	\$ 43,343,939	\$ 50,977,934	\$ 50,977,934	\$ 44,650,059
REVENUE						
TAXES	\$ 3,899,663	\$ 437,670	\$ -	\$ -	\$ -	\$ -
FEES/CHARGES FOR SERVICES	19,084,037	19,629,761	20,374,663	20,116,000	20,116,000	21,196,000
FINES	1,764,776	1,528,744	1,349,827	1,493,610	1,493,610	1,398,300
INTERGOVERNMENTAL REV	33,331	34,516	32,717	-	-	-
INVESTMENT REVENUES	127,045	365,855	777,735	400,000	400,000	400,000
LICENSE & PERMITS	6,390	4,437	5,157	5,000	5,000	5,500
OTHER REVENUE	134,736	422,636	366,978	75,100	75,100	100,100
TOTAL REVENUES	\$ 25,049,978	\$ 22,423,621	\$ 22,907,077	\$ 22,089,710	\$ 22,089,710	\$ 23,099,900
TOTAL RESOURCES	\$ 53,551,965	\$ 58,277,990	\$ 66,251,016	\$ 73,067,644	\$ 73,067,644	\$ 67,749,959
EXPENDITURES						
SALARY & BENEFITS	\$ 6,345,616	\$ 6,563,656	\$ 7,009,382	\$ 7,651,887	\$ 7,651,887	\$ 8,138,211
TRAINING & TRAVEL	16,295	20,257	20,555	40,319	40,319	42,319
MAINTENANCE & OPERATIONS	9,674,817	5,593,183	5,315,522	14,396,881	16,848,320	13,971,731
CAPITAL OUTLAY	1,660,868	2,756,956	2,927,624	2,574,064	3,877,059	2,992,779
TOTAL EXPENDITURES	\$ 17,697,596	\$ 14,934,051	\$ 15,273,082	\$ 24,663,151	\$ 28,417,585	\$ 25,145,040
TOTAL APPROPRIATIONS	\$ 17,697,596	\$ 14,934,051	\$ 15,273,082	\$ 24,663,151	\$ 28,417,585	\$ 25,145,040
ENDING BALANCE	\$ 35,854,370	\$ 43,343,939	\$ 50,977,934	\$ 48,404,493	\$ 44,650,059	\$ 42,604,919
COM-FUEL	\$ 500,000	\$ 500,000	\$ 500,000	\$ 500,000	\$ 500,000	\$ 500,000
COM-ROAD MATERIALS	500,000	500,000	500,000	500,000	500,000	500,000
TOTAL RESERVES	\$ 1,000,000	\$ 1,000,000	\$ 1,000,000	\$ 1,000,000	\$ 1,000,000	\$ 1,000,000
FUND BALANCE AFTER RESERVES	\$ 34,854,370	\$ 42,343,939	\$ 49,977,934	\$ 47,404,493	\$ 43,650,059	\$ 41,604,919

Collin County Adopted Judicial Appellate Fund (1013) Summary FY 2020

Fund designated to account for the collection of a statutory filing fee and the expenditures to the Appellate system.

	FY 2016 ACTUAL	FY 2017 ACTUAL	FY 2018 ACTUAL	FY 2019 ADOPTED	FY 2019 REVISED	FY 2020 ADOPTED
BEGINNING BALANCE	\$ 144,194	\$ 144,194	\$ 144,194	\$ 207,021	\$ 207,021	\$ 51,419
REVENUE						
FEES/CHARGES FOR SERVICES	\$ 70,601	\$ 75,597	\$ 80,270	\$ 74,000	\$ 74,000	\$ 80,000
INVESTMENT REVENUES	<u>818</u>	<u>1,812</u>	<u>3,255</u>	<u>100</u>	<u>100</u>	<u>3,000</u>
TOTAL REVENUES	\$ 71,419	\$ 77,409	\$ 83,525	\$ 74,100	\$ 74,100	\$ 83,000
TOTAL RESOURCES	<u>\$ 215,613</u>	<u>\$ 221,603</u>	<u>\$ 227,719</u>	<u>\$ 281,121</u>	<u>\$ 281,121</u>	<u>\$ 134,419</u>
EXPENDITURES						
MAINTENANCE & OPERATIONS	<u>\$ 71,419</u>	<u>\$ 77,409</u>	<u>\$ 20,698</u>	<u>\$ 75,400</u>	<u>\$ 229,702</u>	<u>\$ 83,000</u>
TOTAL EXPENDITURES	\$ 71,419	\$ 77,409	\$ 20,698	\$ 75,400	\$ 229,702	\$ 83,000
TOTAL APPROPRIATIONS	<u>\$ 71,419</u>	<u>\$ 77,409</u>	<u>\$ 20,698</u>	<u>\$ 75,400</u>	<u>\$ 229,702</u>	<u>\$ 83,000</u>
ENDING BALANCE	<u>\$ 144,194</u>	<u>\$ 144,194</u>	<u>\$ 207,021</u>	<u>\$ 205,721</u>	<u>\$ 51,419</u>	<u>\$ 51,419</u>

Collin County
Adopted Court Reporters Fund (1015) Summary
FY 2020

Fund designated to account for the collection of a statutory Court Reporter's fee and the expenditures for Court Reporter services.

	FY 2016 ACTUAL	FY 2017 ACTUAL	FY 2018 ACTUAL	FY 2019 ADOPTED	FY 2019 REVISED	FY 2020 ADOPTED
BEGINNING BALANCE	\$ 230,724	\$ 187,535	\$ 258,362	\$ 322,012	\$ 322,012	\$ 165,377
REVENUE						
FEES/CHARGES FOR SERVICES	\$ 282,828	\$ 287,847	\$ 288,115	\$ 275,000	\$ 275,000	\$ 285,000
INVESTMENT REVENUES	-	-	-	-	-	-
TOTAL REVENUES	\$ 282,828	\$ 287,847	\$ 288,115	\$ 275,000	\$ 275,000	\$ 285,000
TOTAL RESOURCES	\$ 513,552	\$ 475,382	\$ 546,477	\$ 597,012	\$ 597,012	\$ 450,377
EXPENDITURES						
MAINTENANCE & OPERATIONS	\$ 326,017	\$ 217,020	\$ 224,465	\$ 413,635	\$ 431,635	\$ 357,140
TOTAL EXPENDITURES	\$ 326,017	\$ 217,020	\$ 224,465	\$ 413,635	\$ 431,635	\$ 357,140
TOTAL APPROPRIATIONS	\$ 326,017	\$ 217,020	\$ 224,465	\$ 413,635	\$ 431,635	\$ 357,140
ENDING BALANCE	\$ 187,535	\$ 258,362	\$ 322,012	\$ 183,377	\$ 165,377	\$ 93,237

Collin County
Adopted Law Library Fund (1021) Summary
FY 2020

Fund established to account for maintenance and operations of a Law Library open to residents for the County. Financing is provided by fees collected in connection with civil suit filings.

	FY 2016 ACTUAL	FY 2017 ACTUAL	FY 2018 ACTUAL	FY 2019 ADOPTED	FY 2019 REVISED	FY 2020 ADOPTED
BEGINNING BALANCE	\$ 2,797,643	\$ 2,951,838	\$ 3,163,664	\$ 3,391,382	\$ 3,391,382	\$ 3,604,204
REVENUE						
FEES/CHARGES FOR SERVICES	\$ 494,142	\$ 529,218	\$ 561,899	\$ 505,000	\$ 505,000	\$ 555,000
INVESTMENT REVENUES	-	-	-	-	-	-
OTHER REVENUE	22,296	22,149	21,422	10,000	10,000	20,000
TOTAL REVENUES	\$ 516,438	\$ 551,367	\$ 583,321	\$ 515,000	\$ 515,000	\$ 575,000
TOTAL RESOURCES	\$ 3,314,081	\$ 3,503,205	\$ 3,746,985	\$ 3,906,382	\$ 3,906,382	\$ 4,179,204
EXPENDITURES						
SALARY & BENEFITS	\$ 158,448	\$ 156,626	\$ 169,595	\$ 185,817	\$ 185,817	\$ 195,668
TRAINING & TRAVEL	2,383	3,000	330	3,543	3,543	2,875
MAINTENANCE & OPERATIONS	201,412	179,916	185,678	220,250	220,250	234,668
TOTAL EXPENDITURES	\$ 362,242	\$ 339,541	\$ 355,603	\$ 409,610	\$ 409,610	\$ 433,211
TOTAL APPROPRIATIONS	\$ 362,242	\$ 339,541	\$ 355,603	\$ 409,610	\$ 409,610	\$ 433,211
ENDING BALANCE	\$ 2,951,838	\$ 3,163,664	\$ 3,391,382	\$ 3,496,772	\$ 3,496,772	\$ 3,745,993

Collin County
Adopted County Clerk Records Management and Preservation Fund (1025) Summary
FY 2020

Fund designated to account for the collection of the County Clerk's statutory document preservation fee and the expenditure of those fees for records management and preservation services.

	FY 2016 ACTUAL	FY 2017 ACTUAL	FY 2018 ACTUAL	FY 2019 ADOPTED	FY 2019 REVISED	FY 2020 ADOPTED
BEGINNING BALANCE	\$ 4,516,803	\$ 5,729,998	\$ 7,001,630	\$ 8,168,288	\$ 8,168,288	\$ 8,185,020
REVENUE						
FEES/CHARGES FOR SERVICES	\$ 1,722,041	\$ 1,785,723	\$ 1,659,008	\$ 1,740,000	\$ 1,740,000	\$ 1,434,000
INVESTMENT REVENUES	-	-	-	-	-	-
TOTAL REVENUES	\$ 1,722,041	\$ 1,785,723	\$ 1,659,008	\$ 1,740,000	\$ 1,740,000	\$ 1,434,000
TOTAL RESOURCES	\$ 6,238,844	\$ 7,515,721	\$ 8,660,638	\$ 9,908,288	\$ 9,908,288	\$ 9,619,020
EXPENDITURES						
SALARY & BENEFITS	\$ 317,692	\$ 340,946	\$ 328,803	\$ 357,301	\$ 357,301	\$ 435,286
TRAINING & TRAVEL	-	1,953	4,901	22,891	22,891	26,800
MAINTENANCE & OPERATIONS	186,444	171,192	158,645	1,342,826	1,343,076	1,353,767
CAPITAL OUTLAY	4,711	-	-	-	-	-
TOTAL EXPENDITURES	\$ 508,847	\$ 514,091	\$ 492,350	\$ 1,723,018	\$ 1,723,268	\$ 1,815,853
TOTAL APPROPRIATIONS	\$ 508,847	\$ 514,091	\$ 492,350	\$ 1,723,018	\$ 1,723,268	\$ 1,815,853
ENDING BALANCE	\$ 5,729,998	\$ 7,001,630	\$ 8,168,288	\$ 8,185,270	\$ 8,185,020	\$ 7,803,167

Collin County
Adopted District Clerk Records Management and Preservation Fund (1026) Summary
FY 2020

Fund designated to account for the collection of the District Clerk's statutory document preservation fee and the expenditure of those fees for records management and preservation services.

	FY 2016 ACTUAL	FY 2017 ACTUAL	FY 2018 ACTUAL	FY 2019 ADOPTED	FY 2019 REVISED	FY 2020 ADOPTED
BEGINNING BALANCE	\$ 380,071	\$ 318,683	\$ 250,022	\$ 179,653	\$ 179,653	\$ 99,238
REVENUE						
FEES/CHARGES FOR SERVICES	\$ 56,744	\$ 58,262	\$ 60,238	\$ 57,000	\$ 57,000	\$ 61,500
INVESTMENT REVENUES	-	-	-	-	-	-
TOTAL REVENUES	\$ 56,744	\$ 58,262	\$ 60,238	\$ 57,000	\$ 57,000	\$ 61,500
TOTAL RESOURCES	\$ 436,815	\$ 376,946	\$ 310,260	\$ 236,653	\$ 236,653	\$ 160,738
EXPENDITURES						
SALARY & BENEFITS	\$ 118,132	\$ 126,924	\$ 130,608	\$ 137,415	\$ 137,415	\$ 144,769
TOTAL EXPENDITURES	\$ 118,132	\$ 126,924	\$ 130,608	\$ 137,415	\$ 137,415	\$ 144,769
TOTAL APPROPRIATIONS	\$ 118,132	\$ 126,924	\$ 130,608	\$ 137,415	\$ 137,415	\$ 144,769
ENDING BALANCE	\$ 318,683	\$ 250,022	\$ 179,653	\$ 99,238	\$ 99,238	\$ 15,969

Collin County
Adopted Justice Court Technology Fund (1028) Summary
FY 2020

Fund set up to account for fees collected by the Justice of the Peace Courts and related expenditures for technological improvements in the Justice of the Peace Courts.

	FY 2016 ACTUAL	FY 2017 ACTUAL	FY 2018 ACTUAL	FY 2019 ADOPTED	FY 2019 REVISED	FY 2020 ADOPTED
BEGINNING BALANCE	\$ 758,940	\$ 554,549	\$ 637,859	\$ 726,657	\$ 726,657	\$ 646,236
REVENUE						
FEES/CHARGES FOR SERVICES	\$ 100,263	\$ 101,958	\$ 113,291	\$ 90,000	\$ 90,000	\$ 96,000
INVESTMENT REVENUES	-	-	-	-	-	-
TOTAL REVENUES	\$ 100,263	\$ 101,958	\$ 113,291	\$ 90,000	\$ 90,000	\$ 96,000
TOTAL RESOURCES	\$ 859,203	\$ 656,507	\$ 751,149	\$ 816,657	\$ 816,657	\$ 742,236
EXPENDITURES						
TRAINING & TRAVEL	\$ 13,924	\$ 16,976	\$ 10,714	\$ 22,385	\$ 31,685	\$ 35,735
MAINTENANCE & OPERATIONS	68,221	1,672	13,778	115,708	138,737	118,559
CAPITAL OUTLAY	222,510	-	-	-	-	-
TOTAL EXPENDITURES	\$ 304,655	\$ 18,648	\$ 24,492	\$ 138,093	\$ 170,422	\$ 154,294
TOTAL APPROPRIATIONS	\$ 304,655	\$ 18,648	\$ 24,492	\$ 138,093	\$ 170,422	\$ 154,294
ENDING BALANCE	\$ 554,549	\$ 637,859	\$ 726,657	\$ 678,564	\$ 646,236	\$ 587,942

Collin County
Adopted Economic Development 2001 Fund (1031) Summary
FY 2020

Fund designated to account for economic development receipts and expenditures associated with the same as directed by
Commissioner's Court.

	FY 2016 ACTUAL	FY 2017 ACTUAL	FY 2018 ACTUAL	FY 2019 ADOPTED	FY 2019 REVISED	FY 2020 ADOPTED
BEGINNING BALANCE	\$ 85,907	\$ 71,742	\$ 149,912	\$ 98,005	\$ 98,005	\$ 87,968
REVENUE						
INTERGOVERNMENTAL REV	\$ 71,390	\$ 147,977	\$ 70,099	\$ -	\$ 85,850	\$ -
INVESTMENT REVENUES	\$ 252	\$ 581	\$ 1,248	\$ -	\$ -	\$ 500
TOTAL REVENUES	\$ 71,642	\$ 148,558	\$ 71,347	\$ -	\$ 85,850	\$ 500
TOTAL RESOURCES	\$ 157,549	\$ 220,301	\$ 221,259	\$ 98,005	\$ 183,855	\$ 88,468
EXPENDITURES						
MAINTENANCE & OPERATIONS	\$ 85,807	\$ 70,389	\$ 123,254	\$ -	\$ 95,887	\$ 85,850
TOTAL EXPENDITURES	\$ 85,807	\$ 70,389	\$ 123,254	\$ -	\$ 95,887	\$ 85,850
TOTAL APPROPRIATIONS	\$ 85,807	\$ 70,389	\$ 123,254	\$ -	\$ 95,887	\$ 85,850
ENDING BALANCE	\$ 71,742	\$ 149,912	\$ 98,005	\$ 98,005	\$ 87,968	\$ 2,618

Collin County
Adopted Contract Elections Fund (1033) Summary
FY 2020

Fund designated to account for funds received from local governments and related expenditures for public elections.

	FY 2016 ACTUAL	FY 2017 ACTUAL	FY 2018 ACTUAL	FY 2019 ADOPTED	FY 2019 REVISED	FY 2020 ADOPTED
BEGINNING BALANCE	\$ 2,716,171	\$ 2,390,591	\$ 2,716,868	\$ 2,708,301	\$ 2,708,301	\$ 2,109,955
REVENUE						
FEES/CHARGES FOR SERVICES	\$ 636,481	\$ 675,066	\$ 417,340	\$ 630,000	\$ 630,000	\$ 630,000
INVESTMENT REVENUES	12,342	24,414	47,853	20,000	20,000	25,000
TOTAL REVENUES	\$ 648,823	\$ 699,480	\$ 465,193	\$ 650,000	\$ 650,000	\$ 655,000
TOTAL RESOURCES	\$ 3,364,994	\$ 3,090,071	\$ 3,182,061	\$ 3,358,301	\$ 3,358,301	\$ 2,764,955
EXPENDITURES						
SALARY & BENEFITS	\$ 200,000	\$ 200,000	\$ 200,000	\$ 200,000	\$ 200,000	\$ 200,000
TRAINING & TRAVEL	5,710	19,867	13,037	25,000	25,000	25,000
MAINTENANCE & OPERATIONS	768,692	144,437	235,966	407,561	968,346	407,561
CAPITAL OUTLAY	-	8,899	24,758	-	55,000	-
TOTAL EXPENDITURES	\$ 974,403	\$ 373,203	\$ 473,761	\$ 632,561	\$ 1,248,346	\$ 632,561
TOTAL APPROPRIATIONS	\$ 974,403	\$ 373,203	\$ 473,761	\$ 632,561	\$ 1,248,346	\$ 632,561
ENDING BALANCE	\$ 2,390,591	\$ 2,716,868	\$ 2,708,301	\$ 2,725,740	\$ 2,109,955	\$ 2,132,394

Collin County
Adopted Healthcare Foundation Fund (1040) Summary
FY 2020

Fund designated to account for the Healthcare Foundation which assumes the County's obligation to provide indigent healthcare for county residents.

	FY 2016 ACTUAL	FY 2017 ACTUAL	FY 2018 ACTUAL	FY 2019 ADOPTED	FY 2019 REVISED	FY 2020 ADOPTED
BEGINNING BALANCE	\$ 6,539,751	\$ 4,619,376	\$ 3,744,269	\$ 5,796,201	\$ 5,796,201	\$ 3,884,000
REVENUE						
FEES/CHARGES FOR SERVICES	\$ 136,138	\$ 144,344	\$ 140,824	\$ 98,000	\$ 98,000	\$ 130,200
INTERGOVERNMENTAL REV	252,564	355,908	772,031	40,000	40,000	40,000
INVESTMENT REVENUES	1,137,806	1,137,591	1,250,048	1,123,453	1,123,453	1,249,454
OTHER REVENUE	21,083	21,591	17,105	15,000	15,000	10,000
TOTAL REVENUES	\$ 1,547,591	\$ 1,659,434	\$ 2,180,008	\$ 1,276,453	\$ 1,276,453	\$ 1,429,654
OTHER FINANCING SOURCES	\$ -	\$ 500,000	\$ 3,300,000	\$ 1,800,000	\$ 1,800,000	\$ 1,800,000
TOTAL RESOURCES	\$ 8,087,342	\$ 6,778,809	\$ 9,224,277	\$ 8,872,654	\$ 8,872,654	\$ 7,113,654
EXPENDITURES						
SALARY & BENEFITS	\$ 1,770,713	\$ 2,022,223	\$ 2,139,668	\$ 2,591,657	\$ 2,591,657	\$ 2,680,368
TRAINING & TRAVEL	27,310	32,542	32,099	53,000	53,000	53,000
MAINTENANCE & OPERATIONS	1,626,446	961,626	1,256,310	2,016,386	2,303,418	2,011,393
CAPITAL OUTLAY	43,498	18,149	-	22,979	40,579	-
TOTAL EXPENDITURES	\$ 3,467,967	\$ 3,034,540	\$ 3,428,077	\$ 4,684,022	\$ 4,988,654	\$ 4,744,761
TOTAL APPROPRIATIONS	\$ 3,467,967	\$ 3,034,540	\$ 3,428,077	\$ 4,684,022	\$ 4,988,654	\$ 4,744,761
ENDING BALANCE	\$ 4,619,376	\$ 3,744,269	\$ 5,796,201	\$ 4,188,632	\$ 3,884,000	\$ 2,368,893

Collin County
Adopted County Records Management and Preservation Fund (1044) Summary
FY 2020

Fund designated to account for the collection of the County statutory document preservation fee and the expenditure for records management and preservation services.

	FY 2016 ACTUAL	FY 2017 ACTUAL	FY 2018 ACTUAL	FY 2019 ADOPTED	FY 2019 REVISED	FY 2020 ADOPTED
BEGINNING BALANCE	\$ 1,108,011	\$ 598,377	\$ 382,154	\$ 278,529	\$ 278,529	\$ 177,529
REVENUE						
FEES/CHARGES FOR SERVICES	\$ 251,687	\$ 248,284	\$ 242,412	\$ 227,000	\$ 227,000	\$ 237,000
INVESTMENT REVENUES	-	-	-	-	-	-
TOTAL REVENUES	\$ 251,687	\$ 248,284	\$ 242,412	\$ 227,000	\$ 227,000	\$ 237,000
TOTAL RESOURCES	\$ 1,359,698	\$ 846,661	\$ 624,566	\$ 505,529	\$ 505,529	\$ 414,529
EXPENDITURES						
MAINTENANCE & OPERATIONS	\$ 394,327	\$ 388,908	\$ 346,037	\$ 263,000	\$ 328,000	\$ 295,500
CAPITAL OUTLAY	366,994	75,600	-	-	-	-
TOTAL EXPENDITURES	\$ 761,321	\$ 464,508	\$ 346,037	\$ 263,000	\$ 328,000	\$ 295,500
TOTAL APPROPRIATIONS	\$ 761,321	\$ 464,508	\$ 346,037	\$ 263,000	\$ 328,000	\$ 295,500
ENDING BALANCE	\$ 598,377	\$ 382,154	\$ 278,529	\$ 242,529	\$ 177,529	\$ 119,029

Collin County
Adopted DA Pre-Trial Intervention Program Fund (1049) Summary
FY 2020

Fund used to account for participation fees paid by defendants, who have entered the program as an alternative to prosecution for specific crimes, with the intent that successful completion of the program will remove the arrest and details from their record, and the expenditures for the program.

	FY 2016 ACTUAL	FY 2017 ACTUAL	FY 2018 ACTUAL	FY 2019 ADOPTED	FY 2019 REVISED	FY 2020 ADOPTED
BEGINNING BALANCE	\$ 588,353	\$ 661,143	\$ 768,616	\$ 895,355	\$ 895,355	\$ 938,544
REVENUE						
FEES/CHARGES FOR SERVICES	\$ 139,890	\$ 155,480	\$ 232,431	\$ 175,000	\$ 175,000	\$ 175,000
INVESTMENT REVENUES	-	-	-	-	-	-
TOTAL REVENUES	\$ 139,890	\$ 155,480	\$ 232,431	\$ 175,000	\$ 175,000	\$ 175,000
TOTAL RESOURCES	\$ 728,243	\$ 816,623	\$ 1,001,047	\$ 1,070,355	\$ 1,070,355	\$ 1,113,544
EXPENDITURES						
SALARY & BENEFITS	\$ -	\$ 47,238	\$ 100,071	\$ 120,511	\$ 120,511	\$ 125,685
TRAINING & TRAVEL	-	709	1,276	5,500	5,500	5,500
MAINTENANCE & OPERATIONS	-	60	4,344	5,800	5,800	5,800
TOTAL EXPENDITURES	\$ -	\$ 48,006	\$ 105,691	\$ 131,811	\$ 131,811	\$ 136,985
TRANSFERS	\$ 67,100	-	-	-	-	-
TOTAL APPROPRIATIONS	\$ 67,100	\$ 48,006	\$ 105,691	\$ 131,811	\$ 131,811	\$ 136,985
ENDING BALANCE	\$ 661,143	\$ 768,616	\$ 895,355	\$ 938,544	\$ 938,544	\$ 976,559

Collin County
Adopted Drug Court/Specialty Court Program Fund (1050) Summary
FY 2020

Fund set up to account for participation fees paid by defendants required to maintain testing throughout their probation period, and the expenditures for the program.

	FY 2016 ACTUAL	FY 2017 ACTUAL	FY 2018 ACTUAL	FY 2019 ADOPTED	FY 2019 REVISED	FY 2020 ADOPTED
BEGINNING BALANCE	\$ 211,119	\$ 242,147	\$ 236,802	\$ 152,383	\$ 152,383	\$ 10,498
REVENUE						
FEES/CHARGES FOR SERVICES	\$ 103,065	\$ 89,950	\$ 67,724	\$ 65,500	\$ 65,500	\$ 72,800
INVESTMENT REVENUES	-	-	-	-	-	-
OTHER REVENUE	1,736	5,120	3,656	-	-	-
TOTAL REVENUES	\$ 104,801	\$ 95,070	\$ 71,380	\$ 65,500	\$ 65,500	\$ 72,800
OTHER FINANCING SOURCES	\$ -	\$ -	\$ -	\$ -	\$ -	\$ -
TOTAL RESOURCES	\$ 315,920	\$ 337,217	\$ 308,182	\$ 217,883	\$ 217,883	\$ 83,298
EXPENDITURES						
TRAINING & TRAVEL	\$ 5,898	\$ 6,769	\$ 6,696	\$ 19,434	\$ 19,434	\$ 3,200
MAINTENANCE & OPERATIONS	67,875	93,646	149,103	205,566	187,951	69,600
TOTAL EXPENDITURES	\$ 73,773	\$ 100,415	\$ 155,799	\$ 225,000	\$ 207,385	\$ 72,800
TRANSFERS	\$ -	\$ -	\$ -	\$ -	\$ -	\$ -
TOTAL APPROPRIATIONS	\$ 73,773	\$ 100,415	\$ 155,799	\$ 225,000	\$ 207,385	\$ 72,800
ENDING BALANCE	\$ 242,147	\$ 236,802	\$ 152,383	\$ (7,117)	\$ 10,498	\$ 10,498

Collin County
Adopted County Courts Technology Fund (1052) Summary
FY 2020

Fund used to account for fees paid by defendants in county courts to be used to fund costs of education and training regarding technological enhancements and for maintenance of technological enhancements.

	FY 2016 ACTUAL	FY 2017 ACTUAL	FY 2018 ACTUAL	FY 2019 ADOPTED	FY 2019 REVISED	FY 2020 ADOPTED
BEGINNING BALANCE	\$ 189,759	\$ 241,166	\$ 297,223	\$ 356,994	\$ 356,994	\$ 407,426
REVENUE						
FEES/CHARGES FOR SERVICES	\$ 55,512	\$ 56,456	\$ 60,370	\$ 52,000	\$ 52,000	\$ 59,000
INVESTMENT REVENUES	-	-	-	-	-	-
TOTAL REVENUES	\$ 55,512	\$ 56,456	\$ 60,370	\$ 52,000	\$ 52,000	\$ 59,000
TOTAL RESOURCES	<u>\$ 245,271</u>	<u>\$ 297,622</u>	<u>\$ 357,593</u>	<u>\$ 408,994</u>	<u>\$ 408,994</u>	<u>\$ 466,426</u>
EXPENDITURES						
MAINTENANCE & OPERATIONS	\$ 4,106	\$ 399	\$ 599	\$ 1,568	\$ 1,568	\$ 1,568
TOTAL EXPENDITURES	\$ 4,106	\$ 399	\$ 599	\$ 1,568	\$ 1,568	\$ 1,568
TOTAL APPROPRIATIONS	<u>\$ 4,106</u>	<u>\$ 399</u>	<u>\$ 599</u>	<u>\$ 1,568</u>	<u>\$ 1,568</u>	<u>\$ 1,568</u>
ENDING BALANCE	<u>\$ 241,166</u>	<u>\$ 297,223</u>	<u>\$ 356,994</u>	<u>\$ 407,426</u>	<u>\$ 407,426</u>	<u>\$ 464,858</u>

Collin County
Adopted District Courts Technology Fund (1053) Summary
FY 2020

Fund used to account for fees paid by defendants in district courts to be used to fund costs of education and training regarding technological enhancements and for maintenance of technological enhancements.

	FY 2016 ACTUAL	FY 2017 ACTUAL	FY 2018 ACTUAL	FY 2019 ADOPTED	FY 2019 REVISED	FY 2020 ADOPTED
BEGINNING BALANCE	\$ 138,319	\$ 189,150	\$ 246,122	\$ 310,260	\$ 310,260	\$ 342,569
REVENUE						
FEES/CHARGES FOR SERVICES	\$ 52,691	\$ 58,292	\$ 64,138	\$ 51,000	\$ 51,000	\$ 64,000
INVESTMENT REVENUES	-	-	-	-	-	-
TOTAL REVENUES	\$ 52,691	\$ 58,292	\$ 64,138	\$ 51,000	\$ 51,000	\$ 64,000
TOTAL RESOURCES	\$ 191,010	\$ 247,442	\$ 310,260	\$ 361,260	\$ 361,260	\$ 406,569
EXPENDITURES						
MAINTENANCE & OPERATIONS	\$ 1,860	\$ 1,320	\$ -	\$ 2,016	\$ 18,691	\$ 2,016
TOTAL EXPENDITURES	\$ 1,860	\$ 1,320	\$ -	\$ 2,016	\$ 18,691	\$ 2,016
TOTAL APPROPRIATIONS	\$ 1,860	\$ 1,320	\$ -	\$ 2,016	\$ 18,691	\$ 2,016
ENDING BALANCE	\$ 189,150	\$ 246,122	\$ 310,260	\$ 359,244	\$ 342,569	\$ 404,553

Collin County
Adopted Probate Contributions Fund (1054) Summary
FY 2020

Fund used to account for return of funds from the state regarding payment of fees collected in excess of the state salary supplements and may be used only for court-related purposes for the support of statutory probate courts.

	FY 2016 ACTUAL	FY 2017 ACTUAL	FY 2018 ACTUAL	FY 2019 ADOPTED	FY 2019 REVISED	FY 2020 ADOPTED
BEGINNING BALANCE	\$ 448,782	\$ 528,965	\$ 589,370	\$ 644,994	\$ 644,994	\$ 601,634
REVENUE						
INTERGOVERNMENTAL REV	\$ 78,111	\$ 85,086	\$ 97,788	\$ 35,000	\$ 35,000	\$ 40,000
INVESTMENT REVENUES	<u>2,072</u>	<u>5,185</u>	<u>10,093</u>	<u>-</u>	<u>-</u>	<u>-</u>
TOTAL REVENUES	\$ 80,183	\$ 90,271	\$ 107,882	\$ 35,000	\$ 35,000	\$ 40,000
TOTAL RESOURCES	<u>\$ 528,965</u>	<u>\$ 619,235</u>	<u>\$ 697,252</u>	<u>\$ 679,994</u>	<u>\$ 679,994</u>	<u>\$ 641,634</u>
EXPENDITURES						
SALARY & BENEFITS	\$ -	\$ 24,816	\$ 49,987	\$ 66,009	\$ 66,009	\$ 70,214
TRAINING & TRAVEL	-	4,781	2,108	10,451	10,451	10,451
MAINTENANCE & OPERATIONS	<u>-</u>	<u>268</u>	<u>163</u>	<u>1,900</u>	<u>1,900</u>	<u>1,900</u>
TOTAL EXPENDITURES	\$ -	\$ 29,865	\$ 52,258	\$ 78,360	\$ 78,360	\$ 82,565
TOTAL APPROPRIATIONS	<u>\$ -</u>	<u>\$ 29,865</u>	<u>\$ 52,258</u>	<u>\$ 78,360</u>	<u>\$ 78,360</u>	<u>\$ 82,565</u>
ENDING BALANCE	<u>\$ 528,965</u>	<u>\$ 589,370</u>	<u>\$ 644,994</u>	<u>\$ 601,634</u>	<u>\$ 601,634</u>	<u>\$ 559,069</u>

Collin County
Adopted District Clerk Court Records Preservation Fund (1056) Summary
FY 2020

Fund used to account for fees paid in each civil case filed in a district court to be used only to digitize court records to preserve them from natural disasters.

	FY 2016 ACTUAL	FY 2017 ACTUAL	FY 2018 ACTUAL	FY 2019 ADOPTED	FY 2019 REVISED	FY 2020 ADOPTED
BEGINNING BALANCE	\$ 415,354	\$ 407,198	\$ 403,424	\$ 501,748	\$ 501,748	\$ 187,049
REVENUE						
FEES/CHARGES FOR SERVICES	\$ 91,844	\$ 95,925	\$ 98,324	\$ 85,000	\$ 85,000	\$ 85,000
INVESTMENT REVENUES	-	-	-	-	-	-
TOTAL REVENUES	\$ 91,844	\$ 95,925	\$ 98,324	\$ 85,000	\$ 85,000	\$ 85,000
TOTAL RESOURCES	<u>\$ 507,198</u>	<u>\$ 503,123</u>	<u>\$ 501,748</u>	<u>\$ 586,748</u>	<u>\$ 586,748</u>	<u>\$ 272,049</u>
EXPENDITURES						
MAINTENANCE & OPERATIONS	\$ 100,000	\$ 99,699	\$ -	\$ 100,000	\$ 399,699	\$ 100,000
TOTAL EXPENDITURES	\$ 100,000	\$ 99,699	\$ -	\$ 100,000	\$ 399,699	\$ 100,000
TOTAL APPROPRIATIONS	<u>\$ 100,000</u>	<u>\$ 99,699</u>	<u>\$ -</u>	<u>\$ 100,000</u>	<u>\$ 399,699</u>	<u>\$ 100,000</u>
ENDING BALANCE	<u>\$ 407,198</u>	<u>\$ 403,424</u>	<u>\$ 501,748</u>	<u>\$ 486,748</u>	<u>\$ 187,049</u>	<u>\$ 172,049</u>

Collin County
Adopted DA Federal Treasury Forfeiture Fund (1060) Summary
FY 2020

	FY 2016 ACTUAL	FY 2017 ACTUAL	FY 2018 ACTUAL	FY 2019 ADOPTED	FY 2019 REVISED	FY 2020 ADOPTED
BEGINNING BALANCE	\$ 464,192	\$ 538,593	\$ 493,089	\$ 638,440	\$ 638,440	\$ 489,803
REVENUE						
INVESTMENT REVENUES	\$ 1,078	\$ 841	\$ 2,298	\$ -	\$ -	\$ -
OTHER REVENUE	<u>73,323</u>	<u>-</u>	<u>143,281</u>	<u>-</u>	<u>-</u>	<u>-</u>
TOTAL REVENUES	\$ 74,401	\$ 841	\$ 145,579	\$ -	\$ -	\$ -
TOTAL RESOURCES	<u>\$ 538,593</u>	<u>\$ 539,434</u>	<u>\$ 638,668</u>	<u>\$ 638,440</u>	<u>\$ 638,440</u>	<u>\$ 489,803</u>
EXPENDITURES						
SALARY & BENEFITS	\$ -	\$ -	\$ -	\$ -	\$ 119,637	\$ 125,682
TRAINING & TRAVEL	\$ -	\$ 29,345	\$ 228	\$ -	\$ -	\$ 5,500
MAINTENANCE & OPERATIONS	\$ -	\$ 17,000	\$ -	\$ -	\$ 29,000	\$ 5,455
TOTAL EXPENDITURES	\$ -	\$ 46,345	\$ 228	\$ -	\$ 148,637	\$ 136,637
TOTAL APPROPRIATIONS	<u>\$ -</u>	<u>\$ 46,345</u>	<u>\$ 228</u>	<u>\$ -</u>	<u>\$ 148,637</u>	<u>\$ 136,637</u>
ENDING BALANCE	<u>\$ 538,593</u>	<u>\$ 493,089</u>	<u>\$ 638,440</u>	<u>\$ 638,440</u>	<u>\$ 489,803</u>	<u>\$ 353,166</u>

Collin County
Adopted Debt Service Fund (3001) Summary
FY 2020

Fund used to account for property tax revenues restricted to be used to meet the county's debt obligation.

	FY 2016 ACTUAL	FY 2017 ACTUAL	FY 2018 ACTUAL	FY 2019 ADOPTED	FY 2019 REVISED	FY 2020 ADOPTED
BEGINNING BALANCE	\$ 17,005,175	\$ 18,983,439	\$ 20,597,415	\$ 22,277,787	\$ 22,277,787	\$ 4,414,503
REVENUE						
TAXES	\$ 53,815,353	\$ 60,441,930	\$ 66,240,808	\$ 72,849,989	\$ 72,849,989	\$ 76,499,888
INTERGOVERNMENTAL REV	292,522	293,275	278,070	297,719	297,719	265,000
INVESTMENT REVENUES	\$ 102,688	\$ 266,323	\$ 456,053	\$ 260,000	\$ 260,000	\$ 260,000
OTHER REVENUE	\$ 29,167,802	\$ -	\$ -	\$ -	\$ 1,457,103	\$ -
TOTAL REVENUES	\$ 83,378,365	\$ 61,001,528	\$ 66,974,931	\$ 73,407,708	\$ 74,864,811	\$ 77,024,888
OTHER FINANCING SOURCES	\$ -	\$ -	\$ -	\$ -	\$ -	\$ -
TOTAL RESOURCES	\$ 100,383,540	\$ 79,984,967	\$ 87,572,346	\$ 95,685,495	\$ 97,142,598	\$ 81,439,391
EXPENDITURES						
DEBT SERVICE	\$ 81,400,101	\$ 59,387,552	\$ 65,294,559	\$ 91,270,992	\$ 92,728,095	\$ 76,469,871
TOTAL EXPENDITURES	\$ 81,400,101	\$ 59,387,552	\$ 65,294,559	\$ 91,270,992	\$ 92,728,095	\$ 76,469,871
TOTAL APPROPRIATIONS	\$ 81,400,101	\$ 59,387,552	\$ 65,294,559	\$ 91,270,992	\$ 92,728,095	\$ 76,469,871
ENDING BALANCE	\$ 18,983,439	\$ 20,597,415	\$ 22,277,787	\$ 4,414,503	\$ 4,414,503	\$ 4,969,520

Collin County
Adopted Liability Insurance Fund (5501) Summary
FY 2020

Internal service fund to account for liability insurance coverage for losses due to theft, mysterious disappearance, and damage or destruction of assets.

	FY 2016 ACTUAL	FY 2017 ACTUAL	FY 2018 ACTUAL	FY 2019 ADOPTED	FY 2019 REVISED	FY 2020 ADOPTED
BEGINNING BALANCE	\$ 1,554,398	\$ 2,224,637	\$ 3,239,406	\$ 3,807,326	\$ 3,807,326	\$ 2,577,006
REVENUE						
INSURANCE/EMPLOYEE BENEFIT	\$ 1,567,347	\$ 1,995,726	\$ 1,805,666	\$ 1,695,000	\$ 1,695,000	\$ 1,695,000
INVESTMENT REVENUES	<u>10,420</u>	<u>29,914</u>	<u>68,012</u>	<u>30,000</u>	<u>30,000</u>	<u>30,000</u>
TOTAL REVENUES	\$ 1,577,767	\$ 2,025,640	\$ 1,873,678	\$ 1,725,000	\$ 1,725,000	\$ 1,725,000
TOTAL RESOURCES	<u>\$ 3,132,165</u>	<u>\$ 4,250,277</u>	<u>\$ 5,113,084</u>	<u>\$ 5,532,326</u>	<u>\$ 5,532,326</u>	<u>\$ 4,302,006</u>
EXPENDITURES						
MAINTENANCE & OPERATIONS	<u>\$ 907,528</u>	<u>\$ 1,010,872</u>	<u>\$ 1,305,758</u>	<u>\$ 1,695,000</u>	<u>\$ 2,955,319</u>	<u>\$ 1,695,000</u>
TOTAL EXPENDITURES	\$ 907,528	\$ 1,010,872	\$ 1,305,758	\$ 1,695,000	\$ 2,955,319	\$ 1,695,000
TOTAL APPROPRIATIONS	<u>\$ 907,528</u>	<u>\$ 1,010,872</u>	<u>\$ 1,305,758</u>	<u>\$ 1,695,000</u>	<u>\$ 2,955,319</u>	<u>\$ 1,695,000</u>
ENDING BALANCE	<u>\$ 2,224,637</u>	<u>\$ 3,239,406</u>	<u>\$ 3,807,326</u>	<u>\$ 3,837,326</u>	<u>\$ 2,577,006</u>	<u>\$ 2,607,006</u>

Collin County
Adopted Workers Compensation Fund (5502) Summary
FY 2020

Internal service fund established to account for a self-insurance program providing medical and indemnity payments as required by law for on-the job related injuries up to a stop loss amount. The plan is administered by a third party.

	FY 2016 ACTUAL	FY 2017 ACTUAL	FY 2018 ACTUAL	FY 2019 ADOPTED	FY 2019 REVISED	FY 2020 ADOPTED
BEGINNING BALANCE	\$ 571,280	\$ 1,142,105	\$ 1,959,758	\$ 2,687,288	\$ 2,687,288	\$ 2,712,288
REVENUE						
INSURANCE/EMPLOYEE BENEFIT	\$ 991,048	\$ 1,045,307	\$ 933,404	\$ 885,000	\$ 885,000	\$ 885,000
INVESTMENT REVENUES	<u>7,282</u>	<u>21,571</u>	<u>51,679</u>	<u>25,000</u>	<u>25,000</u>	<u>25,000</u>
TOTAL REVENUES	\$ 998,330	\$ 1,066,877	\$ 985,083	\$ 910,000	\$ 910,000	\$ 910,000
TOTAL RESOURCES	<u>\$ 1,569,610</u>	<u>\$ 2,208,983</u>	<u>\$ 2,944,841</u>	<u>\$ 3,597,288</u>	<u>\$ 3,597,288</u>	<u>\$ 3,622,288</u>
EXPENDITURES						
MAINTENANCE & OPERATIONS	<u>\$ 427,504</u>	<u>\$ 249,225</u>	<u>\$ 257,553</u>	<u>\$ 885,000</u>	<u>\$ 885,000</u>	<u>\$ 885,000</u>
TOTAL EXPENDITURES	\$ 427,504	\$ 249,225	\$ 257,553	\$ 885,000	\$ 885,000	\$ 885,000
TOTAL APPROPRIATIONS	<u>\$ 427,504</u>	<u>\$ 249,225</u>	<u>\$ 257,553</u>	<u>\$ 885,000</u>	<u>\$ 885,000</u>	<u>\$ 885,000</u>
ENDING BALANCE	<u>\$ 1,142,105</u>	<u>\$ 1,959,758</u>	<u>\$ 2,687,288</u>	<u>\$ 2,712,288</u>	<u>\$ 2,712,288</u>	<u>\$ 2,737,288</u>

Collin County
Adopted Unemployment Insurance Fund (5504) Summary
FY 2020

Internal service fund established to account for the unemployment compensation program administered by the Texas Employment Commission.

	FY 2016 ACTUAL	FY 2017 ACTUAL	FY 2018 ACTUAL	FY 2019 ADOPTED	FY 2019 REVISED	FY 2020 ADOPTED
BEGINNING BALANCE	\$ 691,110	\$ 731,290	\$ 840,015	\$ 944,093	\$ 944,093	\$ 961,250
REVENUE						
INSURANCE/EMPLOYEE BENEFIT	\$ 89,781	\$ 115,385	\$ 126,721	\$ 107,157	\$ 107,157	\$ 112,357
INVESTMENT REVENUES	<u>3,096</u>	<u>7,286</u>	<u>14,779</u>	<u>6,500</u>	<u>6,500</u>	<u>6,500</u>
TOTAL REVENUES	\$ 92,877	\$ 122,671	\$ 141,500	\$ 113,657	\$ 113,657	\$ 118,857
TOTAL RESOURCES	<u>\$ 783,987</u>	<u>\$ 853,961</u>	<u>\$ 981,515</u>	<u>\$ 1,057,750</u>	<u>\$ 1,057,750</u>	<u>\$ 1,080,107</u>
EXPENDITURES						
MAINTENANCE & OPERATIONS	<u>\$ 52,697</u>	<u>\$ 13,946</u>	<u>\$ 37,422</u>	<u>\$ 96,500</u>	<u>\$ 96,500</u>	<u>\$ 96,500</u>
TOTAL EXPENDITURES	\$ 52,697	\$ 13,946	\$ 37,422	\$ 96,500	\$ 96,500	\$ 96,500
TOTAL APPROPRIATIONS	<u>\$ 52,697</u>	<u>\$ 13,946</u>	<u>\$ 37,422</u>	<u>\$ 96,500</u>	<u>\$ 96,500</u>	<u>\$ 96,500</u>
ENDING BALANCE	<u>\$ 731,290</u>	<u>\$ 840,015</u>	<u>\$ 944,093</u>	<u>\$ 961,250</u>	<u>\$ 961,250</u>	<u>\$ 983,607</u>

Collin County
Adopted Insurance Claim Fund (5505) Summary
FY 2020

Internal service fund established to account for the County's group health and dental insurance. The County insurance plan is administered by a third-party.

	FY 2016 ACTUAL	FY 2017 ACTUAL	FY 2018 ACTUAL	FY 2019 ADOPTED	FY 2019 REVISED	FY 2020 ADOPTED
BEGINNING BALANCE	\$ 2,442,401	\$ 5,824,635	\$ 4,766,146	\$ 5,681,160	\$ 5,681,160	\$ 3,100,193
REVENUE						
INSURANCE/EMPLOYEE BENEFIT	\$ 26,326,394	\$ 27,840,138	\$ 30,452,277	\$ 28,555,141	\$ 28,555,141	\$ 30,474,863
INVESTMENT REVENUES	12,857	42,525	78,737	35,000	35,000	30,000
OTHER REVENUE	964,922	1,058,434	1,495,764	800,000	800,000	1,000,000
TOTAL REVENUES	\$ 27,304,173	\$ 28,941,096	\$ 32,026,778	\$ 29,390,141	\$ 29,390,141	\$ 31,504,863
OTHER FINANCING SOURCES	\$ -	\$ -	\$ -	\$ -	\$ 1,500,000	\$ -
TOTAL RESOURCES	\$ 29,746,574	\$ 34,765,731	\$ 36,792,924	\$ 35,071,301	\$ 36,571,301	\$ 34,605,056
EXPENDITURES						
SALARY & BENEFITS	\$ 220,272	\$ 230,951	\$ 243,580	\$ 261,864	\$ 261,864	\$ 263,176
TRAINING & TRAVEL	2,014	2,895	4,360	12,000	12,000	12,000
MAINTENANCE & OPERATIONS	23,699,653	29,765,739	30,863,824	27,847,244	33,197,244	31,997,244
TOTAL EXPENDITURES	\$ 23,921,939	\$ 29,999,585	\$ 31,111,763	\$ 28,121,108	\$ 33,471,108	\$ 32,272,420
TOTAL APPROPRIATIONS	\$ 23,921,939	\$ 29,999,585	\$ 31,111,763	\$ 28,121,108	\$ 33,471,108	\$ 32,272,420
ENDING BALANCE	\$ 5,824,635	\$ 4,766,146	\$ 5,681,160	\$ 6,950,193	\$ 3,100,193	\$ 2,332,636

Collin County
Adopted Animal Safety Fund (5990) Summary
FY 2020

Internal service fund used to account for animal shelter and control services for the County as well as other cities within the County.

	FY 2016 ACTUAL	FY 2017 ACTUAL	FY 2018 ACTUAL	FY 2019 ADOPTED	FY 2019 REVISED	FY 2020 ADOPTED
BEGINNING BALANCE	\$ 3,198,670	\$ 3,183,875	\$ 3,243,660	\$ 3,501,081	\$ 3,501,081	\$ 3,451,371
REVENUE						
FEES/CHARGES FOR SERVICES	\$ 1,184,727	\$ 1,264,088	\$ 1,549,488	\$ 1,400,000	\$ 1,400,000	\$ 1,470,000
INVESTMENT REVENUES	\$ 4,992	\$ 10,613	\$ 24,125	\$ 9,500	\$ 9,500	\$ 10,000
OTHER REVENUE	3,214	7,876	(294)	-	-	-
TOTAL REVENUES	\$ 1,192,933	\$ 1,282,577	\$ 1,573,319	\$ 1,409,500	\$ 1,409,500	\$ 1,480,000
TOTAL RESOURCES	\$ 4,391,603	\$ 4,466,452	\$ 4,816,979	\$ 4,910,581	\$ 4,910,581	\$ 4,931,371
EXPENDITURES						
SALARY & BENEFITS	\$ 774,473	\$ 772,244	\$ 855,863	\$ 968,636	\$ 968,636	\$ 1,013,453
TRAINING & TRAVEL	5,232	3,102	6,794	12,044	12,044	11,769
MAINTENANCE & OPERATIONS	272,881	281,374	293,267	389,976	452,904	379,641
CAPITAL OUTLAY	142,049	14,613	8,933	13,000	25,626	137,000
TOTAL EXPENDITURES	\$ 1,194,636	\$ 1,071,333	\$ 1,164,858	\$ 1,383,656	\$ 1,459,209	\$ 1,541,863
TRANSFERS/FULL ACC ADJ	\$ 13,092	\$ 151,459	\$ 151,041	\$ -	\$ -	\$ -
TOTAL APPROPRIATIONS	\$ 1,207,728	\$ 1,222,792	\$ 1,315,899	\$ 1,383,656	\$ 1,459,209	\$ 1,541,863
ENDING BALANCE	\$ 3,183,875	\$ 3,243,660	\$ 3,501,081	\$ 3,526,925	\$ 3,451,371	\$ 3,389,508
CAPITAL ASSET VALUE-BUILDING	\$ 1,874,487	\$ 1,779,594	\$ 1,684,701	\$ 1,684,701	\$ 1,684,701	\$ 1,684,701
CAPITAL MACHINERY & EQUIP	268,501	208,618	149,124	149,124	149,124	149,124
FUND BALANCE AFTER CAP ASSETS	\$ 1,040,887	\$ 1,255,448	\$ 1,667,256	\$ 1,693,100	\$ 1,617,546	\$ 1,555,683
ANIMAL SHELTER RESERVES				\$ 1,018,845	\$ 1,018,845	\$ 879,587
FUND BALANCE AFTER RESERVES	\$ 1,040,887	\$ 1,255,448	\$ 1,667,256	\$ 674,255	\$ 598,701	\$ 676,096

Collin County
Adopted CSCD Fund Summary
FY 2020

State Agency Fund established to account for operations of community supervision and corrections.

	FY 2016 ACTUAL	FY 2017 ACTUAL	FY 2018 ACTUAL	FY 2019 ADOPTED	FY 2019 REVISED	FY 2020 ADOPTED
BEGINNING BALANCE	\$ 3,806,961	\$ 3,467,421	\$ 3,763,411	\$ 3,531,957	\$ 3,531,957	\$ 3,635,706
REVENUE						
FEES/CHARGES FOR SERVICES	\$ 4,207,967	\$ 4,137,775	\$ 4,627,424	\$ 3,932,690	\$ 3,932,690	\$ 3,938,000
INTERGOVERNMENTAL REV	2,380,655	3,103,429	2,418,824	2,748,366	2,748,366	3,264,463
INVESTMENT REVENUES	14,736	27,656	45,122	-	-	-
OTHER REVENUE	11,693	16,354	26,679	-	-	-
TOTAL REVENUES	\$ 6,615,050	\$ 7,285,213	\$ 7,118,048	\$ 6,681,056	\$ 6,681,056	\$ 7,202,463
OTHER FINANCING SOURCES	\$ 253,029	\$ 255,872	\$ 366,245	\$ -	\$ 543,605	\$ -
TOTAL RESOURCES	\$ 10,675,039	\$ 11,008,505	\$ 11,247,704	\$ 10,213,013	\$ 10,756,618	\$ 10,838,169
EXPENDITURES						
SALARY & BENEFITS	\$ 5,792,875	\$ 5,922,253	\$ 6,141,370	\$ 6,577,307	\$ 6,577,307	\$ 6,914,463
TRAINING & TRAVEL	51,558	52,188	54,689	-	-	-
MAINTENANCE & OPERATIONS	1,110,157	988,714	1,125,784	-	-	-
CAPITAL OUTLAY	-	26,068	27,659	-	-	-
TOTAL EXPENDITURES	\$ 6,954,590	\$ 6,989,223	\$ 7,349,502	\$ 6,577,307	\$ 6,577,307	\$ 6,914,463
TRANSFERS	\$ 253,029	\$ 255,872	\$ 366,245	\$ -	\$ 543,605	\$ -
TOTAL APPROPRIATIONS	\$ 7,207,619	\$ 7,245,094	\$ 7,715,747	\$ 6,577,307	\$ 7,120,912	\$ 6,914,463
ENDING BALANCE	\$ 3,467,421	\$ 3,763,411	\$ 3,531,957	\$ 3,635,706	\$ 3,635,706	\$ 3,923,706

Collin County
Adopted CPS Board Fund (6800) Summary
FY 2020

State Agency Fund established to account for the County contribution to the Child Protective Services Board.

	FY 2016 ACTUAL	FY 2017 ACTUAL	FY 2018 ACTUAL	FY 2019 ADOPTED	FY 2019 REVISED	FY 2020 ADOPTED
BEGINNING BALANCE	\$ 7,722	\$ 23,147	\$ 37,362	\$ 39,433	\$ 39,433	\$ 45,378
REVENUE						
INVESTMENT REVENUES	\$ 91	\$ 91	\$ 156	\$ 75	\$ 75	\$ -
TOTAL REVENUES	\$ 91	\$ 91	\$ 156	\$ 75	\$ 75	\$ -
OTHER FINANCING SOURCES	\$ 48,000	\$ 48,000	\$ 48,000	\$ 47,200	\$ 47,200	\$ 47,200
TOTAL RESOURCES	<u>\$ 55,813</u>	<u>\$ 71,239</u>	<u>\$ 85,519</u>	<u>\$ 86,708</u>	<u>\$ 86,708</u>	<u>\$ 92,578</u>
EXPENDITURES						
TRAINING & TRAVEL	\$ -	\$ 8,138	\$ 7,420	\$ 7,500	\$ 7,500	\$ 11,500
MAINTENANCE & OPERATIONS	32,666	25,739	38,665	38,830	33,830	34,830
TOTAL EXPENDITURES	\$ 32,666	\$ 33,876	\$ 46,085	\$ 46,330	\$ 41,330	\$ 46,330
TOTAL APPROPRIATIONS	<u>\$ 32,666</u>	<u>\$ 33,876</u>	<u>\$ 46,085</u>	<u>\$ 46,330</u>	<u>\$ 41,330</u>	<u>\$ 46,330</u>
ENDING BALANCE	<u>\$ 23,147</u>	<u>\$ 37,362</u>	<u>\$ 39,433</u>	<u>\$ 40,378</u>	<u>\$ 45,378</u>	<u>\$ 46,248</u>