



# CAPITAL IMPROVEMENT PROJECTS



**FY 2022**

**TABLE OF CONTENTS**

Introduction.....1  
     Definition of a Capital Improvement.....1  
     Capital Improvement Financing.....1  
     Capital Improvement Selection Process.....2  
 Debt Policy.....3  
 Bond Elections.....6  
     2003 Bond Status.....6  
     2003 Tax Notes.....7  
     2007 Bond Status.....8  
     2018 Tax Notes.....10  
     2018 Bond Status.....10  
 Impact on the Operating Budget.....11  
     City Road Projects.....11  
     County Road Projects.....12  
     Facility Projects.....12  
     Open Space Projects.....13  
     Tax Notes Projects.....14  
     Discretionary/Contingency Projects.....14  
 Capital Improvement Project Funding Summaries.....15  
 Capital Improvement Detail Pages.....19  
     City Road Projects.....19  
     County Road Projects.....58  
     Facility Projects.....106  
     Open Space Projects.....117  
     Tax Notes Projects.....148

**TABLES & FIGURES**

**Figure 1** – Capital Project Process.....2

**Table 1** – 2021 Bond Ratings.....4

**Table 2** – Schedule of Requirements.....5

**Figure 2** – Schedule of Requirements.....6

**Table 3** – 2003 Bond Election Sales by Year.....7

**Figure 3** – 2003 Bond Election Sales.....7

**Table 4** – 2007 Bond Sales by Year.....8

**Figure 4** – 2007 Bond Projects by City.....9

**Table 5** – 2018 Bond Election Projected Sales by Year.....11

**Table 6** – Operating Impact by Project Group.....14

**Table 7** – Operating Impact by Fund.....15

**Table 8** – Budgeted Revenues and Expenditures by Bond/Tax Note Series.....16

**Table 9** – FY 2022 Budgeted Revenues and Expenditures.....17

**Figure 5** – Capital Project Quick Facts.....18

## Introduction

### **Definition of a Capital Improvement**

Collin County defines a Capital Improvement as an investment of public funds into infrastructure projects that add value to the physical assets or increase their useful life. Improvements include major construction, acquisition, and renovations. While annual capital expenditures are defined as individual purchases with a value of \$5,000 or more and taking less than a year to complete, capital improvements are not defined using a dollar threshold. They are instead life to date projects that take longer than one year to finish and funded with debt. Capital projects fall into one of the five project types listed below:

- City Roads
- County Roads
- Facilities
- Open Space
- Tax Notes

Each of these project types are described in detail in the section titled “Impact on the Operating Budget”. The Capital Improvement Program is a multi-year infrastructure plan which matches the County’s highest priority capital needs while balancing the County’s financial constraints. The total project to date budget for Capital Improvement Projects in FY 2022 is \$699,684,640. Projects included in the budget are active projects that either have funding available or have funding encumbered on an interlocal agreement or contract. Once a project is finished and all funding has been spent it is no longer considered an active project. A break down by project group can be found In Table 8 and 9. The project details begin on Page 19.

### **Capital Improvement Financing**

Collin County issues general obligation bonds and tax notes to finance major capital projects. Capital Projects funded with bonds or other indebtedness are managed during construction by a multiyear budget.

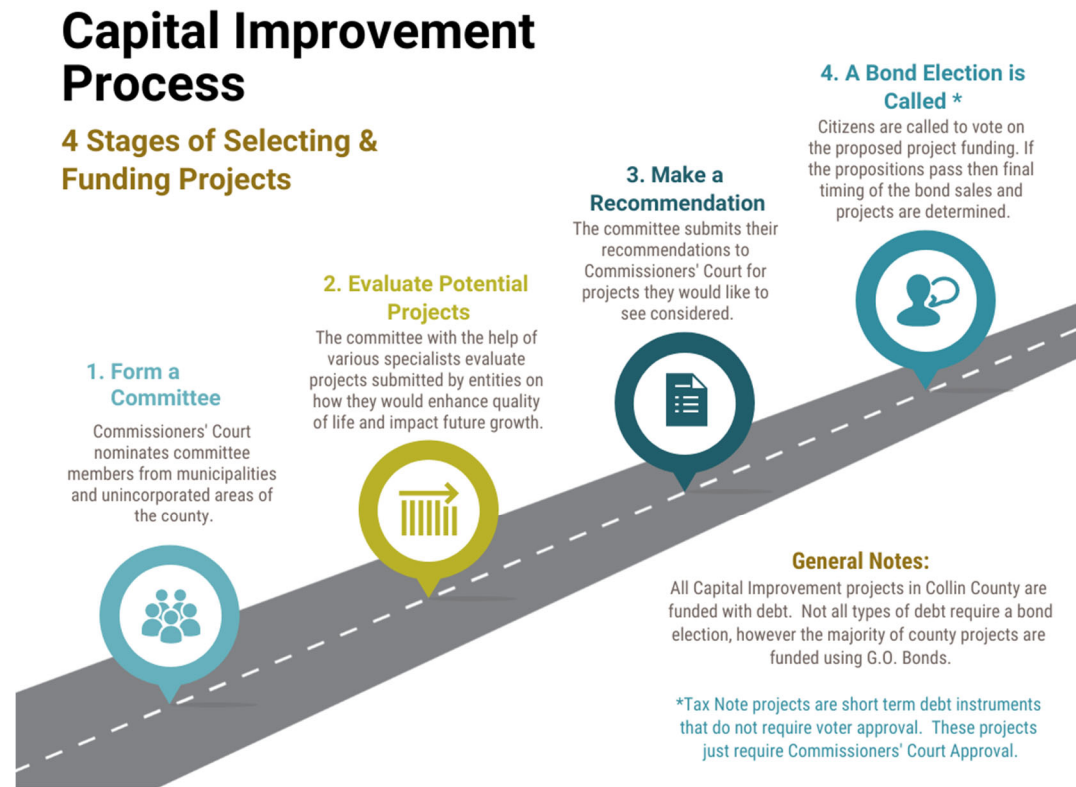
General Obligation bonds are municipal bonds backed by the credit and taxing power of the County. Collin County utilizes these types of bonds for funding most types of capital projects with the exception of information technology improvements.

Tax notes, or Tax Anticipation Notes, are short-term debt instruments used to finance projects before tax revenues are received. Once the County receives the taxes the debts are repaid according to the repayment schedule. Collin County utilizes tax notes for large information technology and building construction county-wide projects.

### Capital Improvement Selection Process

Collin County relies on input from various different entities and sources to determine project needs. Each type of capital project has its own selection process for deciding what project gets funded, but they all are funded with debt. See Figure 1 for a snapshot of the process.

Figure 1 – Capital Project Process



City and County Road projects are guided by Collin County's Mobility Plan. The Mobility Plan is updated every five years and includes input from Commissioners' Court, the Planning Board, the Engineering Department, 31 local governments, Dallas Area Rapid Transit, and North Central Texas Council of Governments. Input through public workshops from residents and others utilizing the road ways is also considered. A committee of citizens evaluates submitted projects and makes a recommendation to Commissioners' Court.

Facility projects are based on the input of county departments such as the Building Superintendent and elected officials. A space study is done each year to determine if the office space available is sufficient to meet the needs of each department as well as project future staffing levels to aid in determining when expansion is necessary.

Open Space projects are submitted through the Project Funding Assistance Program. Entities eligible for funding include municipalities, nonprofits, school districts and nonpolitical groups. All applications are reviewed by the Collin County Parks Foundation Advisory Board. Project goals must be similar to and support or advance the mission published in the Collin County Parks and Open Space Strategic Plan. Priority is given to land acquisition, region trail connectors or trail projects and capital improvement projects for open space in that order. The advisory board reviews all applications and makes a recommendation to Commissioners' Court for what projects should be funded. In the 2018 Bond Election, Proposition C set aside \$10 million for Open Space projects. Each year for five years (2019-2023) \$2 million will be sold and available for projects.

Tax Note project priorities are based on department and elected official input much like facility projects. The County relies on the Information Technology Department heavily for guidance on the need for Technology enhancements. Requests for enhancements are also received from elected officials and other department heads. Most technology projects are cash funded in the General Fund and so are not considered capital improvement projects. Tax Notes are not utilized as often as the other four types since they are short term debt and don't require voter approval.

### **Debt Policy**

The County's legal limits on debt are stated in the Constitution of the State of Texas, Article 3, Section 52. It says that by an affirmative vote of two-thirds majority of the voting qualified voters of the county, the County may issue bonds or otherwise lend its credit in any amount not to exceed one-fourth of the assessed valuation of the real property of the County. The County must set up a sinking fund and levy and collect taxes to pay the interest and principal of the annual required debt service until the debt is retired.

While Collin County does not have a formal debt policy, Collin County tries to keep the debt portion of the tax rate at no more than 5.5 cents or no more than 30% of the total tax rate. When selling debt the County’s goal is to not increase the tax rate as to have the least amount of impact on operations. All know impacts of the sale of debt on operations is explained in the Operational Impacts section as well as on all individual project detail pages found in the Capital Improvement Book on the County website. The County’s debt limit is 25% of assessed value of real property. The assessed value of the real property in the County is \$155.3 Billion and one quarter of this amount is \$38.8 Billion. Collin County’s total debt is \$675.9 Million to be paid over the years until 2041.

Table 1 – 2021 Bond Ratings

| BOND ISSUE                                       | MOODY'S<br>INVESTORS SERVICES | STANDARD &<br>POOR'S |
|--------------------------------------------------|-------------------------------|----------------------|
| LIMITED TAX REFUNDING BONDS, TAXABLE SERIES 2021 | <b>Aaa</b>                    | <b>AAA</b>           |
| LIMITED TAX REFUNDING BONDS, TAXABLE SERIES 2021 | <b>Aaa</b>                    | <b>AAA</b>           |

The County relies on the advice of a professional outside financial advisor and its own financial officers about when it is advisable to issue new debt. A guiding principle on the issuance of new debt is the desire of the County to continue to maintain AAA bond ratings. We are well within the permissible limits set out by these advisors to continue with this goal. Details about Collin County’s Bond Issues can be found at [emma.msrb.org](http://emma.msrb.org) and the [Collin County Website](#).

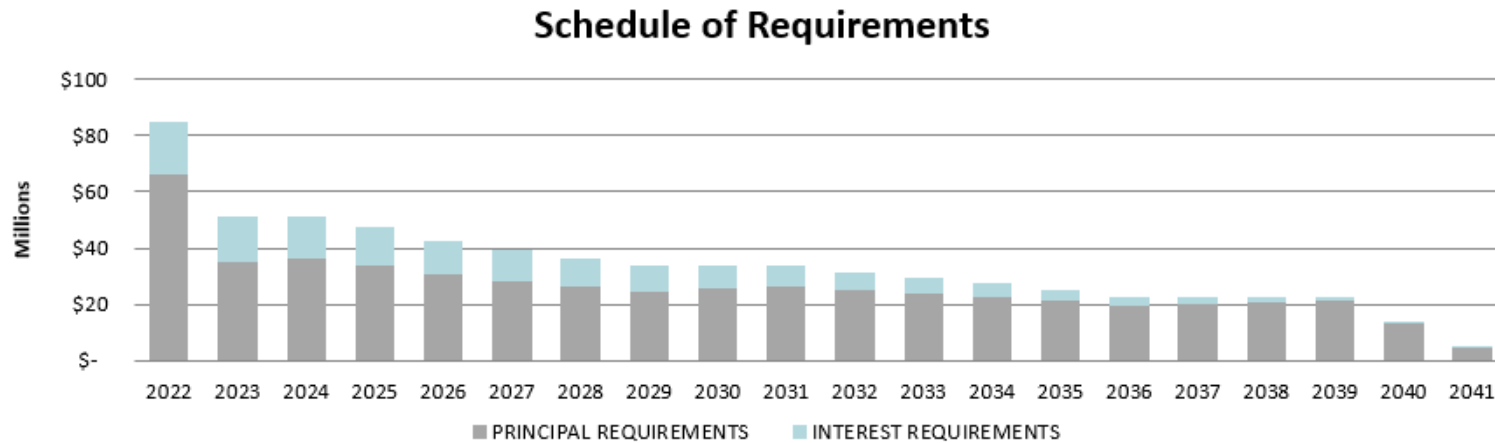
Table 2 – Schedule of Requirements

**Schedule of Debt Requirements**

**All Bond Issues**

| FISCAL YEAR | PRINCIPAL REQUIREMENTS | INTEREST REQUIREMENTS | TOTAL REQUIREMENTS    |
|-------------|------------------------|-----------------------|-----------------------|
| 2022        | \$ 66,200,000          | \$ 18,477,929         | \$ 84,677,929         |
| 2023        | \$ 35,160,000          | \$ 16,169,704         | \$ 51,329,704         |
| 2024        | \$ 36,430,000          | \$ 14,928,554         | \$ 51,358,554         |
| 2025        | \$ 33,540,000          | \$ 13,692,570         | \$ 47,232,570         |
| 2026        | \$ 30,440,000          | \$ 12,417,205         | \$ 42,857,205         |
| 2027        | \$ 28,050,000          | \$ 11,211,985         | \$ 39,261,985         |
| 2028        | \$ 26,495,000          | \$ 10,096,107         | \$ 36,591,107         |
| 2029        | \$ 24,595,000          | \$ 9,074,082          | \$ 33,669,082         |
| 2030        | \$ 25,590,000          | \$ 8,105,274          | \$ 33,695,274         |
| 2031        | \$ 26,550,000          | \$ 7,161,423          | \$ 33,711,423         |
| 2032        | \$ 25,130,000          | \$ 6,244,837          | \$ 31,374,837         |
| 2033        | \$ 23,835,000          | \$ 5,330,591          | \$ 29,165,591         |
| 2034        | \$ 22,860,000          | \$ 4,454,025          | \$ 27,314,025         |
| 2035        | \$ 21,640,000          | \$ 3,654,253          | \$ 25,294,253         |
| 2036        | \$ 19,595,000          | \$ 2,937,569          | \$ 22,532,569         |
| 2037        | \$ 20,130,000          | \$ 2,248,538          | \$ 22,378,538         |
| 2038        | \$ 20,850,000          | \$ 1,527,034          | \$ 22,377,034         |
| 2039        | \$ 21,565,000          | \$ 818,175            | \$ 22,383,175         |
| 2040        | \$ 13,560,000          | \$ 293,044            | \$ 13,853,044         |
| 2041        | \$ 4,760,000           | \$ 53,550             | \$ 4,813,550          |
|             | <b>\$ 526,975,000</b>  | <b>\$ 148,896,449</b> | <b>\$ 675,871,449</b> |

Figure 2 – Schedule of Requirements



**Bond Elections**

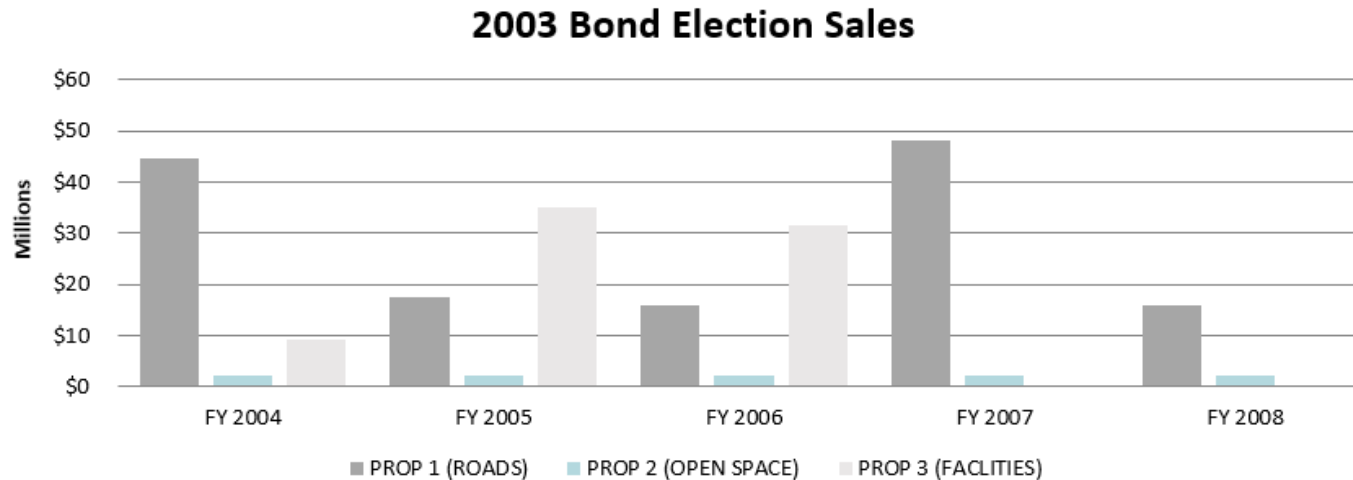
**2003 Bond Status**

On November 3, 2003, Collin County called a bond election totaling \$229 million on three propositions. Proposition One was to issue bonds in the amount of \$142 million for construction, maintenance and operation of roads and turnpikes throughout the County, including participation in the cost of joint State Highway and joint city projects. Proposition Two was to issue bonds in the amount of \$11 million for the purpose of acquiring and improving land for park and open space purposes, including joint county-city projects. Proposition Three was to issue bonds in the amount of \$76 million to acquire, construct, improve, renovate and equip juvenile and adult detention facilities, including court facilities and acquisition of land. The voters of Collin County approved all three propositions. The schedule for the construction of the projects approved in this bond election was coordinated with the County’s Debt Management Plan to ensure that projected capital funding requirements were consistent with plans for the sale of authorized General Obligation bonds and tax notes.

Table 3 – 2003 Bond Election Sales by Year

| 2003 Bond Election Sales |                     |                     |                     |                     |                     |                      |
|--------------------------|---------------------|---------------------|---------------------|---------------------|---------------------|----------------------|
|                          | FY 2004             | FY 2005             | FY 2006             | FY 2007             | FY 2008             | TOTAL                |
| PROP 1 (ROADS)           | \$44,550,000        | \$17,360,000        | \$15,920,000        | \$48,190,000        | \$15,980,000        | \$142,000,000        |
| PROP 2 (OPEN SPACE)      | \$2,200,000         | \$2,200,000         | \$2,200,000         | \$2,200,000         | \$2,200,000         | \$11,000,000         |
| PROP 3 (FACILITIES)      | \$9,250,000         | \$35,150,000        | \$31,600,000        | \$0                 | \$0                 | \$76,000,000         |
| <b>TOTAL</b>             | <b>\$56,000,000</b> | <b>\$54,710,000</b> | <b>\$49,720,000</b> | <b>\$50,390,000</b> | <b>\$18,180,000</b> | <b>\$229,000,000</b> |

Figure 3 – 2003 Bond Election Sales



### 2003 Tax Notes

In addition to the \$229,000,000 from the 2003 Bond Program, short-term debt was sold to fund important acquisitions and projects for the County. Some of the items funded with short-term tax notes include court imaging, the web project, fiber and the voice over internet protocol phone system. \$25,000,000 in short term debt was sold to purchase an Enterprise Resource Planning System and a Judicial System. The Enterprise Resource Planning System included accounting, reporting, purchasing, human resources, budgeting,

fleet, building permits and other core software needs. The new Judicial System integrated the District, County and Justice of the Peace Courts with the District and County Clerks offices as well as the District Attorney.

### 2007 Bond Status

On November 6, 2007, Collin County called a bond election totaling \$328.9 million on three propositions. The Commissioners Court set the funding for the 2007 Transportation Bond at \$235.6 million, the Facilities Bond at \$76.3 million and the Parks & Open Space Bond at \$17 million.

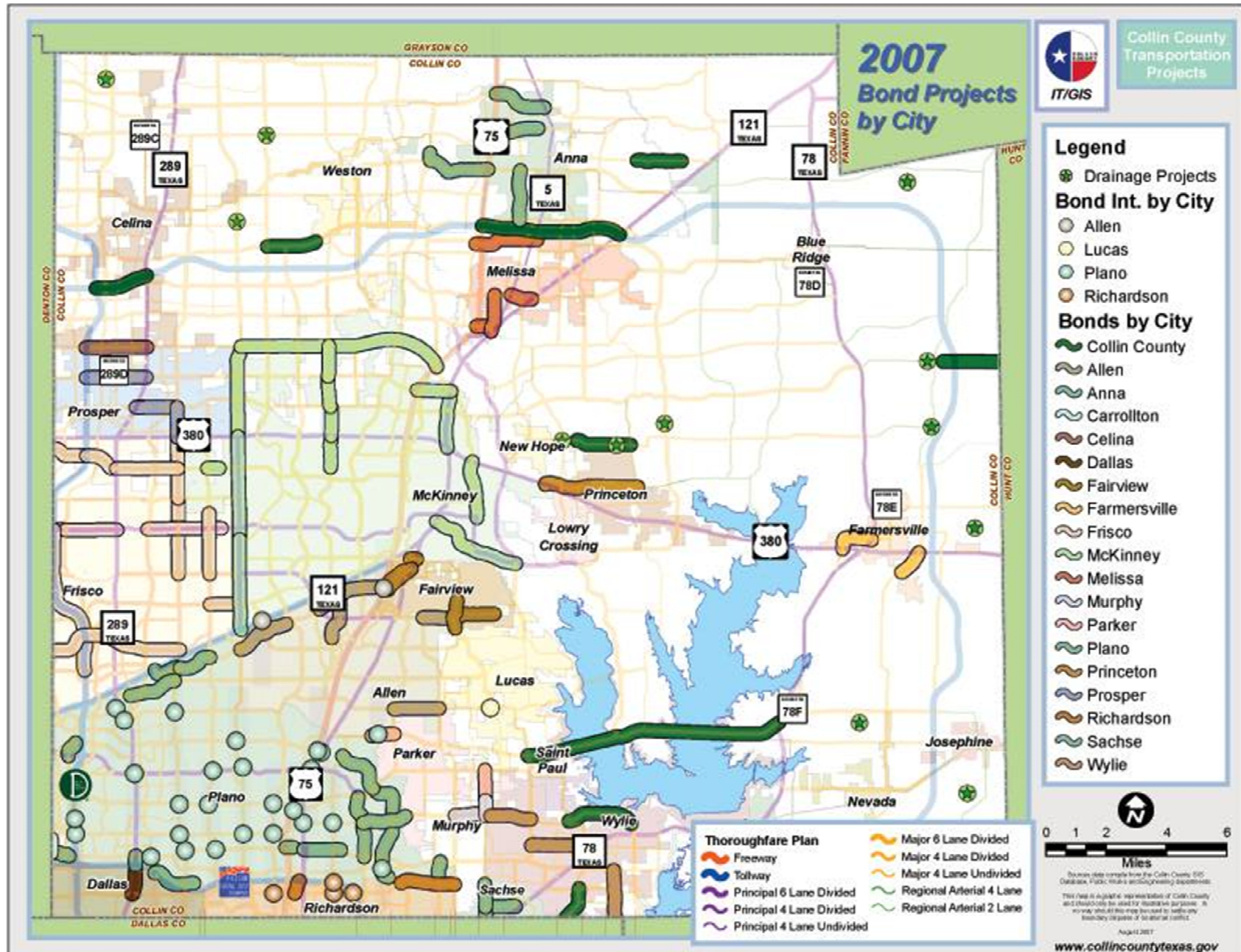
The voters of Collin County approved all three propositions. The schedule for the construction of the projects approved in this bond election were coordinated with the County’s Debt Management Plan to ensure that projected capital funding requirements were consistent with plans for the sale of authorized General Obligation bonds and tax notes. Funding for these three programs was set based on anticipated bond capacity necessary without raising County taxes.

Table 4 – 2007 Bond Sales by Year

#### 2007 Bond Election Sale

|                         | FY 2008             | FY 2009             | FY 2011             | FY 2012             | FY 2013             | FY 2014             | FY 2015             | FY 2016             | FY 2019             | TOTAL                |
|-------------------------|---------------------|---------------------|---------------------|---------------------|---------------------|---------------------|---------------------|---------------------|---------------------|----------------------|
| TRANSPORTATION BOND     | \$25,020,000        | \$15,835,000        | \$28,490,000        | \$36,500,000        | \$28,000,000        | \$27,500,000        | \$43,473,000        | \$30,782,000        | \$0                 | \$235,600,000        |
| FACILITIES BOND         | \$4,500,000         | \$26,000,000        | \$0                 | \$0                 | \$0                 | \$0                 | \$0                 | \$0                 | \$ 45,800,000       | \$76,300,000         |
| PARKS & OPEN SPACE BOND | \$0                 | \$2,400,000         | \$2,100,000         | \$3,500,000         | \$2,200,000         | \$2,200,000         | \$2,300,000         | \$2,300,000         | \$0                 | \$17,000,000         |
| <b>TOTAL</b>            | <b>\$29,520,000</b> | <b>\$44,235,000</b> | <b>\$30,590,000</b> | <b>\$40,000,000</b> | <b>\$30,200,000</b> | <b>\$29,700,000</b> | <b>\$45,773,000</b> | <b>\$33,082,000</b> | <b>\$45,800,000</b> | <b>\$328,900,000</b> |

Figure 4 – 2007 Bond Projects by City



## 2018 Tax Notes

Commissioners' Court approved the issuance of \$18.1 Million for facility and technology projects. These tax notes were fully funded by the Debt Service fund balance for a 1-year term that came due August 15, 2019. The projects include \$1.4 million for the expansion of the Medical Examiner's building, \$2.2 million for the remodel of the Plano offices, \$3.2 million for a new facility for the Justice of the Peace and Constable staff in Precinct No. 2 and \$10.2 million for new Elections equipment and technology. There was \$1 million set aside in contingency for the identified projects.

## 2018 Bond Status

On November 6, 2018 Collin County called a bond election in the amount of \$750 million for transportation and open space projects on three propositions.

Proposition A in the amount of \$600 million will be for non-toll high speed highways and freeways and related service and frontage roads including participation in joint county-state and county-city projects. Studies show that congestion in Collin County and in the fast growing North Texas corridor will only get worse in the coming years. In fact, from 2000-2017, Collin County has grown by 80%, McKinney by 200%, Frisco by 350% and Prosper by 600%. Collin County will continue to grow, leading to more jobs, more economic opportunities and more traffic. To speed up travel times and avoid gridlock, new non-tolled freeways need to be built along highly traveled roads. This proposition provides for the construction of non-tolled freeways that will alleviate congestion while safely and efficiently transporting residents to work, home and play.

Proposition B for \$140 million is meant for the construction on roads including participation in joint county-state and county-city projects. Congested streets in Collin County are a large problem that cannot be fixed solely with new roads. In addition to new roads, expanding and repairing existing roadways is a vital part of preparing Collin County for future growth.

Proposition C will be for the acquisition and improvement of land for park and open space purposes. Funding is \$10 million total to be sold over the course of 5 years in \$2 million increments. Parks and other entertainment venues provide our communities with much-needed outdoor activity and gathering places. New parks will need to be built to service our growing local neighborhoods. This proposition provides for the construction of new parks and open spaces, which will provide communal spaces for Collin County residents as well as residents from surrounding communities.

The voters of Collin County approved all three propositions. The first bond sale took place February 20, 2019. Table 12 is a schedule of projected bond sales over the next 5 years.

Table 5 – 2018 Bond Election Projected Sales by Year

**2018 Bond Election Projected Sales**

|                                 | FY 2019              | FY 2020              | FY 2021              | FY 2022              | FY 2023              | TOTAL                |
|---------------------------------|----------------------|----------------------|----------------------|----------------------|----------------------|----------------------|
| PROP A - FREEWAYS (NON TOLL)    | \$100,155,000        | \$111,800,000        | \$63,600,000         | \$135,708,807        | \$188,736,193        | \$600,000,000        |
| PROP B - THOROUGHFARES (CITIES) | \$8,500,000          | \$62,500,000         | \$45,000,000         | \$24,000,000         | \$0                  | \$140,000,000        |
| PROP C - PARKS & OPEN SPACE     | \$2,000,000          | \$2,000,000          | \$2,000,000          | \$2,000,000          | \$2,000,000          | \$10,000,000         |
| <b>TOTAL</b>                    | <b>\$110,655,000</b> | <b>\$176,300,000</b> | <b>\$110,600,000</b> | <b>\$161,708,807</b> | <b>\$190,736,193</b> | <b>\$750,000,000</b> |

### Impact on the Operating Budget

Collin County has five types of active capital projects: city roads, county roads, facilities, open space and tax notes. Below is a breakdown of what is included in each type of capital project. Also explained is any operating or maintenance expense that could result from each project type with examples of some of the large County projects found in this year's budget.

### **City Road Projects**

City road projects are participation projects with cities to assist with funding roads within their jurisdiction. These consist of rebuilding bridges, improving roads and the purchase of right of way. Since these roads do not belong to the County, the County has no ongoing maintenance cost. The cities are responsible for maintaining these roads.

These projects are grouped by city with the exception of "County City" projects. These projects are city roads that the County is managing with no financial participation from the cities. These projects like other city roads will not have any operational impact to the County unless a portion of the road is in the unincorporated area. As a part of the 2018 Bond Election the County sold funding for two County City projects that will have at least partial segments that will be maintained by the County. These road projects are concrete roads as

opposed to asphalt and rock roads that are normally maintained by the County. While concrete roads are made to last significantly longer than asphalt or rock, they can require maintenance and the County estimates the annual maintenance to be 2% of the cost of constructing the road.

### **County Road Projects**

County road projects consist of County Bridges, County Regional and County Rural roads on the County's Thoroughfare Plan. County bridge projects are replacement projects for existing bridges and drainage improvements in Collin County and so do not require budgeting any additional maintenance. County Regional projects span across multiple jurisdictions and are mainly made up of highways and arterials that help get people to and from the highway systems. These projects are overseen by the State of Texas (TxDOT) as well as NTTA and include new arterials, right of way participation with cities as well as TxDOT, and road improvements. Regional roads are maintained by the state or the NTTA if they are tollways and so the County has no maintenance responsibility. There are a series of projects related to the Collin County Outer Loop to purchase right of way and construct service roads. These roads will be concrete and follow the same guidelines for maintenance cost of 2% of construction. County Rural roads are roads as well as some bridges that fall in the unincorporated areas of the county. Rural projects include road improvements, drainage improvements and right of way acquisition. None of these projects require additional funding for maintenance because the County is not adding additional roadway, but rather improving the existing structures. For every mile of asphalt road it costs the County an average of \$11,500 a year to maintain. Included in the FY 2022 Road & Bridge Fund budget for County Road projects is \$237,690 and of that \$37,950 is for existing rural road improvement projects in the Road and Bridge Fund.

The County has a 50 Mile Program designed to help transition the County from dirt and rock roads to asphalt by converting 50 miles per year until all roads have been converted. Since the inception of this program Public Works has paved over 500 miles and has approximately 25 miles remaining to improve. The conversion of these roads to asphalt will ultimately save the County money on maintenance. The cost of re-rocking a road averages \$80,000 per mile and has to be re-done every 2-4 years depending on the use of the road. Other benefits of converting to asphalt include reduced dust and road material in the air as well as increased safety for drivers in all weather conditions.

### **Facility Projects**

Facility projects consist of improving, expanding or constructing facilities. Improvements to the existing buildings usually do not have an operational impact because the space already exist and maintenance is already budgeted. When the County expands an existing building or builds a new building there could be staffing, utility or even contracted services that are impacted. Additional staff could include

maintenance staff or staff for the departments being expanded or both. None of the County's existing facilities projects are anticipated to need additional maintenance staff, but the average cost to add a Maintenance Technician is \$120,000 including a vehicle, uniforms and required tools in FY 2022. Another type of operational impact is utility cost. The utility costs are dependent on location and what providers are required to be used. Some areas of the County have mandatory Co-Ops that provide power, while other areas we are able to use our contracted rates. Up until FY 2022, the county had a custodial contract for cleaning services where we paid by the square foot. As a part of the FY 2022 budget the county decided to bring this in-house and hire our own staff to keep the facilities clean. Due to this change, when additional square footage is added to buildings it will no longer have a material impact on the operating budget unless it requires additional staff. As explained in "Accounting System" in the Executive Summary of the budget book, the County budgets by category. For items like utilities that are budgeted in the maintenance and operations category; if an impact is expected to exceed the budgeted funding in a department for the category then additional funds would need to be budgeted. However, if the category has the ability to absorb the impact then no additional funding would be budgeted.

The largest facilities project the County is working on in FY 2022 is the expansion of the jail. The County has hired a consulting firm to conduct a study on the jail to evaluate the operations and provide recommendations for staffing levels as well as the design of the expansion. The study and plans have now been completed and construction is about to begin. This project will require the addition of 52 new employees including their training and equipment costs. The operational costs will be budgeted in the General Fund. Other notable facility projects are the renovation of the Plano 900 Building and the new Sub Courthouse in Lavon, TX. The remodel of the Plano 900 Building is expected to have no impact on operational costs. The new Sub Courthouse in Lavon, TX is 2,600 square feet larger than the current rented space in Farmersville, TX. The utilities' cost is expected to increase from \$6,000 a year to \$8,000. While this is an increase to the operational cost, the County overall will see a decrease in operational costs with the elimination of rent when the building is complete in FY 2022. The remainder of the facilities projects listed in the detail are ones that have been completed and have remaining funds, but no additional expansions or improvements are planned at this time.

### Open Space Projects

Open Space projects are mostly partnerships with cities to assist with the improvements of land for public use for parks and recreation. The County does have a few parks that are maintained by the County such as Myers Park, Parkhill Prairie and Sister Grove. The majority of the parks belong to the cities and do not require County maintenance. Parkhill Prairie and Sister Grove are maintained by caretakers and are budgeted annually in the General Fund. In FY 2022 the contracts total \$16,800 for both parks. Myers Park is maintained by a larger County staff and is also budgeted in the General Fund. The total budget for Myers Park in FY 2022 is \$814,534 including staff, maintenance and training.

### Tax Notes Projects

Tax Note projects are information technology projects as well as building construction projects that help the County to better serve its citizens. As a part of the 2018 Tax Notes the County purchased a new election system that will have an impact on the operating budget. The new election system requires the purchase of thermal paper used in the voting machines. The added cost of the paper is \$90,000 a year in the General Fund. In addition to the paper the new system will cost \$544,041 in maintenance in FY 2022. The operational impact is an 86% increase in maintenance costs. Maintenance for all technology and facilities projects are included in the General Fund after the first year. Operational costs included in the General Fund budget for all Tax Note projects in FY 2022 is \$1,703,716. Future year estimates are based on contract maximum increases for technology items and utility cost increases for facilities.

### Discretionary/Contingency Projects

In addition to the five types is Discretionary and Contingency Projects. During each bond election funding has been set aside for additional projects that might not have been specifically named in the original election as a Tier 1 Priority, but are included as Tier 2 projects should funding become available. These funds are held in a Discretionary account until they have been approved and allocated to a project at which point they become one of the six types of projects. There is no operating impact for these projects because the projects either have not been identified yet or not yet approved by Commissioners' Court.

Table 6 – Operating Impact by Project Group

#### Operational Impact Summary by Project Type

| PROJECT TYPE        | FY 2022            | FY 2023            | FY 2024            | FY 2025            | FY 2026            | FY 2027            | FUTURE             |
|---------------------|--------------------|--------------------|--------------------|--------------------|--------------------|--------------------|--------------------|
| City Roads          | \$0                | \$0                | \$0                | \$100,000          | \$100,000          | \$100,000          | \$100,000          |
| County Roads        | \$237,690          | \$237,690          | \$237,690          | \$525,690          | \$525,690          | \$525,690          | \$525,690          |
| Facilities          | \$0                | \$2,227,840        | \$2,018,800        | \$2,079,364        | \$2,141,745        | \$2,205,997        | \$2,272,177        |
| Open Space          | \$0                | \$0                | \$0                | \$0                | \$0                | \$0                | \$0                |
| Tax Notes           | \$1,703,716        | \$1,781,408        | \$1,848,167        | \$1,917,847        | \$1,990,602        | \$2,066,591        | \$2,145,986        |
| <b>TOTAL IMPACT</b> | <b>\$1,941,406</b> | <b>\$4,246,938</b> | <b>\$4,104,657</b> | <b>\$4,622,901</b> | <b>\$4,758,037</b> | <b>\$4,898,279</b> | <b>\$5,043,854</b> |

Table 7 – Operating Impact by Fund

**Operational Impact Summary by Fund**

| FUND                      | FY 2022            | FY 2023            | FY 2024            | FY 2025            | FY 2026            | FY 2027            | FUTURE             |
|---------------------------|--------------------|--------------------|--------------------|--------------------|--------------------|--------------------|--------------------|
| 0001 - General Fund       | \$1,703,716        | \$4,009,248        | \$3,866,967        | \$3,997,211        | \$4,132,347        | \$4,272,589        | \$4,418,164        |
| 1010 - Road & Bridge Fund | \$237,690          | \$237,690          | \$237,690          | \$625,690          | \$625,690          | \$625,690          | \$625,690          |
| <b>TOTAL IMPACT</b>       | <b>\$1,941,406</b> | <b>\$4,246,938</b> | <b>\$4,104,657</b> | <b>\$4,622,901</b> | <b>\$4,758,037</b> | <b>\$4,898,279</b> | <b>\$5,043,854</b> |

**Capital Improvement Project Funding Summaries**

On the following two pages are summary tables of all of the Capital Improvement Projects. The revenues are broken down by project type while the expenditures are broken down by project group.

Table 8 shows the breakdown of the projects by bond series. The only remaining funding left of the 2001 series is the Outdoor Camp, Master Plan funding and funding for a new external website. The funding will continue to be included in the budget until all remaining funds are allocated and expensed. Most of the 2007 series funding is the funding sold in February of 2019 to expand the jail.

Table 9 shows the project to date budget and expenditures as well as what is available in the various projects for spending. The expenditures include funding that has been encumbered due to interlocal agreements and contracts.

A quick snapshot of the Capital Improvement Program can be found in Figure 5. This highlights the data on Tables 6 through 9 using visual condensed tables and figures.

**Following the summary table is a breakdown of each project in detail grouped by project type. At the beginning of each project type is a table summary of all of the projects in that project type. The detail pages include information such as the project starting year, a description, funding source, a map or picture as well as the operating impacts and financial information.**

Table 8 – Budgeted Revenues and Expenditures by Bond/Tax Note Series

## Project to Date Budget by Bond/Tax Note Series

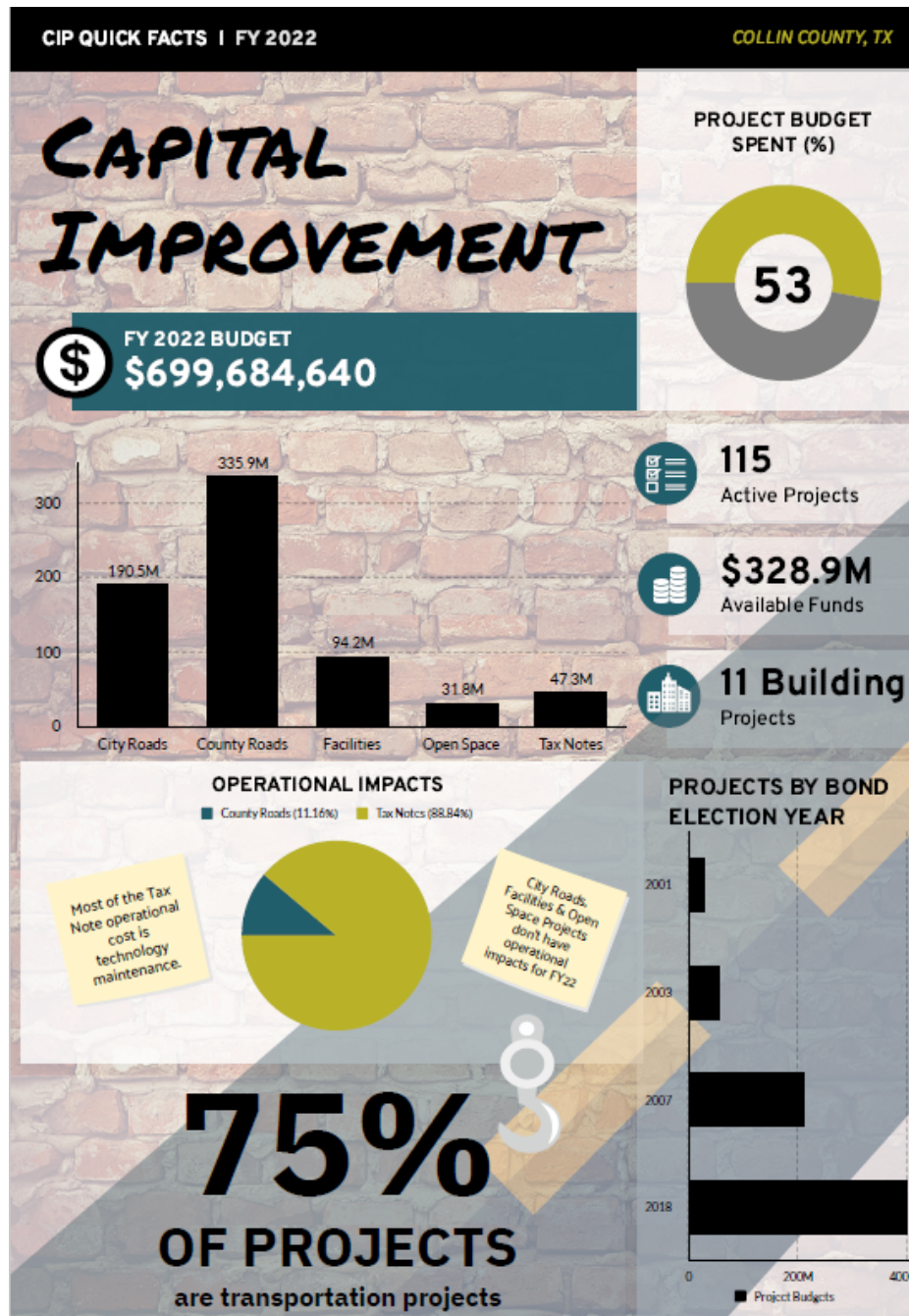
| PROJECT TYPE/GROUP                   | 2001                | 2003                | 2007                 | 2018                 |
|--------------------------------------|---------------------|---------------------|----------------------|----------------------|
| <b>BOND/TAX NOTE REVENUES</b>        |                     |                     |                      |                      |
| City Roads                           | \$0                 | \$1,246,374         | \$107,208,086        | \$82,000,000         |
| County Roads                         | \$0                 | \$4,222,125         | \$33,206,447         | \$298,449,922        |
| Facilities                           | \$0                 | \$24,838,406        | \$69,317,507         | \$0                  |
| Open Space                           | \$27,352,954        | \$0                 | \$1,817,333          | \$2,671,447          |
| Tax Notes                            | \$1,682,495         | \$27,671,545        | \$0                  | \$18,000,000         |
| <b>TOTAL REVENUES</b>                | <b>\$29,035,449</b> | <b>\$57,978,450</b> | <b>\$211,549,373</b> | <b>\$401,121,369</b> |
| <b>EXPENDITURES BY PROJECT GROUP</b> |                     |                     |                      |                      |
| Adult Detention Facility             | \$0                 | \$20,114,558        | \$46,086,751         | \$0                  |
| City of Allen                        | \$0                 | \$0                 | \$1,061,821          | \$0                  |
| City of Anna                         | \$0                 | \$0                 | \$2,971,660          | \$0                  |
| City of Celina                       | \$0                 | \$0                 | \$20,565,851         | \$0                  |
| City of Dallas                       | \$0                 | \$0                 | \$986,082            | \$1,691,244          |
| City of Fairview                     | \$0                 | \$0                 | \$3,732,500          | \$0                  |
| City of Frisco                       | \$0                 | \$0                 | \$18,163,500         | \$2,000,000          |
| City of Lucas                        | \$0                 | \$0                 | \$0                  | \$8,365,180          |
| City of McKinney                     | \$0                 | \$146,374           | \$5,973,598          | \$11,003,930         |
| City of Murphy                       | \$0                 | \$0                 | \$1,162,529          | \$0                  |
| City of Parker                       | \$0                 | \$0                 | \$2,710,000          | \$0                  |
| City of Plano                        | \$0                 | \$1,100,000         | \$34,873,159         | \$4,942,136          |
| City of Princeton                    | \$0                 | \$0                 | \$4,071,986          | \$7,997,510          |
| City of Sachse                       | \$0                 | \$0                 | \$588,000            | \$0                  |
| City of Wylie                        | \$0                 | \$0                 | \$10,347,400         | \$0                  |
| Collin County - Discretionary        | \$0                 | \$0                 | \$2,240,621          | \$10,105,334         |
| Collin County Regional               | \$0                 | \$0                 | \$24,593,477         | \$275,449,975        |
| Collin County Rural Road             | \$0                 | \$4,193,125         | \$4,808,600          | \$0                  |
| Contingency Tax Notes                | \$0                 | \$0                 | \$0                  | \$547,000            |
| County Bridges                       | \$0                 | \$29,000            | \$1,563,749          | \$0                  |
| County City                          | \$0                 | \$0                 | \$0                  | \$46,000,000         |
| County-City-State                    | \$0                 | \$0                 | \$0                  | \$12,894,613         |
| Courts Facility                      | \$0                 | \$0                 | \$23,228,657         | \$0                  |
| Facility Tax Notes                   | \$1,580,486         | \$0                 | \$0                  | \$7,253,000          |
| Juvenile Detention Facility          | \$0                 | \$4,723,848         | \$2,099              | \$0                  |
| Open Space Grants                    | \$0                 | \$0                 | \$1,817,333          | \$2,671,447          |
| Outdoor Camp                         | \$27,352,954        | \$0                 | \$0                  | \$0                  |
| Technology Tax Notes                 | \$102,009           | \$27,671,545        | \$0                  | \$10,200,000         |
| <b>TOTAL EXPENDITURES</b>            | <b>\$29,035,449</b> | <b>\$57,978,450</b> | <b>\$211,549,373</b> | <b>\$401,121,369</b> |

Table 9 – FY 2022 Budgeted Revenues and Expenditures

## FY 2022 Budgeted Revenues &amp; Expenditures

| PROJECT TYPE/GROUP                   | PROJECT TO DATE BUDGET | EXPENDITURES         | AVAILABLE BUDGET     |
|--------------------------------------|------------------------|----------------------|----------------------|
| <b>BOND/TAX NOTE REVENUES</b>        |                        |                      |                      |
| City Roads                           | \$190,454,460          | \$128,655,751        | \$61,798,708         |
| County Roads                         | \$335,878,494          | \$85,747,852         | \$250,130,642        |
| Facilities                           | \$94,155,913           | \$88,825,214         | \$5,330,699          |
| Open Space                           | \$31,841,734           | \$27,380,682         | \$4,461,052          |
| Tax Notes                            | \$47,354,040           | \$40,139,660         | \$7,214,380          |
| <b>TOTAL REVENUES</b>                | <b>\$699,684,640</b>   | <b>\$370,749,160</b> | <b>\$328,935,481</b> |
| <b>EXPENDITURES BY PROJECT GROUP</b> |                        |                      |                      |
| Adult Detention Facility             | \$66,201,309           | \$61,654,434         | \$4,546,875          |
| City of Allen                        | \$1,061,821            | \$755,715            | \$306,106            |
| City of Anna                         | \$2,971,660            | \$2,000,000          | \$971,660            |
| City of Celina                       | \$20,565,851           | \$19,755,048         | \$810,803            |
| City of Dallas                       | \$2,677,326            | \$0                  | \$2,677,326          |
| City of Fairview                     | \$3,732,500            | \$3,600,000          | \$132,500            |
| City of Frisco                       | \$20,163,500           | \$17,833,976         | \$2,329,524          |
| City of Lucas                        | \$8,365,180            | \$8,365,180          | \$0                  |
| City of McKinney                     | \$17,123,902           | \$17,123,902         | \$0                  |
| City of Murphy                       | \$1,162,529            | \$997,312            | \$165,217            |
| City of Parker                       | \$2,710,000            | \$1,710,000          | \$1,000,000          |
| City of Plano                        | \$40,915,295           | \$33,905,293         | \$7,010,002          |
| City of Princeton                    | \$12,069,496           | \$7,975,330          | \$4,094,166          |
| City of Sachse                       | \$588,000              | \$441,983            | \$146,017            |
| City of Wylie                        | \$10,347,400           | \$3,926,775          | \$6,420,625          |
| Collin County - Discretionary        | \$12,345,955           | \$1,310,456          | \$11,035,499         |
| Collin County Regional               | \$300,043,452          | \$75,300,960         | \$224,742,491        |
| Collin County Rural Road             | \$9,001,725            | \$7,690,804          | \$1,310,921          |
| Contingency Tax Notes                | \$547,000              | \$0                  | \$547,000            |
| County Bridges                       | \$1,592,749            | \$1,445,631          | \$147,118            |
| County City                          | \$46,000,000           | \$10,265,238         | \$35,734,762         |
| County-City-State                    | \$12,894,613           | \$0                  | \$12,894,613         |
| Courts Facility                      | \$23,228,657           | \$22,499,836         | \$728,821            |
| Facility Tax Notes                   | \$8,833,486            | \$7,016,070          | \$1,817,416          |
| Juvenile Detention Facility          | \$4,725,947            | \$4,670,944          | \$55,003             |
| Open Space Grants                    | \$4,488,780            | \$504,009            | \$3,984,771          |
| Outdoor Camp                         | \$27,352,954           | \$26,876,673         | \$476,281            |
| Technology Tax Notes                 | \$37,973,554           | \$33,123,590         | \$4,849,964          |
| <b>TOTAL EXPENDITURES</b>            | <b>\$699,684,640</b>   | <b>\$370,749,160</b> | <b>\$328,935,481</b> |

Figure 5 – Capital Project Quick Facts



FY 2022 CAPITAL IMPROVEMENT PROGRAM

*City Road Projects*

| PROJECT                 |                                                    | BUDGET                  | EXPENDITURES            | AVAILABLE              |
|-------------------------|----------------------------------------------------|-------------------------|-------------------------|------------------------|
| <b>City of Allen</b>    |                                                    |                         |                         |                        |
| RI070072                | AL - Ridgeview Dr from Alma to Waters Branch Creek | \$ 306,106.00           | \$ -                    | \$ 306,106.00          |
| RI07007                 | AL - US 75 from Ridgeview                          | \$ 755,715.00           | \$ 755,715.00           | \$ -                   |
|                         |                                                    | <b>\$ 1,061,821.00</b>  | <b>\$ 755,715.00</b>    | <b>\$ 306,106.00</b>   |
| <b>City of Anna</b>     |                                                    |                         |                         |                        |
| RI070057                | AN - US75 OL to FM455                              | \$ 2,000,000.00         | \$ 2,000,000.00         | \$ -                   |
| RI07009                 | AN - Mantua Rd from SH 5                           | \$ 971,660.00           | \$ -                    | \$ 971,660.00          |
|                         |                                                    | <b>\$ 2,971,660.00</b>  | <b>\$ 2,000,000.00</b>  | <b>\$ 971,660.00</b>   |
| <b>City of Celina</b>   |                                                    |                         |                         |                        |
| RI07014                 | CE - CR 5 from DNT Exten                           | \$ 20,565,850.80        | \$ 19,755,047.85        | \$ 810,802.95          |
|                         |                                                    | <b>\$ 20,565,850.80</b> | <b>\$ 19,755,047.85</b> | <b>\$ 810,802.95</b>   |
| <b>City of Dallas</b>   |                                                    |                         |                         |                        |
| RI0718012               | DA - Frankford Road                                | \$ 986,082.00           | \$ -                    | \$ 986,082.00          |
| RI18012                 | DA - Frankford Road: SH 289/Preston Rd to Coit Rd  | \$ 1,691,244.00         | \$ -                    | \$ 1,691,244.00        |
|                         |                                                    | <b>\$ 2,677,326.00</b>  | <b>\$ -</b>             | <b>\$ 2,677,326.00</b> |
| <b>City of Fairview</b> |                                                    |                         |                         |                        |
| RI07017                 | FV - FM 1378 from Lucas                            | \$ 132,500.00           | \$ -                    | \$ 132,500.00          |
| RI07018                 | FV - Frisco Rd from FM 1378                        | \$ 540,000.00           | \$ 540,000.00           | \$ -                   |
| RI07019                 | FV - Fairview from Ridgevie                        | \$ 3,060,000.00         | \$ 3,060,000.00         | \$ -                   |
|                         |                                                    | <b>\$ 3,732,500.00</b>  | <b>\$ 3,600,000.00</b>  | <b>\$ 132,500.00</b>   |

FY 2022 CAPITAL IMPROVEMENT PROGRAM

*City Road Projects*

| PROJECT                 |                                                                   | BUDGET                  | EXPENDITURES            | AVAILABLE              |
|-------------------------|-------------------------------------------------------------------|-------------------------|-------------------------|------------------------|
| <b>City of Frisco</b>   |                                                                   |                         |                         |                        |
| RI070031                | FR - Lebanon-Starwood-Dalpk                                       | \$ 1,150,000.00         | \$ 820,476.03           | \$ 329,523.97          |
| RI07031                 | FR - Virginia from Prestn                                         | \$ 6,750,000.00         | \$ 6,750,000.00         | \$ -                   |
| RI07033                 | FR - N Dlls Pkwy from War                                         | \$ 5,832,500.00         | \$ 5,832,500.00         | \$ -                   |
| RI07116                 | FR - Legacy To Warren Pky                                         | \$ 4,431,000.00         | \$ 4,431,000.00         | \$ -                   |
| RI18008                 | FR - Dallas Parkway: Eldorado Pkwy to Panther Creek Pkwy          | \$ 2,000,000.00         | \$ -                    | \$ 2,000,000.00        |
|                         |                                                                   | <b>\$ 20,163,500.00</b> | <b>\$ 17,833,976.03</b> | <b>\$ 2,329,523.97</b> |
| <b>City of Lucas</b>    |                                                                   |                         |                         |                        |
| RI18007                 | LU - Lucas Road: FM 2551/Angel Parkway to FM 1378/Country Club Rd | \$ 8,365,180.00         | \$ 8,365,180.00         | \$ -                   |
|                         |                                                                   | <b>\$ 8,365,180.00</b>  | <b>\$ 8,365,180.00</b>  | <b>\$ -</b>            |
| <b>City of McKinney</b> |                                                                   |                         |                         |                        |
| RI03070068              | BLOOMDALE FROM COMMUNITY TO CR164                                 | \$ 146,374.00           | \$ 146,374.00           | \$ -                   |
| RI070068                | BLOOMDALE FROM COMMUNITY TO CR164                                 | \$ 5,973,598.00         | \$ 5,973,598.00         | \$ -                   |
| RI18010                 | MK - Wilmeth Road: Lake Forest Dr to Hardin Blvd                  | \$ 11,003,930.00        | \$ 11,003,930.00        | \$ -                   |
|                         |                                                                   | <b>\$ 17,123,902.00</b> | <b>\$ 17,123,902.00</b> | <b>\$ -</b>            |
| <b>City of Murphy</b>   |                                                                   |                         |                         |                        |
| RI07053                 | MU - Betsy Ln fr FM2551                                           | \$ 1,162,529.00         | \$ 997,312.44           | \$ 165,216.56          |
|                         |                                                                   | <b>\$ 1,162,529.00</b>  | <b>\$ 997,312.44</b>    | <b>\$ 165,216.56</b>   |
| <b>City of Parker</b>   |                                                                   |                         |                         |                        |
| RI070064                | PA - Parker Water Lines                                           | \$ 1,710,000.00         | \$ 1,710,000.00         | \$ -                   |
| RI07056                 | PA - Chaparral fr Sprnghl                                         | \$ 1,000,000.00         | \$ -                    | \$ 1,000,000.00        |
|                         |                                                                   | <b>\$ 2,710,000.00</b>  | <b>\$ 1,710,000.00</b>  | <b>\$ 1,000,000.00</b> |

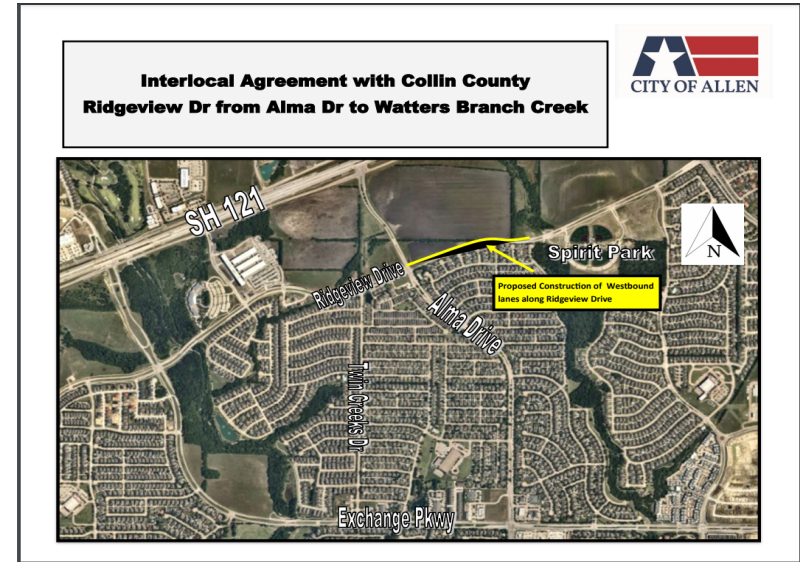
FY 2022 CAPITAL IMPROVEMENT PROGRAM

*City Road Projects*

| PROJECT                         |                                                 | BUDGET                   | EXPENDITURES             | AVAILABLE               |
|---------------------------------|-------------------------------------------------|--------------------------|--------------------------|-------------------------|
| <b>City of Plano</b>            |                                                 |                          |                          |                         |
| RI03065                         | PL - Winhaven Pkwy                              | \$ 1,100,000.00          | \$ 1,032,135.40          | \$ 67,864.60            |
| RI07057                         | PL - Major Thrhfr Rehab                         | \$ 16,543,075.00         | \$ 16,543,074.45         | \$ 0.55                 |
| RI07058                         | PL - Intersection Imprvmt                       | \$ 18,330,084.00         | \$ 16,330,083.04         | \$ 2,000,000.96         |
| RI18009                         | PL - Shiloh Road: 14th Street to Park Blvd      | \$ 4,942,136.00          | \$ -                     | \$ 4,942,136.00         |
|                                 |                                                 | <b>\$ 40,915,295.00</b>  | <b>\$ 33,905,292.89</b>  | <b>\$ 7,010,002.11</b>  |
| <b>City of Princeton</b>        |                                                 |                          |                          |                         |
| RI07077                         | PN - CR407 frm US 380                           | \$ 4,071,986.00          | \$ 3,976,575.00          | \$ 95,411.00            |
| RI18011                         | PN - Myrick Lane: FM 982/2nd St to Western City | \$ 7,997,510.00          | \$ 3,998,755.00          | \$ 3,998,755.00         |
|                                 |                                                 | <b>\$ 12,069,496.00</b>  | <b>\$ 7,975,330.00</b>   | <b>\$ 4,094,166.00</b>  |
| <b>City of Sachse</b>           |                                                 |                          |                          |                         |
| RI07089                         | SA - Maxwell Ck fr Ranch                        | \$ 588,000.00            | \$ 441,982.65            | \$ 146,017.35           |
|                                 |                                                 | <b>\$ 588,000.00</b>     | <b>\$ 441,982.65</b>     | <b>\$ 146,017.35</b>    |
| <b>City of Wylie</b>            |                                                 |                          |                          |                         |
| RI07091                         | WY - McMillan Rd fr McCre                       | \$ 5,826,150.00          | \$ 3,426,775.00          | \$ 2,399,375.00         |
| RI07092                         | WY - Stone Rd fr Akin Ln                        | \$ 4,521,250.00          | \$ 500,000.00            | \$ 4,021,250.00         |
|                                 |                                                 | <b>\$ 10,347,400.00</b>  | <b>\$ 3,926,775.00</b>   | <b>\$ 6,420,625.00</b>  |
| <b>County City</b>              |                                                 |                          |                          |                         |
| RI18004CO                       | Park FM2514 to SH 78                            | \$ 28,000,000.00         | \$ 2,552,562.98          | \$ 25,447,437.02        |
| RI18005CO                       | FM 546 / CR400                                  | \$ 14,000,000.00         | \$ 3,712,674.62          | \$ 10,287,325.38        |
| RI18006CO                       | Frontier DNT TO SH 289                          | \$ 4,000,000.00          | \$ 4,000,000.00          | \$ -                    |
|                                 |                                                 | <b>\$ 46,000,000.00</b>  | <b>\$ 10,265,237.60</b>  | <b>\$ 35,734,762.40</b> |
| <b>TOTAL CITY ROAD PROJECTS</b> |                                                 | <b>\$ 190,454,459.80</b> | <b>\$ 128,655,751.46</b> | <b>\$ 61,798,708.34</b> |

# FY 2022 CAPITAL IMPROVEMENT PROGRAM

**PROJECT GROUP:** City of Allen  
**PROJECT NAME:** AL - Ridgeview Dr from Alma to Waters Branch Creek  
**PROJECT NUMBER:** RI070072  
**MAJOR PROJECT:** N/A  
**START DATE:** 2020  
**PROJECT STATUS:** Active  
**FUNDING SOURCE:** 2007 BOND ELECTION



## PROJECT DESCRIPTION

Funds are remaining in project code RI070035 for Alma Drive improvements and the city would like to amend their current ILA to use the funds for improving Ridgeview Drive.

## OPERATIONAL IMPACT

| FUND | CURRENT FY 2022 | PROJECTED IMPACT |         |         |         |        | TOTAL |
|------|-----------------|------------------|---------|---------|---------|--------|-------|
|      |                 | FY 2023          | FY 2024 | FY 2025 | FY 2026 | FUTURE |       |
| N/A  | \$ -            | \$ -             | \$ -    | \$ -    | \$ -    | \$ -   | \$ -  |

**IMPACT NOTES:** All future maintenance is the responsibility of the City. No future cost impact to the County.

## FINANCIALS

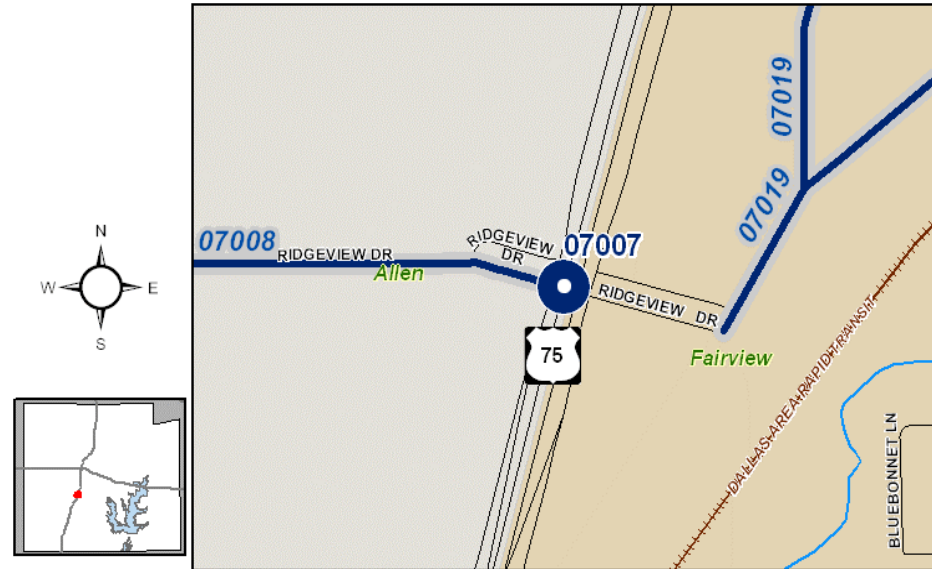
| EXPENDITURE TYPE | BUDGET               | ACTUALS     | ENCUMBRANCES | REQUISITIONS | TOTAL EXPENDITURES | FY 2022 AVAILABLE BUDGET |
|------------------|----------------------|-------------|--------------|--------------|--------------------|--------------------------|
| CONSTRUCTION     | \$ 306,106.00        | \$ -        | \$ -         | \$ -         | \$ -               | \$ 306,106.00            |
| <b>TOTAL</b>     | <b>\$ 306,106.00</b> | <b>\$ -</b> | <b>\$ -</b>  | <b>\$ -</b>  | <b>\$ -</b>        | <b>\$ 306,106.00</b>     |

*Project financials are displayed as Project-to-Date numbers.*

# FY 2022 CAPITAL IMPROVEMENT PROGRAM

## City Road Projects

PROJECT GROUP: City of Allen  
 PROJECT NAME: AL - US 75 from Ridgeview  
 PROJECT NUMBER: RI07007  
 MAJOR PROJECT: N/A  
 START DATE: 2011  
 PROJECT STATUS: Active  
 FUNDING SOURCE: 2007 BOND ELECTION



### PROJECT DESCRIPTION

Engineering of US 75 from Ridgeview Interchange to from 2 lanes to 8 lanes.

### OPERATIONAL IMPACT

| FUND | CURRENT<br>FY 2022 | PROJECTED IMPACT |         |         |         |        | TOTAL |
|------|--------------------|------------------|---------|---------|---------|--------|-------|
|      |                    | FY 2023          | FY 2024 | FY 2025 | FY 2026 | FUTURE |       |
| N/A  | \$ -               | \$ -             | \$ -    | \$ -    | \$ -    | \$ -   | \$ -  |

IMPACT NOTES: All future maintenance is the responsibility of the City. No operational impact to the County.

### FINANCIALS

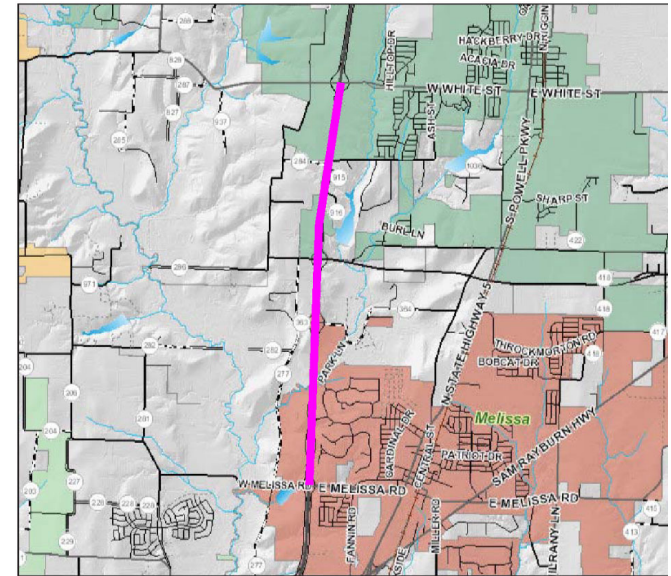
| EXPENDITURE TYPE | BUDGET               | ACTUALS              | ENCUMBRANCES         | REQUISITIONS | TOTAL<br>EXPENDITURES | FY 2022<br>AVAILABLE BUDGET |
|------------------|----------------------|----------------------|----------------------|--------------|-----------------------|-----------------------------|
| CONSTRUCTION     | \$ 755,715.00        | \$ 144,483.00        | \$ 611,232.00        | \$ -         | \$ 755,715.00         | \$ -                        |
| <b>TOTAL</b>     | <b>\$ 755,715.00</b> | <b>\$ 144,483.00</b> | <b>\$ 611,232.00</b> | <b>\$ -</b>  | <b>\$ 755,715.00</b>  | <b>\$ -</b>                 |

Project financials are displayed as Project-to-Date numbers.

# FY 2022 CAPITAL IMPROVEMENT PROGRAM

## City Road Projects

PROJECT GROUP: City of Anna  
 PROJECT NAME: AN - US75 OL to FM455  
 PROJECT NUMBER: RI070057  
 MAJOR PROJECT: N/A  
 START DATE: 2016  
 PROJECT STATUS: Active  
 FUNDING SOURCE: 2007 BOND ELECTION



### PROJECT DESCRIPTION

City of Anna Added Project; US 75 Utility relocation from N. of Melissa Rd to FM

### OPERATIONAL IMPACT

| FUND | CURRENT<br>FY 2022 | PROJECTED IMPACT |         |         |         |        | TOTAL |
|------|--------------------|------------------|---------|---------|---------|--------|-------|
|      |                    | FY 2023          | FY 2024 | FY 2025 | FY 2026 | FUTURE |       |
| N/A  | \$ -               | \$ -             | \$ -    | \$ -    | \$ -    | \$ -   | \$ -  |

IMPACT NOTES: All future maintenance is the responsibility of the City. No operational impact to the County.

### FINANCIALS

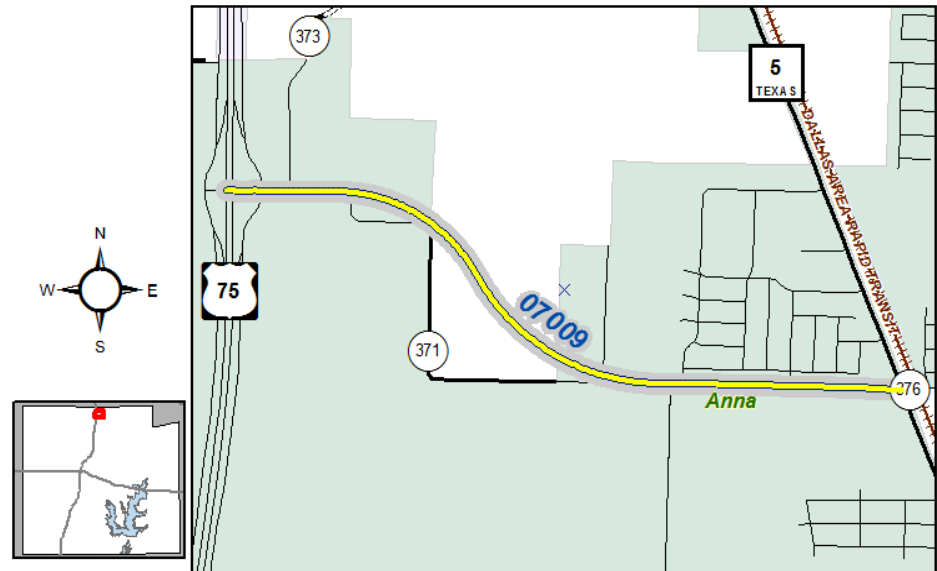
| EXPENDITURE TYPE         | BUDGET                 | ACTUALS                | ENCUMBRANCES         | REQUISITIONS | TOTAL<br>EXPENDITURES  | FY 2022<br>AVAILABLE BUDGET |
|--------------------------|------------------------|------------------------|----------------------|--------------|------------------------|-----------------------------|
| RIGHT OF WAY ACQUISITION | \$ 2,000,000.00        | \$ 1,731,368.03        | \$ 268,631.97        | \$ -         | \$ 2,000,000.00        | \$ -                        |
| <b>TOTAL</b>             | <b>\$ 2,000,000.00</b> | <b>\$ 1,731,368.03</b> | <b>\$ 268,631.97</b> | <b>\$ -</b>  | <b>\$ 2,000,000.00</b> | <b>\$ -</b>                 |

*Project financials are displayed as Project-to-Date numbers.*

# FY 2022 CAPITAL IMPROVEMENT PROGRAM

## City Road Projects

PROJECT GROUP: City of Anna  
 PROJECT NAME: AN - Mantua Rd from SH 5  
 PROJECT NUMBER: RI07009  
 MAJOR PROJECT: N/A  
 START DATE: 2009  
 PROJECT STATUS: Active  
 FUNDING SOURCE: 2007 BOND ELECTION



### PROJECT DESCRIPTION

Reconstruction of Mantua Rd / CR 371 from SH 5 (N. Powell Pkwy) to US 75 for a length of 1.8 miles.

### OPERATIONAL IMPACT

| FUND | CURRENT<br>FY 2022 | PROJECTED IMPACT |         |         |         |        | TOTAL |
|------|--------------------|------------------|---------|---------|---------|--------|-------|
|      |                    | FY 2023          | FY 2024 | FY 2025 | FY 2026 | FUTURE |       |
| N/A  | \$ -               | \$ -             | \$ -    | \$ -    | \$ -    | \$ -   | \$ -  |

IMPACT NOTES: All future maintenance is the responsibility of the City. No operational impact to the County.

### FINANCIALS

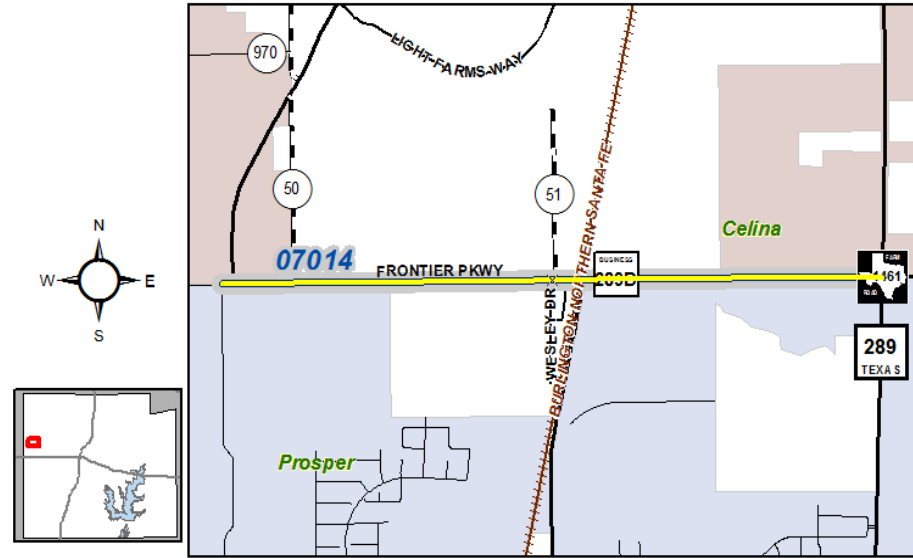
| EXPENDITURE TYPE | BUDGET               | ACTUALS     | ENCUMBRANCES | REQUISITIONS | TOTAL<br>EXPENDITURES | FY 2022<br>AVAILABLE BUDGET |
|------------------|----------------------|-------------|--------------|--------------|-----------------------|-----------------------------|
| CONSTRUCTION     | \$ 971,660.00        | \$ -        | \$ -         | \$ -         | \$ -                  | \$ 971,660.00               |
| <b>TOTAL</b>     | <b>\$ 971,660.00</b> | <b>\$ -</b> | <b>\$ -</b>  | <b>\$ -</b>  | <b>\$ -</b>           | <b>\$ 971,660.00</b>        |

*Project financials are displayed as Project-to-Date numbers.*

# FY 2022 CAPITAL IMPROVEMENT PROGRAM

## City Road Projects

PROJECT GROUP: City of Celina  
 PROJECT NAME: CE - CR 5 from DNT Exten  
 PROJECT NUMBER: RI07014  
 MAJOR PROJECT: N/A  
 START DATE: 2009  
 PROJECT STATUS: Active  
 FUNDING SOURCE: 2007 BOND ELECTION



### PROJECT DESCRIPTION

Reconstruction of CR 5 from DNT Extension to SH 289 (Preston Rd) for a length of 1.89 miles.

### OPERATIONAL IMPACT

| FUND | CURRENT<br>FY 2022 | PROJECTED IMPACT |         |         |         |        | TOTAL |
|------|--------------------|------------------|---------|---------|---------|--------|-------|
|      |                    | FY 2023          | FY 2024 | FY 2025 | FY 2026 | FUTURE |       |
| N/A  | \$ -               | \$ -             | \$ -    | \$ -    | \$ -    | \$ -   | \$ -  |

IMPACT NOTES: All future maintenance is the responsibility of the City. No operational impact to the County.

### FINANCIALS

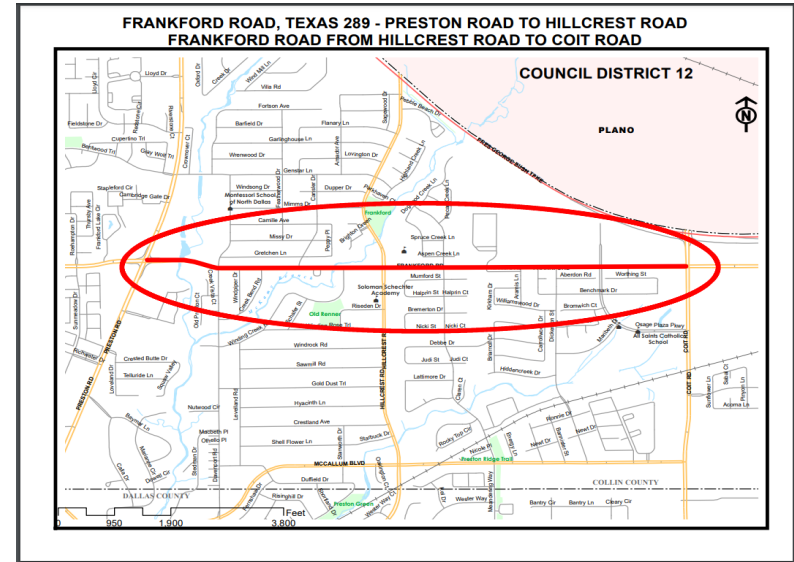
| EXPENDITURE TYPE         | BUDGET                  | ACTUALS                 | ENCUMBRANCES           | REQUISITIONS | TOTAL<br>EXPENDITURES   | FY 2022<br>AVAILABLE BUDGET |
|--------------------------|-------------------------|-------------------------|------------------------|--------------|-------------------------|-----------------------------|
| CONSTRUCTION             | \$ 11,241,949.00        | \$ 1,403,487.13         | \$ 9,223,496.53        | \$ -         | \$ 10,626,983.66        | \$ 614,965.34               |
| DESIGN                   | \$ 3,054,656.00         | \$ 2,811,992.29         | \$ 128,563.71          | \$ -         | \$ 2,940,556.00         | \$ 114,100.00               |
| RIGHT OF WAY ACQUISITION | \$ 6,269,245.80         | \$ 6,187,508.19         | \$ -                   | \$ -         | \$ 6,187,508.19         | \$ 81,737.61                |
| <b>TOTAL</b>             | <b>\$ 20,565,850.80</b> | <b>\$ 10,402,987.61</b> | <b>\$ 9,352,060.24</b> | <b>\$ -</b>  | <b>\$ 19,755,047.85</b> | <b>\$ 810,802.95</b>        |

Project financials are displayed as Project-to-Date numbers.

# FY 2022 CAPITAL IMPROVEMENT PROGRAM

## City Road Projects

PROJECT GROUP: City of Dallas  
 PROJECT NAME: DA - Frankford Road  
 PROJECT NUMBER: RI0718012  
 MAJOR PROJECT: 18012  
 START DATE: 2020  
 PROJECT STATUS: Active  
 FUNDING SOURCE: 2007 BOND ELECTION



### PROJECT DESCRIPTION

City of Dallas managed. Current roadway improved to include partial reconstruction where needed, an asphalt overlay, pedestrian improvements including sidewalk, ada ramps and crosswalk enhancements, traffic signal improvements, and street lighting.

### OPERATIONAL IMPACT

| FUND | CURRENT<br>FY 2022 | PROJECTED IMPACT |         |         |         |        | TOTAL |
|------|--------------------|------------------|---------|---------|---------|--------|-------|
|      |                    | FY 2023          | FY 2024 | FY 2025 | FY 2026 | FUTURE |       |
| N/A  | \$ -               | \$ -             | \$ -    | \$ -    | \$ -    | \$ -   | \$ -  |

IMPACT NOTES: All future maintenance is the responsibility of the City. No future cost impact to the County.

### FINANCIALS

| EXPENDITURE TYPE | BUDGET               | ACTUALS     | ENCUMBRANCES | REQUISITIONS | TOTAL<br>EXPENDITURES | FY 2022<br>AVAILABLE BUDGET |
|------------------|----------------------|-------------|--------------|--------------|-----------------------|-----------------------------|
| CONSTRUCTION     | \$ 986,082.00        | \$ -        | \$ -         | \$ -         | \$ -                  | \$ 986,082.00               |
| <b>TOTAL</b>     | <b>\$ 986,082.00</b> | <b>\$ -</b> | <b>\$ -</b>  | <b>\$ -</b>  | <b>\$ -</b>           | <b>\$ 986,082.00</b>        |

*Project financials are displayed as Project-to-Date numbers.*

# FY 2022 CAPITAL IMPROVEMENT PROGRAM

## City Road Projects

PROJECT GROUP: City of Dallas

PROJECT NAME: DA - Frankford Road: SH  
289/Preston Rd to Coit Rd

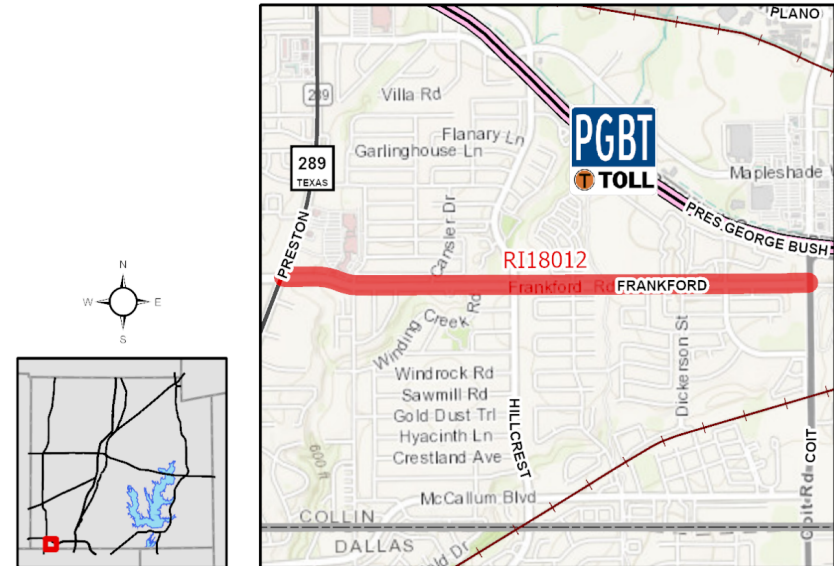
PROJECT NUMBER: RI18012

MAJOR PROJECT: 18012

START DATE: 2020

PROJECT STATUS: Active

FUNDING SOURCE: 2018 BOND ELECTION



### PROJECT DESCRIPTION

City of Dallas managed. Current roadway improved to include partial reconstruction where needed, an asphalt overlay, pedestrian improvements including sidewalk, ada ramps and crosswalk enhancements, traffic signal improvements, and street lighting.

### OPERATIONAL IMPACT

| FUND | CURRENT<br>FY 2022 | PROJECTED IMPACT |         |         |         |        | TOTAL |
|------|--------------------|------------------|---------|---------|---------|--------|-------|
|      |                    | FY 2023          | FY 2024 | FY 2025 | FY 2026 | FUTURE |       |
| N/A  | \$ -               | \$ -             | \$ -    | \$ -    | \$ -    | \$ -   | \$ -  |

IMPACT NOTES: All future maintenance is the responsibility of the City. No operational impact to the County.

### FINANCIALS

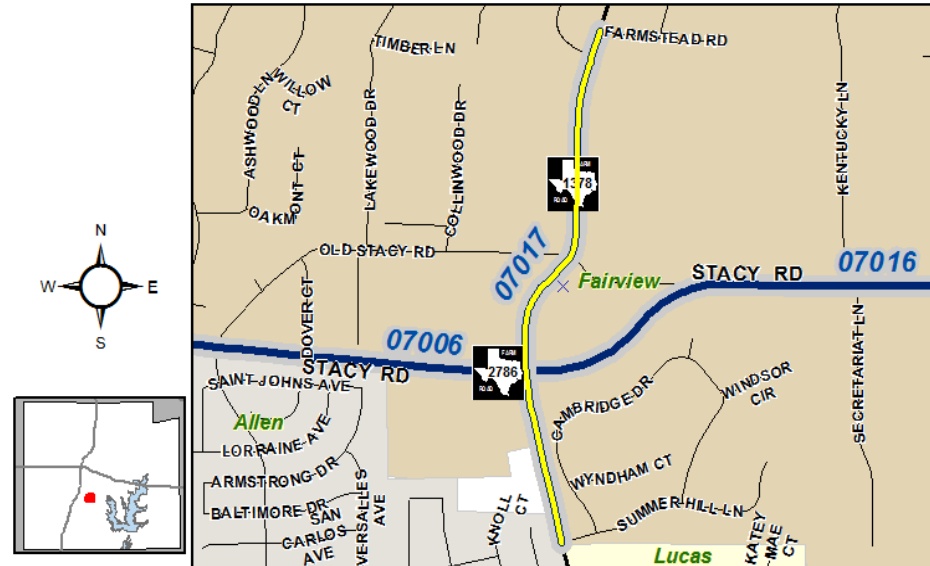
| EXPENDITURE TYPE | BUDGET                 | ACTUALS     | ENCUMBRANCES | REQUISITIONS | TOTAL<br>EXPENDITURES | FY 2022<br>AVAILABLE BUDGET |
|------------------|------------------------|-------------|--------------|--------------|-----------------------|-----------------------------|
| CONSTRUCTION     | \$ 1,691,244.00        | \$ -        | \$ -         | \$ -         | \$ -                  | \$ 1,691,244.00             |
| <b>TOTAL</b>     | <b>\$ 1,691,244.00</b> | <b>\$ -</b> | <b>\$ -</b>  | <b>\$ -</b>  | <b>\$ -</b>           | <b>\$ 1,691,244.00</b>      |

*Project financials are displayed as Project-to-Date numbers.*

# FY 2022 CAPITAL IMPROVEMENT PROGRAM

## City Road Projects

PROJECT GROUP: City of Fairview  
 PROJECT NAME: FV - FM 1378 from Lucas  
 PROJECT NUMBER: RI07017  
 MAJOR PROJECT: N/A  
 START DATE: 2011  
 PROJECT STATUS: Active  
 FUNDING SOURCE: 2007 BOND ELECTION



### PROJECT DESCRIPTION

Engineering/ROW of FM 1378 from Lucas boundary to Farmstead for a length of 1 mile.

### OPERATIONAL IMPACT

| FUND | CURRENT<br>FY 2022 | PROJECTED IMPACT |         |         |         |        | TOTAL |
|------|--------------------|------------------|---------|---------|---------|--------|-------|
|      |                    | FY 2023          | FY 2024 | FY 2025 | FY 2026 | FUTURE |       |
| N/A  | \$ -               | \$ -             | \$ -    | \$ -    | \$ -    | \$ -   | \$ -  |

IMPACT NOTES: All future maintenance is the responsibility of the City. No operational impact to the County.

### FINANCIALS

| EXPENDITURE TYPE | BUDGET               | ACTUALS     | ENCUMBRANCES | REQUISITIONS | TOTAL EXPENDITURES | FY 2022 AVAILABLE BUDGET |
|------------------|----------------------|-------------|--------------|--------------|--------------------|--------------------------|
| CONSTRUCTION     | \$ 132,500.00        | \$ -        | \$ -         | \$ -         | \$ -               | \$ 132,500.00            |
| <b>TOTAL</b>     | <b>\$ 132,500.00</b> | <b>\$ -</b> | <b>\$ -</b>  | <b>\$ -</b>  | <b>\$ -</b>        | <b>\$ 132,500.00</b>     |

*Project financials are displayed as Project-to-Date numbers.*

# FY 2022 CAPITAL IMPROVEMENT PROGRAM

## City Road Projects

PROJECT GROUP: City of Fairview

PROJECT NAME: FV - Frisco Rd from FM 1378

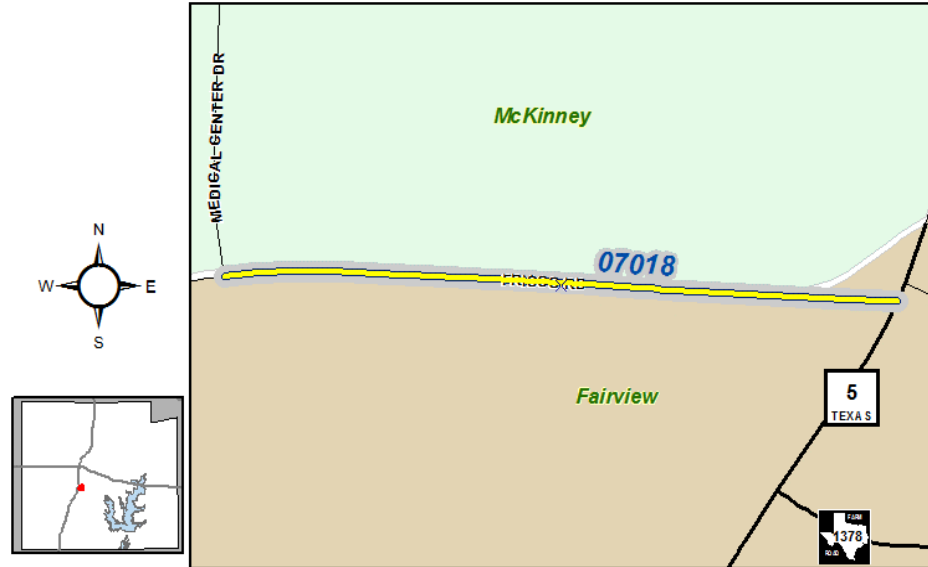
PROJECT NUMBER: RI07018

MAJOR PROJECT: N/A

START DATE: 2009

PROJECT STATUS: Active

FUNDING SOURCE: 2007 BOND ELECTION



### PROJECT DESCRIPTION

Engineering/ROW of Frisco Rd from FM 1378 to Medical Center for a length of 0.22 miles.

### OPERATIONAL IMPACT

| FUND | CURRENT<br>FY 2022 | PROJECTED IMPACT |         |         |         |        | TOTAL |
|------|--------------------|------------------|---------|---------|---------|--------|-------|
|      |                    | FY 2023          | FY 2024 | FY 2025 | FY 2026 | FUTURE |       |
| N/A  | \$ -               | \$ -             | \$ -    | \$ -    | \$ -    | \$ -   | \$ -  |

IMPACT NOTES: All future maintenance is the responsibility of the City. No operational impact to the County.

### FINANCIALS

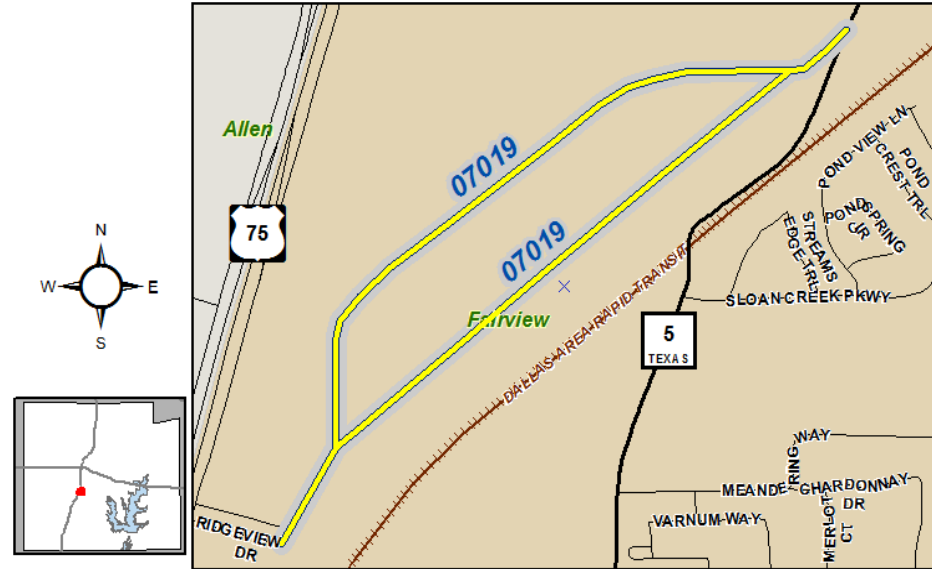
| EXPENDITURE TYPE | BUDGET               | ACTUALS              | ENCUMBRANCES         | REQUISITIONS | TOTAL<br>EXPENDITURES | FY 2022<br>AVAILABLE BUDGET |
|------------------|----------------------|----------------------|----------------------|--------------|-----------------------|-----------------------------|
| CONSTRUCTION     | \$ 540,000.00        | \$ 202,500.00        | \$ 337,500.00        | \$ -         | \$ 540,000.00         | \$ -                        |
| <b>TOTAL</b>     | <b>\$ 540,000.00</b> | <b>\$ 202,500.00</b> | <b>\$ 337,500.00</b> | <b>\$ -</b>  | <b>\$ 540,000.00</b>  | <b>\$ -</b>                 |

*Project financials are displayed as Project-to-Date numbers.*

# FY 2022 CAPITAL IMPROVEMENT PROGRAM

## City Road Projects

PROJECT GROUP: City of Fairview  
 PROJECT NAME: FV - Fairview from Ridgevie  
 PROJECT NUMBER: RI07019  
 MAJOR PROJECT: N/A  
 START DATE: 2010  
 PROJECT STATUS: Active  
 FUNDING SOURCE: 2007 BOND ELECTION



### PROJECT DESCRIPTION

New Arterial of Fairview Pkwy from Ridgeview to SH 5 for a length of 1 mile.

### OPERATIONAL IMPACT

| FUND | CURRENT<br>FY 2022 | PROJECTED IMPACT |         |         |         |        | TOTAL |
|------|--------------------|------------------|---------|---------|---------|--------|-------|
|      |                    | FY 2023          | FY 2024 | FY 2025 | FY 2026 | FUTURE |       |
| N/A  | \$ -               | \$ -             | \$ -    | \$ -    | \$ -    | \$ -   | \$ -  |

IMPACT NOTES: All future maintenance is the responsibility of the City. No operational impact to the County.

### FINANCIALS

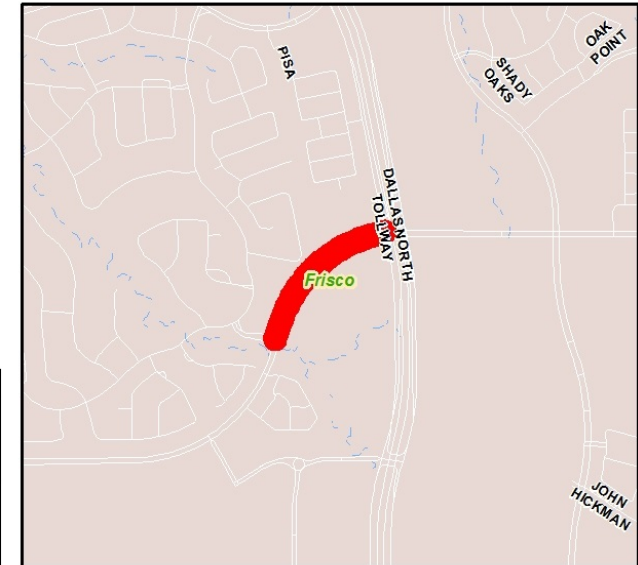
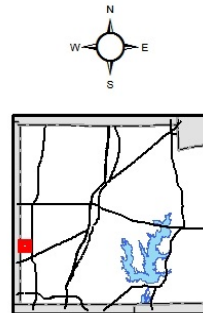
| EXPENDITURE TYPE | BUDGET                 | ACTUALS                | ENCUMBRANCES           | REQUISITIONS | TOTAL EXPENDITURES     | FY 2022 AVAILABLE BUDGET |
|------------------|------------------------|------------------------|------------------------|--------------|------------------------|--------------------------|
| CONSTRUCTION     | \$ 3,060,000.00        | \$ 1,147,000.00        | \$ 1,913,000.00        | \$ -         | \$ 3,060,000.00        | \$ -                     |
| <b>TOTAL</b>     | <b>\$ 3,060,000.00</b> | <b>\$ 1,147,000.00</b> | <b>\$ 1,913,000.00</b> | <b>\$ -</b>  | <b>\$ 3,060,000.00</b> | <b>\$ -</b>              |

*Project financials are displayed as Project-to-Date numbers.*

# FY 2022 CAPITAL IMPROVEMENT PROGRAM

## City Road Projects

PROJECT GROUP: City of Frisco  
 PROJECT NAME: FR - Lebanon-Starwood-Dalpk  
 PROJECT NUMBER: RI070031  
 MAJOR PROJECT: N/A  
 START DATE: 2015  
 PROJECT STATUS: Active  
 FUNDING SOURCE: 2007 BOND ELECTION



### PROJECT DESCRIPTION

FR - Lebanon-Starwood-Dalpk

### OPERATIONAL IMPACT

| FUND | CURRENT<br>FY 2022 | PROJECTED IMPACT |         |         |         |        | TOTAL |
|------|--------------------|------------------|---------|---------|---------|--------|-------|
|      |                    | FY 2023          | FY 2024 | FY 2025 | FY 2026 | FUTURE |       |
| N/A  | \$ -               | \$ -             | \$ -    | \$ -    | \$ -    | \$ -   | \$ -  |

IMPACT NOTES: All future maintenance is the responsibility of the City. No operational impact to the County.

### FINANCIALS

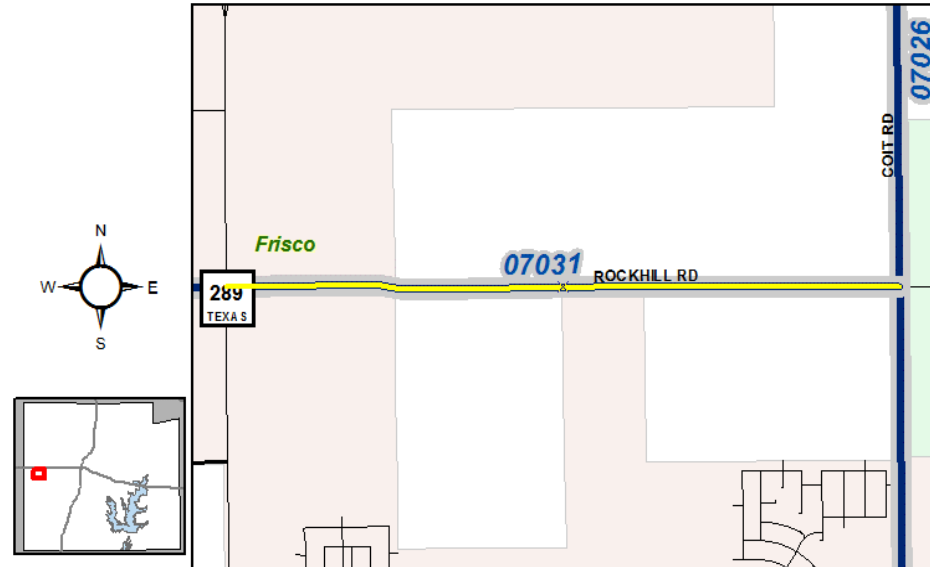
| EXPENDITURE TYPE | BUDGET                 | ACTUALS              | ENCUMBRANCES | REQUISITIONS | TOTAL<br>EXPENDITURES | FY 2022<br>AVAILABLE BUDGET |
|------------------|------------------------|----------------------|--------------|--------------|-----------------------|-----------------------------|
| CONSTRUCTION     | \$ 1,150,000.00        | \$ 820,476.03        | \$ -         | \$ -         | \$ 820,476.03         | \$ 329,523.97               |
| <b>TOTAL</b>     | <b>\$ 1,150,000.00</b> | <b>\$ 820,476.03</b> | <b>\$ -</b>  | <b>\$ -</b>  | <b>\$ 820,476.03</b>  | <b>\$ 329,523.97</b>        |

*Project financials are displayed as Project-to-Date numbers.*

# FY 2022 CAPITAL IMPROVEMENT PROGRAM

## City Road Projects

PROJECT GROUP: City of Frisco  
 PROJECT NAME: FR - Virginia from Prestn  
 PROJECT NUMBER: RI07031  
 MAJOR PROJECT: N/A  
 START DATE: 2010  
 PROJECT STATUS: Active  
 FUNDING SOURCE: 2007 BOND ELECTION



### PROJECT DESCRIPTION

New Arterial of Virginia Pkwy from Preston to Coit Rd for a length of 2 miles.

### OPERATIONAL IMPACT

| FUND | CURRENT<br>FY 2022 | PROJECTED IMPACT |         |         |         |        | TOTAL |
|------|--------------------|------------------|---------|---------|---------|--------|-------|
|      |                    | FY 2023          | FY 2024 | FY 2025 | FY 2026 | FUTURE |       |
| N/A  | \$ -               | \$ -             | \$ -    | \$ -    | \$ -    | \$ -   | \$ -  |

IMPACT NOTES: All future maintenance is the responsibility of the City. No operational impact to the County.

### FINANCIALS

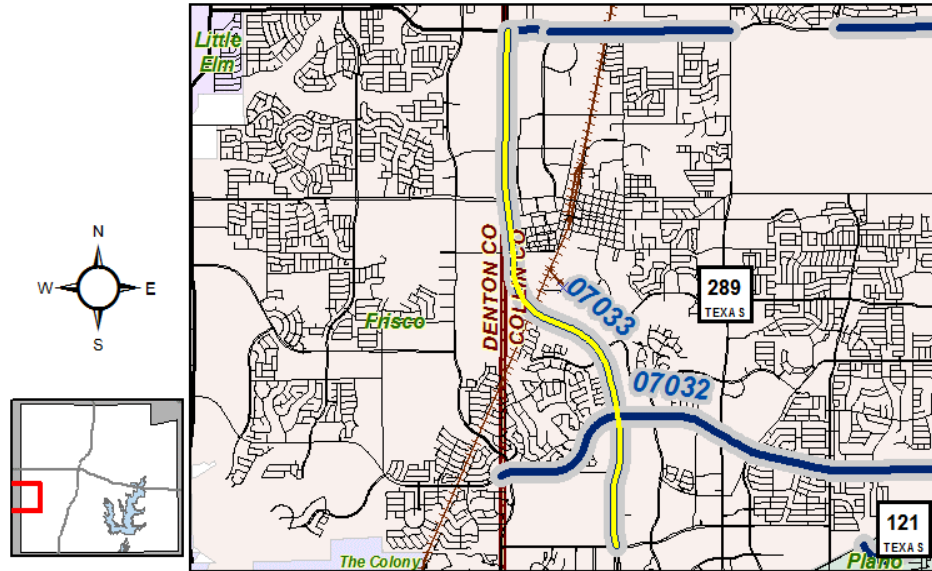
| EXPENDITURE TYPE | BUDGET                 | ACTUALS     | ENCUMBRANCES           | REQUISITIONS | TOTAL<br>EXPENDITURES  | FY 2022<br>AVAILABLE BUDGET |
|------------------|------------------------|-------------|------------------------|--------------|------------------------|-----------------------------|
| CONSTRUCTION     | \$ 6,750,000.00        | \$ -        | \$ 6,750,000.00        | \$ -         | \$ 6,750,000.00        | \$ -                        |
| <b>TOTAL</b>     | <b>\$ 6,750,000.00</b> | <b>\$ -</b> | <b>\$ 6,750,000.00</b> | <b>\$ -</b>  | <b>\$ 6,750,000.00</b> | <b>\$ -</b>                 |

*Project financials are displayed as Project-to-Date numbers.*

# FY 2022 CAPITAL IMPROVEMENT PROGRAM

## City Road Projects

PROJECT GROUP: City of Frisco  
 PROJECT NAME: FR - N Dlls Pkwy from War  
 PROJECT NUMBER: RI07033  
 MAJOR PROJECT: N/A  
 START DATE: 2010  
 PROJECT STATUS: Active  
 FUNDING SOURCE: 2007 BOND ELECTION



### PROJECT DESCRIPTION

Widening of North Dallas Pkwy from Warren to El Dorado from 4 lanes to 6 lanes for a length of 5.2 miles.

### OPERATIONAL IMPACT

| FUND | CURRENT<br>FY 2022 | PROJECTED IMPACT |         |         |         |        | TOTAL |
|------|--------------------|------------------|---------|---------|---------|--------|-------|
|      |                    | FY 2023          | FY 2024 | FY 2025 | FY 2026 | FUTURE |       |
| N/A  | \$ -               | \$ -             | \$ -    | \$ -    | \$ -    | \$ -   | \$ -  |

IMPACT NOTES: All future maintenance is the responsibility of the City. No operational impact to the County.

### FINANCIALS

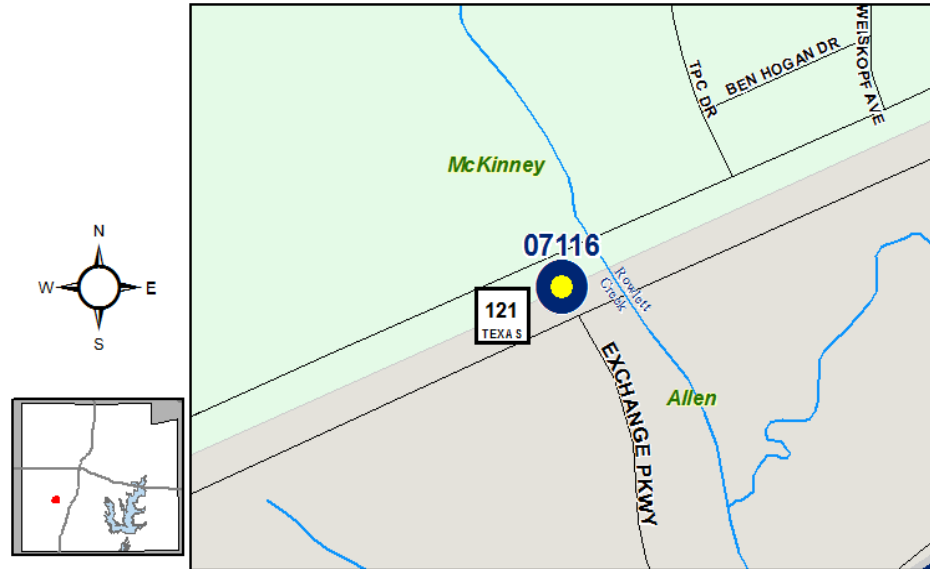
| EXPENDITURE TYPE | BUDGET                 | ACTUALS                | ENCUMBRANCES           | REQUISITIONS | TOTAL<br>EXPENDITURES  | FY 2022<br>AVAILABLE BUDGET |
|------------------|------------------------|------------------------|------------------------|--------------|------------------------|-----------------------------|
| CONSTRUCTION     | \$ 5,832,500.00        | \$ 4,051,199.00        | \$ 1,781,301.00        | \$ -         | \$ 5,832,500.00        | \$ -                        |
| <b>TOTAL</b>     | <b>\$ 5,832,500.00</b> | <b>\$ 4,051,199.00</b> | <b>\$ 1,781,301.00</b> | <b>\$ -</b>  | <b>\$ 5,832,500.00</b> | <b>\$ -</b>                 |

*Project financials are displayed as Project-to-Date numbers.*

# FY 2022 CAPITAL IMPROVEMENT PROGRAM

## City Road Projects

PROJECT GROUP: City of Frisco  
 PROJECT NAME: FR - Legacy To Warren Pky  
 PROJECT NUMBER: RI07116  
 MAJOR PROJECT: N/A  
 START DATE: 2017  
 PROJECT STATUS: Active  
 FUNDING SOURCE: 2007 BOND ELECTION



### PROJECT DESCRIPTION

Reconstructing and/or widening to six lanes an existing four lane divided concrete roadway from SH 121 to Warren Parkway, a distance of approximately 1.4 miles.

### OPERATIONAL IMPACT

| FUND | CURRENT<br>FY 2022 | PROJECTED IMPACT |         |         |         |        | TOTAL |
|------|--------------------|------------------|---------|---------|---------|--------|-------|
|      |                    | FY 2023          | FY 2024 | FY 2025 | FY 2026 | FUTURE |       |
| N/A  | \$ -               | \$ -             | \$ -    | \$ -    | \$ -    | \$ -   | \$ -  |

IMPACT NOTES: All future maintenance is the responsibility of the City. No operational impact to the County.

### FINANCIALS

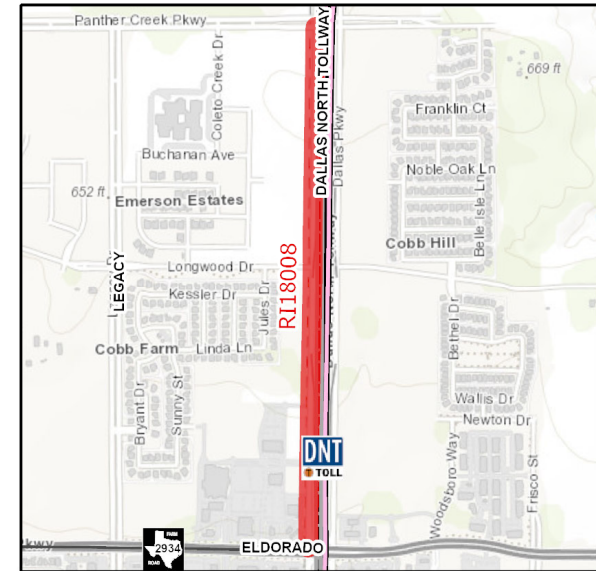
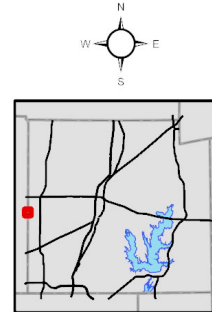
| EXPENDITURE TYPE | BUDGET                 | ACTUALS     | ENCUMBRANCES           | REQUISITIONS | TOTAL<br>EXPENDITURES  | FY 2022<br>AVAILABLE BUDGET |
|------------------|------------------------|-------------|------------------------|--------------|------------------------|-----------------------------|
| CONSTRUCTION     | \$ 4,431,000.00        | \$ -        | \$ 4,431,000.00        | \$ -         | \$ 4,431,000.00        | \$ -                        |
| <b>TOTAL</b>     | <b>\$ 4,431,000.00</b> | <b>\$ -</b> | <b>\$ 4,431,000.00</b> | <b>\$ -</b>  | <b>\$ 4,431,000.00</b> | <b>\$ -</b>                 |

*Project financials are displayed as Project-to-Date numbers.*

# FY 2022 CAPITAL IMPROVEMENT PROGRAM

## City Road Projects

**PROJECT GROUP:** City of Frisco  
**PROJECT NAME:** FR - Dallas Parkway: Eldorado Pkwy to Panther Creek Pkwy  
**PROJECT NUMBER:** RI18008  
**MAJOR PROJECT:** N/A  
**START DATE:** 2020  
**PROJECT STATUS:** Active  
**FUNDING SOURCE:** 2018 BOND ELECTION



### PROJECT DESCRIPTION

Dallas Parkway: Eldorado Pkwy to Panther Creek Pkwy

### OPERATIONAL IMPACT

| FUND | CURRENT<br>FY 2022 | PROJECTED IMPACT |         |         |         |        | TOTAL |
|------|--------------------|------------------|---------|---------|---------|--------|-------|
|      |                    | FY 2023          | FY 2024 | FY 2025 | FY 2026 | FUTURE |       |
| N/A  | \$ -               | \$ -             | \$ -    | \$ -    | \$ -    | \$ -   | \$ -  |

**IMPACT NOTES:** All future maintenance is the responsibility of the City. No operational impact to the County.

### FINANCIALS

| EXPENDITURE TYPE | BUDGET                 | ACTUALS     | ENCUMBRANCES | REQUISITIONS | TOTAL EXPENDITURES | FY 2022 AVAILABLE BUDGET |
|------------------|------------------------|-------------|--------------|--------------|--------------------|--------------------------|
| CONSTRUCTION     | \$ 2,000,000.00        | \$ -        | \$ -         | \$ -         | \$ -               | \$ 2,000,000.00          |
| <b>TOTAL</b>     | <b>\$ 2,000,000.00</b> | <b>\$ -</b> | <b>\$ -</b>  | <b>\$ -</b>  | <b>\$ -</b>        | <b>\$ 2,000,000.00</b>   |

*Project financials are displayed as Project-to-Date numbers.*

# FY 2022 CAPITAL IMPROVEMENT PROGRAM

## City Road Projects

**PROJECT GROUP:** City of Lucas

**PROJECT NAME:** LU - Lucas Road: FM  
2551/Angel Parkway to FM  
1378/Country Club Rd

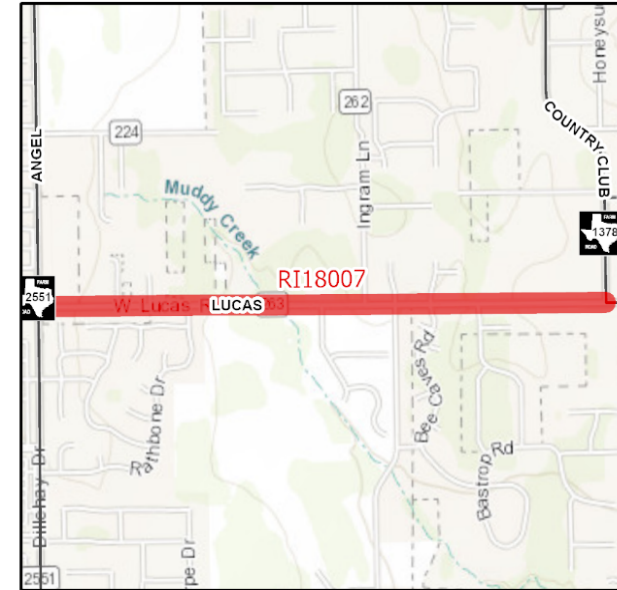
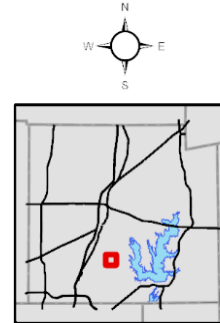
**PROJECT NUMBER:** RI18007

**MAJOR PROJECT:** N/A

**START DATE:** 2020

**PROJECT STATUS:** Active

**FUNDING SOURCE:** 2018 BOND ELECTION



### PROJECT DESCRIPTION

Lucas Road: FM 2551/Angel Parkway to FM 1378/Country Club Rd - Project has been cancelled and funding no longer needed.

### OPERATIONAL IMPACT

| FUND | CURRENT<br>FY 2022 | PROJECTED IMPACT |         |         |         |        | TOTAL |
|------|--------------------|------------------|---------|---------|---------|--------|-------|
|      |                    | FY 2023          | FY 2024 | FY 2025 | FY 2026 | FUTURE |       |
| N/A  | \$ -               | \$ -             | \$ -    | \$ -    | \$ -    | \$ -   | \$ -  |

**IMPACT NOTES:** All future maintenance is the responsibility of the City. No operational impact to the County.

### FINANCIALS

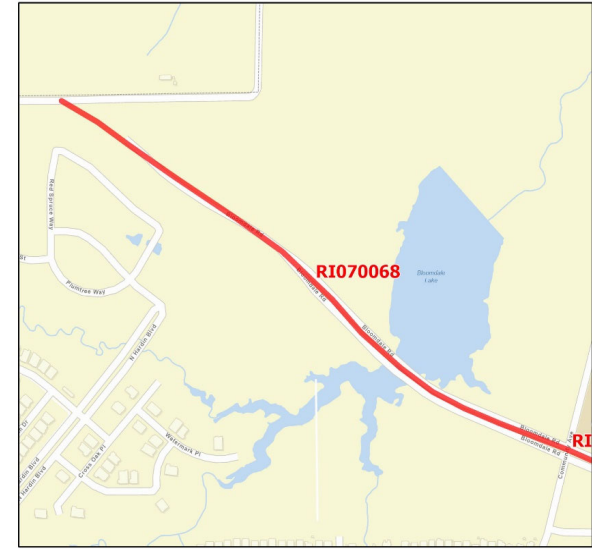
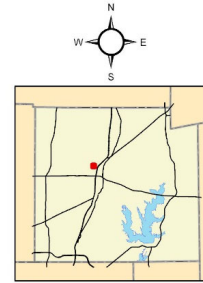
| EXPENDITURE TYPE | BUDGET                 | ACTUALS                | ENCUMBRANCES           | REQUISITIONS | TOTAL<br>EXPENDITURES  | FY 2022<br>AVAILABLE BUDGET |
|------------------|------------------------|------------------------|------------------------|--------------|------------------------|-----------------------------|
| CONSTRUCTION     | \$ 8,365,180.00        | \$ 4,182,590.00        | \$ 4,182,590.00        | \$ -         | \$ 8,365,180.00        | \$ -                        |
| <b>TOTAL</b>     | <b>\$ 8,365,180.00</b> | <b>\$ 4,182,590.00</b> | <b>\$ 4,182,590.00</b> | <b>\$ -</b>  | <b>\$ 8,365,180.00</b> | <b>\$ -</b>                 |

*Project financials are displayed as Project-to-Date numbers.*

# FY 2022 CAPITAL IMPROVEMENT PROGRAM

## City Road Projects

PROJECT GROUP: City of McKinney  
 PROJECT NAME: BLOOMDALE FROM COMMUNITY TO CR164  
 PROJECT NUMBER: RI03070068  
 MAJOR PROJECT: 070068  
 START DATE: 2017  
 PROJECT STATUS: Active  
 FUNDING SOURCE: 2003 BOND ELECTION



### PROJECT DESCRIPTION

City of McKinney - 4-Lane (Ultimately 6-lane) new alignment roadway from Community Avenue to CR 164.

### OPERATIONAL IMPACT

| FUND | CURRENT<br>FY 2022 | PROJECTED IMPACT |         |         |         |        | TOTAL |
|------|--------------------|------------------|---------|---------|---------|--------|-------|
|      |                    | FY 2023          | FY 2024 | FY 2025 | FY 2026 | FUTURE |       |
| N/A  | \$ -               | \$ -             | \$ -    | \$ -    | \$ -    | \$ -   | \$ -  |

IMPACT NOTES: All future maintenance is the responsibility of the City. No operational impact to the County.

### FINANCIALS

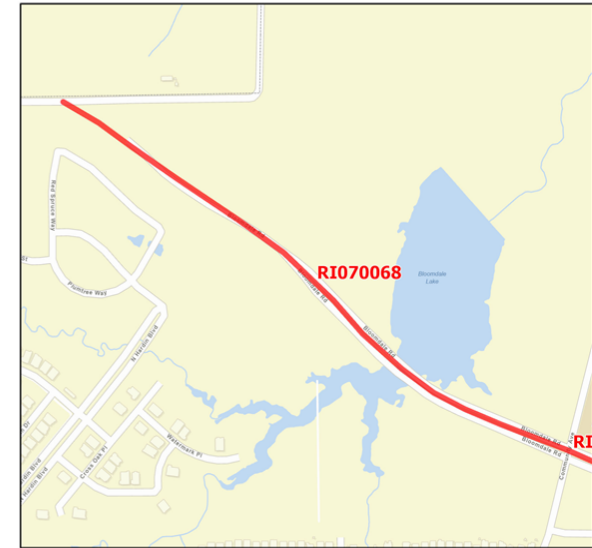
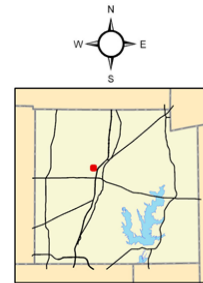
| EXPENDITURE TYPE | BUDGET               | ACTUALS     | ENCUMBRANCES         | REQUISITIONS | TOTAL<br>EXPENDITURES | FY 2022<br>AVAILABLE BUDGET |
|------------------|----------------------|-------------|----------------------|--------------|-----------------------|-----------------------------|
| CONSTRUCTION     | \$ 146,374.00        | \$ -        | \$ 146,374.00        | \$ -         | \$ 146,374.00         | \$ -                        |
| <b>TOTAL</b>     | <b>\$ 146,374.00</b> | <b>\$ -</b> | <b>\$ 146,374.00</b> | <b>\$ -</b>  | <b>\$ 146,374.00</b>  | <b>\$ -</b>                 |

*Project financials are displayed as Project-to-Date numbers.*

# FY 2022 CAPITAL IMPROVEMENT PROGRAM

## City Road Projects

PROJECT GROUP: City of McKinney  
 PROJECT NAME: BLOOMDALE FROM COMMUNITY TO CR164  
 PROJECT NUMBER: RI070068  
 MAJOR PROJECT: 070068  
 START DATE: 2017  
 PROJECT STATUS: Active  
 FUNDING SOURCE: 2007 BOND ELECTION



### PROJECT DESCRIPTION

City of McKinney - 4-Lane (Ultimately 6-lane) new alignment roadway from Community Avenue to CR 164.

### OPERATIONAL IMPACT

| FUND | CURRENT<br>FY 2022 | PROJECTED IMPACT |         |         |         |        | TOTAL |
|------|--------------------|------------------|---------|---------|---------|--------|-------|
|      |                    | FY 2023          | FY 2024 | FY 2025 | FY 2026 | FUTURE |       |
| N/A  | \$ -               | \$ -             | \$ -    | \$ -    | \$ -    | \$ -   | \$ -  |

IMPACT NOTES: All future maintenance is the responsibility of the City. No operational impact to the County.

### FINANCIALS

| EXPENDITURE TYPE | BUDGET                 | ACTUALS                | ENCUMBRANCES           | REQUISITIONS | TOTAL EXPENDITURES     | FY 2022 AVAILABLE BUDGET |
|------------------|------------------------|------------------------|------------------------|--------------|------------------------|--------------------------|
| CONSTRUCTION     | \$ 5,973,598.00        | \$ 3,059,986.00        | \$ 2,913,612.00        | \$ -         | \$ 5,973,598.00        | \$ -                     |
| <b>TOTAL</b>     | <b>\$ 5,973,598.00</b> | <b>\$ 3,059,986.00</b> | <b>\$ 2,913,612.00</b> | <b>\$ -</b>  | <b>\$ 5,973,598.00</b> | <b>\$ -</b>              |

*Project financials are displayed as Project-to-Date numbers.*

# FY 2022 CAPITAL IMPROVEMENT PROGRAM

## City Road Projects

**PROJECT GROUP:** City of McKinney

**PROJECT NAME:** MK - Wilmeth Road: Lake Forest Dr to Hardin Blvd

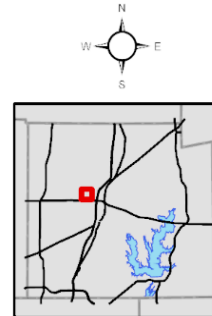
**PROJECT NUMBER:** RI18010

**MAJOR PROJECT:** N/A

**START DATE:** 2020

**PROJECT STATUS:** Active

**FUNDING SOURCE:** 2018 BOND ELECTION



### PROJECT DESCRIPTION

Wilmeth Road: Lake Forest Dr to Hardin Blvd

### OPERATIONAL IMPACT

| FUND | CURRENT<br>FY 2022 | PROJECTED IMPACT |         |         |         |        | TOTAL |
|------|--------------------|------------------|---------|---------|---------|--------|-------|
|      |                    | FY 2023          | FY 2024 | FY 2025 | FY 2026 | FUTURE |       |
| N/A  | \$ -               | \$ -             | \$ -    | \$ -    | \$ -    | \$ -   | \$ -  |

**IMPACT NOTES:** All future maintenance is the responsibility of the City. No operational impact to the County.

### FINANCIALS

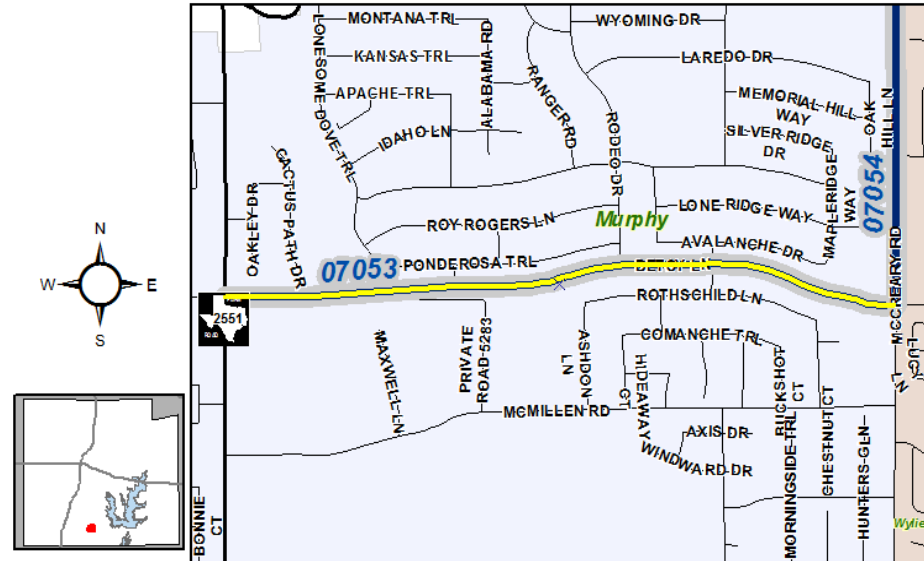
| EXPENDITURE TYPE | BUDGET                  | ACTUALS                | ENCUMBRANCES           | REQUISITIONS | TOTAL<br>EXPENDITURES   | FY 2022<br>AVAILABLE BUDGET |
|------------------|-------------------------|------------------------|------------------------|--------------|-------------------------|-----------------------------|
| CONSTRUCTION     | \$ 11,003,930.00        | \$ 5,501,965.00        | \$ 5,501,965.00        | \$ -         | \$ 11,003,930.00        | \$ -                        |
| <b>TOTAL</b>     | <b>\$ 11,003,930.00</b> | <b>\$ 5,501,965.00</b> | <b>\$ 5,501,965.00</b> | <b>\$ -</b>  | <b>\$ 11,003,930.00</b> | <b>\$ -</b>                 |

*Project financials are displayed as Project-to-Date numbers.*

# FY 2022 CAPITAL IMPROVEMENT PROGRAM

## City Road Projects

PROJECT GROUP: City of Murphy  
 PROJECT NAME: MU - Betsy Ln fr FM2551  
 PROJECT NUMBER: RI07053  
 MAJOR PROJECT: N/A  
 START DATE: 2009  
 PROJECT STATUS: Active  
 FUNDING SOURCE: 2007 BOND ELECTION



### PROJECT DESCRIPTION

Reconstruction of Betsy Ln from FM 2551 to McCreary Rd for a length of 1 mile.

### OPERATIONAL IMPACT

| FUND | CURRENT<br>FY 2022 | PROJECTED IMPACT |         |         |         |        | TOTAL |
|------|--------------------|------------------|---------|---------|---------|--------|-------|
|      |                    | FY 2023          | FY 2024 | FY 2025 | FY 2026 | FUTURE |       |
| N/A  | \$ -               | \$ -             | \$ -    | \$ -    | \$ -    | \$ -   | \$ -  |

IMPACT NOTES: All future maintenance is the responsibility of the City. No operational impact to the County.

### FINANCIALS

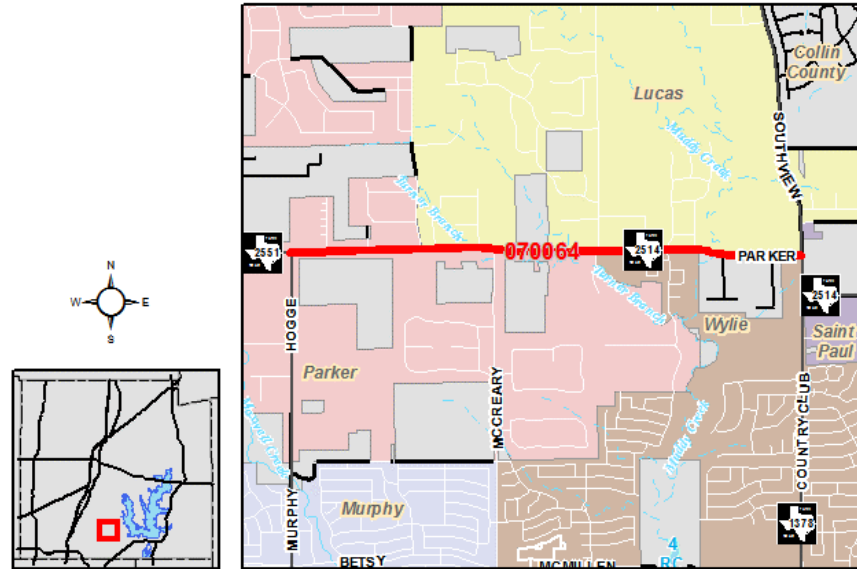
| EXPENDITURE TYPE | BUDGET                 | ACTUALS              | ENCUMBRANCES | REQUISITIONS | TOTAL<br>EXPENDITURES | FY 2022<br>AVAILABLE BUDGET |
|------------------|------------------------|----------------------|--------------|--------------|-----------------------|-----------------------------|
| CONSTRUCTION     | \$ 1,162,529.00        | \$ 997,312.44        | \$ -         | \$ -         | \$ 997,312.44         | \$ 165,216.56               |
| <b>TOTAL</b>     | <b>\$ 1,162,529.00</b> | <b>\$ 997,312.44</b> | <b>\$ -</b>  | <b>\$ -</b>  | <b>\$ 997,312.44</b>  | <b>\$ 165,216.56</b>        |

*Project financials are displayed as Project-to-Date numbers.*

# FY 2022 CAPITAL IMPROVEMENT PROGRAM

## City Road Projects

PROJECT GROUP: City of Parker  
 PROJECT NAME: PA - Parker Water Lines  
 PROJECT NUMBER: RI070064  
 MAJOR PROJECT: N/A  
 START DATE: 2015  
 PROJECT STATUS: Active  
 FUNDING SOURCE: 2007 BOND ELECTION



### PROJECT DESCRIPTION

City of Parker Added Project; Engineering and construction of the relocation of the City of Parker's water line on FM 2514 from FM 2551 to FM 1378

### OPERATIONAL IMPACT

| FUND | CURRENT FY 2022 | PROJECTED IMPACT |         |         |         |        | TOTAL |
|------|-----------------|------------------|---------|---------|---------|--------|-------|
|      |                 | FY 2023          | FY 2024 | FY 2025 | FY 2026 | FUTURE |       |
| N/A  | \$ -            | \$ -             | \$ -    | \$ -    | \$ -    | \$ -   | \$ -  |

IMPACT NOTES: All future maintenance is the responsibility of the City. No operational impact to the County.

### FINANCIALS

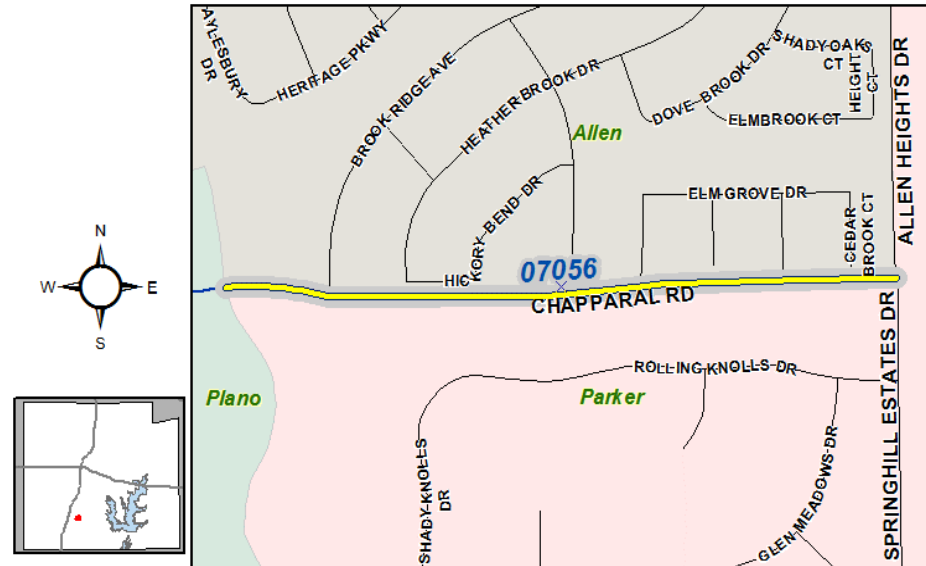
| EXPENDITURE TYPE | BUDGET                 | ACTUALS              | ENCUMBRANCES           | REQUISITIONS | TOTAL EXPENDITURES     | FY 2022 AVAILABLE BUDGET |
|------------------|------------------------|----------------------|------------------------|--------------|------------------------|--------------------------|
| CONSTRUCTION     | \$ 367,247.00          | \$ -                 | \$ 367,247.00          | \$ -         | \$ 367,247.00          | \$ -                     |
| DESIGN           | \$ 1,342,753.00        | \$ 238,855.71        | \$ 1,103,897.29        | \$ -         | \$ 1,342,753.00        | \$ -                     |
| <b>TOTAL</b>     | <b>\$ 1,710,000.00</b> | <b>\$ 238,855.71</b> | <b>\$ 1,471,144.29</b> | <b>\$ -</b>  | <b>\$ 1,710,000.00</b> | <b>\$ -</b>              |

*Project financials are displayed as Project-to-Date numbers.*

# FY 2022 CAPITAL IMPROVEMENT PROGRAM

## City Road Projects

PROJECT GROUP: City of Parker  
 PROJECT NAME: PA - Chaparral fr Sprngl  
 PROJECT NUMBER: RI07056  
 MAJOR PROJECT: N/A  
 START DATE: 2009  
 PROJECT STATUS: Active  
 FUNDING SOURCE: 2007 BOND ELECTION



### PROJECT DESCRIPTION

Widening of Chaparral Drive from Springhill Estates Drive to Cottonwood Creek from 2 lanes to 4 lanes for a length of 0.5 miles.

### OPERATIONAL IMPACT

| FUND | CURRENT<br>FY 2022 | PROJECTED IMPACT |         |         |         |        | TOTAL |
|------|--------------------|------------------|---------|---------|---------|--------|-------|
|      |                    | FY 2023          | FY 2024 | FY 2025 | FY 2026 | FUTURE |       |
| N/A  | \$ -               | \$ -             | \$ -    | \$ -    | \$ -    | \$ -   | \$ -  |

IMPACT NOTES: All future maintenance is the responsibility of the City. No operational impact to the County.

### FINANCIALS

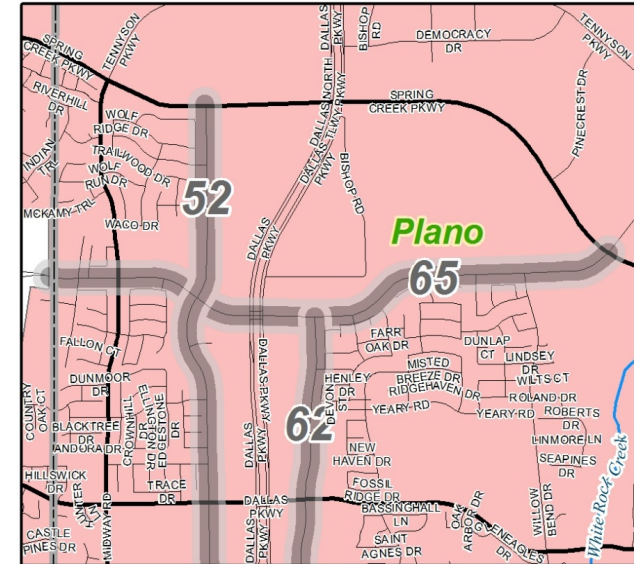
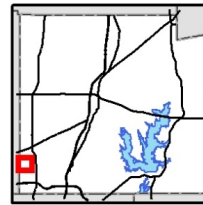
| EXPENDITURE TYPE | BUDGET                 | ACTUALS     | ENCUMBRANCES | REQUISITIONS | TOTAL EXPENDITURES | FY 2022 AVAILABLE BUDGET |
|------------------|------------------------|-------------|--------------|--------------|--------------------|--------------------------|
| CONSTRUCTION     | \$ 1,000,000.00        | \$ -        | \$ -         | \$ -         | \$ -               | \$ 1,000,000.00          |
| <b>TOTAL</b>     | <b>\$ 1,000,000.00</b> | <b>\$ -</b> | <b>\$ -</b>  | <b>\$ -</b>  | <b>\$ -</b>        | <b>\$ 1,000,000.00</b>   |

*Project financials are displayed as Project-to-Date numbers.*

# FY 2022 CAPITAL IMPROVEMENT PROGRAM

## City Road Projects

PROJECT GROUP: City of Plano  
 PROJECT NAME: PL - Windhaven Pkwy  
 PROJECT NUMBER: RI03065  
 MAJOR PROJECT: N/A  
 START DATE: 2007  
 PROJECT STATUS: Active  
 FUNDING SOURCE: 2003 BOND ELECTION



### PROJECT DESCRIPTION

Windhaven Pkwy widening - From County Line to Spring Creek Pkwy - 2.08 miles.

### OPERATIONAL IMPACT

| FUND | CURRENT<br>FY 2022 | PROJECTED IMPACT |         |         |         |        | TOTAL |
|------|--------------------|------------------|---------|---------|---------|--------|-------|
|      |                    | FY 2023          | FY 2024 | FY 2025 | FY 2026 | FUTURE |       |
| N/A  | \$ -               | \$ -             | \$ -    | \$ -    | \$ -    | \$ -   | \$ -  |

IMPACT NOTES: All future maintenance is the responsibility of the City. No operational impact to the County.

### FINANCIALS

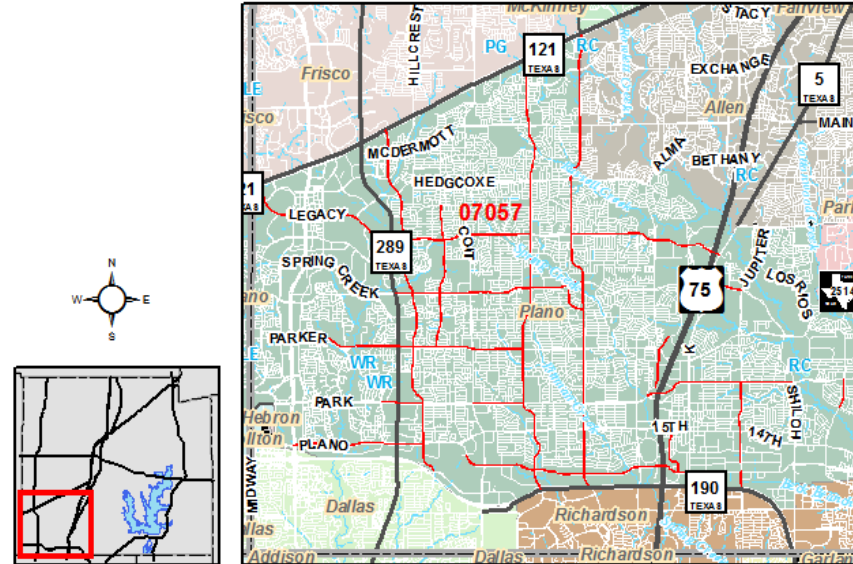
| EXPENDITURE TYPE | BUDGET                 | ACTUALS                | ENCUMBRANCES | REQUISITIONS | TOTAL<br>EXPENDITURES  | FY 2022<br>AVAILABLE BUDGET |
|------------------|------------------------|------------------------|--------------|--------------|------------------------|-----------------------------|
| CONSTRUCTION     | \$ 1,100,000.00        | \$ 1,032,135.40        | \$ -         | \$ -         | \$ 1,032,135.40        | \$ 67,864.60                |
| <b>TOTAL</b>     | <b>\$ 1,100,000.00</b> | <b>\$ 1,032,135.40</b> | <b>\$ -</b>  | <b>\$ -</b>  | <b>\$ 1,032,135.40</b> | <b>\$ 67,864.60</b>         |

*Project financials are displayed as Project-to-Date numbers.*

# FY 2022 CAPITAL IMPROVEMENT PROGRAM

## City Road Projects

PROJECT GROUP: City of Plano  
 PROJECT NAME: PL - Major Thrhfr Rehab  
 PROJECT NUMBER: RI07057  
 MAJOR PROJECT: N/A  
 START DATE: 2008  
 PROJECT STATUS: Active  
 FUNDING SOURCE: 2007 BOND ELECTION



### PROJECT DESCRIPTION

Reconstruction of Major Thoroughfare Rehabilitation.

### OPERATIONAL IMPACT

| FUND | CURRENT<br>FY 2022 | PROJECTED IMPACT |         |         |         |        | TOTAL |
|------|--------------------|------------------|---------|---------|---------|--------|-------|
|      |                    | FY 2023          | FY 2024 | FY 2025 | FY 2026 | FUTURE |       |
| N/A  | \$ -               | \$ -             | \$ -    | \$ -    | \$ -    | \$ -   | \$ -  |

IMPACT NOTES: All future maintenance is the responsibility of the City. No operational impact to the County.

### FINANCIALS

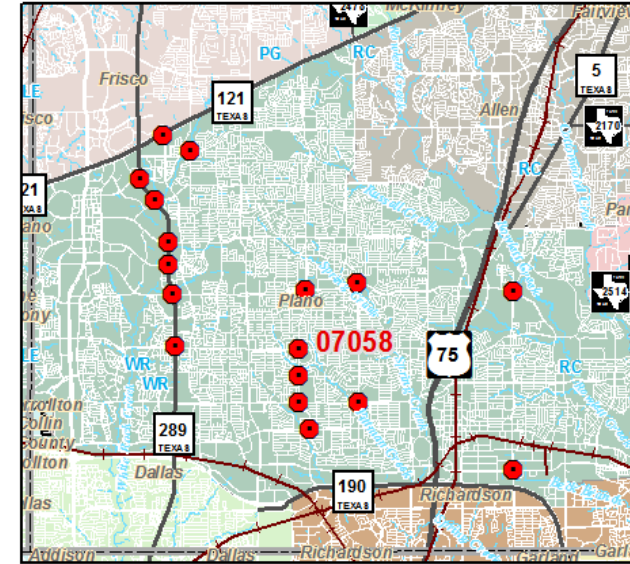
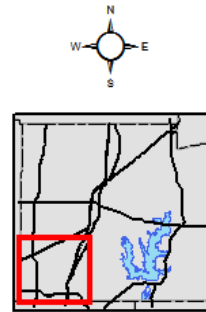
| EXPENDITURE TYPE | BUDGET                  | ACTUALS                 | ENCUMBRANCES           | REQUISITIONS | TOTAL<br>EXPENDITURES   | FY 2022<br>AVAILABLE BUDGET |
|------------------|-------------------------|-------------------------|------------------------|--------------|-------------------------|-----------------------------|
| CONSTRUCTION     | \$ 16,543,075.00        | \$ 15,043,074.45        | \$ 1,500,000.00        | \$ -         | \$ 16,543,074.45        | \$ 0.55                     |
| <b>TOTAL</b>     | <b>\$ 16,543,075.00</b> | <b>\$ 15,043,074.45</b> | <b>\$ 1,500,000.00</b> | <b>\$ -</b>  | <b>\$ 16,543,074.45</b> | <b>\$ 0.55</b>              |

Project financials are displayed as Project-to-Date numbers.

# FY 2022 CAPITAL IMPROVEMENT PROGRAM

## City Road Projects

PROJECT GROUP: City of Plano  
 PROJECT NAME: PL - Intersection Imprvmt  
 PROJECT NUMBER: RI07058  
 MAJOR PROJECT: N/A  
 START DATE: 2008  
 PROJECT STATUS: Active  
 FUNDING SOURCE: 2007 BOND ELECTION



### PROJECT DESCRIPTION

City of Plano Intersection Improvements.

### OPERATIONAL IMPACT

| FUND | CURRENT<br>FY 2022 | PROJECTED IMPACT |         |         |         |        | TOTAL |
|------|--------------------|------------------|---------|---------|---------|--------|-------|
|      |                    | FY 2023          | FY 2024 | FY 2025 | FY 2026 | FUTURE |       |
| N/A  | \$ -               | \$ -             | \$ -    | \$ -    | \$ -    | \$ -   | \$ -  |

IMPACT NOTES: All future maintenance is the responsibility of the City. No operational impact to the County.

### FINANCIALS

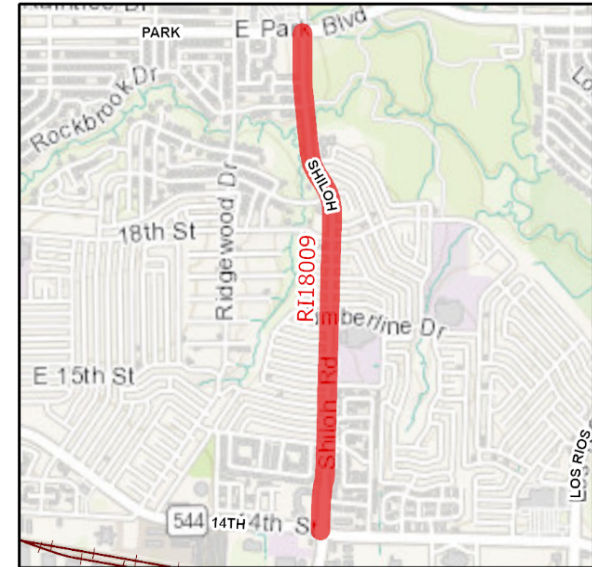
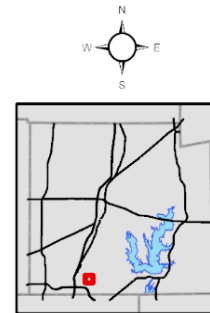
| EXPENDITURE TYPE | BUDGET                  | ACTUALS                 | ENCUMBRANCES           | REQUISITIONS | TOTAL<br>EXPENDITURES   | FY 2022<br>AVAILABLE BUDGET |
|------------------|-------------------------|-------------------------|------------------------|--------------|-------------------------|-----------------------------|
| CONSTRUCTION     | \$ 18,330,084.00        | \$ 12,260,127.54        | \$ 4,069,955.50        | \$ -         | \$ 16,330,083.04        | \$ 2,000,000.96             |
| <b>TOTAL</b>     | <b>\$ 18,330,084.00</b> | <b>\$ 12,260,127.54</b> | <b>\$ 4,069,955.50</b> | <b>\$ -</b>  | <b>\$ 16,330,083.04</b> | <b>\$ 2,000,000.96</b>      |

*Project financials are displayed as Project-to-Date numbers.*

# FY 2022 CAPITAL IMPROVEMENT PROGRAM

## City Road Projects

PROJECT GROUP: City of Plano  
 PROJECT NAME: PL - Shiloh Road: 14th Street to Park Blvd  
 PROJECT NUMBER: RI18009  
 MAJOR PROJECT: N/A  
 START DATE: 2020  
 PROJECT STATUS: Active  
 FUNDING SOURCE: 2018 BOND ELECTION



### PROJECT DESCRIPTION

Shiloh Road: 14th Street to Park Blvd

### OPERATIONAL IMPACT

| FUND | CURRENT<br>FY 2022 | PROJECTED IMPACT |         |         |         |        | TOTAL |
|------|--------------------|------------------|---------|---------|---------|--------|-------|
|      |                    | FY 2023          | FY 2024 | FY 2025 | FY 2026 | FUTURE |       |
| N/A  | \$ -               | \$ -             | \$ -    | \$ -    | \$ -    | \$ -   | \$ -  |

IMPACT NOTES: All future maintenance is the responsibility of the City. No operational impact to the County.

### FINANCIALS

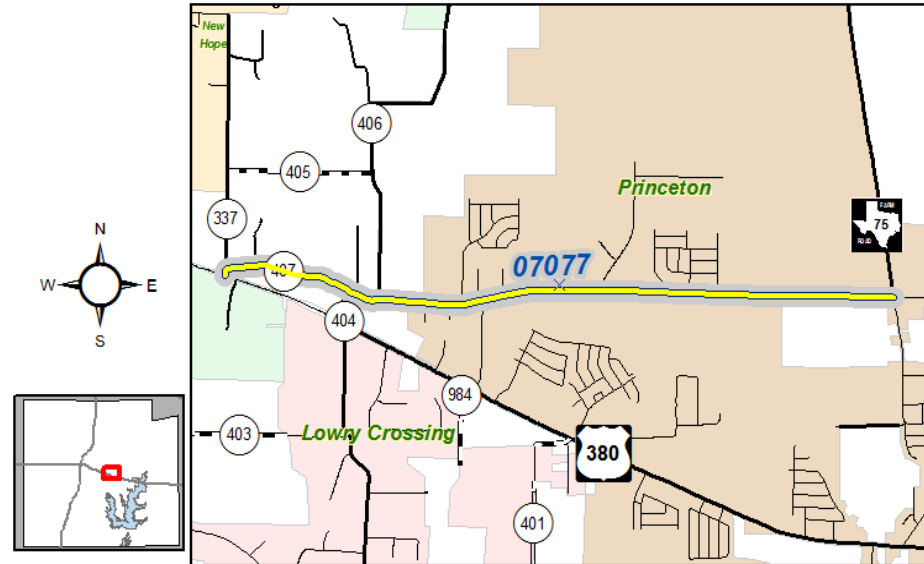
| EXPENDITURE TYPE | BUDGET                 | ACTUALS     | ENCUMBRANCES | REQUISITIONS | TOTAL<br>EXPENDITURES | FY 2022<br>AVAILABLE BUDGET |
|------------------|------------------------|-------------|--------------|--------------|-----------------------|-----------------------------|
| CONSTRUCTION     | \$ 4,942,136.00        | \$ -        | \$ -         | \$ -         | \$ -                  | \$ 4,942,136.00             |
| <b>TOTAL</b>     | <b>\$ 4,942,136.00</b> | <b>\$ -</b> | <b>\$ -</b>  | <b>\$ -</b>  | <b>\$ -</b>           | <b>\$ 4,942,136.00</b>      |

*Project financials are displayed as Project-to-Date numbers.*

# FY 2022 CAPITAL IMPROVEMENT PROGRAM

## City Road Projects

PROJECT GROUP: City of Princeton  
 PROJECT NAME: PN - CR407 frm US 380  
 PROJECT NUMBER: RI07077  
 MAJOR PROJECT: N/A  
 START DATE: 2009  
 PROJECT STATUS: Active  
 FUNDING SOURCE: 2007 BOND ELECTION



### PROJECT DESCRIPTION

Reconstruction of CR 407 (Monte Carlo Blvd) from US 380 to FM 75 for a length of 2.27 miles.

### OPERATIONAL IMPACT

| FUND | CURRENT<br>FY 2022 | PROJECTED IMPACT |         |         |         |        | TOTAL |
|------|--------------------|------------------|---------|---------|---------|--------|-------|
|      |                    | FY 2023          | FY 2024 | FY 2025 | FY 2026 | FUTURE |       |
| N/A  | \$ -               | \$ -             | \$ -    | \$ -    | \$ -    | \$ -   | \$ -  |

IMPACT NOTES: All future maintenance is the responsibility of the City. No operational impact to the County.

### FINANCIALS

| EXPENDITURE TYPE | BUDGET                 | ACTUALS                | ENCUMBRANCES | REQUISITIONS | TOTAL EXPENDITURES     | FY 2022 AVAILABLE BUDGET |
|------------------|------------------------|------------------------|--------------|--------------|------------------------|--------------------------|
| CONSTRUCTION     | \$ 4,071,986.00        | \$ 3,976,575.00        | \$ -         | \$ -         | \$ 3,976,575.00        | \$ 95,411.00             |
| <b>TOTAL</b>     | <b>\$ 4,071,986.00</b> | <b>\$ 3,976,575.00</b> | <b>\$ -</b>  | <b>\$ -</b>  | <b>\$ 3,976,575.00</b> | <b>\$ 95,411.00</b>      |

*Project financials are displayed as Project-to-Date numbers.*

# FY 2022 CAPITAL IMPROVEMENT PROGRAM

## City Road Projects

**PROJECT GROUP:** City of Princeton

**PROJECT NAME:** PN - Myrick Lane: FM 982/2nd St to Western City Limit

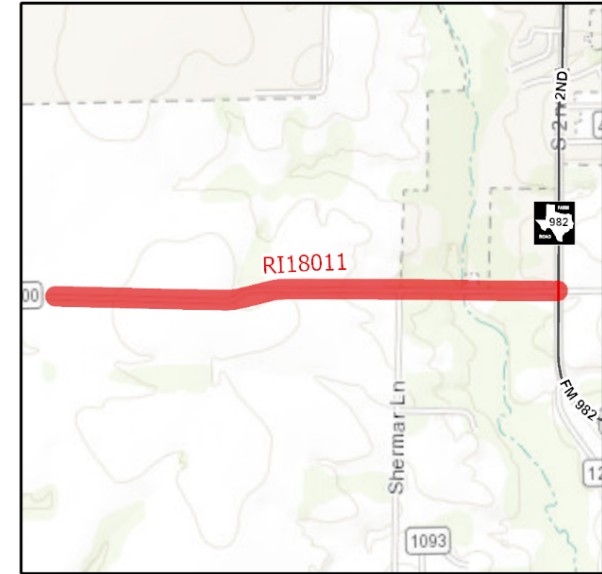
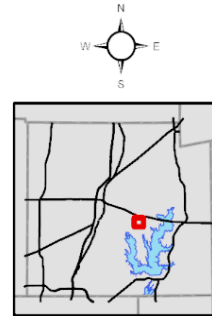
**PROJECT NUMBER:** RI18011

**MAJOR PROJECT:** N/A

**START DATE:** 2020

**PROJECT STATUS:** Active

**FUNDING SOURCE:** 2018 BOND ELECTION



### PROJECT DESCRIPTION

Myrick Lane: FM 982/2nd St to Western City Limit

### OPERATIONAL IMPACT

| FUND | CURRENT<br>FY 2022 | PROJECTED IMPACT |         |         |         |        | TOTAL |
|------|--------------------|------------------|---------|---------|---------|--------|-------|
|      |                    | FY 2023          | FY 2024 | FY 2025 | FY 2026 | FUTURE |       |
| N/A  | \$ -               | \$ -             | \$ -    | \$ -    | \$ -    | \$ -   | \$ -  |

**IMPACT NOTES:** All future maintenance is the responsibility of the City. No operational impact to the County.

### FINANCIALS

| EXPENDITURE TYPE | BUDGET                 | ACTUALS                | ENCUMBRANCES | REQUISITIONS | TOTAL<br>EXPENDITURES  | FY 2022<br>AVAILABLE BUDGET |
|------------------|------------------------|------------------------|--------------|--------------|------------------------|-----------------------------|
| CONSTRUCTION     | \$ 7,997,510.00        | \$ 3,998,755.00        | \$ -         | \$ -         | \$ 3,998,755.00        | \$ 3,998,755.00             |
| <b>TOTAL</b>     | <b>\$ 7,997,510.00</b> | <b>\$ 3,998,755.00</b> | <b>\$ -</b>  | <b>\$ -</b>  | <b>\$ 3,998,755.00</b> | <b>\$ 3,998,755.00</b>      |

*Project financials are displayed as Project-to-Date numbers.*

# FY 2022 CAPITAL IMPROVEMENT PROGRAM

## City Road Projects

PROJECT GROUP: City of Sachse  
 PROJECT NAME: SA - Maxwell Ck fr Ranch  
 PROJECT NUMBER: RI07089  
 MAJOR PROJECT: N/A  
 START DATE: 2012  
 PROJECT STATUS: Active  
 FUNDING SOURCE: 2007 BOND ELECTION



### PROJECT DESCRIPTION

Reconstruction of Maxwell Creek Rd from Ranch Rd to North city limit for a length of 0.93 miles.

### OPERATIONAL IMPACT

| FUND | CURRENT<br>FY 2022 | PROJECTED IMPACT |         |         |         |        | TOTAL |
|------|--------------------|------------------|---------|---------|---------|--------|-------|
|      |                    | FY 2023          | FY 2024 | FY 2025 | FY 2026 | FUTURE |       |
| N/A  | \$ -               | \$ -             | \$ -    | \$ -    | \$ -    | \$ -   | \$ -  |

IMPACT NOTES: All future maintenance is the responsibility of the City. No operational impact to the County.

### FINANCIALS

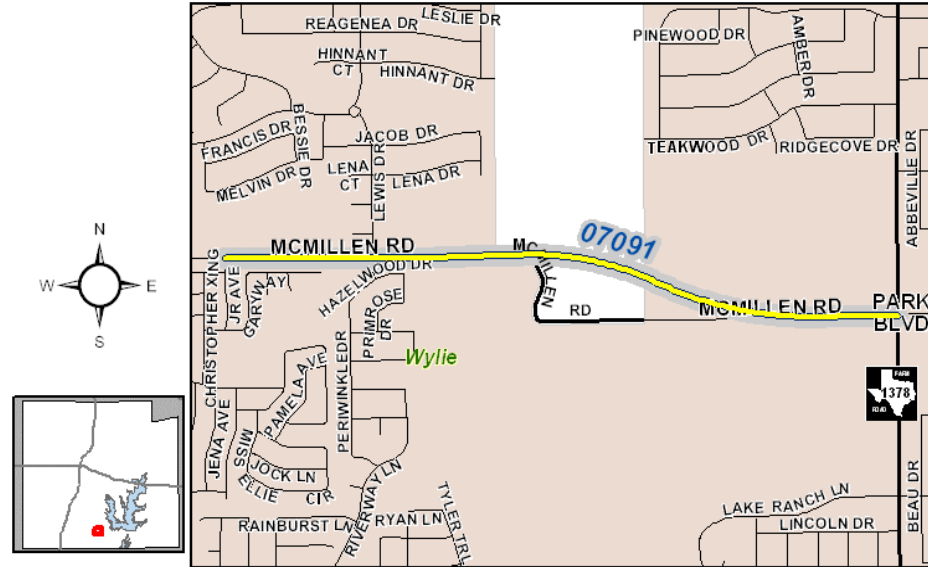
| EXPENDITURE TYPE | BUDGET               | ACTUALS              | ENCUMBRANCES | REQUISITIONS | TOTAL<br>EXPENDITURES | FY 2022<br>AVAILABLE BUDGET |
|------------------|----------------------|----------------------|--------------|--------------|-----------------------|-----------------------------|
| CONSTRUCTION     | \$ 588,000.00        | \$ 441,982.65        | \$ -         | \$ -         | \$ 441,982.65         | \$ 146,017.35               |
| <b>TOTAL</b>     | <b>\$ 588,000.00</b> | <b>\$ 441,982.65</b> | <b>\$ -</b>  | <b>\$ -</b>  | <b>\$ 441,982.65</b>  | <b>\$ 146,017.35</b>        |

Project financials are displayed as Project-to-Date numbers.

# FY 2022 CAPITAL IMPROVEMENT PROGRAM

## City Road Projects

PROJECT GROUP: City of Wylie  
 PROJECT NAME: WY - McMillan Rd fr McCre  
 PROJECT NUMBER: RI07091  
 MAJOR PROJECT: N/A  
 START DATE: 2009  
 PROJECT STATUS: Active  
 FUNDING SOURCE: 2007 BOND ELECTION



### PROJECT DESCRIPTION

Reconstruction of McMillan Rd (Park Blvd) from E. of McCreary to FM 1378 for a length of 1.089 miles.

### OPERATIONAL IMPACT

| FUND | CURRENT<br>FY 2022 | PROJECTED IMPACT |         |         |         |        | TOTAL |
|------|--------------------|------------------|---------|---------|---------|--------|-------|
|      |                    | FY 2023          | FY 2024 | FY 2025 | FY 2026 | FUTURE |       |
| N/A  | \$ -               | \$ -             | \$ -    | \$ -    | \$ -    | \$ -   | \$ -  |

IMPACT NOTES: All future maintenance is the responsibility of the City. No operational impact to the County.

### FINANCIALS

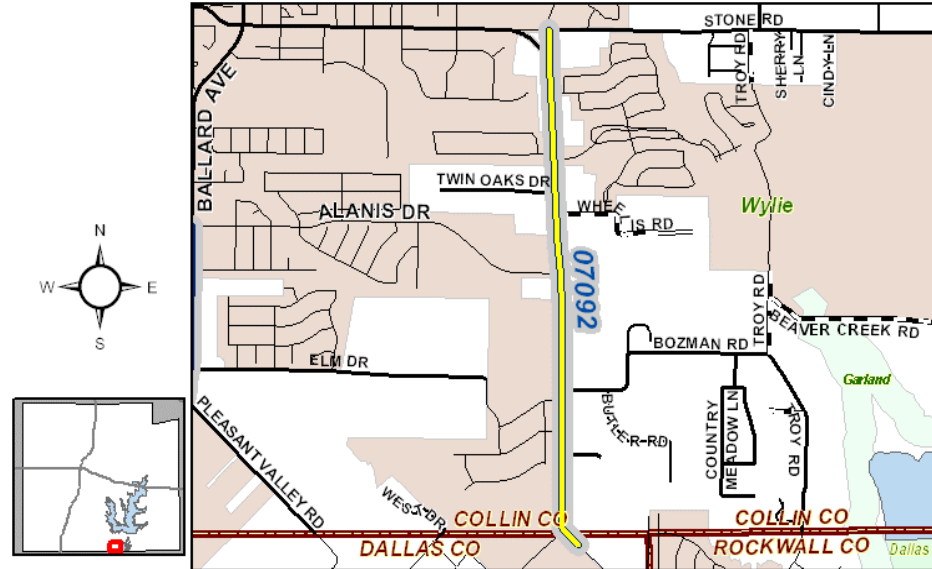
| EXPENDITURE TYPE | BUDGET                 | ACTUALS                | ENCUMBRANCES           | REQUISITIONS | TOTAL<br>EXPENDITURES  | FY 2022<br>AVAILABLE BUDGET |
|------------------|------------------------|------------------------|------------------------|--------------|------------------------|-----------------------------|
| CONSTRUCTION     | \$ 4,149,375.00        | \$ 1,000,000.00        | \$ 750,000.00          | \$ -         | \$ 1,750,000.00        | \$ 2,399,375.00             |
| CONTINGENCY      | \$ 1,676,775.00        | \$ -                   | \$ 1,676,775.00        | \$ -         | \$ 1,676,775.00        | \$ -                        |
| <b>TOTAL</b>     | <b>\$ 5,826,150.00</b> | <b>\$ 1,000,000.00</b> | <b>\$ 2,426,775.00</b> | <b>\$ -</b>  | <b>\$ 3,426,775.00</b> | <b>\$ 2,399,375.00</b>      |

Project financials are displayed as Project-to-Date numbers.

# FY 2022 CAPITAL IMPROVEMENT PROGRAM

## City Road Projects

PROJECT GROUP: City of Wylie  
 PROJECT NAME: WY - Stone Rd fr Akin Ln  
 PROJECT NUMBER: RI07092  
 MAJOR PROJECT: N/A  
 START DATE: 2009  
 PROJECT STATUS: Active  
 FUNDING SOURCE: 2007 BOND ELECTION



### PROJECT DESCRIPTION

Reconstruction of Stone Rd from Akin Ln to County Line Rd for a length of 1.98 miles.

### OPERATIONAL IMPACT

| FUND | CURRENT<br>FY 2022 | PROJECTED IMPACT |         |         |         |        | TOTAL |
|------|--------------------|------------------|---------|---------|---------|--------|-------|
|      |                    | FY 2023          | FY 2024 | FY 2025 | FY 2026 | FUTURE |       |
| N/A  | \$ -               | \$ -             | \$ -    | \$ -    | \$ -    | \$ -   | \$ -  |

IMPACT NOTES: All future maintenance is the responsibility of the City. No operational impact to the County.

### FINANCIALS

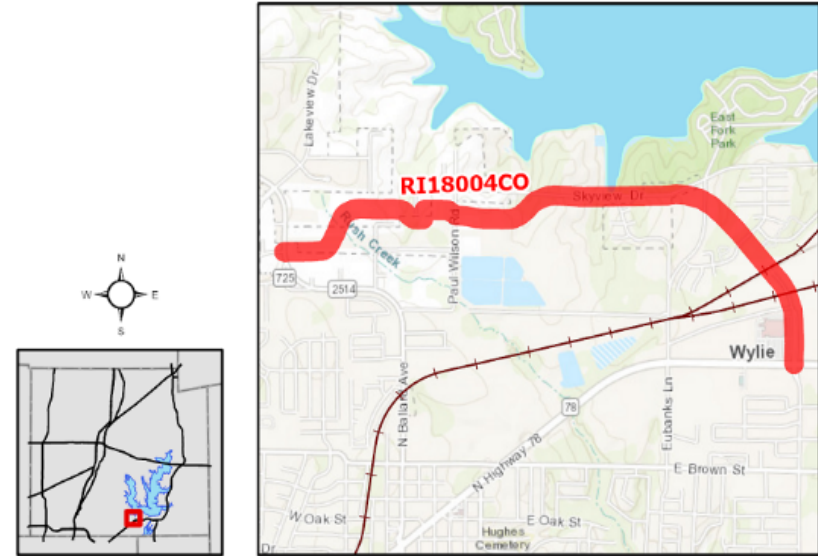
| EXPENDITURE TYPE | BUDGET                 | ACTUALS              | ENCUMBRANCES | REQUISITIONS | TOTAL<br>EXPENDITURES | FY 2022<br>AVAILABLE BUDGET |
|------------------|------------------------|----------------------|--------------|--------------|-----------------------|-----------------------------|
| CONSTRUCTION     | \$ 4,521,250.00        | \$ 500,000.00        | \$ -         | \$ -         | \$ 500,000.00         | \$ 4,021,250.00             |
| <b>TOTAL</b>     | <b>\$ 4,521,250.00</b> | <b>\$ 500,000.00</b> | <b>\$ -</b>  | <b>\$ -</b>  | <b>\$ 500,000.00</b>  | <b>\$ 4,021,250.00</b>      |

Project financials are displayed as Project-to-Date numbers.

# FY 2022 CAPITAL IMPROVEMENT PROGRAM

## City Road Projects

PROJECT GROUP: County City  
 PROJECT NAME: Park FM2514 to SH 78  
 PROJECT NUMBER: RI18004CO  
 MAJOR PROJECT: RI18004  
 START DATE: 2019  
 PROJECT STATUS: Active  
 FUNDING SOURCE: 2018 BOND ELECTION



### PROJECT DESCRIPTION

Park FM2514 to SH 78. Road is expected to be complete the summer of 2024.

### OPERATIONAL IMPACT

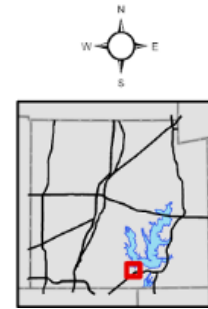
| FUND                 | CURRENT<br>FY 2022 | PROJECTED IMPACT |         |               |               |               | TOTAL         |
|----------------------|--------------------|------------------|---------|---------------|---------------|---------------|---------------|
|                      |                    | FY 2023          | FY 2024 | FY 2025       | FY 2026       | FUTURE        |               |
| 1010 - Road & Bridge | \$ -               | \$ -             | \$ -    | \$ 100,000.00 | \$ 100,000.00 | \$ 100,000.00 | \$ 300,000.00 |

**IMPACT NOTES:** Only 3/4 of a mile falls under the County's maintenance. Operational impact is estimated to be 2% of the construction cost per year. All County road maintenance is budgeted in the Road & Bridge Fund.

# FY 2022 CAPITAL IMPROVEMENT PROGRAM

## City Road Projects

PROJECT GROUP: County City  
 PROJECT NAME: Park FM2514 to SH 78  
 PROJECT NUMBER: RI18004CO  
 MAJOR PROJECT: RI18004  
 START DATE: 2019  
 PROJECT STATUS: Active  
 FUNDING SOURCE: 2018 BOND ELECTION



### FINANCIALS

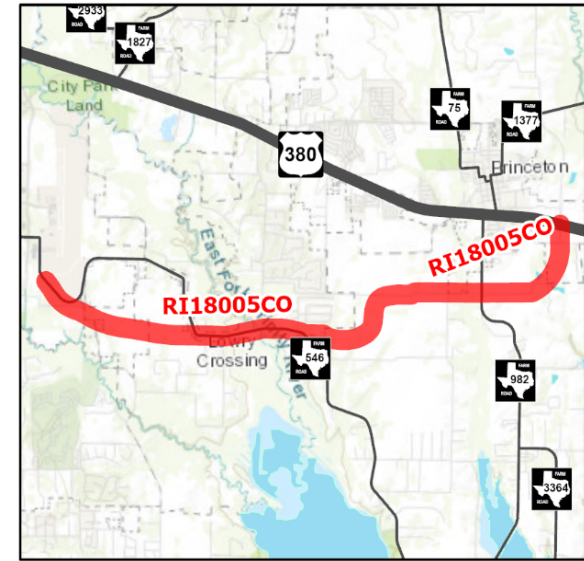
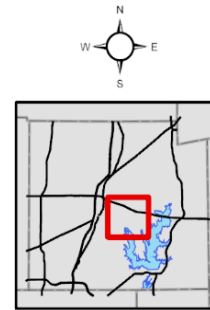
| EXPENDITURE TYPE         | BUDGET                  | ACTUALS                | ENCUMBRANCES        | REQUISITIONS | TOTAL EXPENDITURES     | FY 2022 AVAILABLE BUDGET |
|--------------------------|-------------------------|------------------------|---------------------|--------------|------------------------|--------------------------|
| CONSTRUCTION             | \$ 25,000,000.00        | \$ -                   | \$ -                | \$ -         | \$ -                   | \$ 25,000,000.00         |
| DESIGN                   | \$ 69,729.00            | \$ 47,017.06           | \$ 22,711.94        | \$ -         | \$ 69,729.00           | \$ -                     |
| RIGHT OF WAY ACQUISITION | \$ 2,930,271.00         | \$ 2,482,833.98        | \$ -                | \$ -         | \$ 2,482,833.98        | \$ 447,437.02            |
| <b>TOTAL</b>             | <b>\$ 28,000,000.00</b> | <b>\$ 2,529,851.04</b> | <b>\$ 22,711.94</b> | <b>\$ -</b>  | <b>\$ 2,552,562.98</b> | <b>\$ 25,447,437.02</b>  |

*Project financials are displayed as Project-to-Date numbers.*

# FY 2022 CAPITAL IMPROVEMENT PROGRAM

## City Road Projects

PROJECT GROUP: County City  
 PROJECT NAME: FM 546 / CR400  
 PROJECT NUMBER: RI18005CO  
 MAJOR PROJECT: RI18005  
 START DATE: 2019  
 PROJECT STATUS: Active  
 FUNDING SOURCE: 2018 BOND ELECTION



### PROJECT DESCRIPTION

FM 546 / CR400: Mckinney Airport To CR 458 / US 380.

### OPERATIONAL IMPACT

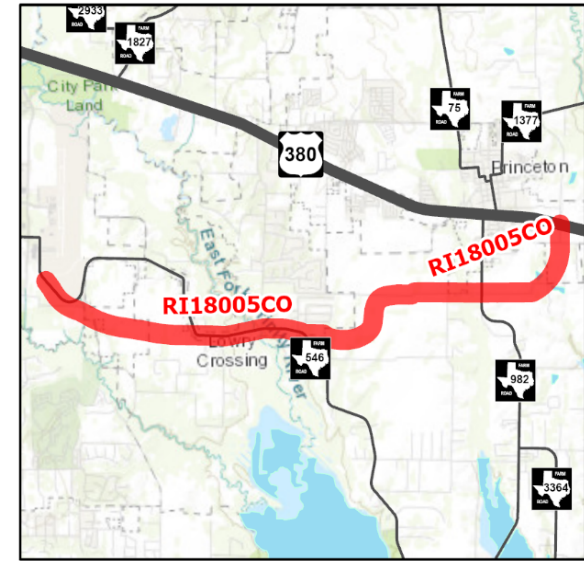
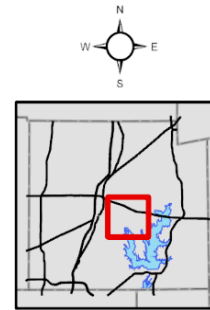
| FUND                 | CURRENT<br>FY 2022 | PROJECTED IMPACT |         |         |         |        | TOTAL |
|----------------------|--------------------|------------------|---------|---------|---------|--------|-------|
|                      |                    | FY 2023          | FY 2024 | FY 2025 | FY 2026 | FUTURE |       |
| 1010 - Road & Bridge | \$ -               | \$ -             | \$ -    | \$ -    | \$ -    | \$ -   | \$ -  |

**IMPACT NOTES:** The County is only responsible for maintenance in the portion that is in the unincorporated area. Construction for this road is not included at this time in the 2018 Bond Election.

# FY 2022 CAPITAL IMPROVEMENT PROGRAM

## City Road Projects

PROJECT GROUP: County City  
 PROJECT NAME: FM 546 / CR400  
 PROJECT NUMBER: RI18005CO  
 MAJOR PROJECT: RI18005  
 START DATE: 2019  
 PROJECT STATUS: Active  
 FUNDING SOURCE: 2018 BOND ELECTION



### FINANCIALS

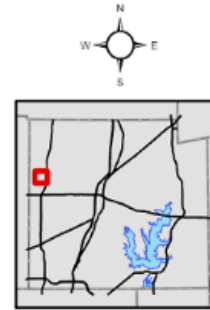
| EXPENDITURE TYPE         | BUDGET                  | ACTUALS                | ENCUMBRANCES           | REQUISITIONS | TOTAL EXPENDITURES     | FY 2022 AVAILABLE BUDGET |
|--------------------------|-------------------------|------------------------|------------------------|--------------|------------------------|--------------------------|
| DESIGN                   | \$ 4,000,000.00         | \$ 1,275,758.45        | \$ 2,436,916.17        | \$ -         | \$ 3,712,674.62        | \$ 287,325.38            |
| RIGHT OF WAY ACQUISITION | \$ 10,000,000.00        | \$ -                   | \$ -                   | \$ -         | \$ -                   | \$ 10,000,000.00         |
| <b>TOTAL</b>             | <b>\$ 14,000,000.00</b> | <b>\$ 1,275,758.45</b> | <b>\$ 2,436,916.17</b> | <b>\$ -</b>  | <b>\$ 3,712,674.62</b> | <b>\$ 10,287,325.38</b>  |

*Project financials are displayed as Project-to-Date numbers.*

# FY 2022 CAPITAL IMPROVEMENT PROGRAM

## City Road Projects

PROJECT GROUP: County City  
 PROJECT NAME: Frontier DNT TO SH 289  
 PROJECT NUMBER: RI18006CO  
 MAJOR PROJECT: RI18006  
 START DATE: 2019  
 PROJECT STATUS: Active  
 FUNDING SOURCE: 2018 BOND ELECTION



### PROJECT DESCRIPTION

Frontier: DNT TO SH 289/Preston.

### OPERATIONAL IMPACT

| FUND | CURRENT<br>FY 2022 | PROJECTED IMPACT |         |         |         |        | TOTAL |
|------|--------------------|------------------|---------|---------|---------|--------|-------|
|      |                    | FY 2023          | FY 2024 | FY 2025 | FY 2026 | FUTURE |       |
| N/A  | \$ -               | \$ -             | \$ -    | \$ -    | \$ -    | \$ -   | \$ -  |

IMPACT NOTES: All future maintenance is the responsibility of the Cities. No operational impact to the County.

### FINANCIALS

| EXPENDITURE TYPE | BUDGET                 | ACTUALS              | ENCUMBRANCES           | REQUISITIONS | TOTAL<br>EXPENDITURES  | FY 2022<br>AVAILABLE BUDGET |
|------------------|------------------------|----------------------|------------------------|--------------|------------------------|-----------------------------|
| CONSTRUCTION     | \$ 4,000,000.00        | \$ 562,954.92        | \$ 3,437,045.08        | \$ -         | \$ 4,000,000.00        | \$ -                        |
| <b>TOTAL</b>     | <b>\$ 4,000,000.00</b> | <b>\$ 562,954.92</b> | <b>\$ 3,437,045.08</b> | <b>\$ -</b>  | <b>\$ 4,000,000.00</b> | <b>\$ -</b>                 |

*Project financials are displayed as Project-to-Date numbers.*

FY 2022 CAPITAL IMPROVEMENT PROGRAM

*County Road Projects*

| PROJECT                              |                             | BUDGET                  | EXPENDITURES           | AVAILABLE               |
|--------------------------------------|-----------------------------|-------------------------|------------------------|-------------------------|
| <b>Collin County - Discretionary</b> |                             |                         |                        |                         |
| RI070000                             | Discretionary               | \$ 240,621.00           | \$ (23,762.50)         | \$ 264,383.50           |
| RI070041                             | CR564 - BR Pilot Grove CK   | \$ 500,000.00           | \$ 64,401.00           | \$ 435,599.00           |
| RI070042                             | CR613 - Grove Creek         | \$ 530,000.00           | \$ 518,182.95          | \$ 11,817.05            |
| RI070043                             | CR604 - Elm Creek           | \$ 530,000.00           | \$ 421,198.10          | \$ 108,801.90           |
| RI070044                             | CR664 - Br Arnold Creek     | \$ 440,000.00           | \$ 330,436.50          | \$ 109,563.50           |
| RI18000A                             | Proposition A Discretionary | \$ 105,334.00           | \$ -                   | \$ 105,334.00           |
| RI18000B                             | 2018 Prop B Discretionary   | \$ 10,000,000.00        | \$ -                   | \$ 10,000,000.00        |
|                                      |                             | <b>\$ 12,345,955.00</b> | <b>\$ 1,310,456.05</b> | <b>\$ 11,035,498.95</b> |

**Collin County Regional**

|           |                                            |                          |                         |                          |
|-----------|--------------------------------------------|--------------------------|-------------------------|--------------------------|
| RI070020  | FM2551 - Engineering                       | \$ 3,744,123.00          | \$ 3,651,252.30         | \$ 92,870.70             |
| RI070048  | US 380: Airport - CR458                    | \$ 732,818.00            | \$ 181,400.70           | \$ 551,417.30            |
| RI070049  | FM 546/CR400: Airport E PR                 | \$ 1,300,000.00          | \$ -                    | \$ 1,300,000.00          |
| RI070052  | FM1378, FM1378N - FM3286                   | \$ 1,470,609.00          | \$ 1,057,120.37         | \$ 413,488.63            |
| RI070054  | FM2514, Lavon Pkwy-Brown                   | \$ 4,638,724.00          | \$ 1,319,137.40         | \$ 3,319,586.60          |
| RI070056  | SH78: FM6 - CR557                          | \$ 1,084,700.00          | \$ -                    | \$ 1,084,700.00          |
| RI07095   | Outer Loop frm DNT to 289                  | \$ 9,987,000.00          | \$ 9,803,022.59         | \$ 183,977.41            |
| RI0718003 | SE Collin County Mobility Study            | \$ 1,500,000.00          | \$ 988,308.55           | \$ 511,691.45            |
| RI18001   | US380 Denton Cnty to Custer                | \$ 38,020,000.00         | \$ 3,124,174.95         | \$ 34,895,825.05         |
| RI18002   | SP 399 SRT by Airport                      | \$ 40,908,000.00         | \$ -                    | \$ 40,908,000.00         |
| RI18003   | US 78 PGBT to FM 6                         | \$ 14,800,000.00         | \$ -                    | \$ 14,800,000.00         |
| RI18013   | US 380, Airport to East Outer Loop         | \$ 20,000,000.00         | \$ -                    | \$ 20,000,000.00         |
| RI18017   | US 380, Airport to Custer Land Acquisition | \$ 40,000,000.00         | \$ 8,992,922.00         | \$ 31,007,078.00         |
| RI18OL001 | Collin/Denton Line to SH289                | \$ 14,400,000.00         | \$ 11,891,732.12        | \$ 2,508,267.88          |
| RI18OL002 | Outerloop - BS289 to 75                    | \$ 96,821,974.80         | \$ 34,205,177.91        | \$ 62,616,796.89         |
| RI18OL004 | Outer Loop, SH 121 to US 380               | \$ 6,300,000.00          | \$ -                    | \$ 6,300,000.00          |
| RI18OL005 | Outer Loop, US 380 to FM 6                 | \$ 3,000,000.00          | \$ -                    | \$ 3,000,000.00          |
| RI18OL006 | Outer Loop, FM 6 to Rockwall County        | \$ 1,200,000.00          | \$ -                    | \$ 1,200,000.00          |
| RIP75301  | Mobility Plan Update                       | \$ 132,900.00            | \$ 86,711.55            | \$ 46,188.45             |
| BDP75301  | Mobility Plan Update                       | \$ 2,602.88              | \$ -                    | \$ 2,602.88              |
|           |                                            | <b>\$ 300,043,451.68</b> | <b>\$ 75,300,960.44</b> | <b>\$ 224,742,491.24</b> |

FY 2022 CAPITAL IMPROVEMENT PROGRAM

*County Road Projects*

| PROJECT                           |                           | BUDGET                   | EXPENDITURES            | AVAILABLE                |
|-----------------------------------|---------------------------|--------------------------|-------------------------|--------------------------|
| <b>Collin County Rural Road</b>   |                           |                          |                         |                          |
| RI03078                           | CR166 (youth barn) - RRD  | \$ 4,193,125.00          | \$ 4,002,204.42         | \$ 190,920.58            |
| RI07099                           | CR - Park Blvd fr FM2514  | \$ 3,688,600.00          | \$ 3,688,599.66         | \$ 0.34                  |
| RI07101                           | CR - CR 424 fr Sheffield  | \$ 1,120,000.00          | \$ -                    | \$ 1,120,000.00          |
|                                   |                           | <b>\$ 9,001,725.00</b>   | <b>\$ 7,690,804.08</b>  | <b>\$ 1,310,920.92</b>   |
| <b>County Bridges</b>             |                           |                          |                         |                          |
| RI03082                           | CR282 - Bridge            | \$ 29,000.00             | \$ 18,000.00            | \$ 11,000.00             |
| RI070015                          | CD - CR601 TomBeanCreek   | \$ 380,349.00            | \$ 328,207.41           | \$ 52,141.59             |
| RI070028                          | CR317 @ Wilson Creek      | \$ 532,699.00            | \$ 460,523.50           | \$ 72,175.50             |
| RI07103                           | CD - CR 618 @ Cedar Creek | \$ 650,701.00            | \$ 638,900.13           | \$ 11,800.87             |
|                                   |                           | <b>\$ 1,592,749.00</b>   | <b>\$ 1,445,631.04</b>  | <b>\$ 147,117.96</b>     |
| <b>County - City - State</b>      |                           |                          |                         |                          |
| RI18014                           | US 380: Airport to CR 458 | \$ 11,000,000.00         | \$ -                    | \$ 11,000,000.00         |
| RI18016                           | FM 545 Contributions      | \$ 1,894,613.00          | \$ -                    | \$ 1,894,613.00          |
|                                   |                           | <b>\$ 12,894,613.00</b>  | <b>\$ -</b>             | <b>\$ 12,894,613.00</b>  |
| <b>TOTAL COUNTY ROAD PROJECTS</b> |                           | <b>\$ 335,878,493.68</b> | <b>\$ 85,747,851.61</b> | <b>\$ 250,130,642.07</b> |

FY 2022 CAPITAL IMPROVEMENT PROGRAM

County Road Projects

PROJECT GROUP: Collin County - Discretionary

PROJECT NAME: Discretionary


PROJECT NUMBER: RI070000

MAJOR PROJECT: N/A

START DATE: 2007

PROJECT STATUS: Active

FUNDING SOURCE: 2007 BOND ELECTION



**PROJECT DESCRIPTION**

2007 Contingency Road Bond Funds.

**OPERATIONAL IMPACT**

| FUND | CURRENT<br>FY 2022 | PROJECTED IMPACT |         |         |         |        | TOTAL |
|------|--------------------|------------------|---------|---------|---------|--------|-------|
|      |                    | FY 2023          | FY 2024 | FY 2025 | FY 2026 | FUTURE |       |
| N/A  | \$ -               | \$ -             | \$ -    | \$ -    | \$ -    | \$ -   | \$ -  |

**IMPACT NOTES:** Discretionary funding. Not allocated to any specific project at this time. Operational impact to be determined when projects are identified.

**FINANCIALS**

| EXPENDITURE TYPE | BUDGET               | ACTUALS               | ENCUMBRANCES | REQUISITIONS | TOTAL<br>EXPENDITURES | FY 2022<br>AVAILABLE BUDGET |
|------------------|----------------------|-----------------------|--------------|--------------|-----------------------|-----------------------------|
| CONTINGENCY      | \$ 240,621.00        | \$ (23,762.50)        | \$ -         | \$ -         | \$ (23,762.50)        | \$ 264,383.50               |
| <b>TOTAL</b>     | <b>\$ 240,621.00</b> | <b>\$ (23,762.50)</b> | <b>\$ -</b>  | <b>\$ -</b>  | <b>\$ (23,762.50)</b> | <b>\$ 264,383.50</b>        |

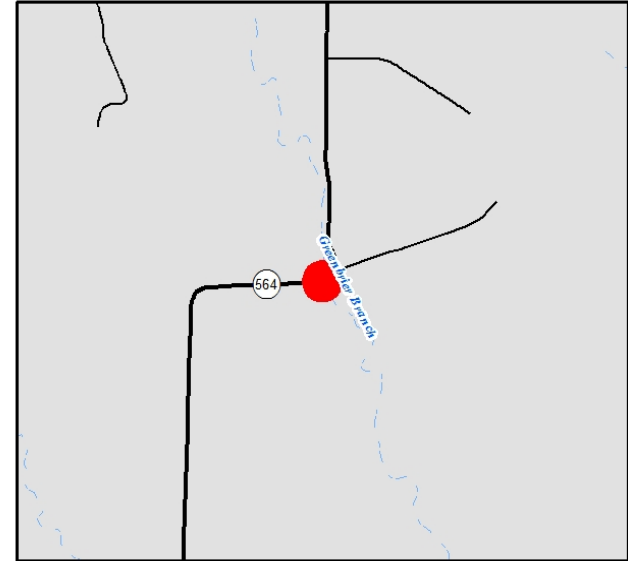
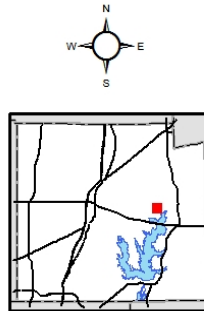
*Project financials are displayed as Project-to-Date numbers.*

# FY 2022 CAPITAL IMPROVEMENT PROGRAM

## County Road Projects

PROJECT GROUP: Collin County - Discretionary  
 PROJECT NAME: CR564 - BR Pilot Grove CK  
 PROJECT NUMBER: RI070041  
 MAJOR PROJECT: N/A  
 START DATE: 2015  
 PROJECT STATUS: Active  
 FUNDING SOURCE: 2007 BOND ELECTION

Map Reference:  
**07-00-41**



### PROJECT DESCRIPTION

CR564 – at BR Pilot Grove CK - County Drainage project

### OPERATIONAL IMPACT

| FUND | CURRENT<br>FY 2022 | PROJECTED IMPACT |         |         |         |        | TOTAL |
|------|--------------------|------------------|---------|---------|---------|--------|-------|
|      |                    | FY 2023          | FY 2024 | FY 2025 | FY 2026 | FUTURE |       |
| N/A  | \$ -               | \$ -             | \$ -    | \$ -    | \$ -    | \$ -   | \$ -  |

**IMPACT NOTES:** No operational impact. Bridge is existing and maintenance is already budgeted in the Road & Bridge Fund. No additional maintenance will need to be budgeted.

# FY 2022 CAPITAL IMPROVEMENT PROGRAM

## County Road Projects

PROJECT GROUP: Collin County - Discretionary

PROJECT NAME: CR564 - BR Pilot Grove CK

PROJECT NUMBER: RI070041

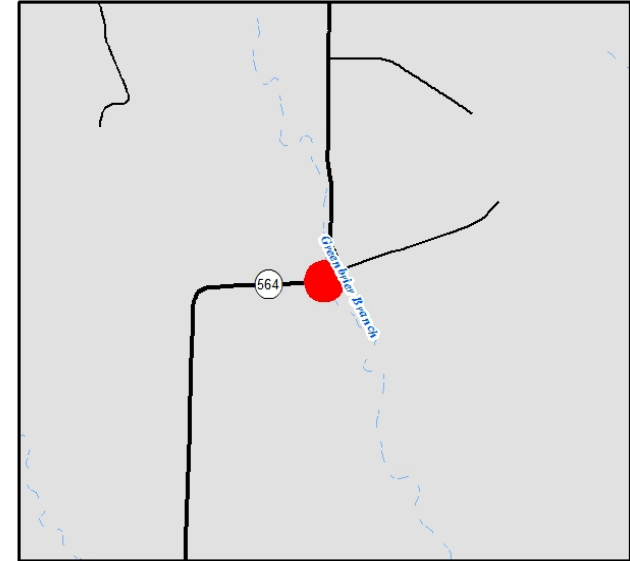
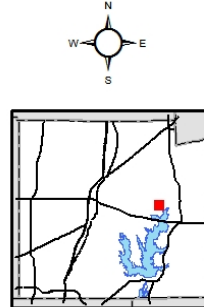
MAJOR PROJECT: N/A

START DATE: 2015

PROJECT STATUS: Active

FUNDING SOURCE: 2007 BOND ELECTION

Map Reference:  
07-00-41



### FINANCIALS

| EXPENDITURE TYPE         | BUDGET               | ACTUALS             | ENCUMBRANCES | REQUISITIONS | TOTAL EXPENDITURES  | FY 2022 AVAILABLE BUDGET |
|--------------------------|----------------------|---------------------|--------------|--------------|---------------------|--------------------------|
| CONSTRUCTION             | \$ 400,000.00        | \$ -                | \$ -         | \$ -         | \$ -                | \$ 400,000.00            |
| DESIGN                   | \$ 70,000.00         | \$ 60,250.00        | \$ -         | \$ -         | \$ 60,250.00        | \$ 9,750.00              |
| RIGHT OF WAY ACQUISITION | \$ 30,000.00         | \$ 4,151.00         | \$ -         | \$ -         | \$ 4,151.00         | \$ 25,849.00             |
| <b>TOTAL</b>             | <b>\$ 500,000.00</b> | <b>\$ 64,401.00</b> | <b>\$ -</b>  | <b>\$ -</b>  | <b>\$ 64,401.00</b> | <b>\$ 435,599.00</b>     |

*Project financials are displayed as Project-to-Date numbers.*

# FY 2022 CAPITAL IMPROVEMENT PROGRAM

## County Road Projects

PROJECT GROUP: Collin County - Discretionary

PROJECT NAME: CR613 - Grove Creek

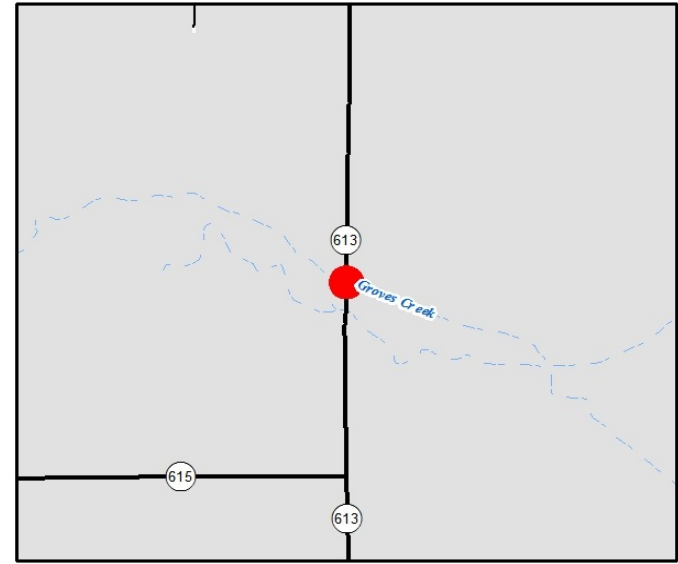
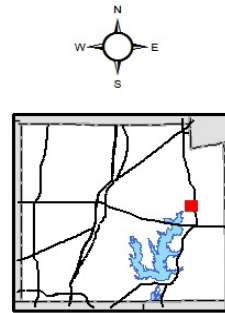
PROJECT NUMBER: RI070042

MAJOR PROJECT: N/A

START DATE: 2015

PROJECT STATUS: Active

FUNDING SOURCE: 2007 BOND ELECTION



### PROJECT DESCRIPTION

CR613 – at Grove Creek - County Drainage project

### OPERATIONAL IMPACT

| FUND | CURRENT<br>FY 2022 | PROJECTED IMPACT |         |         |         |        | TOTAL |
|------|--------------------|------------------|---------|---------|---------|--------|-------|
|      |                    | FY 2023          | FY 2024 | FY 2025 | FY 2026 | FUTURE |       |
| N/A  | \$ -               | \$ -             | \$ -    | \$ -    | \$ -    | \$ -   | \$ -  |

**IMPACT NOTES:** No operational impact. Bridge is existing and maintenance is already budgeted in the Road & Bridge Fund. No additional maintenance will need to be budgeted.

# FY 2022 CAPITAL IMPROVEMENT PROGRAM

## County Road Projects

PROJECT GROUP: Collin County - Discretionary

PROJECT NAME: CR613 - Grove Creek

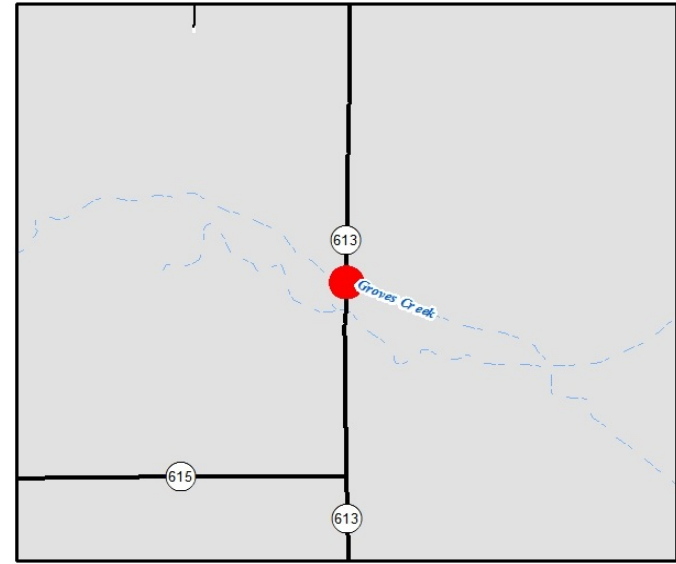
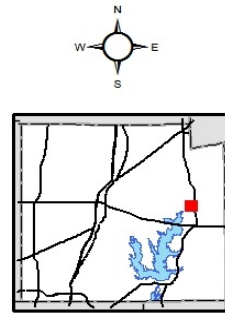
PROJECT NUMBER: RI070042

MAJOR PROJECT: N/A

START DATE: 2015

PROJECT STATUS: Active

FUNDING SOURCE: 2007 BOND ELECTION



### FINANCIALS

| EXPENDITURE TYPE         | BUDGET               | ACTUALS              | ENCUMBRANCES | REQUISITIONS | TOTAL EXPENDITURES   | FY 2022 AVAILABLE BUDGET |
|--------------------------|----------------------|----------------------|--------------|--------------|----------------------|--------------------------|
| CONSTRUCTION             | \$ 461,366.00        | \$ 450,798.95        | \$ -         | \$ -         | \$ 450,798.95        | \$ 10,567.05             |
| DESIGN                   | \$ 65,000.00         | \$ 63,750.00         | \$ -         | \$ -         | \$ 63,750.00         | \$ 1,250.00              |
| RIGHT OF WAY ACQUISITION | \$ 3,634.00          | \$ 3,634.00          | \$ -         | \$ -         | \$ 3,634.00          | \$ -                     |
| <b>TOTAL</b>             | <b>\$ 530,000.00</b> | <b>\$ 518,182.95</b> | <b>\$ -</b>  | <b>\$ -</b>  | <b>\$ 518,182.95</b> | <b>\$ 11,817.05</b>      |

*Project financials are displayed as Project-to-Date numbers.*

# FY 2022 CAPITAL IMPROVEMENT PROGRAM

## County Road Projects

PROJECT GROUP: Collin County - Discretionary

PROJECT NAME: CR604 - Elm Creek

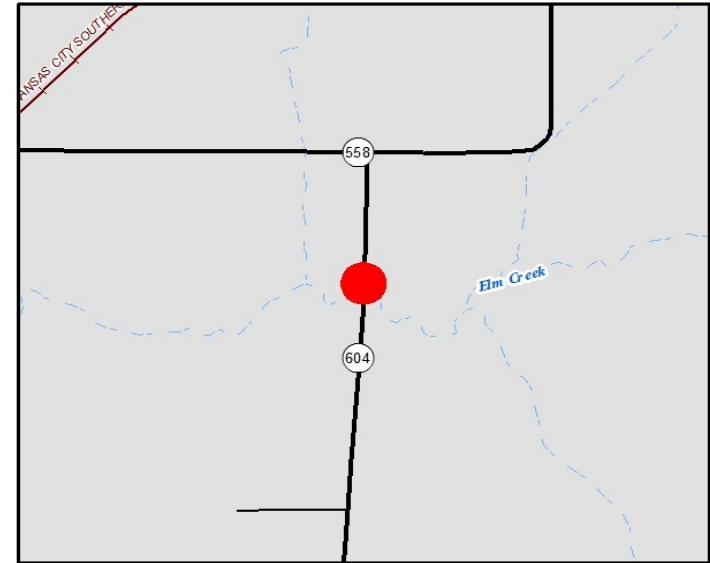
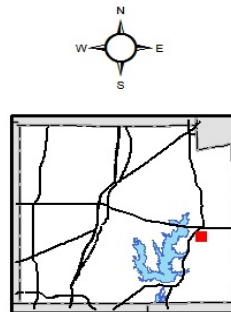
PROJECT NUMBER: RI070043

MAJOR PROJECT: N/A

START DATE: 2015

PROJECT STATUS: Active

FUNDING SOURCE: 2007 BOND ELECTION



### PROJECT DESCRIPTION

CR604 – at Elm Creek - County Drainage project

### OPERATIONAL IMPACT

| FUND | CURRENT<br>FY 2022 | PROJECTED IMPACT |         |         |         |        | TOTAL |
|------|--------------------|------------------|---------|---------|---------|--------|-------|
|      |                    | FY 2023          | FY 2024 | FY 2025 | FY 2026 | FUTURE |       |
| N/A  | \$ -               | \$ -             | \$ -    | \$ -    | \$ -    | \$ -   | \$ -  |

**IMPACT NOTES:** No operational impact. Bridge is existing and maintenance is already budgeted in the Road & Bridge Fund. No additional maintenance will need to be budgeted.

# FY 2022 CAPITAL IMPROVEMENT PROGRAM

## County Road Projects

PROJECT GROUP: Collin County - Discretionary

PROJECT NAME: CR604 - Elm Creek

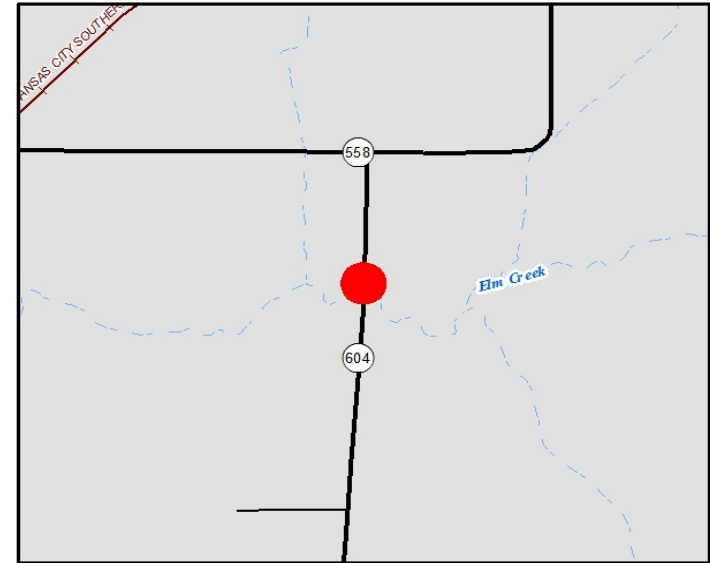
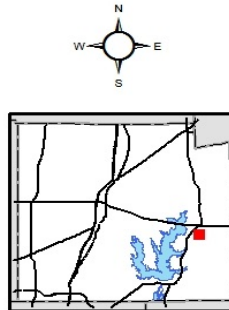
PROJECT NUMBER: RI070043

MAJOR PROJECT: N/A

START DATE: 2015

PROJECT STATUS: Active

FUNDING SOURCE: 2007 BOND ELECTION



### FINANCIALS

| EXPENDITURE TYPE         | BUDGET               | ACTUALS              | ENCUMBRANCES | REQUISITIONS | TOTAL EXPENDITURES   | FY 2022 AVAILABLE BUDGET |
|--------------------------|----------------------|----------------------|--------------|--------------|----------------------|--------------------------|
| CONSTRUCTION             | \$ 430,000.00        | \$ 360,751.10        | \$ -         | \$ -         | \$ 360,751.10        | \$ 69,248.90             |
| DESIGN                   | \$ 70,000.00         | \$ 58,672.00         | \$ -         | \$ -         | \$ 58,672.00         | \$ 11,328.00             |
| RIGHT OF WAY ACQUISITION | \$ 30,000.00         | \$ 1,775.00          | \$ -         | \$ -         | \$ 1,775.00          | \$ 28,225.00             |
| <b>TOTAL</b>             | <b>\$ 530,000.00</b> | <b>\$ 421,198.10</b> | <b>\$ -</b>  | <b>\$ -</b>  | <b>\$ 421,198.10</b> | <b>\$ 108,801.90</b>     |

*Project financials are displayed as Project-to-Date numbers.*

# FY 2022 CAPITAL IMPROVEMENT PROGRAM

## County Road Projects

PROJECT GROUP: Collin County - Discretionary

PROJECT NAME: CR664 - Br Arnold Creek

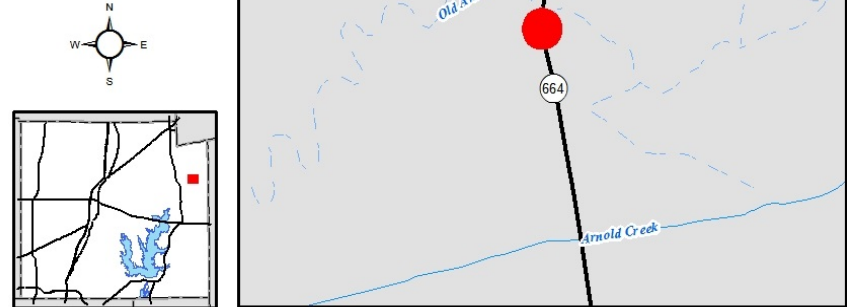
PROJECT NUMBER: RI070044

MAJOR PROJECT: N/A

START DATE: 2015

PROJECT STATUS: Active

FUNDING SOURCE: 2007 BOND ELECTION



### PROJECT DESCRIPTION

CR664 – at Br Arnold Creek – County Drainage project

### OPERATIONAL IMPACT

| FUND | CURRENT<br>FY 2022 | PROJECTED IMPACT |         |         |         |        | TOTAL |
|------|--------------------|------------------|---------|---------|---------|--------|-------|
|      |                    | FY 2023          | FY 2024 | FY 2025 | FY 2026 | FUTURE |       |
| N/A  | \$ -               | \$ -             | \$ -    | \$ -    | \$ -    | \$ -   | \$ -  |

**IMPACT NOTES:**

No operational impact. Bridge is existing and maintenance is already budgeted in the Road & Bridge Fund. No additional maintenance will need to be budgeted.

# FY 2022 CAPITAL IMPROVEMENT PROGRAM

## County Road Projects

PROJECT GROUP: Collin County - Discretionary

PROJECT NAME: CR664 - Br Arnold Creek

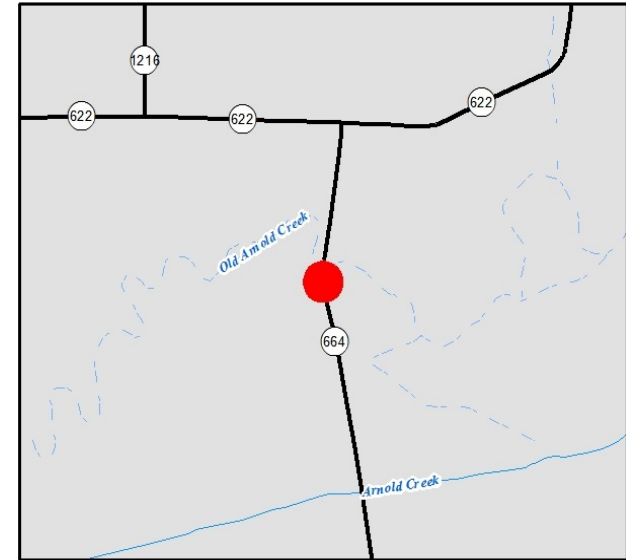
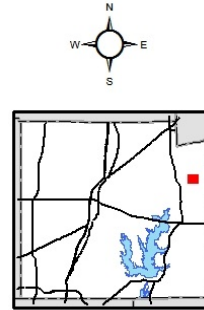
PROJECT NUMBER: RI070044

MAJOR PROJECT: N/A

START DATE: 2015

PROJECT STATUS: Active

FUNDING SOURCE: 2007 BOND ELECTION



### FINANCIALS


| EXPENDITURE TYPE         | BUDGET               | ACTUALS              | ENCUMBRANCES | REQUISITIONS | TOTAL EXPENDITURES   | FY 2022 AVAILABLE BUDGET |
|--------------------------|----------------------|----------------------|--------------|--------------|----------------------|--------------------------|
| CONSTRUCTION             | \$ 360,000.00        | \$ 273,651.04        | \$ -         | \$ -         | \$ 273,651.04        | \$ 86,348.96             |
| DESIGN                   | \$ 65,000.00         | \$ 56,785.46         | \$ -         | \$ -         | \$ 56,785.46         | \$ 8,214.54              |
| RIGHT OF WAY ACQUISITION | \$ 15,000.00         | \$ -                 | \$ -         | \$ -         | \$ -                 | \$ 15,000.00             |
| <b>TOTAL</b>             | <b>\$ 440,000.00</b> | <b>\$ 330,436.50</b> | <b>\$ -</b>  | <b>\$ -</b>  | <b>\$ 330,436.50</b> | <b>\$ 109,563.50</b>     |

*Project financials are displayed as Project-to-Date numbers.*

FY 2022 CAPITAL IMPROVEMENT PROGRAM

County Road Projects

PROJECT GROUP: Collin County - Discretionary  
 PROJECT NAME: Proposition A Discretionary  
 PROJECT NUMBER: RI18000A  
 MAJOR PROJECT: N/A  
 START DATE: 2020  
 PROJECT STATUS: Active  
 FUNDING SOURCE: 2018 BOND ELECTION



**PROJECT DESCRIPTION**

Proposition A Discretionary

**OPERATIONAL IMPACT**

| FUND | CURRENT<br>FY 2022 | PROJECTED IMPACT |         |         |         |        | TOTAL |
|------|--------------------|------------------|---------|---------|---------|--------|-------|
|      |                    | FY 2023          | FY 2024 | FY 2025 | FY 2026 | FUTURE |       |
| N/A  | \$ -               | \$ -             | \$ -    | \$ -    | \$ -    | \$ -   | \$ -  |

**IMPACT NOTES:** Discretionary funding. Not allocated to any specific project at this time. Operational impact to be determined when projects are identified.

**FINANCIALS**

| EXPENDITURE TYPE | BUDGET               | ACTUALS     | ENCUMBRANCES | REQUISITIONS | TOTAL<br>EXPENDITURES | FY 2022<br>AVAILABLE BUDGET |
|------------------|----------------------|-------------|--------------|--------------|-----------------------|-----------------------------|
| CONTINGENCY      | \$ 105,334.00        | \$ -        | \$ -         | \$ -         | \$ -                  | \$ 105,334.00               |
| <b>TOTAL</b>     | <b>\$ 105,334.00</b> | <b>\$ -</b> | <b>\$ -</b>  | <b>\$ -</b>  | <b>\$ -</b>           | <b>\$ 105,334.00</b>        |

*Project financials are displayed as Project-to-Date numbers.*

FY 2022 CAPITAL IMPROVEMENT PROGRAM

County Road Projects

PROJECT GROUP: Collin County - Discretionary

PROJECT NAME: 2018 Prop B Discretionary


PROJECT NUMBER: RI18000B

MAJOR PROJECT: N/A

START DATE: 2019

PROJECT STATUS: Active

FUNDING SOURCE: 2018 BOND ELECTION



PROJECT DESCRIPTION

2018 Bond Election discretionary road funds for Proposition B projects.

OPERATIONAL IMPACT

| FUND | CURRENT<br>FY 2022 | PROJECTED IMPACT |         |         |         |        | TOTAL |
|------|--------------------|------------------|---------|---------|---------|--------|-------|
|      |                    | FY 2023          | FY 2024 | FY 2025 | FY 2026 | FUTURE |       |
| N/A  | \$ -               | \$ -             | \$ -    | \$ -    | \$ -    | \$ -   | \$ -  |

IMPACT NOTES: Discretionary funding. Not allocated to any specific project at this time. Operational impact to be determined when projects are identified.

FINANCIALS

| EXPENDITURE TYPE | BUDGET           | ACTUALS | ENCUMBRANCES | REQUISITIONS | TOTAL<br>EXPENDITURES | FY 2022<br>AVAILABLE BUDGET |
|------------------|------------------|---------|--------------|--------------|-----------------------|-----------------------------|
| CONTINGENCY      | \$ 10,000,000.00 | \$ -    | \$ -         | \$ -         | \$ -                  | \$ 10,000,000.00            |
| TOTAL            | \$ 10,000,000.00 | \$ -    | \$ -         | \$ -         | \$ -                  | \$ 10,000,000.00            |

Project financials are displayed as Project-to-Date numbers.

# FY 2022 CAPITAL IMPROVEMENT PROGRAM

## County Road Projects

PROJECT GROUP: Collin County Regional

PROJECT NAME: FM2551 - Engineering

PROJECT NUMBER: RI070020

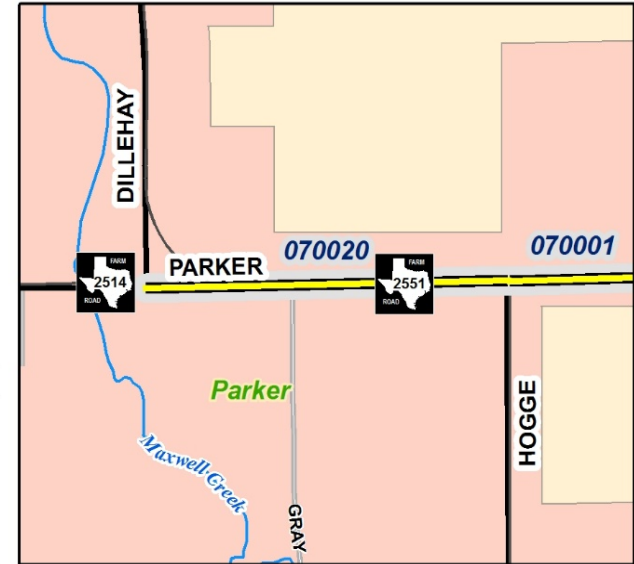
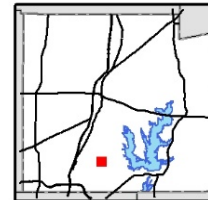
MAJOR PROJECT: N/A

START DATE: 2012

PROJECT STATUS: Active

FUNDING SOURCE: 2007 BOND ELECTION

Map Reference:  
070020



### PROJECT DESCRIPTION

Engineering for FM 2551.

### OPERATIONAL IMPACT

| FUND | CURRENT<br>FY 2022 | PROJECTED IMPACT |         |         |         |        | TOTAL |
|------|--------------------|------------------|---------|---------|---------|--------|-------|
|      |                    | FY 2023          | FY 2024 | FY 2025 | FY 2026 | FUTURE |       |
| N/A  | \$ -               | \$ -             | \$ -    | \$ -    | \$ -    | \$ -   | \$ -  |

IMPACT NOTES: All future maintenance is the responsibility of the City. No future cost impact to the County.

### FINANCIALS

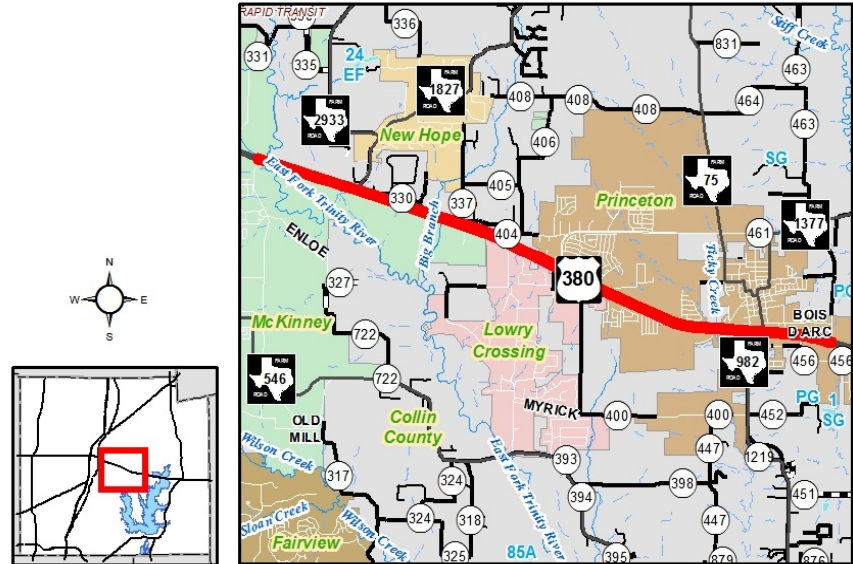
| EXPENDITURE TYPE         | BUDGET                 | ACTUALS                | ENCUMBRANCES         | REQUISITIONS | TOTAL<br>EXPENDITURES  | FY 2022<br>AVAILABLE BUDGET |
|--------------------------|------------------------|------------------------|----------------------|--------------|------------------------|-----------------------------|
| DESIGN                   | \$ 2,607,623.00        | \$ 2,267,007.44        | \$ 247,745.56        | \$ -         | \$ 2,514,753.00        | \$ 92,870.00                |
| RIGHT OF WAY ACQUISITION | \$ 1,136,500.00        | \$ 1,136,499.30        | \$ -                 | \$ -         | \$ 1,136,499.30        | \$ 0.70                     |
| <b>TOTAL</b>             | <b>\$ 3,744,123.00</b> | <b>\$ 3,403,506.74</b> | <b>\$ 247,745.56</b> | <b>\$ -</b>  | <b>\$ 3,651,252.30</b> | <b>\$ 92,870.70</b>         |

Project financials are displayed as Project-to-Date numbers.

# FY 2022 CAPITAL IMPROVEMENT PROGRAM

## County Road Projects

PROJECT GROUP: Collin County Regional  
 PROJECT NAME: US 380: Airport - CR458  
 PROJECT NUMBER: RI070048  
 MAJOR PROJECT: N/A  
 START DATE: 2015  
 PROJECT STATUS: Active  
 FUNDING SOURCE: 2007 BOND ELECTION



### PROJECT DESCRIPTION

US 380: Airport - CR458 – Collin County will manage the Schematic and Environmental Clearance for the widening of US 380 from 4 to 6 lanes from Airport to CR 458.

### OPERATIONAL IMPACT

| FUND | CURRENT<br>FY 2022 | PROJECTED IMPACT |         |         |         |        | TOTAL |
|------|--------------------|------------------|---------|---------|---------|--------|-------|
|      |                    | FY 2023          | FY 2024 | FY 2025 | FY 2026 | FUTURE |       |
| N/A  | \$ -               | \$ -             | \$ -    | \$ -    | \$ -    | \$ -   | \$ -  |

IMPACT NOTES: Road belongs to TxDOT, therefore no operational impact to the County.

# FY 2022 CAPITAL IMPROVEMENT PROGRAM

## County Road Projects

PROJECT GROUP: Collin County Regional

PROJECT NAME: US 380: Airport - CR458

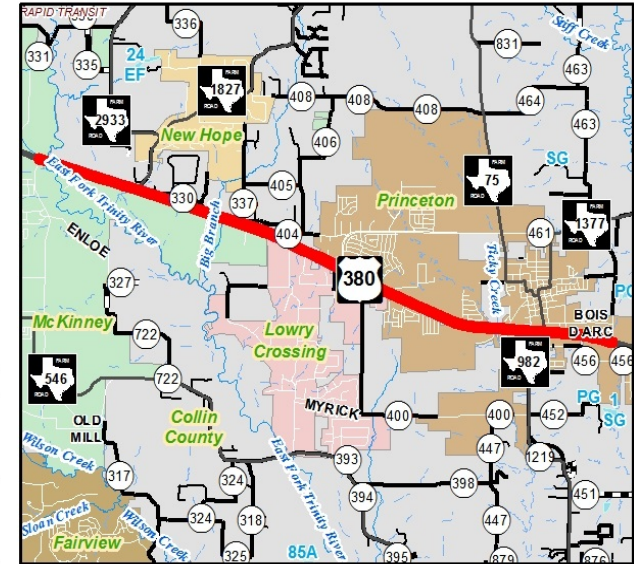
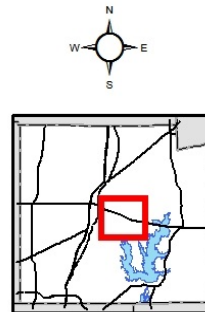
PROJECT NUMBER: RI070048

MAJOR PROJECT: N/A

START DATE: 2015

PROJECT STATUS: Active

FUNDING SOURCE: 2007 BOND ELECTION



### FINANCIALS

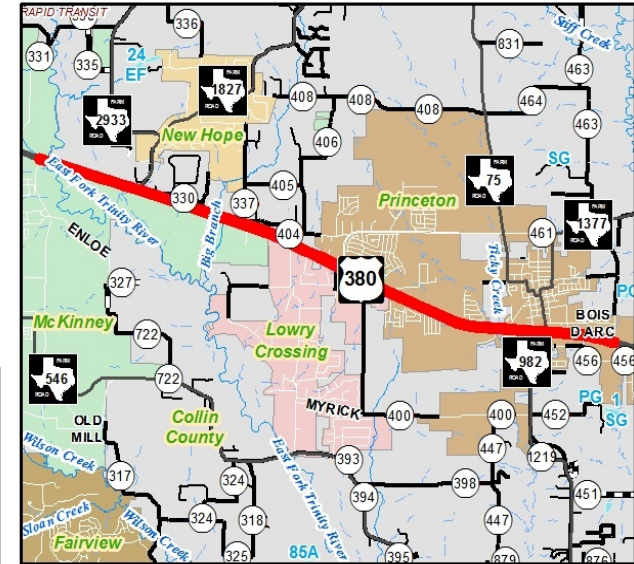
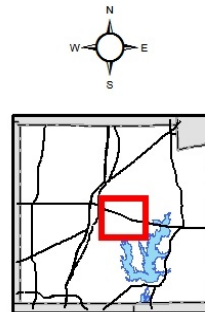
| EXPENDITURE TYPE         | BUDGET               | ACTUALS              | ENCUMBRANCES | REQUISITIONS | TOTAL EXPENDITURES   | FY 2022 AVAILABLE BUDGET |
|--------------------------|----------------------|----------------------|--------------|--------------|----------------------|--------------------------|
| DESIGN                   | \$ 551,417.00        | \$ -                 | \$ -         | \$ -         | \$ -                 | \$ 551,417.00            |
| RIGHT OF WAY ACQUISITION | \$ 181,401.00        | \$ 181,400.70        | \$ -         | \$ -         | \$ 181,400.70        | \$ 0.30                  |
| <b>TOTAL</b>             | <b>\$ 732,818.00</b> | <b>\$ 181,400.70</b> | <b>\$ -</b>  | <b>\$ -</b>  | <b>\$ 181,400.70</b> | <b>\$ 551,417.30</b>     |

*Project financials are displayed as Project-to-Date numbers.*

# FY 2022 CAPITAL IMPROVEMENT PROGRAM

## County Road Projects

PROJECT GROUP: Collin County Regional  
 PROJECT NAME: FM 546/CR400: Airport E PR  
 PROJECT NUMBER: RI070049  
 MAJOR PROJECT: N/A  
 START DATE: 2015  
 PROJECT STATUS: Active  
 FUNDING SOURCE: 2007 BOND ELECTION



### PROJECT DESCRIPTION

FM 546/CR400: Airport E PR – Alignment study for a new alignment of FM 546 from Airport Dr. in McKinney to CR 400 in Princeton

### OPERATIONAL IMPACT

| FUND | CURRENT<br>FY 2022 | PROJECTED IMPACT |         |         |         |        | TOTAL |
|------|--------------------|------------------|---------|---------|---------|--------|-------|
|      |                    | FY 2023          | FY 2024 | FY 2025 | FY 2026 | FUTURE |       |
| N/A  | \$ -               | \$ -             | \$ -    | \$ -    | \$ -    | \$ -   | \$ -  |

IMPACT NOTES: Road belongs to TxDOT, therefore no operational impact to the County.

### FINANCIALS

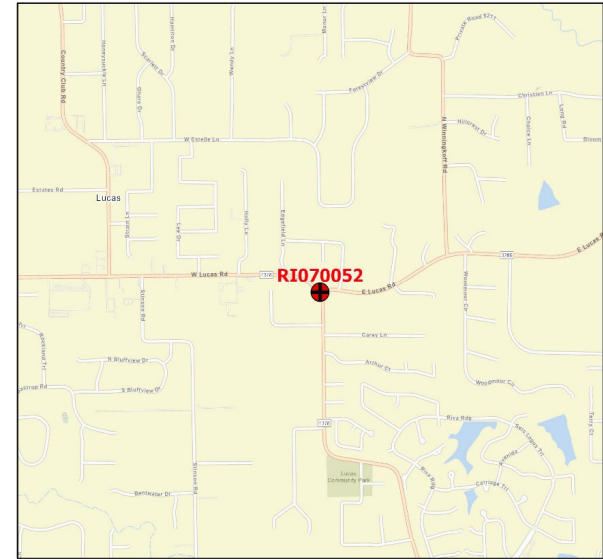
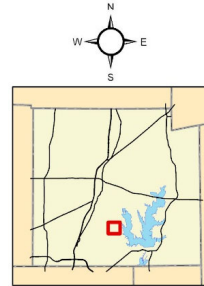
| EXPENDITURE TYPE | BUDGET                 | ACTUALS     | ENCUMBRANCES | REQUISITIONS | TOTAL<br>EXPENDITURES | FY 2022<br>AVAILABLE BUDGET |
|------------------|------------------------|-------------|--------------|--------------|-----------------------|-----------------------------|
| DESIGN           | \$ 1,300,000.00        | \$ -        | \$ -         | \$ -         | \$ -                  | \$ 1,300,000.00             |
| <b>TOTAL</b>     | <b>\$ 1,300,000.00</b> | <b>\$ -</b> | <b>\$ -</b>  | <b>\$ -</b>  | <b>\$ -</b>           | <b>\$ 1,300,000.00</b>      |

*Project financials are displayed as Project-to-Date numbers.*

# FY 2022 CAPITAL IMPROVEMENT PROGRAM

## County Road Projects

PROJECT GROUP: Collin County Regional  
 PROJECT NAME: FM1378, FM1378N - FM3286  
 PROJECT NUMBER: RI070052  
 MAJOR PROJECT: N/A  
 START DATE: 2014  
 PROJECT STATUS: Active  
 FUNDING SOURCE: 2007 BOND ELECTION



### PROJECT DESCRIPTION

Sale of Land to Texas Department of Transportation for Right of Way for improvements at the intersection of FM 1378 and FM 3286 in Lucas.

### OPERATIONAL IMPACT

| FUND | CURRENT<br>FY 2022 | PROJECTED IMPACT |         |         |         |        | TOTAL |
|------|--------------------|------------------|---------|---------|---------|--------|-------|
|      |                    | FY 2023          | FY 2024 | FY 2025 | FY 2026 | FUTURE |       |
| N/A  | \$ -               | \$ -             | \$ -    | \$ -    | \$ -    | \$ -   | \$ -  |

IMPACT NOTES: Right of Way Acquisition. No operational impact anticipated.

### FINANCIALS

| EXPENDITURE TYPE         | BUDGET                 | ACTUALS                | ENCUMBRANCES | REQUISITIONS | TOTAL EXPENDITURES     | FY 2022 AVAILABLE BUDGET |
|--------------------------|------------------------|------------------------|--------------|--------------|------------------------|--------------------------|
| RIGHT OF WAY ACQUISITION | \$ 1,470,609.00        | \$ 1,057,120.37        | \$ -         | \$ -         | \$ 1,057,120.37        | \$ 413,488.63            |
| <b>TOTAL</b>             | <b>\$ 1,470,609.00</b> | <b>\$ 1,057,120.37</b> | <b>\$ -</b>  | <b>\$ -</b>  | <b>\$ 1,057,120.37</b> | <b>\$ 413,488.63</b>     |

*Project financials are displayed as Project-to-Date numbers.*

# FY 2022 CAPITAL IMPROVEMENT PROGRAM

## County Road Projects

PROJECT GROUP: Collin County Regional

PROJECT NAME: FM2514, Lavon Pkwy-Brown

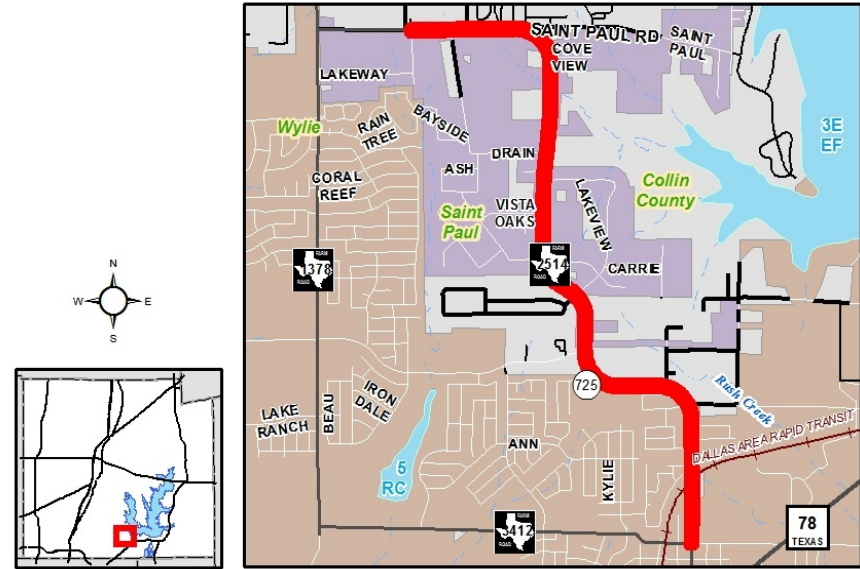
PROJECT NUMBER: RI070054

MAJOR PROJECT: N/A

START DATE: 2015

PROJECT STATUS: Active

FUNDING SOURCE: 2007 BOND ELECTION



### PROJECT DESCRIPTION

FM2514, Lavon Pkwy-Brown St.– Right of Way funding participation with TxDOT.

### OPERATIONAL IMPACT

| FUND | CURRENT<br>FY 2022 | PROJECTED IMPACT |         |         |         |        | TOTAL |
|------|--------------------|------------------|---------|---------|---------|--------|-------|
|      |                    | FY 2023          | FY 2024 | FY 2025 | FY 2026 | FUTURE |       |
| N/A  | \$ -               | \$ -             | \$ -    | \$ -    | \$ -    | \$ -   | \$ -  |

IMPACT NOTES: Road belongs to TxDOT, therefore no operational impact to the County.

### FINANCIALS

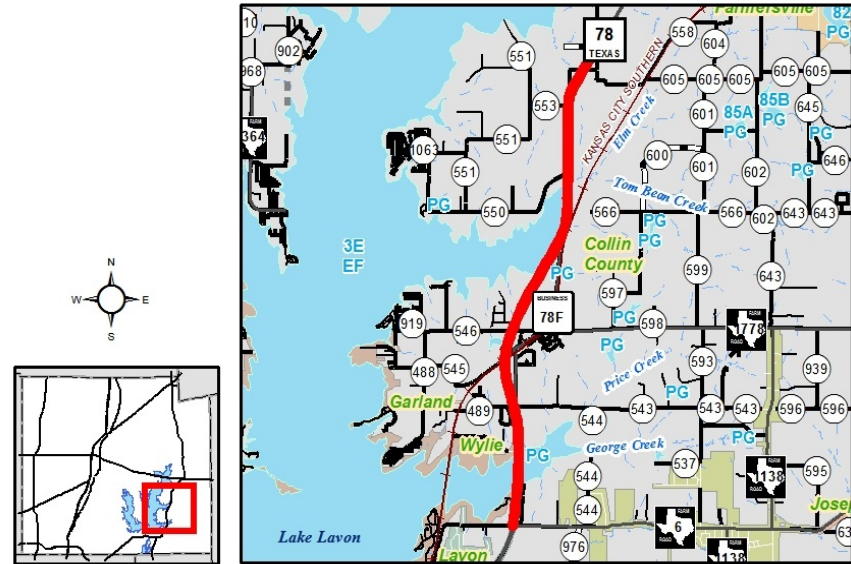
| EXPENDITURE TYPE         | BUDGET                 | ACTUALS                | ENCUMBRANCES | REQUISITIONS | TOTAL<br>EXPENDITURES  | FY 2022<br>AVAILABLE BUDGET |
|--------------------------|------------------------|------------------------|--------------|--------------|------------------------|-----------------------------|
| RIGHT OF WAY ACQUISITION | \$ 4,638,724.00        | \$ 1,319,137.40        | \$ -         | \$ -         | \$ 1,319,137.40        | \$ 3,319,586.60             |
| <b>TOTAL</b>             | <b>\$ 4,638,724.00</b> | <b>\$ 1,319,137.40</b> | <b>\$ -</b>  | <b>\$ -</b>  | <b>\$ 1,319,137.40</b> | <b>\$ 3,319,586.60</b>      |

*Project financials are displayed as Project-to-Date numbers.*

# FY 2022 CAPITAL IMPROVEMENT PROGRAM

## County Road Projects

PROJECT GROUP: Collin County Regional  
 PROJECT NAME: SH78: FM6 - CR557  
 PROJECT NUMBER: RI070056  
 MAJOR PROJECT: N/A  
 START DATE: 2015  
 PROJECT STATUS: Active  
 FUNDING SOURCE: 2007 BOND ELECTION



### PROJECT DESCRIPTION

SH78: FM6 - CR557 Funding allocation for preliminary engineering and env. clearance for the widening of SH 78 from FM 6 to CR 557 from 2 lanes to 4 lanes (ult. 6)

### OPERATIONAL IMPACT

| FUND | CURRENT FY 2022 | PROJECTED IMPACT |         |         |         |        | TOTAL |
|------|-----------------|------------------|---------|---------|---------|--------|-------|
|      |                 | FY 2023          | FY 2024 | FY 2025 | FY 2026 | FUTURE |       |
| N/A  | \$ -            | \$ -             | \$ -    | \$ -    | \$ -    | \$ -   | \$ -  |

IMPACT NOTES: Road belongs to TxDOT, therefore no operational impact to the County.

### FINANCIALS

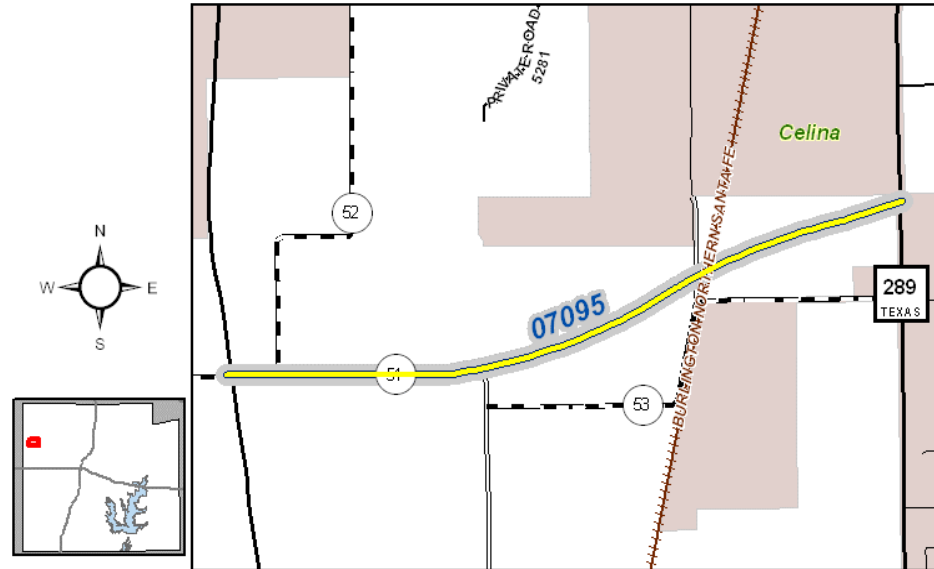
| EXPENDITURE TYPE | BUDGET                 | ACTUALS     | ENCUMBRANCES | REQUISITIONS | TOTAL EXPENDITURES | FY 2022 AVAILABLE BUDGET |
|------------------|------------------------|-------------|--------------|--------------|--------------------|--------------------------|
| DESIGN           | \$ 1,084,700.00        | \$ -        | \$ -         | \$ -         | \$ -               | \$ 1,084,700.00          |
| <b>TOTAL</b>     | <b>\$ 1,084,700.00</b> | <b>\$ -</b> | <b>\$ -</b>  | <b>\$ -</b>  | <b>\$ -</b>        | <b>\$ 1,084,700.00</b>   |

*Project financials are displayed as Project-to-Date numbers.*

# FY 2022 CAPITAL IMPROVEMENT PROGRAM

## County Road Projects

PROJECT GROUP: Collin County Regional  
 PROJECT NAME: Outer Loop frm DNT to 289  
 PROJECT NUMBER: RI07095  
 MAJOR PROJECT: N/A  
 START DATE: 2011  
 PROJECT STATUS: Active  
 FUNDING SOURCE: 2007 BOND ELECTION



### PROJECT DESCRIPTION

New Arterial of Outer Loop from Dallas North Tollway to SH 289 for a length of 1.8 miles.

### OPERATIONAL IMPACT

| FUND                 | CURRENT<br>FY 2022 | PROJECTED IMPACT |               |               |               |               | TOTAL           |
|----------------------|--------------------|------------------|---------------|---------------|---------------|---------------|-----------------|
|                      |                    | FY 2023          | FY 2024       | FY 2025       | FY 2026       | FUTURE        |                 |
| 1010 - Road & Bridge | \$ 199,740.00      | \$ 199,740.00    | \$ 199,740.00 | \$ 199,740.00 | \$ 199,740.00 | \$ 199,740.00 | \$ 1,198,440.00 |

**IMPACT NOTES:** Road belongs to the Collin County Toll Road Authority. Project is in Right of Way Acquisition phase. Operational impact is estimated to be 2% of the construction cost per year. All County road maintenance is budgeted in the Road & Bridge Fund.

### FINANCIALS

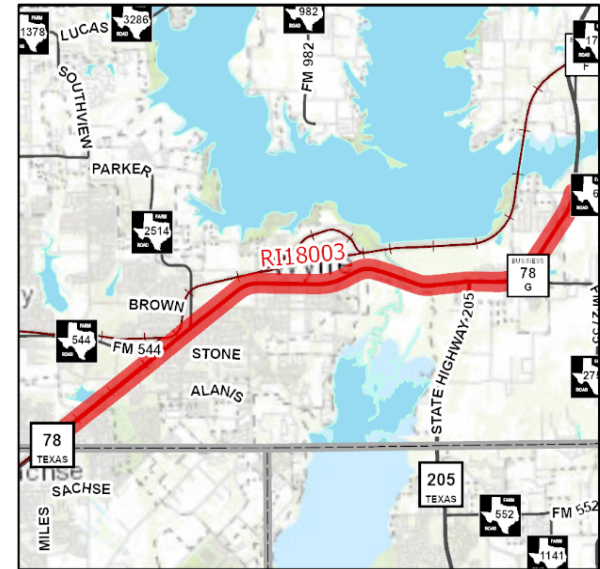
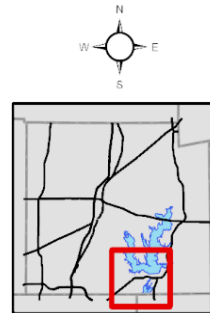
| EXPENDITURE TYPE | BUDGET                 | ACTUALS                | ENCUMBRANCES         | REQUISITIONS | TOTAL<br>EXPENDITURES  | FY 2022<br>AVAILABLE BUDGET |
|------------------|------------------------|------------------------|----------------------|--------------|------------------------|-----------------------------|
| CONSTRUCTION     | \$ 9,987,000.00        | \$ 9,209,842.78        | \$ 593,179.81        | \$ -         | \$ 9,803,022.59        | \$ 183,977.41               |
| <b>TOTAL</b>     | <b>\$ 9,987,000.00</b> | <b>\$ 9,209,842.78</b> | <b>\$ 593,179.81</b> | <b>\$ -</b>  | <b>\$ 9,803,022.59</b> | <b>\$ 183,977.41</b>        |

*Project financials are displayed as Project-to-Date numbers.*

# FY 2022 CAPITAL IMPROVEMENT PROGRAM

## County Road Projects

PROJECT GROUP: Collin County Regional  
 PROJECT NAME: SE Collin County Mobility Study  
 PROJECT NUMBER: RI0718003  
 MAJOR PROJECT: 18003  
 START DATE: 2020  
 PROJECT STATUS: Active  
 FUNDING SOURCE: 2007 BOND ELECTION



### PROJECT DESCRIPTION

SE Collin County Mobility Study

### OPERATIONAL IMPACT

| FUND | CURRENT<br>FY 2022 | PROJECTED IMPACT |         |         |         |        | TOTAL |
|------|--------------------|------------------|---------|---------|---------|--------|-------|
|      |                    | FY 2023          | FY 2024 | FY 2025 | FY 2026 | FUTURE |       |
| N/A  | \$ -               | \$ -             | \$ -    | \$ -    | \$ -    | \$ -   | \$ -  |

IMPACT NOTES: Planning only. No operational impact.

### FINANCIALS

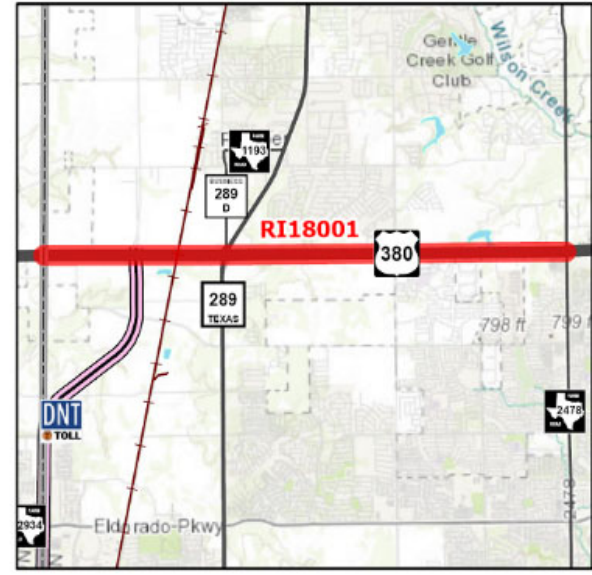
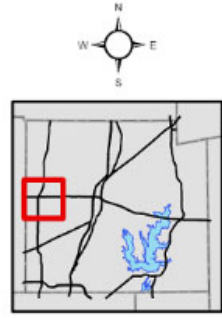
| EXPENDITURE TYPE | BUDGET                 | ACTUALS              | ENCUMBRANCES | REQUISITIONS | TOTAL<br>EXPENDITURES | FY 2022<br>AVAILABLE BUDGET |
|------------------|------------------------|----------------------|--------------|--------------|-----------------------|-----------------------------|
| DESIGN           | \$ 1,500,000.00        | \$ 988,308.55        | \$ -         | \$ -         | \$ 988,308.55         | \$ 511,691.45               |
| <b>TOTAL</b>     | <b>\$ 1,500,000.00</b> | <b>\$ 988,308.55</b> | <b>\$ -</b>  | <b>\$ -</b>  | <b>\$ 988,308.55</b>  | <b>\$ 511,691.45</b>        |

*Project financials are displayed as Project-to-Date numbers.*

# FY 2022 CAPITAL IMPROVEMENT PROGRAM

## County Road Projects

PROJECT GROUP: Collin County Regional  
 PROJECT NAME: US380 Denton Cnty to Custer  
 PROJECT NUMBER: RI18001  
 MAJOR PROJECT: N/A  
 START DATE: 2019  
 PROJECT STATUS: Active  
 FUNDING SOURCE: 2018 BOND ELECTION



### PROJECT DESCRIPTION

US 380 Denton County Line to Custer

### OPERATIONAL IMPACT

| FUND | CURRENT<br>FY 2022 | PROJECTED IMPACT |         |         |         |        | TOTAL |
|------|--------------------|------------------|---------|---------|---------|--------|-------|
|      |                    | FY 2023          | FY 2024 | FY 2025 | FY 2026 | FUTURE |       |
| N/A  | \$ -               | \$ -             | \$ -    | \$ -    | \$ -    | \$ -   | \$ -  |

IMPACT NOTES: Road belongs to TxDOT, therefore no operational impact to the County.

### FINANCIALS

| EXPENDITURE TYPE | BUDGET                  | ACTUALS                | ENCUMBRANCES         | REQUISITIONS | TOTAL<br>EXPENDITURES  | FY 2022<br>AVAILABLE BUDGET |
|------------------|-------------------------|------------------------|----------------------|--------------|------------------------|-----------------------------|
| LAND BANKING     | \$ 38,020,000.00        | \$ 3,008,649.95        | \$ 115,525.00        | \$ -         | \$ 3,124,174.95        | \$ 34,895,825.05            |
| <b>TOTAL</b>     | <b>\$ 38,020,000.00</b> | <b>\$ 3,008,649.95</b> | <b>\$ 115,525.00</b> | <b>\$ -</b>  | <b>\$ 3,124,174.95</b> | <b>\$ 34,895,825.05</b>     |

*Project financials are displayed as Project-to-Date numbers.*

FY 2022 CAPITAL IMPROVEMENT PROGRAM

County Road Projects

PROJECT GROUP: Collin County Regional

PROJECT NAME: SP 399 SRT by Airport


PROJECT NUMBER: RI18002

MAJOR PROJECT: N/A

START DATE: 2019

PROJECT STATUS: Active

FUNDING SOURCE: 2018 BOND ELECTION



PROJECT DESCRIPTION

SP 399 SRT by Airport to US 380

OPERATIONAL IMPACT

| FUND | CURRENT<br>FY 2022 | PROJECTED IMPACT |         |         |         |        | TOTAL |
|------|--------------------|------------------|---------|---------|---------|--------|-------|
|      |                    | FY 2023          | FY 2024 | FY 2025 | FY 2026 | FUTURE |       |
| N/A  | \$ -               | \$ -             | \$ -    | \$ -    | \$ -    | \$ -   | \$ -  |

IMPACT NOTES: Road belongs to TxDOT, therefore no operational impact to the County.

FINANCIALS

| EXPENDITURE TYPE | BUDGET                  | ACTUALS     | ENCUMBRANCES | REQUISITIONS | TOTAL<br>EXPENDITURES | FY 2022<br>AVAILABLE BUDGET |
|------------------|-------------------------|-------------|--------------|--------------|-----------------------|-----------------------------|
| DESIGN           | \$ 2,100,000.00         | \$ -        | \$ -         | \$ -         | \$ -                  | \$ 2,100,000.00             |
| LAND BANKING     | \$ 38,808,000.00        | \$ -        | \$ -         | \$ -         | \$ -                  | \$ 38,808,000.00            |
| <b>TOTAL</b>     | <b>\$ 40,908,000.00</b> | <b>\$ -</b> | <b>\$ -</b>  | <b>\$ -</b>  | <b>\$ -</b>           | <b>\$ 40,908,000.00</b>     |

Project financials are displayed as Project-to-Date numbers.

# FY 2022 CAPITAL IMPROVEMENT PROGRAM

## County Road Projects

PROJECT GROUP: Collin County Regional

PROJECT NAME: US 78 PGBT to FM 6

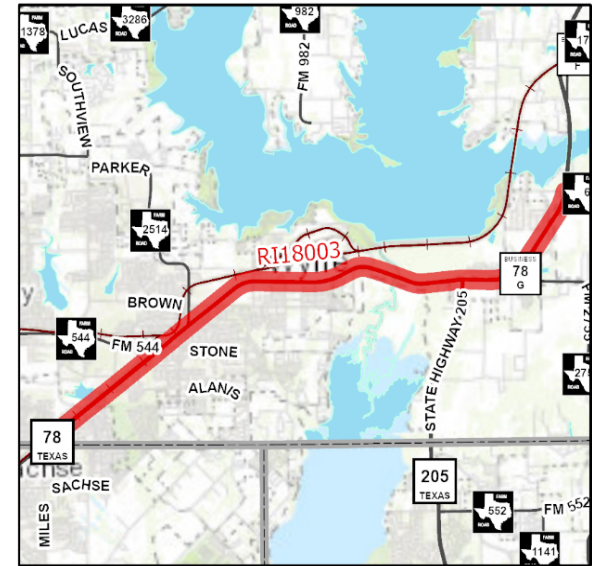
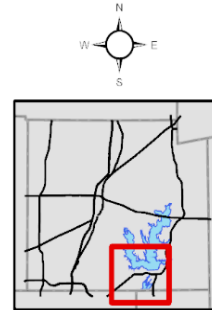
PROJECT NUMBER: RI18003

MAJOR PROJECT: 18003

START DATE: 2019

PROJECT STATUS: Active

FUNDING SOURCE: 2018 BOND ELECTION



### PROJECT DESCRIPTION

US 78 PGBT to FM 6

### OPERATIONAL IMPACT

| FUND | CURRENT<br>FY 2022 | PROJECTED IMPACT |         |         |         |        | TOTAL |
|------|--------------------|------------------|---------|---------|---------|--------|-------|
|      |                    | FY 2023          | FY 2024 | FY 2025 | FY 2026 | FUTURE |       |
| N/A  | \$ -               | \$ -             | \$ -    | \$ -    | \$ -    | \$ -   | \$ -  |

IMPACT NOTES: Road belongs to TxDOT, therefore no operational impact to the County.

### FINANCIALS

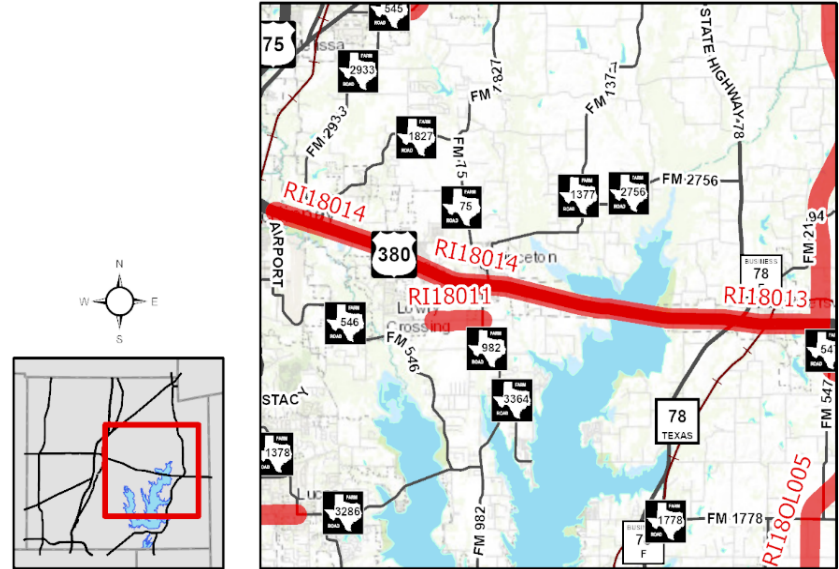
| EXPENDITURE TYPE | BUDGET                  | ACTUALS     | ENCUMBRANCES | REQUISITIONS | TOTAL EXPENDITURES | FY 2022 AVAILABLE BUDGET |
|------------------|-------------------------|-------------|--------------|--------------|--------------------|--------------------------|
| DESIGN           | \$ 4,800,000.00         | \$ -        | \$ -         | \$ -         | \$ -               | \$ 4,800,000.00          |
| LAND BANKING     | \$ 10,000,000.00        | \$ -        | \$ -         | \$ -         | \$ -               | \$ 10,000,000.00         |
| <b>TOTAL</b>     | <b>\$ 14,800,000.00</b> | <b>\$ -</b> | <b>\$ -</b>  | <b>\$ -</b>  | <b>\$ -</b>        | <b>\$ 14,800,000.00</b>  |

*Project financials are displayed as Project-to-Date numbers.*

# FY 2022 CAPITAL IMPROVEMENT PROGRAM

## County Road Projects

PROJECT GROUP: Collin County Regional  
 PROJECT NAME: US 380, Airport to East Outer Loop  
 PROJECT NUMBER: RI18013  
 MAJOR PROJECT: N/A  
 START DATE: 2020  
 PROJECT STATUS: Active  
 FUNDING SOURCE: 2018 BOND ELECTION



### PROJECT DESCRIPTION

US 380, Airport to East Outer Loop

### OPERATIONAL IMPACT

| FUND | CURRENT<br>FY 2022 | PROJECTED IMPACT |         |         |         |        | TOTAL |
|------|--------------------|------------------|---------|---------|---------|--------|-------|
|      |                    | FY 2023          | FY 2024 | FY 2025 | FY 2026 | FUTURE |       |
| N/A  | \$ -               | \$ -             | \$ -    | \$ -    | \$ -    | \$ -   | \$ -  |

IMPACT NOTES: Road belongs to TxDOT, therefore no operational impact to the County.

### FINANCIALS

| EXPENDITURE TYPE | BUDGET                  | ACTUALS     | ENCUMBRANCES | REQUISITIONS | TOTAL<br>EXPENDITURES | FY 2022<br>AVAILABLE BUDGET |
|------------------|-------------------------|-------------|--------------|--------------|-----------------------|-----------------------------|
| LAND BANKING     | \$ 20,000,000.00        | \$ -        | \$ -         | \$ -         | \$ -                  | \$ 20,000,000.00            |
| <b>TOTAL</b>     | <b>\$ 20,000,000.00</b> | <b>\$ -</b> | <b>\$ -</b>  | <b>\$ -</b>  | <b>\$ -</b>           | <b>\$ 20,000,000.00</b>     |

*Project financials are displayed as Project-to-Date numbers.*

# FY 2022 CAPITAL IMPROVEMENT PROGRAM

## County Road Projects

PROJECT GROUP: Collin County Regional

PROJECT NAME: US 380, Airport to Custer Land Acquisition

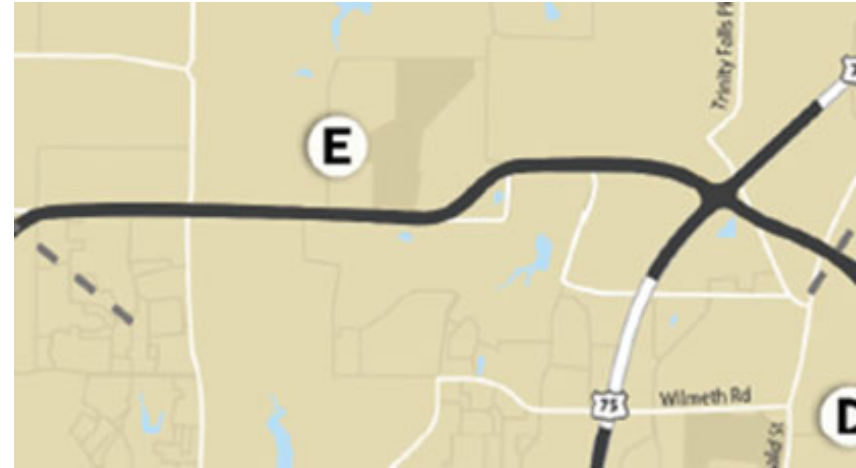
PROJECT NUMBER: RI18017

MAJOR PROJECT: N/A

START DATE: 2020

PROJECT STATUS: Active

FUNDING SOURCE: 2018 BOND ELECTION



### PROJECT DESCRIPTION

US 380, Airport to Custer Land Acquisition for Water Line

### OPERATIONAL IMPACT

| FUND | CURRENT<br>FY 2022 | PROJECTED IMPACT |         |         |         |        | TOTAL |
|------|--------------------|------------------|---------|---------|---------|--------|-------|
|      |                    | FY 2023          | FY 2024 | FY 2025 | FY 2026 | FUTURE |       |
| N/A  | \$ -               | \$ -             | \$ -    | \$ -    | \$ -    | \$ -   | \$ -  |

IMPACT NOTES: Land Acquisition Only. No operational impact.

### FINANCIALS

| EXPENDITURE TYPE | BUDGET                  | ACTUALS                | ENCUMBRANCES | REQUISITIONS           | TOTAL<br>EXPENDITURES  | FY 2022<br>AVAILABLE BUDGET |
|------------------|-------------------------|------------------------|--------------|------------------------|------------------------|-----------------------------|
| LAND BANKING     | \$ 40,000,000.00        | \$ 2,092,922.00        | \$ -         | \$ 6,900,000.00        | \$ 8,992,922.00        | \$ 31,007,078.00            |
| <b>TOTAL</b>     | <b>\$ 40,000,000.00</b> | <b>\$ 2,092,922.00</b> | <b>\$ -</b>  | <b>\$ 6,900,000.00</b> | <b>\$ 8,992,922.00</b> | <b>\$ 31,007,078.00</b>     |

*Project financials are displayed as Project-to-Date numbers.*

# FY 2022 CAPITAL IMPROVEMENT PROGRAM

## County Road Projects

**PROJECT GROUP:** Collin County Regional

**PROJECT NAME:** Collin/Denton Line to SH289

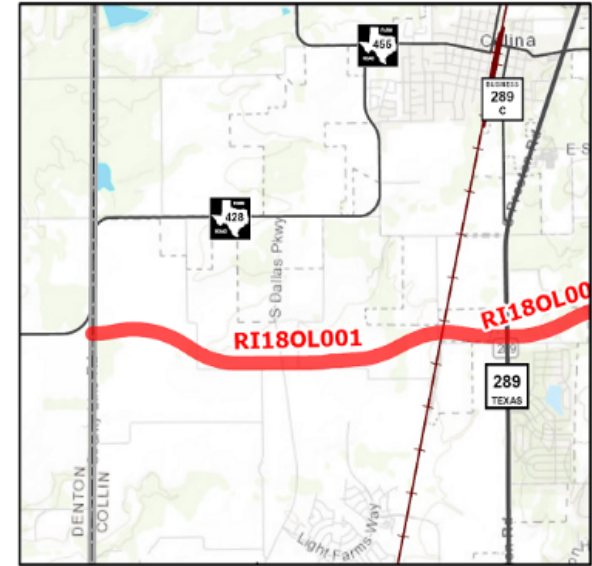
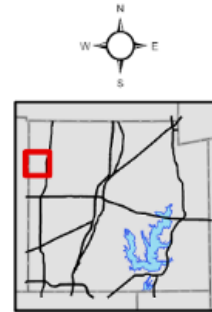
**PROJECT NUMBER:** RI18OL001

**MAJOR PROJECT:** OUTERLOOP

**START DATE:** 2019

**PROJECT STATUS:** Active

**FUNDING SOURCE:** 2018 BOND ELECTION



### PROJECT DESCRIPTION

Outer Loop development from the Collin/Denton line to SH289. Road is expected to be complete the summer of 2021.

### OPERATIONAL IMPACT

| FUND                 | CURRENT<br>FY 2022 | PROJECTED IMPACT |         |               |               |               | TOTAL         |
|----------------------|--------------------|------------------|---------|---------------|---------------|---------------|---------------|
|                      |                    | FY 2023          | FY 2024 | FY 2025       | FY 2026       | FUTURE        |               |
| 1010 - Road & Bridge | \$ -               | \$ -             | \$ -    | \$ 288,000.00 | \$ 288,000.00 | \$ 288,000.00 | \$ 864,000.00 |

**IMPACT NOTES:** This section of road is 2 miles long and will be the responsibility of the County to maintain. Operational impact is estimated to be 2% of the construction cost per year. All County road maintenance is budgeted in the Road & Bridge Fund.

# FY 2022 CAPITAL IMPROVEMENT PROGRAM

## County Road Projects

PROJECT GROUP: Collin County Regional

PROJECT NAME: Collin/Denton Line to SH289

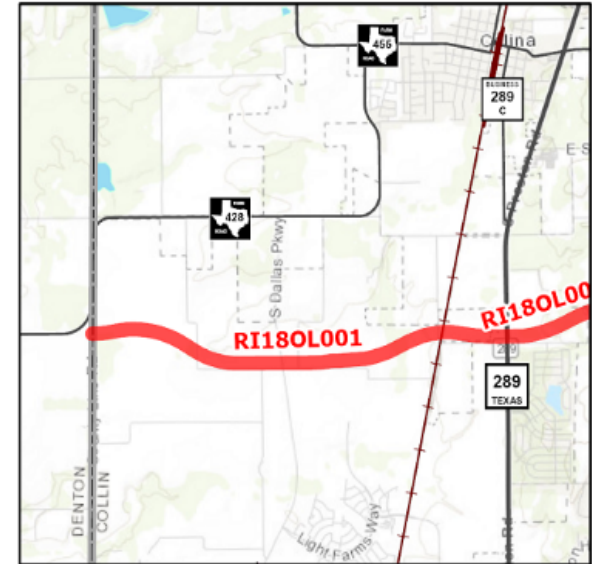
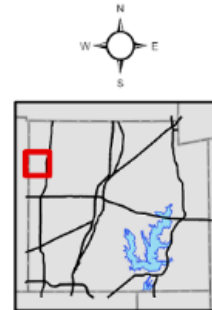
PROJECT NUMBER: RI18OL001

MAJOR PROJECT: OUTERLOOP

START DATE: 2019

PROJECT STATUS: Active

FUNDING SOURCE: 2018 BOND ELECTION



### FINANCIALS

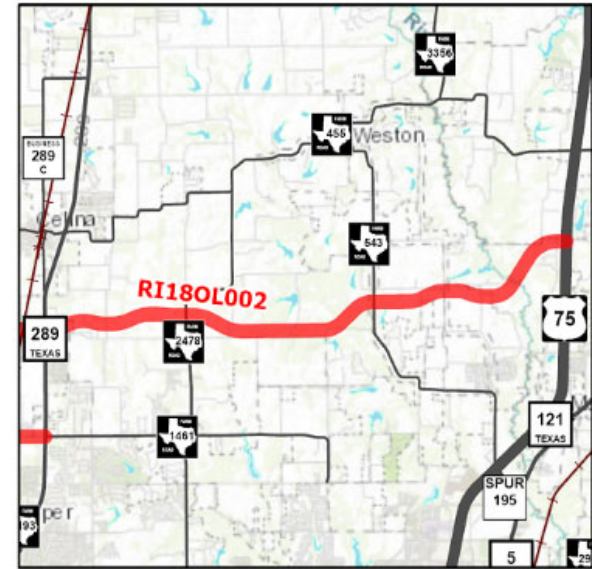
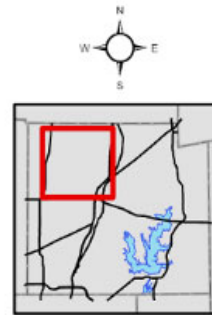
| EXPENDITURE TYPE | BUDGET                  | ACTUALS                 | ENCUMBRANCES         | REQUISITIONS | TOTAL EXPENDITURES      | FY 2022 AVAILABLE BUDGET |
|------------------|-------------------------|-------------------------|----------------------|--------------|-------------------------|--------------------------|
| CONSTRUCTION     | \$ 14,386,608.00        | \$ 11,441,097.38        | \$ 441,556.92        | \$ -         | \$ 11,882,654.30        | \$ 2,503,953.70          |
| DESIGN           | \$ 13,392.00            | \$ 9,077.82             | \$ -                 | \$ -         | \$ 9,077.82             | \$ 4,314.18              |
| <b>TOTAL</b>     | <b>\$ 14,400,000.00</b> | <b>\$ 11,450,175.20</b> | <b>\$ 441,556.92</b> | <b>\$ -</b>  | <b>\$ 11,891,732.12</b> | <b>\$ 2,508,267.88</b>   |

*Project financials are displayed as Project-to-Date numbers.*

# FY 2022 CAPITAL IMPROVEMENT PROGRAM

## County Road Projects

PROJECT GROUP: Collin County Regional  
 PROJECT NAME: Outerloop - BS289 to 75  
 PROJECT NUMBER: RI18OL002  
 MAJOR PROJECT: OUTERLOOP  
 START DATE: 2019  
 PROJECT STATUS: Active  
 FUNDING SOURCE: 2018 BOND ELECTION



### PROJECT DESCRIPTION

Outer Loop development from BS289 to 75. SH 289 to FM 2478 is expected to be complete summer of 2023 and FM 2478 to US 75 is expected to be complete 2025.

### OPERATIONAL IMPACT

| FUND | CURRENT<br>FY 2022 | PROJECTED IMPACT |         |         |         |        | TOTAL |
|------|--------------------|------------------|---------|---------|---------|--------|-------|
|      |                    | FY 2023          | FY 2024 | FY 2025 | FY 2026 | FUTURE |       |
| N/A  | \$ -               | \$ -             | \$ -    | \$ -    | \$ -    | \$ -   | \$ -  |

**IMPACT NOTES:** Project is in Right of Way acquisition phase. Operational impact is estimated to be 2% of the construction cost per year. All County road maintenance is budgeted in the Road & Bridge Fund.

# FY 2022 CAPITAL IMPROVEMENT PROGRAM

## County Road Projects

PROJECT GROUP: Collin County Regional

PROJECT NAME: Outerloop - BS289 to 75

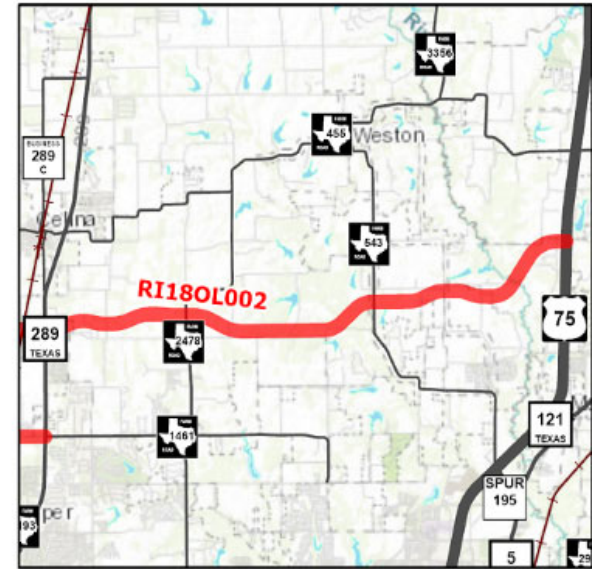
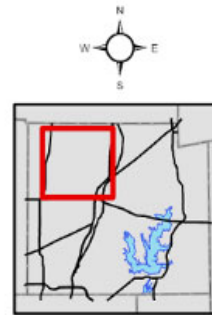
PROJECT NUMBER: RI18OL002

MAJOR PROJECT: OUTERLOOP

START DATE: 2019

PROJECT STATUS: Active

FUNDING SOURCE: 2018 BOND ELECTION



### FINANCIALS

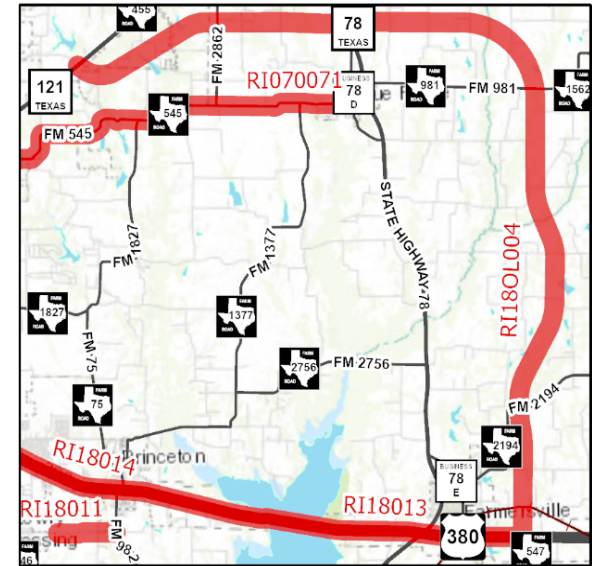
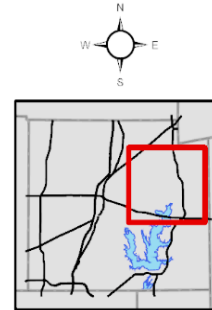
| EXPENDITURE TYPE         | BUDGET                  | ACTUALS                 | ENCUMBRANCES           | REQUISITIONS | TOTAL EXPENDITURES      | FY 2022 AVAILABLE BUDGET |
|--------------------------|-------------------------|-------------------------|------------------------|--------------|-------------------------|--------------------------|
| CONSTRUCTION             | \$ 47,271,371.00        | \$ 6,856,302.01         | \$ 6,466,189.47        | \$ -         | \$ 13,322,491.48        | \$ 33,948,879.52         |
| DESIGN                   | \$ 3,858,703.00         | \$ 2,807,069.93         | \$ 1,051,632.45        | \$ -         | \$ 3,858,702.38         | \$ 0.62                  |
| RIGHT OF WAY ACQUISITION | \$ 45,691,900.80        | \$ 16,915,734.05        | \$ 108,250.00          | \$ -         | \$ 17,023,984.05        | \$ 28,667,916.75         |
| <b>TOTAL</b>             | <b>\$ 96,821,974.80</b> | <b>\$ 26,579,105.99</b> | <b>\$ 7,626,071.92</b> | <b>\$ -</b>  | <b>\$ 34,205,177.91</b> | <b>\$ 62,616,796.89</b>  |

*Project financials are displayed as Project-to-Date numbers.*

# FY 2022 CAPITAL IMPROVEMENT PROGRAM

## County Road Projects

PROJECT GROUP: Collin County Regional  
 PROJECT NAME: Outer Loop, SH 121 to US 380  
 PROJECT NUMBER: RI180L004  
 MAJOR PROJECT: OUTERLOOP  
 START DATE: 2020  
 PROJECT STATUS: Active  
 FUNDING SOURCE: 2018 BOND ELECTION



### PROJECT DESCRIPTION

Outer Loop, SH 121 to US 380

### OPERATIONAL IMPACT

| FUND | CURRENT<br>FY 2022 | PROJECTED IMPACT |         |         |         |        | TOTAL |
|------|--------------------|------------------|---------|---------|---------|--------|-------|
|      |                    | FY 2023          | FY 2024 | FY 2025 | FY 2026 | FUTURE |       |
| N/A  | \$ -               | \$ -             | \$ -    | \$ -    | \$ -    | \$ -   | \$ -  |

**IMPACT NOTES:** Project is in Right of Way acquisition phase. Operational impact is estimated to be 2% of the construction cost per year. All County road maintenance is budgeted in the Road & Bridge Fund.

### FINANCIALS

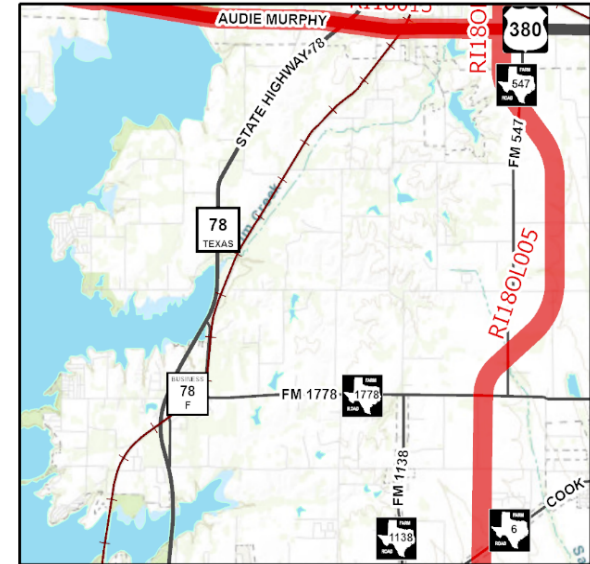
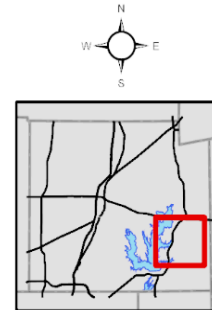
| EXPENDITURE TYPE | BUDGET                 | ACTUALS     | ENCUMBRANCES | REQUISITIONS | TOTAL<br>EXPENDITURES | FY 2022<br>AVAILABLE BUDGET |
|------------------|------------------------|-------------|--------------|--------------|-----------------------|-----------------------------|
| DESIGN           | \$ 6,300,000.00        | \$ -        | \$ -         | \$ -         | \$ -                  | \$ 6,300,000.00             |
| <b>TOTAL</b>     | <b>\$ 6,300,000.00</b> | <b>\$ -</b> | <b>\$ -</b>  | <b>\$ -</b>  | <b>\$ -</b>           | <b>\$ 6,300,000.00</b>      |

*Project financials are displayed as Project-to-Date numbers.*

# FY 2022 CAPITAL IMPROVEMENT PROGRAM

## County Road Projects

PROJECT GROUP: Collin County Regional  
 PROJECT NAME: Outer Loop, US 380 to FM 6  
 PROJECT NUMBER: RI18OL005  
 MAJOR PROJECT: OUTERLOOP  
 START DATE: 2020  
 PROJECT STATUS: Active  
 FUNDING SOURCE: 2018 BOND ELECTION



### PROJECT DESCRIPTION

Outer Loop, US 380 to FM 6

### OPERATIONAL IMPACT

| FUND | CURRENT<br>FY 2022 | PROJECTED IMPACT |         |         |         |        | TOTAL |
|------|--------------------|------------------|---------|---------|---------|--------|-------|
|      |                    | FY 2023          | FY 2024 | FY 2025 | FY 2026 | FUTURE |       |
| N/A  | \$ -               | \$ -             | \$ -    | \$ -    | \$ -    | \$ -   | \$ -  |

IMPACT NOTES: All County road maintenance is budgeted in the Road & Bridge Fund.

### FINANCIALS

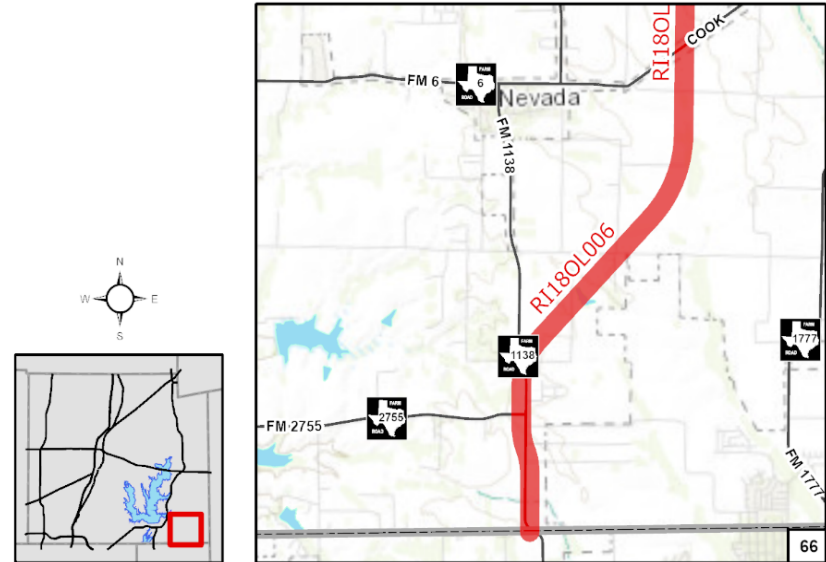
| EXPENDITURE TYPE | BUDGET                 | ACTUALS     | ENCUMBRANCES | REQUISITIONS | TOTAL EXPENDITURES | FY 2022 AVAILABLE BUDGET |
|------------------|------------------------|-------------|--------------|--------------|--------------------|--------------------------|
| DESIGN           | \$ 3,000,000.00        | \$ -        | \$ -         | \$ -         | \$ -               | \$ 3,000,000.00          |
| <b>TOTAL</b>     | <b>\$ 3,000,000.00</b> | <b>\$ -</b> | <b>\$ -</b>  | <b>\$ -</b>  | <b>\$ -</b>        | <b>\$ 3,000,000.00</b>   |

*Project financials are displayed as Project-to-Date numbers.*

# FY 2022 CAPITAL IMPROVEMENT PROGRAM

## County Road Projects

PROJECT GROUP: Collin County Regional  
 PROJECT NAME: Outer Loop, FM 6 to Rockwall County  
 PROJECT NUMBER: RI18OL006  
 MAJOR PROJECT: OUTERLOOP  
 START DATE: 2020  
 PROJECT STATUS: Active  
 FUNDING SOURCE: 2018 BOND ELECTION



### PROJECT DESCRIPTION

Outer Loop, FM 6 to Rockwall County

### OPERATIONAL IMPACT

| FUND | CURRENT<br>FY 2022 | PROJECTED IMPACT |         |         |         |        | TOTAL |
|------|--------------------|------------------|---------|---------|---------|--------|-------|
|      |                    | FY 2023          | FY 2024 | FY 2025 | FY 2026 | FUTURE |       |
| N/A  | \$ -               | \$ -             | \$ -    | \$ -    | \$ -    | \$ -   | \$ -  |

**IMPACT NOTES:** Project is in Right of Way acquisition phase. Operational impact is estimated to be 2% of the construction cost per year. All County road maintenance is budgeted in the Road & Bridge Fund.

### FINANCIALS

| EXPENDITURE TYPE | BUDGET                 | ACTUALS     | ENCUMBRANCES | REQUISITIONS | TOTAL<br>EXPENDITURES | FY 2022<br>AVAILABLE BUDGET |
|------------------|------------------------|-------------|--------------|--------------|-----------------------|-----------------------------|
| DESIGN           | \$ 1,200,000.00        | \$ -        | \$ -         | \$ -         | \$ -                  | \$ 1,200,000.00             |
| <b>TOTAL</b>     | <b>\$ 1,200,000.00</b> | <b>\$ -</b> | <b>\$ -</b>  | <b>\$ -</b>  | <b>\$ -</b>           | <b>\$ 1,200,000.00</b>      |

*Project financials are displayed as Project-to-Date numbers.*

# FY 2022 CAPITAL IMPROVEMENT PROGRAM

## County Road Projects

PROJECT GROUP: Collin County Regional

PROJECT NAME: Mobility Plan Update


PROJECT NUMBER: BDP75301

MAJOR PROJECT: N/A

START DATE: 2017

PROJECT STATUS: Active

FUNDING SOURCE: 2007 BOND ELECTION



### PROJECT DESCRIPTION

Thoroughfare and Transit Plan Map Revisions, Outer Loop additional Travel Demand Model Runs and Thoroughfare and Transit Plan Update in East Collin County to the 2014 Mobility Plan Update.

### OPERATIONAL IMPACT

| FUND | CURRENT<br>FY 2022 | PROJECTED IMPACT |         |         |         |        | TOTAL |
|------|--------------------|------------------|---------|---------|---------|--------|-------|
|      |                    | FY 2023          | FY 2024 | FY 2025 | FY 2026 | FUTURE |       |
| N/A  | \$ -               | \$ -             | \$ -    | \$ -    | \$ -    | \$ -   | \$ -  |

IMPACT NOTES: Planning only. No operational impact anticipated.

### FINANCIALS

| EXPENDITURE TYPE | BUDGET             | ACTUALS     | ENCUMBRANCES | REQUISITIONS | TOTAL<br>EXPENDITURES | FY 2022<br>AVAILABLE BUDGET |
|------------------|--------------------|-------------|--------------|--------------|-----------------------|-----------------------------|
| DESIGN           | \$ 2,602.88        | \$ -        | \$ -         | \$ -         | \$ -                  | \$ 2,602.88                 |
| <b>TOTAL</b>     | <b>\$ 2,602.88</b> | <b>\$ -</b> | <b>\$ -</b>  | <b>\$ -</b>  | <b>\$ -</b>           | <b>\$ 2,602.88</b>          |

*Project financials are displayed as Project-to-Date numbers.*

# FY 2022 CAPITAL IMPROVEMENT PROGRAM

## County Road Projects

PROJECT GROUP: Collin County Regional

PROJECT NAME: Mobility Plan Update


PROJECT NUMBER: RIP75301

MAJOR PROJECT: N/A

START DATE: 2017

PROJECT STATUS: Active

FUNDING SOURCE: 2007 BOND ELECTION



### PROJECT DESCRIPTION

Thoroughfare and Transit Plan Map Revisions, Outer Loop additional Travel Demand Model Runs and Thoroughfare and Transit Plan Update in East Collin County to the 2014 Mobility Plan Update.

### OPERATIONAL IMPACT

| FUND | CURRENT<br>FY 2022 | PROJECTED IMPACT |         |         |         |        | TOTAL |
|------|--------------------|------------------|---------|---------|---------|--------|-------|
|      |                    | FY 2023          | FY 2024 | FY 2025 | FY 2026 | FUTURE |       |
| N/A  | \$ -               | \$ -             | \$ -    | \$ -    | \$ -    | \$ -   | \$ -  |

IMPACT NOTES: Planning only. No operational impact.

### FINANCIALS

| EXPENDITURE TYPE | BUDGET               | ACTUALS     | ENCUMBRANCES        | REQUISITIONS | TOTAL<br>EXPENDITURES | FY 2022<br>AVAILABLE BUDGET |
|------------------|----------------------|-------------|---------------------|--------------|-----------------------|-----------------------------|
| DESIGN           | \$ 132,900.00        | \$ -        | \$ 86,711.55        | \$ -         | \$ 86,711.55          | \$ 46,188.45                |
| <b>TOTAL</b>     | <b>\$ 132,900.00</b> | <b>\$ -</b> | <b>\$ 86,711.55</b> | <b>\$ -</b>  | <b>\$ 86,711.55</b>   | <b>\$ 46,188.45</b>         |

*Project financials are displayed as Project-to-Date numbers.*

FY 2022 CAPITAL IMPROVEMENT PROGRAM

*County Road Projects*

PROJECT GROUP: Collin County Rural Road

PROJECT NAME: CR166 (youth barn) - RRd


PROJECT NUMBER: RI03078

MAJOR PROJECT: N/A

START DATE: 2004

PROJECT STATUS: Active

FUNDING SOURCE: 2003 BOND ELECTION



**PROJECT DESCRIPTION**

Reconstruction project from FM 1461 to CR 168, a distance of approximately 1.12 miles.

**OPERATIONAL IMPACT**

| FUND | CURRENT<br>FY 2022 | PROJECTED IMPACT |         |         |         |        | TOTAL |
|------|--------------------|------------------|---------|---------|---------|--------|-------|
|      |                    | FY 2023          | FY 2024 | FY 2025 | FY 2026 | FUTURE |       |
| N/A  | \$ -               | \$ -             | \$ -    | \$ -    | \$ -    | \$ -   | \$ -  |

IMPACT NOTES: No operational impact anticipated.

FY 2022 CAPITAL IMPROVEMENT PROGRAM

County Road Projects

PROJECT GROUP: Collin County Rural Road

PROJECT NAME: CR166 (youth barn) - RRd


PROJECT NUMBER: RI03078

MAJOR PROJECT: N/A

START DATE: 2004

PROJECT STATUS: Active

FUNDING SOURCE: 2003 BOND ELECTION



FINANCIALS

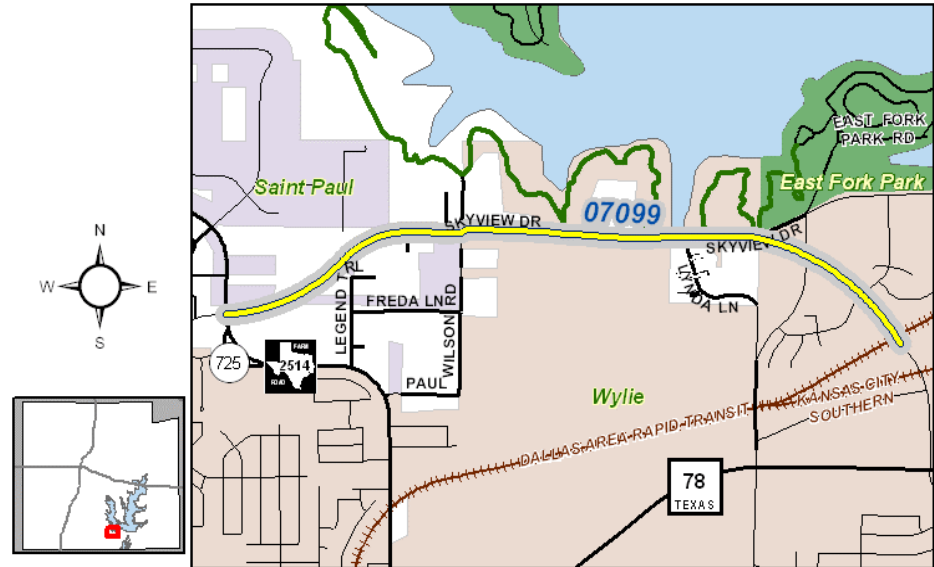
| EXPENDITURE TYPE         | BUDGET                 | ACTUALS                | ENCUMBRANCES | REQUISITIONS | TOTAL EXPENDITURES     | FY 2022 AVAILABLE BUDGET |
|--------------------------|------------------------|------------------------|--------------|--------------|------------------------|--------------------------|
| CONSTRUCTION             | \$ 3,318,090.00        | \$ 3,318,089.32        | \$ -         | \$ -         | \$ 3,318,089.32        | \$ 0.68                  |
| DESIGN                   | \$ 15,900.00           | \$ 15,900.00           | \$ -         | \$ -         | \$ 15,900.00           | \$ -                     |
| RIGHT OF WAY ACQUISITION | \$ 859,135.00          | \$ 668,215.10          | \$ -         | \$ -         | \$ 668,215.10          | \$ 190,919.90            |
| <b>TOTAL</b>             | <b>\$ 4,193,125.00</b> | <b>\$ 4,002,204.42</b> | <b>\$ -</b>  | <b>\$ -</b>  | <b>\$ 4,002,204.42</b> | <b>\$ 190,920.58</b>     |

Project financials are displayed as Project-to-Date numbers.

# FY 2022 CAPITAL IMPROVEMENT PROGRAM

## County Road Projects

PROJECT GROUP: Collin County Rural Road  
 PROJECT NAME: CR - Park Blvd fr FM2514  
 PROJECT NUMBER: RI07099  
 MAJOR PROJECT: N/A  
 START DATE: 2008  
 PROJECT STATUS: Active  
 FUNDING SOURCE: 2007 BOND ELECTION



### PROJECT DESCRIPTION

ROW of Park Blvd from FM 2514 (Parker Rd) to Spring Creek Pkwy for a length of 2.3 miles.

### OPERATIONAL IMPACT

| FUND                 | CURRENT<br>FY 2022 | PROJECTED IMPACT |              |              |              |              | TOTAL         |
|----------------------|--------------------|------------------|--------------|--------------|--------------|--------------|---------------|
|                      |                    | FY 2023          | FY 2024      | FY 2025      | FY 2026      | FUTURE       |               |
| 1010 - Road & Bridge | \$ 26,450.00       | \$ 26,450.00     | \$ 26,450.00 | \$ 26,450.00 | \$ 26,450.00 | \$ 26,450.00 | \$ 158,700.00 |

IMPACT NOTES: Right of Way Acquisition only.

### FINANCIALS

| EXPENDITURE TYPE         | BUDGET                 | ACTUALS                | ENCUMBRANCES        | REQUISITIONS | TOTAL<br>EXPENDITURES  | FY 2022<br>AVAILABLE BUDGET |
|--------------------------|------------------------|------------------------|---------------------|--------------|------------------------|-----------------------------|
| DESIGN                   | \$ 2,794,716.00        | \$ 2,733,122.85        | \$ 61,593.15        | \$ -         | \$ 2,794,716.00        | \$ -                        |
| RIGHT OF WAY ACQUISITION | \$ 893,884.00          | \$ 876,734.55          | \$ 17,149.11        | \$ -         | \$ 893,883.66          | \$ 0.34                     |
| <b>TOTAL</b>             | <b>\$ 3,688,600.00</b> | <b>\$ 3,609,857.40</b> | <b>\$ 78,742.26</b> | <b>\$ -</b>  | <b>\$ 3,688,599.66</b> | <b>\$ 0.34</b>              |

*Project financials are displayed as Project-to-Date numbers.*

# FY 2022 CAPITAL IMPROVEMENT PROGRAM

## County Road Projects

PROJECT GROUP: Collin County Rural Road

PROJECT NAME: CR - CR 424 fr Sheffield

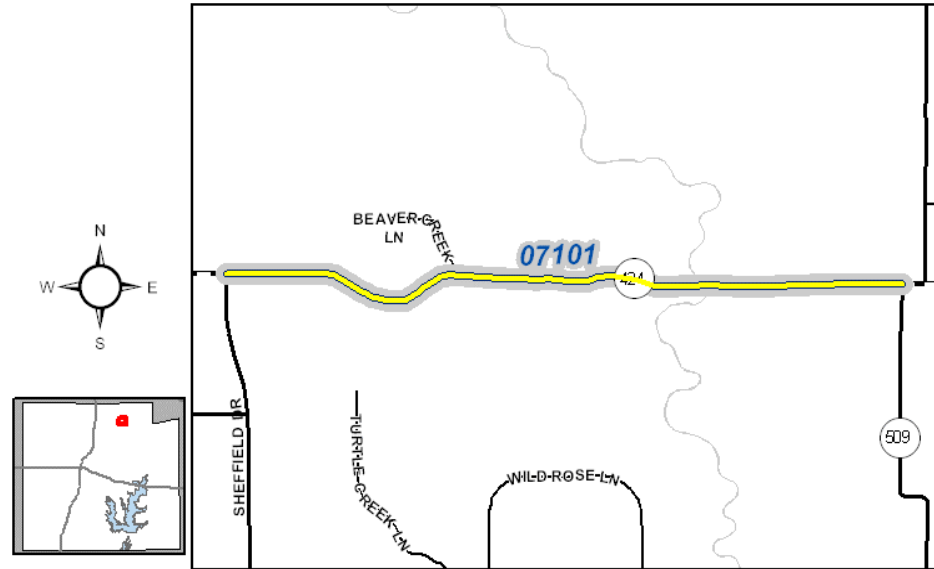
PROJECT NUMBER: RI07101

MAJOR PROJECT: N/A

START DATE: 2010

PROJECT STATUS: Active

FUNDING SOURCE: 2007 BOND ELECTION



### PROJECT DESCRIPTION

Reconstruction of CR 424 from Sheffield Farms to CR 509 for a length of 1 mile.

### OPERATIONAL IMPACT

| FUND                 | CURRENT<br>FY 2022 | PROJECTED IMPACT |              |              |              |              | TOTAL        |
|----------------------|--------------------|------------------|--------------|--------------|--------------|--------------|--------------|
|                      |                    | FY 2023          | FY 2024      | FY 2025      | FY 2026      | FUTURE       |              |
| 1010 - Road & Bridge | \$ 11,500.00       | \$ 11,500.00     | \$ 11,500.00 | \$ 11,500.00 | \$ 11,500.00 | \$ 11,500.00 | \$ 69,000.00 |

IMPACT NOTES: Existing road and maintenance. No increase to existing maintenance in the Road & Bridge Fund.

### FINANCIALS

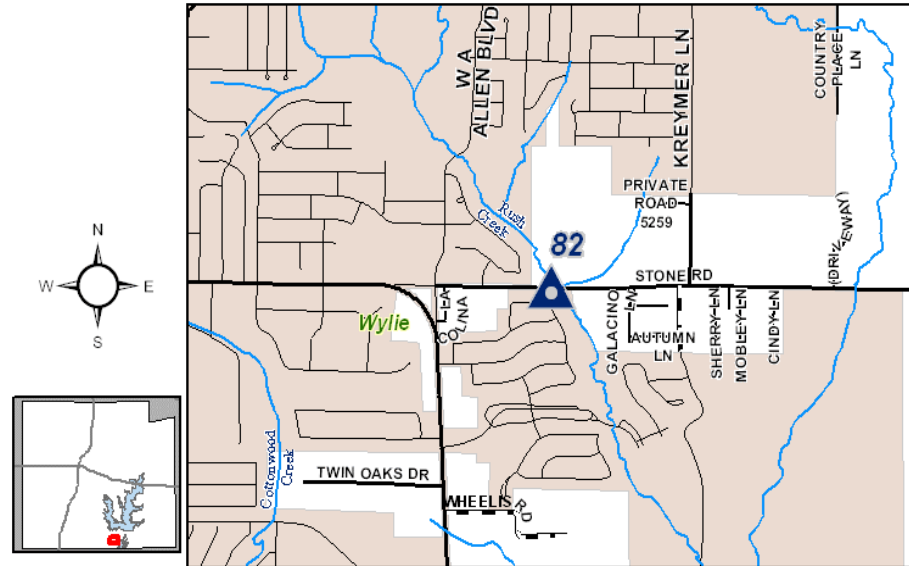
| EXPENDITURE TYPE | BUDGET                 | ACTUALS     | ENCUMBRANCES | REQUISITIONS | TOTAL<br>EXPENDITURES | FY 2022<br>AVAILABLE BUDGET |
|------------------|------------------------|-------------|--------------|--------------|-----------------------|-----------------------------|
| CONSTRUCTION     | \$ 1,120,000.00        | \$ -        | \$ -         | \$ -         | \$ -                  | \$ 1,120,000.00             |
| <b>TOTAL</b>     | <b>\$ 1,120,000.00</b> | <b>\$ -</b> | <b>\$ -</b>  | <b>\$ -</b>  | <b>\$ -</b>           | <b>\$ 1,120,000.00</b>      |

Project financials are displayed as Project-to-Date numbers.

# FY 2022 CAPITAL IMPROVEMENT PROGRAM

## County Road Projects

PROJECT GROUP: County Bridges  
 PROJECT NAME: CR282 - Bridge  
 PROJECT NUMBER: RI03082  
 MAJOR PROJECT: N/A  
 START DATE: 2004  
 PROJECT STATUS: Active  
 FUNDING SOURCE: 2003 BOND ELECTION



### PROJECT DESCRIPTION

CR 382 bridge replacement at Stone Road Bridge - .025 miles.

### OPERATIONAL IMPACT

| FUND | CURRENT<br>FY 2022 | PROJECTED IMPACT |         |         |         |        | TOTAL |
|------|--------------------|------------------|---------|---------|---------|--------|-------|
|      |                    | FY 2023          | FY 2024 | FY 2025 | FY 2026 | FUTURE |       |
| N/A  | \$ -               | \$ -             | \$ -    | \$ -    | \$ -    | \$ -   | \$ -  |

**IMPACT NOTES:** No operational impact. Bridge is existing and maintenance is already budgeted in the Road & Bridge Fund. No additional maintenance will need to be budgeted.

### FINANCIALS

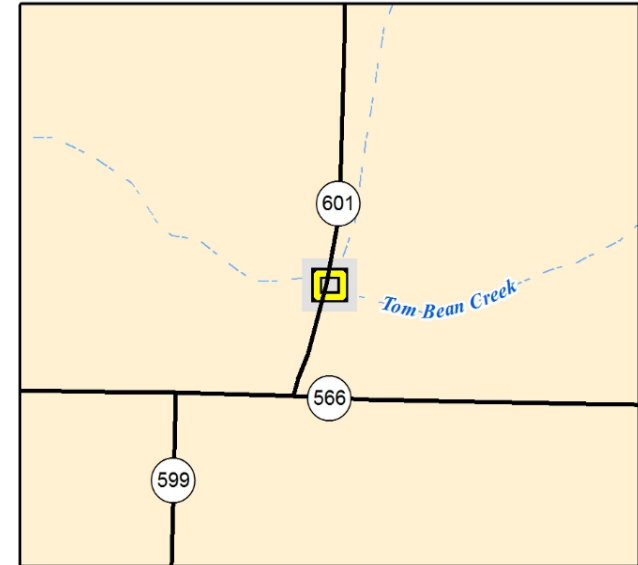
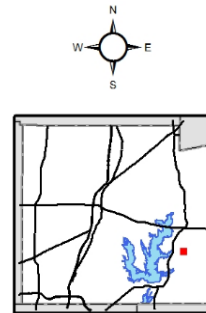
| EXPENDITURE TYPE | BUDGET              | ACTUALS             | ENCUMBRANCES | REQUISITIONS | TOTAL<br>EXPENDITURES | FY 2022<br>AVAILABLE BUDGET |
|------------------|---------------------|---------------------|--------------|--------------|-----------------------|-----------------------------|
| DESIGN           | \$ 29,000.00        | \$ 18,000.00        | \$ -         | \$ -         | \$ 18,000.00          | \$ 11,000.00                |
| <b>TOTAL</b>     | <b>\$ 29,000.00</b> | <b>\$ 18,000.00</b> | <b>\$ -</b>  | <b>\$ -</b>  | <b>\$ 18,000.00</b>   | <b>\$ 11,000.00</b>         |

*Project financials are displayed as Project-to-Date numbers.*

# FY 2022 CAPITAL IMPROVEMENT PROGRAM

## County Road Projects

PROJECT GROUP: County Bridges  
 PROJECT NAME: CD - CR601 TomBeanCreek  
 PROJECT NUMBER: RI070015  
 MAJOR PROJECT: N/A  
 START DATE: 2012  
 PROJECT STATUS: Active  
 FUNDING SOURCE: 2007 BOND ELECTION



### PROJECT DESCRIPTION

County drainage of CR 601 Tom Bean Creek.

### OPERATIONAL IMPACT

| FUND | CURRENT<br>FY 2022 | PROJECTED IMPACT |         |         |         |        | TOTAL |
|------|--------------------|------------------|---------|---------|---------|--------|-------|
|      |                    | FY 2023          | FY 2024 | FY 2025 | FY 2026 | FUTURE |       |
| N/A  | \$ -               | \$ -             | \$ -    | \$ -    | \$ -    | \$ -   | \$ -  |

IMPACT NOTES: Existing bridge so no maintenance increase is expected for the Road & Bridge Fund.

### FINANCIALS

| EXPENDITURE TYPE         | BUDGET               | ACTUALS              | ENCUMBRANCES | REQUISITIONS | TOTAL<br>EXPENDITURES | FY 2022<br>AVAILABLE BUDGET |
|--------------------------|----------------------|----------------------|--------------|--------------|-----------------------|-----------------------------|
| CONSTRUCTION             | \$ 375,349.00        | \$ 325,924.41        | \$ -         | \$ -         | \$ 325,924.41         | \$ 49,424.59                |
| RIGHT OF WAY ACQUISITION | \$ 5,000.00          | \$ 2,283.00          | \$ -         | \$ -         | \$ 2,283.00           | \$ 2,717.00                 |
| <b>TOTAL</b>             | <b>\$ 380,349.00</b> | <b>\$ 328,207.41</b> | <b>\$ -</b>  | <b>\$ -</b>  | <b>\$ 328,207.41</b>  | <b>\$ 52,141.59</b>         |

*Project financials are displayed as Project-to-Date numbers.*

# FY 2022 CAPITAL IMPROVEMENT PROGRAM

## County Road Projects

PROJECT GROUP: County Bridges

PROJECT NAME: CR317 @ Wilson Creek

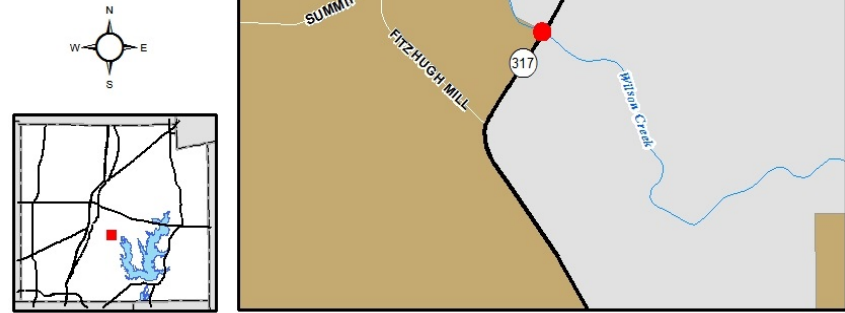
PROJECT NUMBER: RI070028

MAJOR PROJECT: N/A

START DATE: 2015

PROJECT STATUS: Active

FUNDING SOURCE: 2007 BOND ELECTION



### PROJECT DESCRIPTION

CR317 @ Wilson Creek – County Bridge replacement project.

### OPERATIONAL IMPACT

| FUND | CURRENT<br>FY 2022 | PROJECTED IMPACT |         |         |         |        | TOTAL |
|------|--------------------|------------------|---------|---------|---------|--------|-------|
|      |                    | FY 2023          | FY 2024 | FY 2025 | FY 2026 | FUTURE |       |
| N/A  | \$ -               | \$ -             | \$ -    | \$ -    | \$ -    | \$ -   | \$ -  |

**IMPACT NOTES:**

No operational impact. Bridge is existing and maintenance is already budgeted in the Road & Bridge Fund. No additional maintenance will need to be budgeted.

# FY 2022 CAPITAL IMPROVEMENT PROGRAM

## County Road Projects

PROJECT GROUP: County Bridges

PROJECT NAME: CR317 @ Wilson Creek

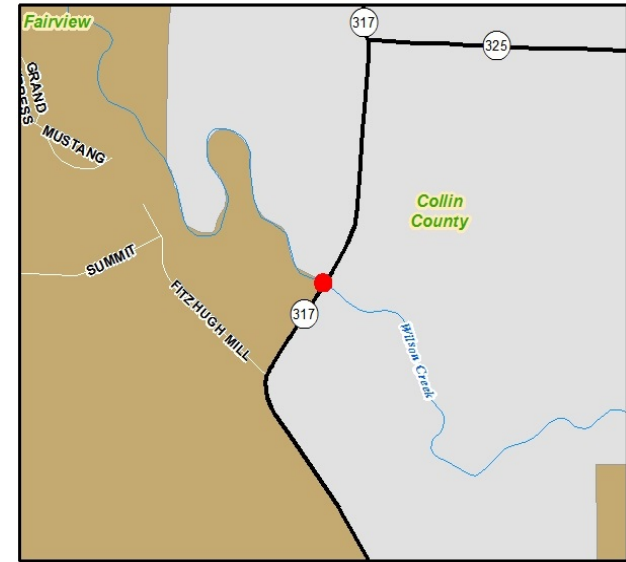
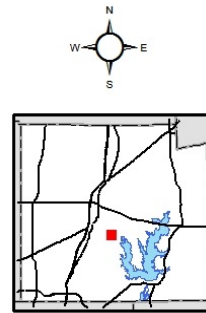
PROJECT NUMBER: RI070028

MAJOR PROJECT: N/A

START DATE: 2015

PROJECT STATUS: Active

FUNDING SOURCE: 2007 BOND ELECTION



### FINANCIALS

| EXPENDITURE TYPE         | BUDGET               | ACTUALS              | ENCUMBRANCES | REQUISITIONS | TOTAL EXPENDITURES   | FY 2022 AVAILABLE BUDGET |
|--------------------------|----------------------|----------------------|--------------|--------------|----------------------|--------------------------|
| CONSTRUCTION             | \$ 426,090.00        | \$ 378,863.50        | \$ -         | \$ -         | \$ 378,863.50        | \$ 47,226.50             |
| DESIGN                   | \$ 86,609.00         | \$ 81,660.00         | \$ -         | \$ -         | \$ 81,660.00         | \$ 4,949.00              |
| RIGHT OF WAY ACQUISITION | \$ 20,000.00         | \$ -                 | \$ -         | \$ -         | \$ -                 | \$ 20,000.00             |
| <b>TOTAL</b>             | <b>\$ 532,699.00</b> | <b>\$ 460,523.50</b> | <b>\$ -</b>  | <b>\$ -</b>  | <b>\$ 460,523.50</b> | <b>\$ 72,175.50</b>      |

*Project financials are displayed as Project-to-Date numbers.*

# FY 2022 CAPITAL IMPROVEMENT PROGRAM

## County Road Projects

**PROJECT GROUP:** County Bridges

**PROJECT NAME:** CD - CR 618 @ Cedar Creek

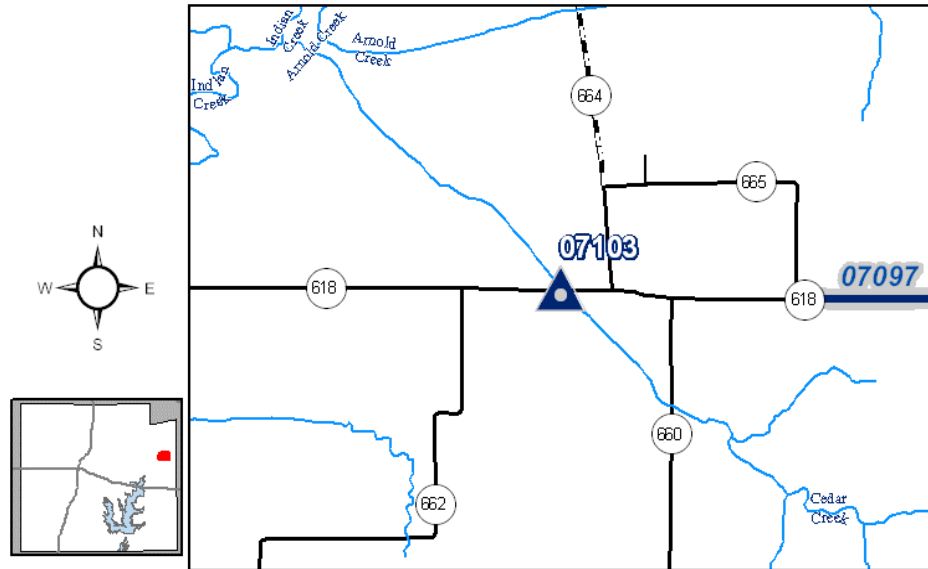
**PROJECT NUMBER:** RI07103

**MAJOR PROJECT:** N/A

**START DATE:** 2009

**PROJECT STATUS:** Active

**FUNDING SOURCE:** 2007 BOND ELECTION



### PROJECT DESCRIPTION

County Drainage of CR 618 @ Cedar Creek.

### OPERATIONAL IMPACT

| FUND | CURRENT<br>FY 2022 | PROJECTED IMPACT |         |         |         |        | TOTAL |
|------|--------------------|------------------|---------|---------|---------|--------|-------|
|      |                    | FY 2023          | FY 2024 | FY 2025 | FY 2026 | FUTURE |       |
| N/A  | \$ -               | \$ -             | \$ -    | \$ -    | \$ -    | \$ -   | \$ -  |

**IMPACT NOTES:** No operational impact. Bridge is existing and maintenance is already budgeted in the Road & Bridge Fund. No additional maintenance will need to be budgeted.

# FY 2022 CAPITAL IMPROVEMENT PROGRAM

## County Road Projects

PROJECT GROUP: County Bridges

PROJECT NAME: CD - CR 618 @ Cedar Creek

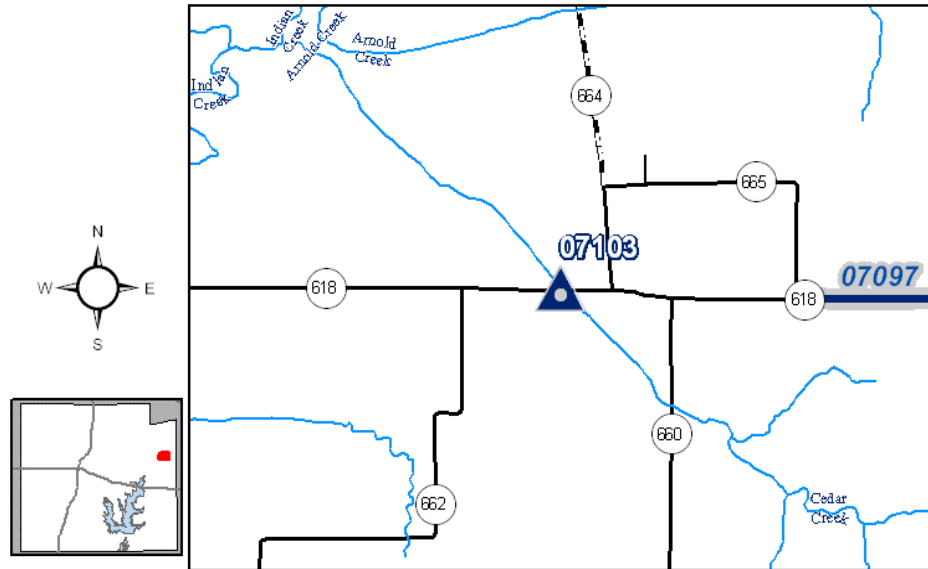
PROJECT NUMBER: RI07103

MAJOR PROJECT: N/A

START DATE: 2009

PROJECT STATUS: Active

FUNDING SOURCE: 2007 BOND ELECTION



### FINANCIALS

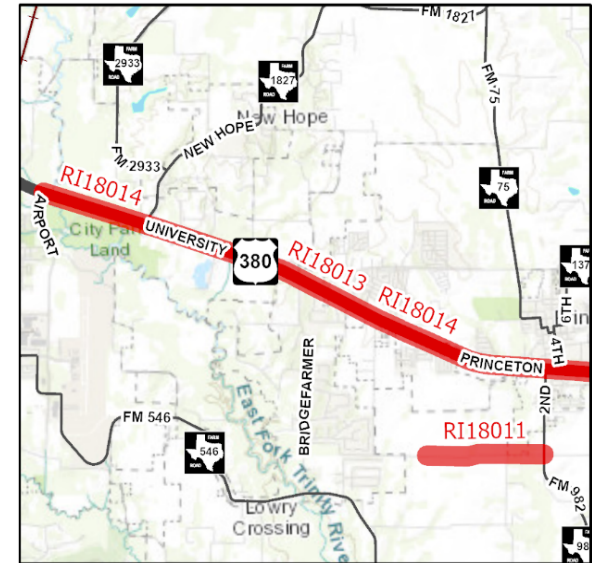
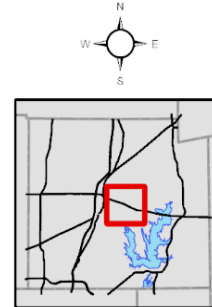
| EXPENDITURE TYPE         | BUDGET               | ACTUALS              | ENCUMBRANCES | REQUISITIONS | TOTAL EXPENDITURES   | FY 2022 AVAILABLE BUDGET |
|--------------------------|----------------------|----------------------|--------------|--------------|----------------------|--------------------------|
| CONSTRUCTION             | \$ 642,961.00        | \$ 631,160.13        | \$ -         | \$ -         | \$ 631,160.13        | \$ 11,800.87             |
| DESIGN                   | \$ -                 | \$ -                 | \$ -         | \$ -         | \$ -                 | \$ -                     |
| RIGHT OF WAY ACQUISITION | \$ 7,740.00          | \$ 7,740.00          | \$ -         | \$ -         | \$ 7,740.00          | \$ -                     |
| <b>TOTAL</b>             | <b>\$ 650,701.00</b> | <b>\$ 638,900.13</b> | <b>\$ -</b>  | <b>\$ -</b>  | <b>\$ 638,900.13</b> | <b>\$ 11,800.87</b>      |

*Project financials are displayed as Project-to-Date numbers.*

# FY 2022 CAPITAL IMPROVEMENT PROGRAM

## County Road Projects

PROJECT GROUP: County-City-State  
 PROJECT NAME: US 380: Airport to CR 458  
 PROJECT NUMBER: RI18014  
 MAJOR PROJECT: N/A  
 START DATE: 2020  
 PROJECT STATUS: Active  
 FUNDING SOURCE: 2018 BOND ELECTION



### PROJECT DESCRIPTION

US 380: Airport to CR 458

### OPERATIONAL IMPACT

| FUND | CURRENT<br>FY 2022 | PROJECTED IMPACT |         |         |         |        | TOTAL |
|------|--------------------|------------------|---------|---------|---------|--------|-------|
|      |                    | FY 2023          | FY 2024 | FY 2025 | FY 2026 | FUTURE |       |
| N/A  | \$ -               | \$ -             | \$ -    | \$ -    | \$ -    | \$ -   | \$ -  |

IMPACT NOTES: Road belongs to TxDOT, therefore no operational impact to the County.

### FINANCIALS


| EXPENDITURE TYPE | BUDGET                  | ACTUALS     | ENCUMBRANCES | REQUISITIONS | TOTAL EXPENDITURES | FY 2022 AVAILABLE BUDGET |
|------------------|-------------------------|-------------|--------------|--------------|--------------------|--------------------------|
| CONSTRUCTION     | \$ 11,000,000.00        | \$ -        | \$ -         | \$ -         | \$ -               | \$ 11,000,000.00         |
| <b>TOTAL</b>     | <b>\$ 11,000,000.00</b> | <b>\$ -</b> | <b>\$ -</b>  | <b>\$ -</b>  | <b>\$ -</b>        | <b>\$ 11,000,000.00</b>  |

*Project financials are displayed as Project-to-Date numbers.*

FY 2022 CAPITAL IMPROVEMENT PROGRAM

County Road Projects

PROJECT GROUP: County-City-State  
 PROJECT NAME: FM 545 Contributions  
 PROJECT NUMBER: RI18016  
 MAJOR PROJECT: N/A  
 START DATE: 2020  
 PROJECT STATUS: Active  
 FUNDING SOURCE: 2018 BOND ELECTION



**PROJECT DESCRIPTION**

FM 545 Contributions - Alternative funding has been allocated from the 2007 Bond Election so this funding is no longer needed for this project. Funding will be re-allocated.

**OPERATIONAL IMPACT**

| FUND | CURRENT<br>FY 2022 | PROJECTED IMPACT |         |         |         |        | TOTAL |
|------|--------------------|------------------|---------|---------|---------|--------|-------|
|      |                    | FY 2023          | FY 2024 | FY 2025 | FY 2026 | FUTURE |       |
| N/A  | \$ -               | \$ -             | \$ -    | \$ -    | \$ -    | \$ -   | \$ -  |

IMPACT NOTES: Road belongs to TxDOT, therefore no operational impact to the County.

**FINANCIALS**

| EXPENDITURE TYPE         | BUDGET                 | ACTUALS     | ENCUMBRANCES | REQUISITIONS | TOTAL<br>EXPENDITURES | FY 2022<br>AVAILABLE BUDGET |
|--------------------------|------------------------|-------------|--------------|--------------|-----------------------|-----------------------------|
| RIGHT OF WAY ACQUISITION | \$ 1,894,613.00        | \$ -        | \$ -         | \$ -         | \$ -                  | \$ 1,894,613.00             |
| <b>TOTAL</b>             | <b>\$ 1,894,613.00</b> | <b>\$ -</b> | <b>\$ -</b>  | <b>\$ -</b>  | <b>\$ -</b>           | <b>\$ 1,894,613.00</b>      |

Project financials are displayed as Project-to-Date numbers.

FY 2022 CAPITAL IMPROVEMENT PROGRAM

*Facility Projects*

| PROJECT                            |                                    | BUDGET                  | EXPENDITURES            | AVAILABLE              |
|------------------------------------|------------------------------------|-------------------------|-------------------------|------------------------|
| <b>Adult Detention Facility</b>    |                                    |                         |                         |                        |
| FI03JAIL                           | 2003 Bond - Justice Center         | \$ 20,114,558.00        | \$ 20,092,819.58        | \$ 21,738.42           |
| FI07JAIL                           | Adult Detention Facility Expansion | \$ 45,800,000.00        | \$ 41,561,614.25        | \$ 4,238,385.75        |
| FI07K4001                          | Security Barrier                   | \$ 65,000.00            | \$ -                    | \$ 65,000.00           |
| FI07K4002                          | Food Pass Doors and Locks          | \$ 110,000.00           | \$ -                    | \$ 110,000.00          |
| FI07K4008                          | Fire Suppression Sprinklers        | \$ 111,751.00           | \$ -                    | \$ 111,751.00          |
|                                    |                                    | <b>\$ 66,201,309.00</b> | <b>\$ 61,654,433.83</b> | <b>\$ 4,546,875.17</b> |
| <b>Courts Facility</b>             |                                    |                         |                         |                        |
| FI07CH                             | Bloomdale Cths Phase 2             | \$ 23,228,657.00        | \$ 22,499,836.08        | \$ 728,820.92          |
|                                    |                                    | <b>\$ 23,228,657.00</b> | <b>\$ 22,499,836.08</b> | <b>\$ 728,820.92</b>   |
| <b>Juvenile Detention Facility</b> |                                    |                         |                         |                        |
| FI03JUVD                           | Juvenile Detention Facility        | \$ 4,723,848.00         | \$ 4,670,944.47         | \$ 52,903.53           |
| FI0703JUVD                         | Add Lockers & Renovate Breakroom   | \$ 2,099.00             | \$ -                    | \$ 2,099.00            |
|                                    |                                    | <b>\$ 4,725,947.00</b>  | <b>\$ 4,670,944.47</b>  | <b>\$ 55,002.53</b>    |
| <b>TOTAL FACILITY PROJECTS</b>     |                                    | <b>\$ 94,155,913.00</b> | <b>\$ 88,825,214.38</b> | <b>\$ 5,330,698.62</b> |

FY 2022 CAPITAL IMPROVEMENT PROGRAM

*Facility Projects*

PROJECT GROUP: Adult Detention Facility  
 PROJECT NAME: 2003 Bond - Justice Center  
 PROJECT NUMBER: FI03JAIL  
 MAJOR PROJECT: N/A  
 START DATE: 2004  
 PROJECT STATUS: Active  
 FUNDING SOURCE: 2003 BOND ELECTION



**PROJECT DESCRIPTION**

Expansion of the Collin County Jail to add 288 beds. This expansion would satisfy projected needs through 2018.

**OPERATIONAL IMPACT**

| FUND | CURRENT<br>FY 2022 | PROJECTED IMPACT |         |         |         |        | TOTAL |
|------|--------------------|------------------|---------|---------|---------|--------|-------|
|      |                    | FY 2023          | FY 2024 | FY 2025 | FY 2026 | FUTURE |       |
| N/A  | \$ -               | \$ -             | \$ -    | \$ -    | \$ -    | \$ -   | \$ -  |

IMPACT NOTES: Project is complete. Funding remaining is yet to be reallocated to a new project.

# FY 2022 CAPITAL IMPROVEMENT PROGRAM

## Facility Projects

**PROJECT GROUP:** Adult Detention Facility

**PROJECT NAME:** 2003 Bond - Justice Center

**PROJECT NUMBER:** F103JAIL

**MAJOR PROJECT:** N/A

**START DATE:** 2004

**PROJECT STATUS:** Active

**FUNDING SOURCE:** 2003 BOND ELECTION



### FINANCIALS

| EXPENDITURE TYPE | BUDGET                  | ACTUALS                 | ENCUMBRANCES | REQUISITIONS | TOTAL EXPENDITURES      | FY 2022 AVAILABLE BUDGET |
|------------------|-------------------------|-------------------------|--------------|--------------|-------------------------|--------------------------|
| CONSTRUCTION     | \$ 18,350,451.00        | \$ 18,331,450.61        | \$ -         | \$ -         | \$ 18,331,450.61        | \$ 19,000.39             |
| DESIGN           | \$ 1,305,019.00         | \$ 1,304,901.53         | \$ -         | \$ -         | \$ 1,304,901.53         | \$ 117.47                |
| EQUIPMENT        | \$ 420,587.00           | \$ 420,583.73           | \$ -         | \$ -         | \$ 420,583.73           | \$ 3.27                  |
| PERSONNEL        | \$ 38,101.00            | \$ 35,632.73            | \$ -         | \$ -         | \$ 35,632.73            | \$ 2,468.27              |
| TRAINING         | \$ 400.00               | \$ 250.98               | \$ -         | \$ -         | \$ 250.98               | \$ 149.02                |
| <b>TOTAL</b>     | <b>\$ 20,114,558.00</b> | <b>\$ 20,092,819.58</b> | <b>\$ -</b>  | <b>\$ -</b>  | <b>\$ 20,092,819.58</b> | <b>\$ 21,738.42</b>      |

*Project financials are displayed as Project-to-Date numbers.*

# FY 2022 CAPITAL IMPROVEMENT PROGRAM

## Facility Projects

PROJECT GROUP: Adult Detention Facility  
 PROJECT NAME: Adult Detention Facility Expansion  
 PROJECT NUMBER: FI07JAIL  
 MAJOR PROJECT: N/A  
 START DATE: 2019  
 PROJECT STATUS: Active  
 FUNDING SOURCE: 2007 BOND ELECTION



### PROJECT DESCRIPTION

Expansion of the Adult Detention Facility

### OPERATIONAL IMPACT

| FUND                | CURRENT<br>FY 2022 | PROJECTED IMPACT |                 |                 |                 |                 | TOTAL            |
|---------------------|--------------------|------------------|-----------------|-----------------|-----------------|-----------------|------------------|
|                     |                    | FY 2023          | FY 2024         | FY 2025         | FY 2026         | FUTURE          |                  |
| 0001 - General Fund | \$ -               | \$ 2,227,840.00  | \$ 2,018,800.00 | \$ 2,079,364.00 | \$ 2,141,744.92 | \$ 2,205,997.27 | \$ 10,673,746.19 |

#### IMPACT NOTES:

The expansion is expected to increase staffing as well as other operational costs. Projected cost includes 52 new employees, training and equipment.

### FINANCIALS

| EXPENDITURE TYPE | BUDGET                  | ACTUALS                | ENCUMBRANCES         | REQUISITIONS            | TOTAL<br>EXPENDITURES   | FY 2022<br>AVAILABLE BUDGET |
|------------------|-------------------------|------------------------|----------------------|-------------------------|-------------------------|-----------------------------|
| CONSTRUCTION     | \$ 40,300,000.00        | \$ -                   | \$ -                 | \$ 38,260,000.00        | \$ 38,260,000.00        | \$ 2,040,000.00             |
| DESIGN           | \$ 5,500,000.00         | \$ 2,992,030.07        | \$ 309,584.18        | \$ -                    | \$ 3,301,614.25         | \$ 2,198,385.75             |
| <b>TOTAL</b>     | <b>\$ 45,800,000.00</b> | <b>\$ 2,992,030.07</b> | <b>\$ 309,584.18</b> | <b>\$ 38,260,000.00</b> | <b>\$ 41,561,614.25</b> | <b>\$ 4,238,385.75</b>      |

*Project financials are displayed as Project-to-Date numbers.*

FY 2022 CAPITAL IMPROVEMENT PROGRAM

PROJECT GROUP: Adult Detention Facility

PROJECT NAME: Security Barrier

PROJECT NUMBER: FI07K4001

MAJOR PROJECT: N/A

START DATE: 2022

PROJECT STATUS: Active

FUNDING SOURCE: 2007 BOND ELECTION



PROJECT DESCRIPTION

Security Barrier for the 1A and 5A Pods in the Adult Detention Center.

OPERATIONAL IMPACT

| FUND | CURRENT<br>FY 2022 | PROJECTED IMPACT |         |         |         |        | TOTAL |
|------|--------------------|------------------|---------|---------|---------|--------|-------|
|      |                    | FY 2023          | FY 2024 | FY 2025 | FY 2026 | FUTURE |       |
| N/A  | \$ -               | \$ -             | \$ -    | \$ -    | \$ -    | \$ -   | \$ -  |

IMPACT NOTES: No operational impact is expected.

FINANCIALS

| EXPENDITURE TYPE | BUDGET              | ACTUALS     | ENCUMBRANCES | REQUISITIONS | TOTAL<br>EXPENDITURES | FY 2022<br>AVAILABLE BUDGET |
|------------------|---------------------|-------------|--------------|--------------|-----------------------|-----------------------------|
| CONSTRUCTION     | \$ 65,000.00        | \$ -        | \$ -         | \$ -         | \$ -                  | \$ 65,000.00                |
| <b>TOTAL</b>     | <b>\$ 65,000.00</b> | <b>\$ -</b> | <b>\$ -</b>  | <b>\$ -</b>  | <b>\$ -</b>           | <b>\$ 65,000.00</b>         |

Project financials are displayed as Project-to-Date numbers.

# FY 2022 CAPITAL IMPROVEMENT PROGRAM

## Facility Projects

PROJECT GROUP: Adult Detention Facility  
 PROJECT NAME: Food Pass Doors and Locks  
 PROJECT NUMBER: FI07K4002  
 MAJOR PROJECT: N/A  
 START DATE: 2022  
 PROJECT STATUS: Active  
 FUNDING SOURCE: 2007 BOND ELECTION



### PROJECT DESCRIPTION

Replace Food Pass Doors and Locks in the Adult Detention Center.

### OPERATIONAL IMPACT

| FUND | CURRENT<br>FY 2022 | PROJECTED IMPACT |         |         |         |        | TOTAL |
|------|--------------------|------------------|---------|---------|---------|--------|-------|
|      |                    | FY 2023          | FY 2024 | FY 2025 | FY 2026 | FUTURE |       |
| N/A  | \$ -               | \$ -             | \$ -    | \$ -    | \$ -    | \$ -   | \$ -  |

IMPACT NOTES: No operational impact is expected.

### FINANCIALS

| EXPENDITURE TYPE | BUDGET               | ACTUALS     | ENCUMBRANCES | REQUISITIONS | TOTAL<br>EXPENDITURES | FY 2022<br>AVAILABLE BUDGET |
|------------------|----------------------|-------------|--------------|--------------|-----------------------|-----------------------------|
| CONSTRUCTION     | \$ 110,000.00        | \$ -        | \$ -         | \$ -         | \$ -                  | \$ 110,000.00               |
| <b>TOTAL</b>     | <b>\$ 110,000.00</b> | <b>\$ -</b> | <b>\$ -</b>  | <b>\$ -</b>  | <b>\$ -</b>           | <b>\$ 110,000.00</b>        |

*Project financials are displayed as Project-to-Date numbers.*

# FY 2022 CAPITAL IMPROVEMENT PROGRAM

## Facility Projects

PROJECT GROUP: Adult Detention Facility

PROJECT NAME: Fire Suppression Sprinklers

PROJECT NUMBER: FI07K4008

MAJOR PROJECT: N/A

START DATE: 2022

PROJECT STATUS: Active

FUNDING SOURCE: 2007 BOND ELECTION



### PROJECT DESCRIPTION

Replacement of Fire Suppression Sprinklers in the Adult Detention Center.

### OPERATIONAL IMPACT

| FUND | CURRENT<br>FY 2022 | PROJECTED IMPACT |         |         |         |        | TOTAL |
|------|--------------------|------------------|---------|---------|---------|--------|-------|
|      |                    | FY 2023          | FY 2024 | FY 2025 | FY 2026 | FUTURE |       |
| N/A  | \$ -               | \$ -             | \$ -    | \$ -    | \$ -    | \$ -   | \$ -  |

IMPACT NOTES: No operational impact is expected.

### FINANCIALS

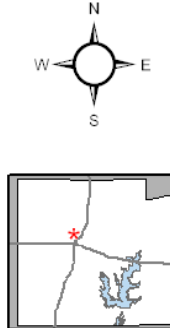
| EXPENDITURE TYPE | BUDGET               | ACTUALS     | ENCUMBRANCES | REQUISITIONS | TOTAL<br>EXPENDITURES | FY 2022<br>AVAILABLE BUDGET |
|------------------|----------------------|-------------|--------------|--------------|-----------------------|-----------------------------|
| CONSTRUCTION     | \$ 111,751.00        | \$ -        | \$ -         | \$ -         | \$ -                  | \$ 111,751.00               |
| <b>TOTAL</b>     | <b>\$ 111,751.00</b> | <b>\$ -</b> | <b>\$ -</b>  | <b>\$ -</b>  | <b>\$ -</b>           | <b>\$ 111,751.00</b>        |

*Project financials are displayed as Project-to-Date numbers.*

# FY 2022 CAPITAL IMPROVEMENT PROGRAM

## Facility Projects

PROJECT GROUP: Courts Facility  
 PROJECT NAME: Bloomdale Cths Phase 2  
 PROJECT NUMBER: FI07CH  
 MAJOR PROJECT: 07CH  
 START DATE: 2008  
 PROJECT STATUS: Active  
 FUNDING SOURCE: 2007 BOND ELECTION



### PROJECT DESCRIPTION

Expansion of Collin County Courthouse to allow the continued centralization of courts and governmental departments to the new courthouse campus.

### OPERATIONAL IMPACT

| FUND | CURRENT<br>FY 2022 | PROJECTED IMPACT |         |         |         |        | TOTAL |
|------|--------------------|------------------|---------|---------|---------|--------|-------|
|      |                    | FY 2023          | FY 2024 | FY 2025 | FY 2026 | FUTURE |       |
| N/A  | \$ -               | \$ -             | \$ -    | \$ -    | \$ -    | \$ -   | \$ -  |

IMPACT NOTES: Project is complete. Funding remaining is yet to be reallocated to a new project.

### FINANCIALS

| EXPENDITURE TYPE | BUDGET                  | ACTUALS                 | ENCUMBRANCES | REQUISITIONS | TOTAL<br>EXPENDITURES   | FY 2022<br>AVAILABLE BUDGET |
|------------------|-------------------------|-------------------------|--------------|--------------|-------------------------|-----------------------------|
| CONSTRUCTION     | \$ 18,046,258.00        | \$ 18,003,439.44        | \$ -         | \$ -         | \$ 18,003,439.44        | \$ 42,818.56                |
| DESIGN           | \$ 4,373,053.00         | \$ 4,373,051.20         | \$ -         | \$ -         | \$ 4,373,051.20         | \$ 1.80                     |
| EQUIPMENT        | \$ 809,346.00           | \$ 123,345.44           | \$ -         | \$ -         | \$ 123,345.44           | \$ 686,000.56               |
| <b>TOTAL</b>     | <b>\$ 23,228,657.00</b> | <b>\$ 22,499,836.08</b> | <b>\$ -</b>  | <b>\$ -</b>  | <b>\$ 22,499,836.08</b> | <b>\$ 728,820.92</b>        |

*Project financials are displayed as Project-to-Date numbers.*

FY 2022 CAPITAL IMPROVEMENT PROGRAM

*Facility Projects*

PROJECT GROUP: Juvenile Detention Facility

PROJECT NAME: Juvenile Detention Facility

PROJECT NUMBER: F103JUVD

MAJOR PROJECT: N/A

START DATE: 2004

PROJECT STATUS: Active

FUNDING SOURCE: 2003 BOND ELECTION



**PROJECT DESCRIPTION**

Expansion of the Juvenile Detention Facility to add 48 additional beds. Facility is currently at capacity.

**OPERATIONAL IMPACT**

| FUND | CURRENT<br>FY 2022 | PROJECTED IMPACT |         |         |         |        | TOTAL |
|------|--------------------|------------------|---------|---------|---------|--------|-------|
|      |                    | FY 2023          | FY 2024 | FY 2025 | FY 2026 | FUTURE |       |
| N/A  | \$ -               | \$ -             | \$ -    | \$ -    | \$ -    | \$ -   | \$ -  |

IMPACT NOTES: No additional expansion is planned at this time.

# FY 2022 CAPITAL IMPROVEMENT PROGRAM

## Facility Projects

**PROJECT GROUP:** Juvenile Detention Facility

**PROJECT NAME:** Juvenile Detention Facility

**PROJECT NUMBER:** F103JUVD

**MAJOR PROJECT:** N/A

**START DATE:** 2004

**PROJECT STATUS:** Active

**FUNDING SOURCE:** 2003 BOND ELECTION



### FINANCIALS

| EXPENDITURE TYPE | BUDGET                 | ACTUALS                | ENCUMBRANCES | REQUISITIONS | TOTAL EXPENDITURES     | FY 2022 AVAILABLE BUDGET |
|------------------|------------------------|------------------------|--------------|--------------|------------------------|--------------------------|
| CONSTRUCTION     | \$ 4,377,250.00        | \$ 4,324,347.53        | \$ -         | \$ -         | \$ 4,324,347.53        | \$ 52,902.47             |
| DESIGN           | \$ 303,886.00          | \$ 303,885.80          | \$ -         | \$ -         | \$ 303,885.80          | \$ 0.20                  |
| EQUIPMENT        | \$ 15,914.00           | \$ 15,913.42           | \$ -         | \$ -         | \$ 15,913.42           | \$ 0.58                  |
| PERSONNEL        | \$ 26,749.00           | \$ 26,748.77           | \$ -         | \$ -         | \$ 26,748.77           | \$ 0.23                  |
| TRAINING         | \$ 49.00               | \$ 48.95               | \$ -         | \$ -         | \$ 48.95               | \$ 0.05                  |
| <b>TOTAL</b>     | <b>\$ 4,723,848.00</b> | <b>\$ 4,670,944.47</b> | <b>\$ -</b>  | <b>\$ -</b>  | <b>\$ 4,670,944.47</b> | <b>\$ 52,903.53</b>      |

*Project financials are displayed as Project-to-Date numbers.*

# FY 2022 CAPITAL IMPROVEMENT PROGRAM

## Facility Projects

PROJECT GROUP: Juvenile Detention Facility  
 PROJECT NAME: Add Lockers & Renovate Breakroom  
 PROJECT NUMBER: FI0703JUVD  
 MAJOR PROJECT: N/A  
 START DATE: 2022  
 PROJECT STATUS: Active  
 FUNDING SOURCE: 2007 BOND ELECTION



### PROJECT DESCRIPTION

Add 20 Lockers and Renovate the Breakroom in the Juvenile Detention Center.

### OPERATIONAL IMPACT

| FUND | CURRENT<br>FY 2022 | PROJECTED IMPACT |         |         |         |        | TOTAL |
|------|--------------------|------------------|---------|---------|---------|--------|-------|
|      |                    | FY 2023          | FY 2024 | FY 2025 | FY 2026 | FUTURE |       |
| N/A  | \$ -               | \$ -             | \$ -    | \$ -    | \$ -    | \$ -   | \$ -  |

IMPACT NOTES: No operational impact is expected.

### FINANCIALS

| EXPENDITURE TYPE | BUDGET      | ACTUALS | ENCUMBRANCES | REQUISITIONS | TOTAL<br>EXPENDITURES | FY 2022<br>AVAILABLE BUDGET |
|------------------|-------------|---------|--------------|--------------|-----------------------|-----------------------------|
| CONSTRUCTION     | \$ 2,099.00 | \$ -    | \$ -         | \$ -         | \$ -                  | \$ 2,099.00                 |
| TOTAL            | \$ 2,099.00 | \$ -    | \$ -         | \$ -         | \$ -                  | \$ 2,099.00                 |

*Project financials are displayed as Project-to-Date numbers.*

FY 2022 CAPITAL IMPROVEMENT PROGRAM

*Open Space Projects*

| PROJECT                  |                                                                    | BUDGET                 | EXPENDITURES         | AVAILABLE              |
|--------------------------|--------------------------------------------------------------------|------------------------|----------------------|------------------------|
| <b>Open Space Grants</b> |                                                                    |                        |                      |                        |
| OI0718PG18               | City of McKinney - Wilson Creek Greens Trail Project               | \$ 282,263.00          | \$ -                 | \$ 282,263.00          |
| OI07OS                   | 2007 Open Space Grant Fnd                                          | \$ 620,435.00          | \$ -                 | \$ 620,435.00          |
| OI07PG93                 | PL-Cttnwd Crk Trl Ext                                              | \$ 395,000.00          | \$ 395,000.00        | \$ -                   |
| OI07PG100                | Myers Park Roof Replacements                                       | \$ 21,770.00           | \$ 11,770.00         | \$ 10,000.00           |
| OI07PG101                | Trinity Trail Preservation Assoc                                   | \$ 7,500.00            | \$ -                 | \$ 7,500.00            |
| OI07PG103                | City of Allen - Eugene McDermott                                   | \$ 140,365.00          | \$ -                 | \$ 140,365.00          |
| OI07PG105                | Plano - Preston Ridge Trail Connect                                | \$ 200,000.00          | \$ -                 | \$ 200,000.00          |
| OI07PG106                | MP Show Barn Failure                                               | \$ 50,000.00           | \$ 7,601.50          | \$ 42,398.50           |
| OI07PG107                | MP Stall Barn Foundation Failure                                   | \$ 50,000.00           | \$ 7,601.50          | \$ 42,398.50           |
| OI07PG108                | MP Confinement Building Restoration                                | \$ 25,000.00           | \$ -                 | \$ 25,000.00           |
| OI07PG109                | Myers Park Granary Restoration                                     | \$ 25,000.00           | \$ -                 | \$ 25,000.00           |
| OI18PG04                 | Town of Prosper - Whitley Place                                    | \$ 90,000.00           | \$ 82,036.09         | \$ 7,963.91            |
| OI18PG09                 | Allen - Stephen G Terrell ComM Park                                | \$ 379,200.00          | \$ -                 | \$ 379,200.00          |
| OI18PG11                 | Frisco - Parvin Branch Trail Connect                               | \$ 100,000.00          | \$ -                 | \$ 100,000.00          |
| OI18PG12                 | City of Allen-Bethany Lakes Loop Trail                             | \$ 134,176.00          | \$ -                 | \$ 134,176.00          |
| OI18PG13                 | Town of Fairview - State Highway 5 to Stoddard Rd Trail Connection | \$ 44,915.00           | \$ -                 | \$ 44,915.00           |
| OI18PG14                 | City of Frisco - Independence Hike & Bike Trail                    | \$ 211,920.00          | \$ -                 | \$ 211,920.00          |
| OI18PG15                 | City of Josephine - Josephine City Park Cap imp Project Splash Pad | \$ 45,464.00           | \$ -                 | \$ 45,464.00           |
| OI18PG16                 | City of Lavon - Bear Creek Trail Creek Crossing Connector          | \$ 233,250.00          | \$ -                 | \$ 233,250.00          |
| OI18PG17                 | City of Lowry Crossing - Lowry Crossing City Park                  | \$ 412,067.00          | \$ -                 | \$ 412,067.00          |
| OI18PG18                 | City of McKinney - Wilson Creek Greens Trail Project               | \$ 113,737.00          | \$ -                 | \$ 113,737.00          |
| OI18PG19                 | City of Melissa - Brookside Sub-Surface Crossing at SH 121         | \$ 146,666.00          | \$ -                 | \$ 146,666.00          |
| OI18PG20                 | Town of New Hope - Pat Fowler Town Park Project                    | \$ 43,846.00           | \$ -                 | \$ 43,846.00           |
| OI18PG21                 | City of Princeton - Princeton Crossroads Park Phase                | \$ 354,362.00          | \$ -                 | \$ 354,362.00          |
| OI18PG22                 | Town of Prosper - Pecan Grove Park Trail Project                   | \$ 200,550.00          | \$ -                 | \$ 200,550.00          |
| OI18PG23                 | City of Sachse - J.K. Sachse Park Phase 1                          | \$ 161,294.00          | \$ -                 | \$ 161,294.00          |
|                          |                                                                    | <b>\$ 4,488,780.00</b> | <b>\$ 504,009.09</b> | <b>\$ 3,984,770.91</b> |

FY 2022 CAPITAL IMPROVEMENT PROGRAM

*Open Space Projects*

| PROJECT                          |                           | BUDGET                  | EXPENDITURES            | AVAILABLE              |
|----------------------------------|---------------------------|-------------------------|-------------------------|------------------------|
| <b>Outdoor Camp</b>              |                           |                         |                         |                        |
| OI01OC                           | OUTDOOR CAMP              | \$ 26,970,915.00        | \$ 26,495,186.14        | \$ 475,728.86          |
| OI01OCA                          | AdvCmp - Upgrd WasteWtrPl | \$ 382,039.00           | \$ 381,486.58           | \$ 552.42              |
|                                  |                           | <b>\$ 27,352,954.00</b> | <b>\$ 26,876,672.72</b> | <b>\$ 476,281.28</b>   |
| <b>TOTAL OPEN SPACE PROJECTS</b> |                           | <b>\$ 31,841,734.00</b> | <b>\$ 27,380,681.81</b> | <b>\$ 4,461,052.19</b> |

FY 2022 CAPITAL IMPROVEMENT PROGRAM

*Open Space Projects*

PROJECT GROUP: Open Space Grants

PROJECT NAME: City of McKinney - Wilson Creek  
Greens Trail Project

PROJECT NUMBER: OI0718PG18

MAJOR PROJECT: 18PG18

START DATE: 2021

PROJECT STATUS: Active

FUNDING SOURCE: 2007 BOND ELECTION



**PROJECT DESCRIPTION**

Trail, trailhead, overlook, pedestrian bridge, signage, irrigation and landscaping.

**OPERATIONAL IMPACT**

| FUND | CURRENT<br>FY 2022 | PROJECTED IMPACT |         |         |         |        | TOTAL |
|------|--------------------|------------------|---------|---------|---------|--------|-------|
|      |                    | FY 2023          | FY 2024 | FY 2025 | FY 2026 | FUTURE |       |
| NA   | \$ -               | \$ -             | \$ -    | \$ -    | \$ -    | \$ -   | \$ -  |

IMPACT NOTES: All future maintenance is the responsibility of the City. No future cost impact to the County.

**FINANCIALS**

| EXPENDITURE TYPE | BUDGET               | ACTUALS     | ENCUMBRANCES | REQUISITIONS | TOTAL<br>EXPENDITURES | FY 2022<br>AVAILABLE BUDGET |
|------------------|----------------------|-------------|--------------|--------------|-----------------------|-----------------------------|
| CONSTRUCTION     | \$ 282,263.00        | \$ -        | \$ -         | \$ -         | \$ -                  | \$ 282,263.00               |
| <b>TOTAL</b>     | <b>\$ 282,263.00</b> | <b>\$ -</b> | <b>\$ -</b>  | <b>\$ -</b>  | <b>\$ -</b>           | <b>\$ 282,263.00</b>        |

*Project financials are displayed as Project-to-Date numbers.*

FY 2022 CAPITAL IMPROVEMENT PROGRAM

*Open Space Projects*

PROJECT GROUP: Open Space Grants

PROJECT NAME: 2007 Open Space Grant Fnd


PROJECT NUMBER: OI070S

MAJOR PROJECT: N/A

START DATE: 2009

PROJECT STATUS: Active

FUNDING SOURCE: 2007 BOND ELECTION



**PROJECT DESCRIPTION**

2007 Open Space Grant Funds.

**OPERATIONAL IMPACT**

| FUND | CURRENT<br>FY 2022 | PROJECTED IMPACT |         |         |         |        | TOTAL |
|------|--------------------|------------------|---------|---------|---------|--------|-------|
|      |                    | FY 2023          | FY 2024 | FY 2025 | FY 2026 | FUTURE |       |
| N/A  | \$ -               | \$ -             | \$ -    | \$ -    | \$ -    | \$ -   | \$ -  |

IMPACT NOTES: Open Space Grant Funding. To be allocated on an annual basis based on applications received.

**FINANCIALS**

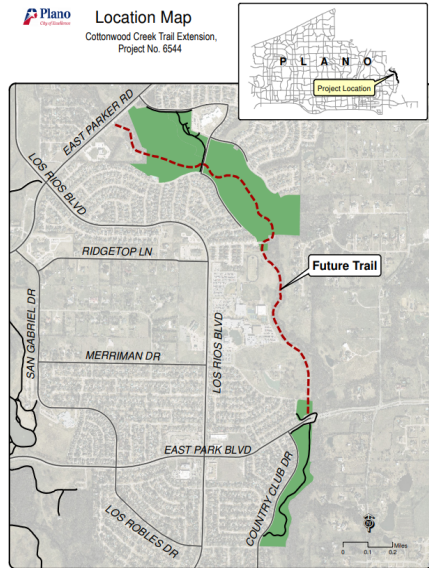
| EXPENDITURE TYPE | BUDGET               | ACTUALS     | ENCUMBRANCES | REQUISITIONS | TOTAL<br>EXPENDITURES | FY 2022<br>AVAILABLE BUDGET |
|------------------|----------------------|-------------|--------------|--------------|-----------------------|-----------------------------|
| CONSTRUCTION     | \$ 620,435.00        | \$ -        | \$ -         | \$ -         | \$ -                  | \$ 620,435.00               |
| <b>TOTAL</b>     | <b>\$ 620,435.00</b> | <b>\$ -</b> | <b>\$ -</b>  | <b>\$ -</b>  | <b>\$ -</b>           | <b>\$ 620,435.00</b>        |

*Project financials are displayed as Project-to-Date numbers.*

# FY 2022 CAPITAL IMPROVEMENT PROGRAM

## Open Space Projects

PROJECT GROUP: Open Space Grants  
 PROJECT NAME: PL-Cttnwd Crk Trl Ext  
 PROJECT NUMBER: OI07PG93  
 MAJOR PROJECT: N/A  
 START DATE: 2017  
 PROJECT STATUS: Active  
 FUNDING SOURCE: 2007 BOND ELECTION



### PROJECT DESCRIPTION

12' wide concrete connecting two existing sections of Cottonwood Creek Trail.

### OPERATIONAL IMPACT

| FUND | CURRENT<br>FY 2022 | PROJECTED IMPACT |         |         |         |        | TOTAL |
|------|--------------------|------------------|---------|---------|---------|--------|-------|
|      |                    | FY 2023          | FY 2024 | FY 2025 | FY 2026 | FUTURE |       |
| N/A  | \$ -               | \$ -             | \$ -    | \$ -    | \$ -    | \$ -   | \$ -  |

IMPACT NOTES: All future maintenance is the responsibility of the City. No future cost impact to the County.

### FINANCIALS

| EXPENDITURE TYPE | BUDGET               | ACTUALS              | ENCUMBRANCES        | REQUISITIONS | TOTAL EXPENDITURES   | FY 2022 AVAILABLE BUDGET |
|------------------|----------------------|----------------------|---------------------|--------------|----------------------|--------------------------|
| CONSTRUCTION     | \$ 395,000.00        | \$ 332,060.01        | \$ 62,939.99        | \$ -         | \$ 395,000.00        | \$ -                     |
| <b>TOTAL</b>     | <b>\$ 395,000.00</b> | <b>\$ 332,060.01</b> | <b>\$ 62,939.99</b> | <b>\$ -</b>  | <b>\$ 395,000.00</b> | <b>\$ -</b>              |

*Project financials are displayed as Project-to-Date numbers.*

# FY 2022 CAPITAL IMPROVEMENT PROGRAM

## Open Space Projects

PROJECT GROUP: Open Space Grants

PROJECT NAME: Myers Park Roof Replacements

PROJECT NUMBER: OI07PG100

MAJOR PROJECT: N/A

START DATE: 2019

PROJECT STATUS: Active

FUNDING SOURCE: 2007 BOND ELECTION



### PROJECT DESCRIPTION

Replacement of roofs at Myers Park

### OPERATIONAL IMPACT

| FUND | CURRENT<br>FY 2022 | PROJECTED IMPACT |         |         |         |        | TOTAL |
|------|--------------------|------------------|---------|---------|---------|--------|-------|
|      |                    | FY 2023          | FY 2024 | FY 2025 | FY 2026 | FUTURE |       |
| N/A  | \$ -               | \$ -             | \$ -    | \$ -    | \$ -    | \$ -   | \$ -  |

IMPACT NOTES: Maintenance is already budgeted and no impact to operations is expected.

### FINANCIALS

| EXPENDITURE TYPE | BUDGET              | ACTUALS             | ENCUMBRANCES | REQUISITIONS | TOTAL<br>EXPENDITURES | FY 2022<br>AVAILABLE BUDGET |
|------------------|---------------------|---------------------|--------------|--------------|-----------------------|-----------------------------|
| CONSTRUCTION     | \$ 21,770.00        | \$ 11,770.00        | \$ -         | \$ -         | \$ 11,770.00          | \$ 10,000.00                |
| <b>TOTAL</b>     | <b>\$ 21,770.00</b> | <b>\$ 11,770.00</b> | <b>\$ -</b>  | <b>\$ -</b>  | <b>\$ 11,770.00</b>   | <b>\$ 10,000.00</b>         |

*Project financials are displayed as Project-to-Date numbers.*

# FY 2022 CAPITAL IMPROVEMENT PROGRAM

*Open Space Projects*

PROJECT GROUP: Open Space Grants

PROJECT NAME: Trinity Trail Preservation Assoc

PROJECT NUMBER: OI07PG101

MAJOR PROJECT: N/A

START DATE: 2019

PROJECT STATUS: Active

FUNDING SOURCE: 2007 BOND ELECTION



## PROJECT DESCRIPTION

Trinity Trail Reroute Phase #1. Reroute trail to avoid high water and encroaching development and update trail signage.

## OPERATIONAL IMPACT

| FUND | CURRENT<br>FY 2022 | PROJECTED IMPACT |         |         |         |        | TOTAL |
|------|--------------------|------------------|---------|---------|---------|--------|-------|
|      |                    | FY 2023          | FY 2024 | FY 2025 | FY 2026 | FUTURE |       |
| N/A  | \$ -               | \$ -             | \$ -    | \$ -    | \$ -    | \$ -   | \$ -  |

IMPACT NOTES: All future maintenance is the responsibility of the City. No future cost impact to the County.

## FINANCIALS

| EXPENDITURE TYPE | BUDGET             | ACTUALS     | ENCUMBRANCES | REQUISITIONS | TOTAL<br>EXPENDITURES | FY 2022<br>AVAILABLE BUDGET |
|------------------|--------------------|-------------|--------------|--------------|-----------------------|-----------------------------|
| CONSTRUCTION     | \$ 7,500.00        | \$ -        | \$ -         | \$ -         | \$ -                  | \$ 7,500.00                 |
| <b>TOTAL</b>     | <b>\$ 7,500.00</b> | <b>\$ -</b> | <b>\$ -</b>  | <b>\$ -</b>  | <b>\$ -</b>           | <b>\$ 7,500.00</b>          |

*Project financials are displayed as Project-to-Date numbers.*

# FY 2022 CAPITAL IMPROVEMENT PROGRAM

## Open Space Projects

PROJECT GROUP: Open Space Grants

PROJECT NAME: City of Allen - Eugene McDermot

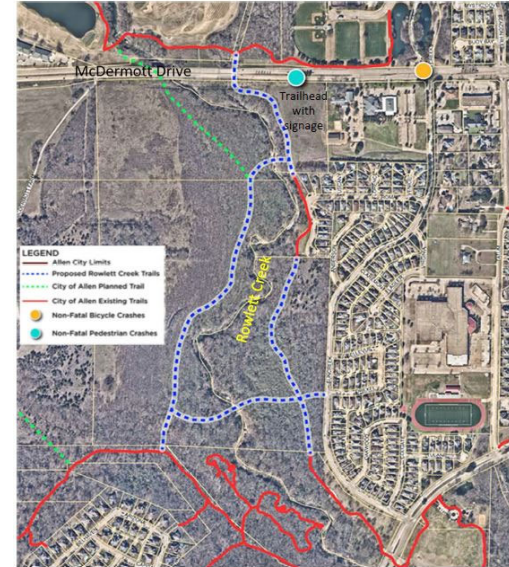
PROJECT NUMBER: OI07PG103

MAJOR PROJECT: N/A

START DATE: 2019

PROJECT STATUS: Active

FUNDING SOURCE: 2007 BOND ELECTION



### PROJECT DESCRIPTION

Design Rowlett Creek trail segments within Eugene McDermott Park

### OPERATIONAL IMPACT

| FUND | CURRENT<br>FY 2022 | PROJECTED IMPACT |         |         |         |        | TOTAL |
|------|--------------------|------------------|---------|---------|---------|--------|-------|
|      |                    | FY 2023          | FY 2024 | FY 2025 | FY 2026 | FUTURE |       |
| N/A  | \$ -               | \$ -             | \$ -    | \$ -    | \$ -    | \$ -   | \$ -  |

IMPACT NOTES: All future maintenance is the responsibility of the City. No future cost impact to the County.

### FINANCIALS

| EXPENDITURE TYPE | BUDGET               | ACTUALS     | ENCUMBRANCES | REQUISITIONS | TOTAL<br>EXPENDITURES | FY 2022<br>AVAILABLE BUDGET |
|------------------|----------------------|-------------|--------------|--------------|-----------------------|-----------------------------|
| CONSTRUCTION     | \$ 140,365.00        | \$ -        | \$ -         | \$ -         | \$ -                  | \$ 140,365.00               |
| <b>TOTAL</b>     | <b>\$ 140,365.00</b> | <b>\$ -</b> | <b>\$ -</b>  | <b>\$ -</b>  | <b>\$ -</b>           | <b>\$ 140,365.00</b>        |

*Project financials are displayed as Project-to-Date numbers.*

FY 2022 CAPITAL IMPROVEMENT PROGRAM

*Open Space Projects*

PROJECT GROUP: Open Space Grants

PROJECT NAME: Plano - Preston Ridge Trail Connect

PROJECT NUMBER: OI07PG105

MAJOR PROJECT: N/A

START DATE: 2020

PROJECT STATUS: Active

FUNDING SOURCE: 2007 BOND ELECTION



**PROJECT DESCRIPTION**

Recreational trail connector from Preston Ridge Trail to Tradition Trail

**OPERATIONAL IMPACT**

| FUND | CURRENT<br>FY 2022 | PROJECTED IMPACT |         |         |         |        | TOTAL |
|------|--------------------|------------------|---------|---------|---------|--------|-------|
|      |                    | FY 2023          | FY 2024 | FY 2025 | FY 2026 | FUTURE |       |
| N/A  | \$ -               | \$ -             | \$ -    | \$ -    | \$ -    | \$ -   | \$ -  |

IMPACT NOTES: All future maintenance is the responsibility of the City. No future cost impact to the County.

**FINANCIALS**

| EXPENDITURE TYPE | BUDGET               | ACTUALS     | ENCUMBRANCES | REQUISITIONS | TOTAL<br>EXPENDITURES | FY 2022<br>AVAILABLE BUDGET |
|------------------|----------------------|-------------|--------------|--------------|-----------------------|-----------------------------|
| CONSTRUCTION     | \$ 200,000.00        | \$ -        | \$ -         | \$ -         | \$ -                  | \$ 200,000.00               |
| <b>TOTAL</b>     | <b>\$ 200,000.00</b> | <b>\$ -</b> | <b>\$ -</b>  | <b>\$ -</b>  | <b>\$ -</b>           | <b>\$ 200,000.00</b>        |

*Project financials are displayed as Project-to-Date numbers.*

# FY 2022 CAPITAL IMPROVEMENT PROGRAM

## Open Space Projects

PROJECT GROUP: Open Space Grants  
 PROJECT NAME: MP Show Barn Failure  
 PROJECT NUMBER: OI07PG106  
 MAJOR PROJECT: N/A  
 START DATE: 2021  
 PROJECT STATUS: Active  
 FUNDING SOURCE: 2007 BOND ELECTION



### PROJECT DESCRIPTION

Investigation of the foundation in the Show Barn.

### OPERATIONAL IMPACT

| FUND | CURRENT<br>FY 2022 | PROJECTED IMPACT |         |         |         |        | TOTAL |
|------|--------------------|------------------|---------|---------|---------|--------|-------|
|      |                    | FY 2023          | FY 2024 | FY 2025 | FY 2026 | FUTURE |       |
| N/A  | \$ -               | \$ -             | \$ -    | \$ -    | \$ -    | \$ -   | \$ -  |

IMPACT NOTES: Investigation Only. Future funding will be needed to repair any issues.

### FINANCIALS

| EXPENDITURE TYPE | BUDGET              | ACTUALS     | ENCUMBRANCES       | REQUISITIONS | TOTAL<br>EXPENDITURES | FY 2022<br>AVAILABLE BUDGET |
|------------------|---------------------|-------------|--------------------|--------------|-----------------------|-----------------------------|
| DESIGN           | \$ 50,000.00        | \$ -        | \$ 7,601.50        | \$ -         | \$ 7,601.50           | \$ 42,398.50                |
| <b>TOTAL</b>     | <b>\$ 50,000.00</b> | <b>\$ -</b> | <b>\$ 7,601.50</b> | <b>\$ -</b>  | <b>\$ 7,601.50</b>    | <b>\$ 42,398.50</b>         |

*Project financials are displayed as Project-to-Date numbers.*

# FY 2022 CAPITAL IMPROVEMENT PROGRAM

## Open Space Projects

PROJECT GROUP: Open Space Grants

PROJECT NAME: MP Stall Barn Foundation Failure


PROJECT NUMBER: OI07PG107

MAJOR PROJECT: N/A

START DATE: 2021

PROJECT STATUS: Active

FUNDING SOURCE: 2007 BOND ELECTION



### PROJECT DESCRIPTION

Investigation of the foundation in the Stall Barn.

### OPERATIONAL IMPACT

| FUND | CURRENT<br>FY 2022 | PROJECTED IMPACT |         |         |         |        | TOTAL |
|------|--------------------|------------------|---------|---------|---------|--------|-------|
|      |                    | FY 2023          | FY 2024 | FY 2025 | FY 2026 | FUTURE |       |
| N/A  | \$ -               | \$ -             | \$ -    | \$ -    | \$ -    | \$ -   | \$ -  |

IMPACT NOTES: Investigation Only. Future funding will be needed to repair any issues.

### FINANCIALS

| EXPENDITURE TYPE | BUDGET              | ACTUALS     | ENCUMBRANCES       | REQUISITIONS | TOTAL<br>EXPENDITURES | FY 2022<br>AVAILABLE BUDGET |
|------------------|---------------------|-------------|--------------------|--------------|-----------------------|-----------------------------|
| DESIGN           | \$ 50,000.00        | \$ -        | \$ 7,601.50        | \$ -         | \$ 7,601.50           | \$ 42,398.50                |
| <b>TOTAL</b>     | <b>\$ 50,000.00</b> | <b>\$ -</b> | <b>\$ 7,601.50</b> | <b>\$ -</b>  | <b>\$ 7,601.50</b>    | <b>\$ 42,398.50</b>         |

*Project financials are displayed as Project-to-Date numbers.*

# FY 2022 CAPITAL IMPROVEMENT PROGRAM

## Open Space Projects

PROJECT GROUP: Open Space Grants

PROJECT NAME: MP Confinement Building Restoration

PROJECT NUMBER: OI07PG108

MAJOR PROJECT: N/A

START DATE: 2021

PROJECT STATUS: Active

FUNDING SOURCE: 2007 BOND ELECTION



### PROJECT DESCRIPTION

Restoration of the Confinement Building.

### OPERATIONAL IMPACT

| FUND | CURRENT<br>FY 2022 | PROJECTED IMPACT |         |         |         |        | TOTAL |
|------|--------------------|------------------|---------|---------|---------|--------|-------|
|      |                    | FY 2023          | FY 2024 | FY 2025 | FY 2026 | FUTURE |       |
| N/A  | \$ -               | \$ -             | \$ -    | \$ -    | \$ -    | \$ -   | \$ -  |

IMPACT NOTES: No operational impact anticipated.

### FINANCIALS

| EXPENDITURE TYPE | BUDGET              | ACTUALS     | ENCUMBRANCES | REQUISITIONS | TOTAL<br>EXPENDITURES | FY 2022<br>AVAILABLE BUDGET |
|------------------|---------------------|-------------|--------------|--------------|-----------------------|-----------------------------|
| DESIGN           | \$ 25,000.00        | \$ -        | \$ -         | \$ -         | \$ -                  | \$ 25,000.00                |
| <b>TOTAL</b>     | <b>\$ 25,000.00</b> | <b>\$ -</b> | <b>\$ -</b>  | <b>\$ -</b>  | <b>\$ -</b>           | <b>\$ 25,000.00</b>         |

*Project financials are displayed as Project-to-Date numbers.*

# FY 2022 CAPITAL IMPROVEMENT PROGRAM

*Open Space Projects*

PROJECT GROUP: Open Space Grants

PROJECT NAME: Myers Park Granary Restoration

PROJECT NUMBER: OI07PG109

MAJOR PROJECT: N/A

START DATE: 2021

PROJECT STATUS: Active

FUNDING SOURCE: 2007 BOND ELECTION



## PROJECT DESCRIPTION

Restoration of the Granary Building.

## OPERATIONAL IMPACT

| FUND | CURRENT<br>FY 2022 | PROJECTED IMPACT |         |         |         |        | TOTAL |
|------|--------------------|------------------|---------|---------|---------|--------|-------|
|      |                    | FY 2023          | FY 2024 | FY 2025 | FY 2026 | FUTURE |       |
| N/A  | \$ -               | \$ -             | \$ -    | \$ -    | \$ -    | \$ -   | \$ -  |

IMPACT NOTES: No operational impact anticipated.

## FINANCIALS

| EXPENDITURE TYPE | BUDGET              | ACTUALS     | ENCUMBRANCES | REQUISITIONS | TOTAL<br>EXPENDITURES | FY 2022<br>AVAILABLE BUDGET |
|------------------|---------------------|-------------|--------------|--------------|-----------------------|-----------------------------|
| DESIGN           | \$ 25,000.00        | \$ -        | \$ -         | \$ -         | \$ -                  | \$ 25,000.00                |
| <b>TOTAL</b>     | <b>\$ 25,000.00</b> | <b>\$ -</b> | <b>\$ -</b>  | <b>\$ -</b>  | <b>\$ -</b>           | <b>\$ 25,000.00</b>         |

*Project financials are displayed as Project-to-Date numbers.*

# FY 2022 CAPITAL IMPROVEMENT PROGRAM

## Open Space Projects

PROJECT GROUP: Open Space Grants

PROJECT NAME: Town of Prosper - Whitley Place

PROJECT NUMBER: OI18PG04

MAJOR PROJECT: N/A

START DATE: 2019

PROJECT STATUS: Active

FUNDING SOURCE: 2018 BOND ELECTION



### PROJECT DESCRIPTION

Construction of Whitley Place Power line Easement Hike and Bike Trail. Concrete Trail and Retaining Wall.

### OPERATIONAL IMPACT

| FUND | CURRENT<br>FY 2022 | PROJECTED IMPACT |         |         |         |        | TOTAL |
|------|--------------------|------------------|---------|---------|---------|--------|-------|
|      |                    | FY 2023          | FY 2024 | FY 2025 | FY 2026 | FUTURE |       |
| N/A  | \$ -               | \$ -             | \$ -    | \$ -    | \$ -    | \$ -   | \$ -  |

IMPACT NOTES: All future maintenance is the responsibility of the City. No future cost impact to the County.

### FINANCIALS

| EXPENDITURE TYPE | BUDGET              | ACTUALS             | ENCUMBRANCES | REQUISITIONS | TOTAL<br>EXPENDITURES | FY 2022<br>AVAILABLE BUDGET |
|------------------|---------------------|---------------------|--------------|--------------|-----------------------|-----------------------------|
| CONSTRUCTION     | \$ 90,000.00        | \$ 82,036.09        | \$ -         | \$ -         | \$ 82,036.09          | \$ 7,963.91                 |
| <b>TOTAL</b>     | <b>\$ 90,000.00</b> | <b>\$ 82,036.09</b> | <b>\$ -</b>  | <b>\$ -</b>  | <b>\$ 82,036.09</b>   | <b>\$ 7,963.91</b>          |

*Project financials are displayed as Project-to-Date numbers.*

# FY 2022 CAPITAL IMPROVEMENT PROGRAM

## Open Space Projects

PROJECT GROUP: Open Space Grants

PROJECT NAME: Allen - Stephen G Terrell ComM Park

PROJECT NUMBER: OI18PG09

MAJOR PROJECT: 18PG09

START DATE: 2020

PROJECT STATUS: Active

FUNDING SOURCE: 2018 BOND ELECTION

### SITE PLAN

- PHASE I
- 1 RECREATION CENTER
  - 2 ARRIVAL PLAZA
  - 3 EVENT LAWN
  - 4 PARADISE PROMENADE
  - 5 ROWLETT CREEK TRAIL 0.0 MILES
  - 6 PARK TRAILS
  - 7 NATED FILTRATION SWALES
  - 8 NEIGHBORHOOD CONNECTIONS
  - 9 PARKING AREA COUNT: 500
  - 10 FUTURE BUILDING EXPANSION



### PROJECT DESCRIPTION

Construct the Rowlett Creek trail segments with the Stephen G Terrell Community Park

### OPERATIONAL IMPACT

| FUND | CURRENT<br>FY 2022 | PROJECTED IMPACT |         |         |         |        | TOTAL |
|------|--------------------|------------------|---------|---------|---------|--------|-------|
|      |                    | FY 2023          | FY 2024 | FY 2025 | FY 2026 | FUTURE |       |
| N/A  | \$ -               | \$ -             | \$ -    | \$ -    | \$ -    | \$ -   | \$ -  |

IMPACT NOTES: All future maintenance is the responsibility of the City. No future cost impact to the County.

### FINANCIALS

| EXPENDITURE TYPE | BUDGET               | ACTUALS     | ENCUMBRANCES | REQUISITIONS | TOTAL<br>EXPENDITURES | FY 2022<br>AVAILABLE BUDGET |
|------------------|----------------------|-------------|--------------|--------------|-----------------------|-----------------------------|
| CONSTRUCTION     | \$ 379,200.00        | \$ -        | \$ -         | \$ -         | \$ -                  | \$ 379,200.00               |
| <b>TOTAL</b>     | <b>\$ 379,200.00</b> | <b>\$ -</b> | <b>\$ -</b>  | <b>\$ -</b>  | <b>\$ -</b>           | <b>\$ 379,200.00</b>        |

Project financials are displayed as Project-to-Date numbers.

FY 2022 CAPITAL IMPROVEMENT PROGRAM

*Open Space Projects*

PROJECT GROUP: Open Space Grants

PROJECT NAME: Frisco - Parvin Branch Trail Connect

PROJECT NUMBER: OI18PG11

MAJOR PROJECT: 18PG11

START DATE: 2020

PROJECT STATUS: Active

FUNDING SOURCE: 2018 BOND ELECTION



**PROJECT DESCRIPTION**

Hike/Bike trail underneath Preston Rd/SH289

**OPERATIONAL IMPACT**

| FUND | CURRENT<br>FY 2022 | PROJECTED IMPACT |         |         |         |        | TOTAL |
|------|--------------------|------------------|---------|---------|---------|--------|-------|
|      |                    | FY 2023          | FY 2024 | FY 2025 | FY 2026 | FUTURE |       |
| N/A  | \$ -               | \$ -             | \$ -    | \$ -    | \$ -    | \$ -   | \$ -  |

IMPACT NOTES: All future maintenance is the responsibility of the City. No future cost impact to the County.

**FINANCIALS**

| EXPENDITURE TYPE | BUDGET               | ACTUALS     | ENCUMBRANCES | REQUISITIONS | TOTAL<br>EXPENDITURES | FY 2022<br>AVAILABLE BUDGET |
|------------------|----------------------|-------------|--------------|--------------|-----------------------|-----------------------------|
| CONSTRUCTION     | \$ 100,000.00        | \$ -        | \$ -         | \$ -         | \$ -                  | \$ 100,000.00               |
| <b>TOTAL</b>     | <b>\$ 100,000.00</b> | <b>\$ -</b> | <b>\$ -</b>  | <b>\$ -</b>  | <b>\$ -</b>           | <b>\$ 100,000.00</b>        |

*Project financials are displayed as Project-to-Date numbers.*

FY 2022 CAPITAL IMPROVEMENT PROGRAM

*Open Space Projects*

PROJECT GROUP: Open Space Grants

PROJECT NAME: City of Allen-Bethany Lakes  
Loop Trail

PROJECT NUMBER: OI18PG12

MAJOR PROJECT: 18PG12

START DATE: 2021

PROJECT STATUS: Active

FUNDING SOURCE: 2018 BOND ELECTION



**PROJECT DESCRIPTION**

Construction of Trail.

**OPERATIONAL IMPACT**

| FUND | CURRENT<br>FY 2022 | PROJECTED IMPACT |         |         |         |        | TOTAL |
|------|--------------------|------------------|---------|---------|---------|--------|-------|
|      |                    | FY 2023          | FY 2024 | FY 2025 | FY 2026 | FUTURE |       |
| NA   | \$ -               | \$ -             | \$ -    | \$ -    | \$ -    | \$ -   | \$ -  |

IMPACT NOTES: All future maintenance is the responsibility of the City. No future cost impact to the County.

**FINANCIALS**

| EXPENDITURE TYPE | BUDGET               | ACTUALS     | ENCUMBRANCES | REQUISITIONS | TOTAL<br>EXPENDITURES | FY 2022<br>AVAILABLE BUDGET |
|------------------|----------------------|-------------|--------------|--------------|-----------------------|-----------------------------|
| CONSTRUCTION     | \$ 134,176.00        | \$ -        | \$ -         | \$ -         | \$ -                  | \$ 134,176.00               |
| <b>TOTAL</b>     | <b>\$ 134,176.00</b> | <b>\$ -</b> | <b>\$ -</b>  | <b>\$ -</b>  | <b>\$ -</b>           | <b>\$ 134,176.00</b>        |

*Project financials are displayed as Project-to-Date numbers.*

FY 2022 CAPITAL IMPROVEMENT PROGRAM

*Open Space Projects*

PROJECT GROUP: Open Space Grants

PROJECT NAME: Town of Fairview - State Highway 5 to Stoddard Rd Trail

PROJECT NUMBER: OI18PG13

MAJOR PROJECT: 18PG13

START DATE: 2021

PROJECT STATUS: Active

FUNDING SOURCE: 2018 BOND ELECTION



**PROJECT DESCRIPTION**

Construction of hike and bike trail.

**OPERATIONAL IMPACT**

| FUND | CURRENT<br>FY 2022 | PROJECTED IMPACT |         |         |         |        | TOTAL |
|------|--------------------|------------------|---------|---------|---------|--------|-------|
|      |                    | FY 2023          | FY 2024 | FY 2025 | FY 2026 | FUTURE |       |
| NA   | \$ -               | \$ -             | \$ -    | \$ -    | \$ -    | \$ -   | \$ -  |

IMPACT NOTES: All future maintenance is the responsibility of the City. No future cost impact to the County.

**FINANCIALS**

| EXPENDITURE TYPE | BUDGET              | ACTUALS     | ENCUMBRANCES | REQUISITIONS | TOTAL<br>EXPENDITURES | FY 2022<br>AVAILABLE BUDGET |
|------------------|---------------------|-------------|--------------|--------------|-----------------------|-----------------------------|
| CONSTRUCTION     | \$ 44,915.00        | \$ -        | \$ -         | \$ -         | \$ -                  | \$ 44,915.00                |
| <b>TOTAL</b>     | <b>\$ 44,915.00</b> | <b>\$ -</b> | <b>\$ -</b>  | <b>\$ -</b>  | <b>\$ -</b>           | <b>\$ 44,915.00</b>         |

*Project financials are displayed as Project-to-Date numbers.*

FY 2022 CAPITAL IMPROVEMENT PROGRAM

*Open Space Projects*

PROJECT GROUP: Open Space Grants

PROJECT NAME: City of Frisco - Independence Hik

PROJECT NUMBER: OI18PG14

MAJOR PROJECT: 18PG14

START DATE: 2021

PROJECT STATUS: Active

FUNDING SOURCE: 2018 BOND ELECTION



**PROJECT DESCRIPTION**

Construction of Trail.

**OPERATIONAL IMPACT**

| FUND | CURRENT<br>FY 2022 | PROJECTED IMPACT |         |         |         |        | TOTAL |
|------|--------------------|------------------|---------|---------|---------|--------|-------|
|      |                    | FY 2023          | FY 2024 | FY 2025 | FY 2026 | FUTURE |       |
| NA   | \$ -               | \$ -             | \$ -    | \$ -    | \$ -    | \$ -   | \$ -  |

IMPACT NOTES: All future maintenance is the responsibility of the City. No future cost impact to the County.

**FINANCIALS**

| EXPENDITURE TYPE | BUDGET               | ACTUALS     | ENCUMBRANCES | REQUISITIONS | TOTAL<br>EXPENDITURES | FY 2022<br>AVAILABLE BUDGET |
|------------------|----------------------|-------------|--------------|--------------|-----------------------|-----------------------------|
| CONSTRUCTION     | \$ 211,920.00        | \$ -        | \$ -         | \$ -         | \$ -                  | \$ 211,920.00               |
| <b>TOTAL</b>     | <b>\$ 211,920.00</b> | <b>\$ -</b> | <b>\$ -</b>  | <b>\$ -</b>  | <b>\$ -</b>           | <b>\$ 211,920.00</b>        |

*Project financials are displayed as Project-to-Date numbers.*

FY 2022 CAPITAL IMPROVEMENT PROGRAM

*Open Space Projects*

PROJECT GROUP: Open Space Grants

PROJECT NAME: City of Josephine - Josephine  
City Park Cap imp Project Splash

PROJECT NUMBER: OI18PG15

MAJOR PROJECT: 18PG15

START DATE: 2021

PROJECT STATUS: Active

FUNDING SOURCE: 2018 BOND ELECTION



**PROJECT DESCRIPTION**

Splash Pad Playground, Benches & Canopies.

**OPERATIONAL IMPACT**

| FUND | CURRENT<br>FY 2022 | PROJECTED IMPACT |         |         |         |        | TOTAL |
|------|--------------------|------------------|---------|---------|---------|--------|-------|
|      |                    | FY 2023          | FY 2024 | FY 2025 | FY 2026 | FUTURE |       |
| NA   | \$ -               | \$ -             | \$ -    | \$ -    | \$ -    | \$ -   | \$ -  |

IMPACT NOTES: All future maintenance is the responsibility of the City. No future cost impact to the County.

**FINANCIALS**

| EXPENDITURE TYPE | BUDGET              | ACTUALS     | ENCUMBRANCES | REQUISITIONS | TOTAL<br>EXPENDITURES | FY 2022<br>AVAILABLE BUDGET |
|------------------|---------------------|-------------|--------------|--------------|-----------------------|-----------------------------|
| CONSTRUCTION     | \$ 45,464.00        | \$ -        | \$ -         | \$ -         | \$ -                  | \$ 45,464.00                |
| <b>TOTAL</b>     | <b>\$ 45,464.00</b> | <b>\$ -</b> | <b>\$ -</b>  | <b>\$ -</b>  | <b>\$ -</b>           | <b>\$ 45,464.00</b>         |

*Project financials are displayed as Project-to-Date numbers.*

# FY 2022 CAPITAL IMPROVEMENT PROGRAM

*Open Space Projects*

**PROJECT GROUP:** Open Space Grants

**PROJECT NAME:** City of Lavon - Bear Creek Trail  
Creek Crossing Connector

**PROJECT NUMBER:** OI18PG16

**MAJOR PROJECT:** 18PG16

**START DATE:** 2021

**PROJECT STATUS:** Active

**FUNDING SOURCE:** 2018 BOND ELECTION



## PROJECT DESCRIPTION

Bridge-Trail Connector,

## OPERATIONAL IMPACT

| FUND | CURRENT<br>FY 2022 | PROJECTED IMPACT |         |         |         |        | TOTAL |
|------|--------------------|------------------|---------|---------|---------|--------|-------|
|      |                    | FY 2023          | FY 2024 | FY 2025 | FY 2026 | FUTURE |       |
| NA   | \$ -               | \$ -             | \$ -    | \$ -    | \$ -    | \$ -   | \$ -  |

**IMPACT NOTES:** All future maintenance is the responsibility of the City. No future cost impact to the County.

## FINANCIALS

| EXPENDITURE TYPE | BUDGET               | ACTUALS     | ENCUMBRANCES | REQUISITIONS | TOTAL<br>EXPENDITURES | FY 2022<br>AVAILABLE BUDGET |
|------------------|----------------------|-------------|--------------|--------------|-----------------------|-----------------------------|
| CONSTRUCTION     | \$ 233,250.00        | \$ -        | \$ -         | \$ -         | \$ -                  | \$ 233,250.00               |
| <b>TOTAL</b>     | <b>\$ 233,250.00</b> | <b>\$ -</b> | <b>\$ -</b>  | <b>\$ -</b>  | <b>\$ -</b>           | <b>\$ 233,250.00</b>        |

*Project financials are displayed as Project-to-Date numbers.*

FY 2022 CAPITAL IMPROVEMENT PROGRAM

*Open Space Projects*

PROJECT GROUP: Open Space Grants

PROJECT NAME: City of Lowry Crossing - Lowry Crossing City Park

PROJECT NUMBER: OI18PG17

MAJOR PROJECT: 18PG17

START DATE: 2021

PROJECT STATUS: Active

FUNDING SOURCE: 2018 BOND ELECTION



**PROJECT DESCRIPTION**

Trail & Playground Equipment,

**OPERATIONAL IMPACT**

| FUND | CURRENT<br>FY 2022 | PROJECTED IMPACT |         |         |         |        | TOTAL |
|------|--------------------|------------------|---------|---------|---------|--------|-------|
|      |                    | FY 2023          | FY 2024 | FY 2025 | FY 2026 | FUTURE |       |
| NA   | \$ -               | \$ -             | \$ -    | \$ -    | \$ -    | \$ -   | \$ -  |

IMPACT NOTES: All future maintenance is the responsibility of the City. No future cost impact to the County.

**FINANCIALS**

| EXPENDITURE TYPE | BUDGET               | ACTUALS     | ENCUMBRANCES | REQUISITIONS | TOTAL<br>EXPENDITURES | FY 2022<br>AVAILABLE BUDGET |
|------------------|----------------------|-------------|--------------|--------------|-----------------------|-----------------------------|
| CONSTRUCTION     | \$ 412,067.00        | \$ -        | \$ -         | \$ -         | \$ -                  | \$ 412,067.00               |
| <b>TOTAL</b>     | <b>\$ 412,067.00</b> | <b>\$ -</b> | <b>\$ -</b>  | <b>\$ -</b>  | <b>\$ -</b>           | <b>\$ 412,067.00</b>        |

*Project financials are displayed as Project-to-Date numbers.*

FY 2022 CAPITAL IMPROVEMENT PROGRAM

*Open Space Projects*

PROJECT GROUP: Open Space Grants

PROJECT NAME: City of McKinney - Wilson Creek  
Greens Trail Project

PROJECT NUMBER: OI18PG18

MAJOR PROJECT: 18PG18

START DATE: 2021

PROJECT STATUS: Active

FUNDING SOURCE: 2018 BOND ELECTION



**PROJECT DESCRIPTION**

Trail, trailhead, overlook, pedestrian bridge, signage, irrigation and landscaping.

**OPERATIONAL IMPACT**

| FUND | CURRENT<br>FY 2022 | PROJECTED IMPACT |         |         |         |        | TOTAL |
|------|--------------------|------------------|---------|---------|---------|--------|-------|
|      |                    | FY 2023          | FY 2024 | FY 2025 | FY 2026 | FUTURE |       |
| NA   | \$ -               | \$ -             | \$ -    | \$ -    | \$ -    | \$ -   | \$ -  |

IMPACT NOTES: All future maintenance is the responsibility of the City. No future cost impact to the County.

**FINANCIALS**

| EXPENDITURE TYPE | BUDGET               | ACTUALS     | ENCUMBRANCES | REQUISITIONS | TOTAL<br>EXPENDITURES | FY 2022<br>AVAILABLE BUDGET |
|------------------|----------------------|-------------|--------------|--------------|-----------------------|-----------------------------|
| CONSTRUCTION     | \$ 113,737.00        | \$ -        | \$ -         | \$ -         | \$ -                  | \$ 113,737.00               |
| <b>TOTAL</b>     | <b>\$ 113,737.00</b> | <b>\$ -</b> | <b>\$ -</b>  | <b>\$ -</b>  | <b>\$ -</b>           | <b>\$ 113,737.00</b>        |

*Project financials are displayed as Project-to-Date numbers.*

# FY 2022 CAPITAL IMPROVEMENT PROGRAM

*Open Space Projects*

**PROJECT GROUP:** Open Space Grants

**PROJECT NAME:** City of Melissa - Brookside Sub-Surface Crossing at SH 121

**PROJECT NUMBER:** OI18PG19

**MAJOR PROJECT:** 18PG19

**START DATE:** 2021

**PROJECT STATUS:** Active

**FUNDING SOURCE:** 2018 BOND ELECTION



## PROJECT DESCRIPTION

Concrete Trail Crossing Under SH 121.

## OPERATIONAL IMPACT

| FUND | CURRENT<br>FY 2022 | PROJECTED IMPACT |         |         |         |        | TOTAL |
|------|--------------------|------------------|---------|---------|---------|--------|-------|
|      |                    | FY 2023          | FY 2024 | FY 2025 | FY 2026 | FUTURE |       |
| NA   | \$ -               | \$ -             | \$ -    | \$ -    | \$ -    | \$ -   | \$ -  |

**IMPACT NOTES:** All future maintenance is the responsibility of the City. No future cost impact to the County.

## FINANCIALS

| EXPENDITURE TYPE | BUDGET               | ACTUALS     | ENCUMBRANCES | REQUISITIONS | TOTAL<br>EXPENDITURES | FY 2022<br>AVAILABLE BUDGET |
|------------------|----------------------|-------------|--------------|--------------|-----------------------|-----------------------------|
| CONSTRUCTION     | \$ 146,666.00        | \$ -        | \$ -         | \$ -         | \$ -                  | \$ 146,666.00               |
| <b>TOTAL</b>     | <b>\$ 146,666.00</b> | <b>\$ -</b> | <b>\$ -</b>  | <b>\$ -</b>  | <b>\$ -</b>           | <b>\$ 146,666.00</b>        |

*Project financials are displayed as Project-to-Date numbers.*

FY 2022 CAPITAL IMPROVEMENT PROGRAM

*Open Space Projects*

PROJECT GROUP: Open Space Grants

PROJECT NAME: Town of New Hope - Pat Fowler  
Town Park Project

PROJECT NUMBER: OI18PG20

MAJOR PROJECT: 18PG20

START DATE: 2021

PROJECT STATUS: Active

FUNDING SOURCE: 2018 BOND ELECTION



**PROJECT DESCRIPTION**

Playground Equipment, Message Board (2), Playground Shade.

**OPERATIONAL IMPACT**

| FUND | CURRENT<br>FY 2022 | PROJECTED IMPACT |         |         |         |        | TOTAL |
|------|--------------------|------------------|---------|---------|---------|--------|-------|
|      |                    | FY 2023          | FY 2024 | FY 2025 | FY 2026 | FUTURE |       |
| NA   | \$ -               | \$ -             | \$ -    | \$ -    | \$ -    | \$ -   | \$ -  |

IMPACT NOTES: All future maintenance is the responsibility of the City. No future cost impact to the County.

**FINANCIALS**

| EXPENDITURE TYPE | BUDGET              | ACTUALS     | ENCUMBRANCES | REQUISITIONS | TOTAL<br>EXPENDITURES | FY 2022<br>AVAILABLE BUDGET |
|------------------|---------------------|-------------|--------------|--------------|-----------------------|-----------------------------|
| CONSTRUCTION     | \$ 43,846.00        | \$ -        | \$ -         | \$ -         | \$ -                  | \$ 43,846.00                |
| <b>TOTAL</b>     | <b>\$ 43,846.00</b> | <b>\$ -</b> | <b>\$ -</b>  | <b>\$ -</b>  | <b>\$ -</b>           | <b>\$ 43,846.00</b>         |

*Project financials are displayed as Project-to-Date numbers.*

# FY 2022 CAPITAL IMPROVEMENT PROGRAM

*Open Space Projects*

**PROJECT GROUP:** Open Space Grants

**PROJECT NAME:** City of Princeton - Princeton  
Crossroads Park Phase 1B

**PROJECT NUMBER:** OI18PG21

**MAJOR PROJECT:** 18PG21

**START DATE:** 2021

**PROJECT STATUS:** Active

**FUNDING SOURCE:** 2018 BOND ELECTION



**PRINCETON**  
TEXAS

## PROJECT DESCRIPTION

Open Space & Trails.

## OPERATIONAL IMPACT

| FUND | CURRENT<br>FY 2022 | PROJECTED IMPACT |         |         |         |        | TOTAL |
|------|--------------------|------------------|---------|---------|---------|--------|-------|
|      |                    | FY 2023          | FY 2024 | FY 2025 | FY 2026 | FUTURE |       |
| NA   | \$ -               | \$ -             | \$ -    | \$ -    | \$ -    | \$ -   | \$ -  |

**IMPACT NOTES:** All future maintenance is the responsibility of the City. No future cost impact to the County.

## FINANCIALS

| EXPENDITURE TYPE | BUDGET               | ACTUALS     | ENCUMBRANCES | REQUISITIONS | TOTAL<br>EXPENDITURES | FY 2022<br>AVAILABLE BUDGET |
|------------------|----------------------|-------------|--------------|--------------|-----------------------|-----------------------------|
| CONSTRUCTION     | \$ 354,362.00        | \$ -        | \$ -         | \$ -         | \$ -                  | \$ 354,362.00               |
| <b>TOTAL</b>     | <b>\$ 354,362.00</b> | <b>\$ -</b> | <b>\$ -</b>  | <b>\$ -</b>  | <b>\$ -</b>           | <b>\$ 354,362.00</b>        |

*Project financials are displayed as Project-to-Date numbers.*

FY 2022 CAPITAL IMPROVEMENT PROGRAM

*Open Space Projects*

PROJECT GROUP: Open Space Grants

PROJECT NAME: Town of Prosper - Pecan Grove  
Park Trail Project

PROJECT NUMBER: OI18PG22

MAJOR PROJECT: 18PG22

START DATE: 2021

PROJECT STATUS: Active

FUNDING SOURCE: 2018 BOND ELECTION



**PROJECT DESCRIPTION**

Concrete Trail & Pedestrian Bridge.

**OPERATIONAL IMPACT**

| FUND | CURRENT<br>FY 2022 | PROJECTED IMPACT |         |         |         |        | TOTAL |
|------|--------------------|------------------|---------|---------|---------|--------|-------|
|      |                    | FY 2023          | FY 2024 | FY 2025 | FY 2026 | FUTURE |       |
| NA   | \$ -               | \$ -             | \$ -    | \$ -    | \$ -    | \$ -   | \$ -  |

IMPACT NOTES: All future maintenance is the responsibility of the City. No future cost impact to the County.

**FINANCIALS**

| EXPENDITURE TYPE | BUDGET               | ACTUALS     | ENCUMBRANCES | REQUISITIONS | TOTAL<br>EXPENDITURES | FY 2022<br>AVAILABLE BUDGET |
|------------------|----------------------|-------------|--------------|--------------|-----------------------|-----------------------------|
| CONSTRUCTION     | \$ 200,550.00        | \$ -        | \$ -         | \$ -         | \$ -                  | \$ 200,550.00               |
| <b>TOTAL</b>     | <b>\$ 200,550.00</b> | <b>\$ -</b> | <b>\$ -</b>  | <b>\$ -</b>  | <b>\$ -</b>           | <b>\$ 200,550.00</b>        |

*Project financials are displayed as Project-to-Date numbers.*

FY 2022 CAPITAL IMPROVEMENT PROGRAM

*Open Space Projects*

PROJECT GROUP: Open Space Grants

PROJECT NAME: City of Sachse - J.K. Sachse Park  
Phase 1

PROJECT NUMBER: OI18PG23

MAJOR PROJECT: 18PG23

START DATE: 2021

PROJECT STATUS: Active

FUNDING SOURCE: 2018 BOND ELECTION



**PROJECT DESCRIPTION**

Construction & Installation of Concrete Trails in J.K. Sachse Park.

**OPERATIONAL IMPACT**

| FUND | CURRENT<br>FY 2022 | PROJECTED IMPACT |         |         |         |        | TOTAL |
|------|--------------------|------------------|---------|---------|---------|--------|-------|
|      |                    | FY 2023          | FY 2024 | FY 2025 | FY 2026 | FUTURE |       |
| NA   | \$ -               | \$ -             | \$ -    | \$ -    | \$ -    | \$ -   | \$ -  |

IMPACT NOTES: All future maintenance is the responsibility of the City. No future cost impact to the County.

**FINANCIALS**

| EXPENDITURE TYPE | BUDGET               | ACTUALS     | ENCUMBRANCES | REQUISITIONS | TOTAL<br>EXPENDITURES | FY 2022<br>AVAILABLE BUDGET |
|------------------|----------------------|-------------|--------------|--------------|-----------------------|-----------------------------|
| CONSTRUCTION     | \$ 161,294.00        | \$ -        | \$ -         | \$ -         | \$ -                  | \$ 161,294.00               |
| <b>TOTAL</b>     | <b>\$ 161,294.00</b> | <b>\$ -</b> | <b>\$ -</b>  | <b>\$ -</b>  | <b>\$ -</b>           | <b>\$ 161,294.00</b>        |

*Project financials are displayed as Project-to-Date numbers.*

FY 2022 CAPITAL IMPROVEMENT PROGRAM

*Open Space Projects*

PROJECT GROUP: Outdoor Camp  
 PROJECT NAME: OUTDOOR CAMP  
 PROJECT NUMBER: OI01OC  
 MAJOR PROJECT: N/A  
 START DATE: 2001  
 PROJECT STATUS: Active  
 FUNDING SOURCE: 2001 BOND ELECTION



**PROJECT DESCRIPTION**

Collin County has partnered with the YMCA to manage and maintain the camp. The construction of the camp lasted from 2002-2006. Remaining funds are not allocated to any further expansion at this time.

**OPERATIONAL IMPACT**

| FUND | CURRENT<br>FY 2022 | PROJECTED IMPACT |         |         |         | TOTAL |
|------|--------------------|------------------|---------|---------|---------|-------|
|      |                    | FY 2023          | FY 2024 | FY 2025 | FY 2026 |       |
| N/A  | \$ -               | \$ -             | \$ -    | \$ -    | \$ -    | \$ -  |

IMPACT NOTES: No operational impact. The Adventure Camp is managed and maintained by the YMCA.

# FY 2022 CAPITAL IMPROVEMENT PROGRAM

## Open Space Projects

PROJECT GROUP: Outdoor Camp  
 PROJECT NAME: OUTDOOR CAMP  
 PROJECT NUMBER: OI01OC  
 MAJOR PROJECT: N/A  
 START DATE: 2001  
 PROJECT STATUS: Active  
 FUNDING SOURCE: 2001 BOND ELECTION



### FINANCIALS

| EXPENDITURE TYPE | BUDGET                  | ACTUALS                 | ENCUMBRANCES | REQUISITIONS | TOTAL EXPENDITURES      | FY 2022 AVAILABLE BUDGET |
|------------------|-------------------------|-------------------------|--------------|--------------|-------------------------|--------------------------|
| CONSTRUCTION     | \$ 21,227,414.00        | \$ 21,219,859.10        | \$ -         | \$ -         | \$ 21,219,859.10        | \$ 7,554.90              |
| CONTINGENCY      | \$ 465,128.00           | \$ (2,090.00)           | \$ -         | \$ -         | \$ (2,090.00)           | \$ 467,218.00            |
| DESIGN           | \$ 2,852,677.00         | \$ 2,851,725.81         | \$ -         | \$ -         | \$ 2,851,725.81         | \$ 951.19                |
| EQUIPMENT        | \$ 1,018,291.00         | \$ 1,018,288.12         | \$ -         | \$ -         | \$ 1,018,288.12         | \$ 2.88                  |
| LAND             | \$ 1,293,559.00         | \$ 1,293,559.40         | \$ -         | \$ -         | \$ 1,293,559.40         | \$ (0.40)                |
| PERSONNEL        | \$ 113,846.00           | \$ 113,843.71           | \$ -         | \$ -         | \$ 113,843.71           | \$ 2.29                  |
| <b>TOTAL</b>     | <b>\$ 26,970,915.00</b> | <b>\$ 26,495,186.14</b> | <b>\$ -</b>  | <b>\$ -</b>  | <b>\$ 26,495,186.14</b> | <b>\$ 475,728.86</b>     |

*Project financials are displayed as Project-to-Date numbers.*

# FY 2022 CAPITAL IMPROVEMENT PROGRAM

## Open Space Projects

PROJECT GROUP: Outdoor Camp  
 PROJECT NAME: AdvCmp - Upgrd WasteWtrPl  
 PROJECT NUMBER: OI01OCA  
 MAJOR PROJECT: N/A  
 START DATE: 2010  
 PROJECT STATUS: Active  
 FUNDING SOURCE: 2001 BOND ELECTION



### PROJECT DESCRIPTION

Update of the waste water plant at the Adventure Camp.

### OPERATIONAL IMPACT

| FUND | CURRENT<br>FY 2022 | PROJECTED IMPACT |         |         |         |        | TOTAL |
|------|--------------------|------------------|---------|---------|---------|--------|-------|
|      |                    | FY 2023          | FY 2024 | FY 2025 | FY 2026 | FUTURE |       |
| N/A  | \$ -               | \$ -             | \$ -    | \$ -    | \$ -    | \$ -   | \$ -  |

IMPACT NOTES: No operational impact. The Adventure Camp is managed and maintained by the YMCA.

### FINANCIALS

| EXPENDITURE TYPE | BUDGET               | ACTUALS              | ENCUMBRANCES | REQUISITIONS | TOTAL<br>EXPENDITURES | FY 2022<br>AVAILABLE BUDGET |
|------------------|----------------------|----------------------|--------------|--------------|-----------------------|-----------------------------|
| CONSTRUCTION     | \$ 382,039.00        | \$ 381,486.58        | \$ -         | \$ -         | \$ 381,486.58         | \$ 552.42                   |
| <b>TOTAL</b>     | <b>\$ 382,039.00</b> | <b>\$ 381,486.58</b> | <b>\$ -</b>  | <b>\$ -</b>  | <b>\$ 381,486.58</b>  | <b>\$ 552.42</b>            |

*Project financials are displayed as Project-to-Date numbers.*

FY 2022 CAPITAL IMPROVEMENT PROGRAM

*Tax Note Projects*

| PROJECT                        |                                      | BUDGET                  | EXPENDITURES            | AVAILABLE              |
|--------------------------------|--------------------------------------|-------------------------|-------------------------|------------------------|
| <b>Contingency Tax Notes</b>   |                                      |                         |                         |                        |
| BACONTNG                       | 2018 Tax Note Contingency            | \$ 547,000.00           | \$ -                    | \$ 547,000.00          |
|                                |                                      | <b>\$ 547,000.00</b>    | <b>\$ -</b>             | <b>\$ 547,000.00</b>   |
| <b>Facility Tax Notes</b>      |                                      |                         |                         |                        |
| FI01MP                         | Admin Services - Master Plan         | \$ 1,580,486.00         | \$ 1,531,362.60         | \$ 49,123.40           |
| FI18LAVNCH                     | JP/Constable Precinct 2 Bldg         | \$ 3,450,000.00         | \$ 3,409,127.03         | \$ 40,872.97           |
| FI18ME                         | Medical Examiner Building Expansion  | \$ 1,400,000.00         | \$ -                    | \$ 1,400,000.00        |
| FI18PLCH                       | Plano Sub-CH Improvement Renovations | \$ 2,403,000.00         | \$ 2,075,580.58         | \$ 327,419.42          |
|                                |                                      | <b>\$ 8,833,486.00</b>  | <b>\$ 7,016,070.21</b>  | <b>\$ 1,817,415.79</b> |
| <b>Technology Tax Notes</b>    |                                      |                         |                         |                        |
| TI01K0602                      | County Website Solution              | \$ 102,009.00           | \$ -                    | \$ 102,009.00          |
| TI03FIN                        | Financial Reporting System           | \$ 12,194,488.00        | \$ 7,986,641.25         | \$ 4,207,846.75        |
| TI03JUS                        | Justice System                       | \$ 15,477,057.00        | \$ 15,053,532.95        | \$ 423,524.05          |
| TI18ELEC                       | Elections Equipment and Technology   | \$ 10,200,000.00        | \$ 10,083,416.00        | \$ 116,584.00          |
|                                |                                      | <b>\$ 37,973,554.00</b> | <b>\$ 33,123,590.20</b> | <b>\$ 4,849,963.80</b> |
| <b>TOTAL TAX NOTE PROJECTS</b> |                                      | <b>\$ 47,354,040.00</b> | <b>\$ 40,139,660.41</b> | <b>\$ 7,214,379.59</b> |

FY 2022 CAPITAL IMPROVEMENT PROGRAM

Tax Note Projects

PROJECT GROUP: Contingency Tax Notes

PROJECT NAME: 2018 Tax Note Contingency


PROJECT NUMBER: BACONTNG

MAJOR PROJECT: N/A

START DATE: 2018

PROJECT STATUS: Active

FUNDING SOURCE: 2018 TAX NOTES



**PROJECT DESCRIPTION**

Contingency funding set aside for projects sold in the 2018 Tax Notes to cover project over-runs.

**OPERATIONAL IMPACT**

| FUND | CURRENT<br>FY 2022 | PROJECTED IMPACT |         |         |         |        | TOTAL |
|------|--------------------|------------------|---------|---------|---------|--------|-------|
|      |                    | FY 2023          | FY 2024 | FY 2025 | FY 2026 | FUTURE |       |
| N/A  | \$ -               | \$ -             | \$ -    | \$ -    | \$ -    | \$ -   | \$ -  |

**IMPACT NOTES:** Discretionary funding. Not allocated to any specific project at this time. Any operational impact will be identified within the project it is assigned.

**FINANCIALS**

| EXPENDITURE TYPE | BUDGET               | ACTUALS     | ENCUMBRANCES | REQUISITIONS | TOTAL<br>EXPENDITURES | FY 2022<br>AVAILABLE BUDGET |
|------------------|----------------------|-------------|--------------|--------------|-----------------------|-----------------------------|
| CONTINGENCY      | \$ 547,000.00        | \$ -        | \$ -         | \$ -         | \$ -                  | \$ 547,000.00               |
| <b>TOTAL</b>     | <b>\$ 547,000.00</b> | <b>\$ -</b> | <b>\$ -</b>  | <b>\$ -</b>  | <b>\$ -</b>           | <b>\$ 547,000.00</b>        |

*Project financials are displayed as Project-to-Date numbers.*

# FY 2022 CAPITAL IMPROVEMENT PROGRAM

*Tax Note Projects*

**PROJECT GROUP:** Facility Tax Notes

**PROJECT NAME:** Admin Services - Master Plan

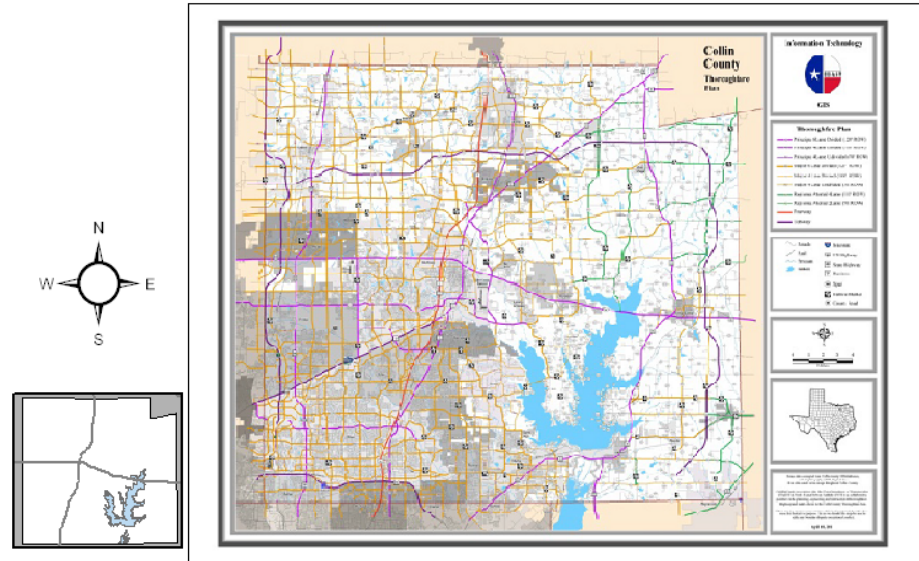
**PROJECT NUMBER:** FI01MP

**MAJOR PROJECT:** N/A

**START DATE:** 2001

**PROJECT STATUS:** Active

**FUNDING SOURCE:** 2001 TAX NOTES



## PROJECT DESCRIPTION

Funding established to develop master planning documents for court facilities and other Collin County properties.

## OPERATIONAL IMPACT

| FUND | CURRENT<br>FY 2022 | PROJECTED IMPACT |         |         |         |        | TOTAL |
|------|--------------------|------------------|---------|---------|---------|--------|-------|
|      |                    | FY 2023          | FY 2024 | FY 2025 | FY 2026 | FUTURE |       |
| N/A  | \$ -               | \$ -             | \$ -    | \$ -    | \$ -    | \$ -   | \$ -  |

**IMPACT NOTES:** Planning only. No operational impact anticipated.

## FINANCIALS

| EXPENDITURE TYPE | BUDGET                 | ACTUALS                | ENCUMBRANCES        | REQUISITIONS | TOTAL<br>EXPENDITURES  | FY 2022<br>AVAILABLE BUDGET |
|------------------|------------------------|------------------------|---------------------|--------------|------------------------|-----------------------------|
| DESIGN           | \$ 1,580,486.00        | \$ 1,513,803.58        | \$ 17,559.02        | \$ -         | \$ 1,531,362.60        | \$ 49,123.40                |
| <b>TOTAL</b>     | <b>\$ 1,580,486.00</b> | <b>\$ 1,513,803.58</b> | <b>\$ 17,559.02</b> | <b>\$ -</b>  | <b>\$ 1,531,362.60</b> | <b>\$ 49,123.40</b>         |

*Project financials are displayed as Project-to-Date numbers.*

FY 2022 CAPITAL IMPROVEMENT PROGRAM

*Tax Note Projects*

PROJECT GROUP: Facility Tax Notes

PROJECT NAME: JP/Constable Precinct 2 Bldg

PROJECT NUMBER: FI18LAVNCH

MAJOR PROJECT: N/A

START DATE: 2018

PROJECT STATUS: Active

FUNDING SOURCE: 2018 TAX NOTES



**PROJECT DESCRIPTION**

Acquiring land, constructing, and equipping a facility for Precinct 2 Justice of the Peace and Constable offices.

**OPERATIONAL IMPACT**

| FUND                | CURRENT<br>FY 2022 | PROJECTED IMPACT |                |                |                |                | TOTAL           |
|---------------------|--------------------|------------------|----------------|----------------|----------------|----------------|-----------------|
|                     |                    | FY 2023          | FY 2024        | FY 2025        | FY 2026        | FUTURE         |                 |
| 0001 - General Fund | \$ (26,200.00)     | \$ (26,200.00)   | \$ (26,200.00) | \$ (26,200.00) | \$ (26,200.00) | \$ (26,200.00) | \$ (157,200.00) |

**IMPACT NOTES:** New building is 2,600 square feet larger than current location in Farmersville, TX. The new building will be finished in FY 2021 and cost an additional \$3,800 to operate, however is offset by the savings of \$30,000 in rent each year.

# FY 2022 CAPITAL IMPROVEMENT PROGRAM

*Tax Note Projects*

PROJECT GROUP: Facility Tax Notes

PROJECT NAME: JP/Constable Precinct 2 Bldg

PROJECT NUMBER: FI18LAVNCH

MAJOR PROJECT: N/A

START DATE: 2018

PROJECT STATUS: Active

FUNDING SOURCE: 2018 TAX NOTES



## FINANCIALS

| EXPENDITURE TYPE | BUDGET                 | ACTUALS                | ENCUMBRANCES         | REQUISITIONS | TOTAL EXPENDITURES     | FY 2022 AVAILABLE BUDGET |
|------------------|------------------------|------------------------|----------------------|--------------|------------------------|--------------------------|
| CONSTRUCTION     | \$ 2,453,693.50        | \$ 1,690,755.15        | \$ 722,065.38        | \$ -         | \$ 2,412,820.53        | \$ 40,872.97             |
| DESIGN           | \$ 243,490.00          | \$ 192,367.65          | \$ 51,122.35         | \$ -         | \$ 243,490.00          | \$ -                     |
| LAND             | \$ 752,816.50          | \$ 752,816.50          | \$ -                 | \$ -         | \$ 752,816.50          | \$ -                     |
| <b>TOTAL</b>     | <b>\$ 3,450,000.00</b> | <b>\$ 2,635,939.30</b> | <b>\$ 773,187.73</b> | <b>\$ -</b>  | <b>\$ 3,409,127.03</b> | <b>\$ 40,872.97</b>      |

*Project financials are displayed as Project-to-Date numbers.*

FY 2022 CAPITAL IMPROVEMENT PROGRAM

PROJECT GROUP: Facility Tax Notes  
 PROJECT NAME: Medical Examiner Building Expar  
 PROJECT NUMBER: FI18ME  
 MAJOR PROJECT: N/A  
 START DATE: 0  
 PROJECT STATUS: Active  
 FUNDING SOURCE: 2018 TAX NOTES



PROJECT DESCRIPTION

Constructing and equipping an extension to the Collin County Medical Examiner facilities.

OPERATIONAL IMPACT

| FUND | CURRENT<br>FY 2022 | PROJECTED IMPACT |         |         |         |        | TOTAL |
|------|--------------------|------------------|---------|---------|---------|--------|-------|
|      |                    | FY 2023          | FY 2024 | FY 2025 | FY 2026 | FUTURE |       |
| N/A  | \$ -               | \$ -             | \$ -    | \$ -    | \$ -    | \$ -   | \$ -  |

IMPACT NOTES: Currently in the planning phase and operational impact is unknown at this time.

FINANCIALS

| EXPENDITURE TYPE | BUDGET          | ACTUALS | ENCUMBRANCES | REQUISITIONS | TOTAL<br>EXPENDITURES | FY 2022<br>AVAILABLE BUDGET |
|------------------|-----------------|---------|--------------|--------------|-----------------------|-----------------------------|
| CONSTRUCTION     | \$ 1,400,000.00 | \$ -    | \$ -         | \$ -         | \$ -                  | \$ 1,400,000.00             |
| TOTAL            | \$ 1,400,000.00 | \$ -    | \$ -         | \$ -         | \$ -                  | \$ 1,400,000.00             |

Project financials are displayed as Project-to-Date numbers.

# FY 2022 CAPITAL IMPROVEMENT PROGRAM

*Tax Note Projects*

**PROJECT GROUP:** Facility Tax Notes

**PROJECT NAME:** Plano Sub-CH Improvement Renovations

**PROJECT NUMBER:** FI18PLCH

**MAJOR PROJECT:** N/A

**START DATE:** 2018

**PROJECT STATUS:** Active

**FUNDING SOURCE:** 2018 TAX NOTES



## PROJECT DESCRIPTION

Renovating and construction of County buildings for Tax Office relocation.

## OPERATIONAL IMPACT

| FUND | CURRENT<br>FY 2022 | PROJECTED IMPACT |         |         |         |        | TOTAL |
|------|--------------------|------------------|---------|---------|---------|--------|-------|
|      |                    | FY 2023          | FY 2024 | FY 2025 | FY 2026 | FUTURE |       |
| N/A  | \$ -               | \$ -             | \$ -    | \$ -    | \$ -    | \$ -   | \$ -  |

**IMPACT NOTES:** No operational impact is expected. Space is 1,600 square feet larger, but the County currently pays for all utilities, maintenance and custodial services for both the old and new space.

## FINANCIALS


| EXPENDITURE TYPE | BUDGET                 | ACTUALS                | ENCUMBRANCES         | REQUISITIONS        | TOTAL<br>EXPENDITURES  | FY 2022<br>AVAILABLE BUDGET |
|------------------|------------------------|------------------------|----------------------|---------------------|------------------------|-----------------------------|
| CONSTRUCTION     | \$ 2,341,589.00        | \$ 1,468,521.62        | \$ 535,643.87        | \$ 10,004.79        | \$ 2,014,170.28        | \$ 327,418.72               |
| EQUIPMENT        | \$ 61,411.00           | \$ 61,410.30           | \$ -                 | \$ -                | \$ 61,410.30           | \$ 0.70                     |
| <b>TOTAL</b>     | <b>\$ 2,403,000.00</b> | <b>\$ 1,529,931.92</b> | <b>\$ 535,643.87</b> | <b>\$ 10,004.79</b> | <b>\$ 2,075,580.58</b> | <b>\$ 327,419.42</b>        |

*Project financials are displayed as Project-to-Date numbers.*

FY 2022 CAPITAL IMPROVEMENT PROGRAM

*Tax Note Projects*

PROJECT GROUP: Technology Tax Notes  
 PROJECT NAME: County Website Solution  
 PROJECT NUMBER: TI01K0602  
 MAJOR PROJECT: N/A  
 START DATE: 2022  
 PROJECT STATUS: Active  
 FUNDING SOURCE: 2001 TAX NOTES



**PROJECT DESCRIPTION**

Replacement of the County External Website.

**OPERATIONAL IMPACT**

| FUND                | CURRENT<br>FY 2022 | PROJECTED IMPACT |              |              |              | TOTAL        |               |
|---------------------|--------------------|------------------|--------------|--------------|--------------|--------------|---------------|
|                     |                    | FY 2023          | FY 2024      | FY 2025      | FY 2026      |              | FUTURE        |
| 0001 - General Fund | \$ -               | \$ 20,000.00     | \$ 20,000.00 | \$ 20,000.00 | \$ 20,000.00 | \$ 20,000.00 | \$ 100,000.00 |

**IMPACT NOTES:** Annual maintenance will be required to maintain the website. Maintenance to begin in year 2 of implementation.

FY 2022 CAPITAL IMPROVEMENT PROGRAM

Tax Note Projects

PROJECT GROUP: Technology Tax Notes

PROJECT NAME: County Website Solution


PROJECT NUMBER: TI01K0602

MAJOR PROJECT: N/A

START DATE: 2022

PROJECT STATUS: Active

FUNDING SOURCE: 2001 TAX NOTES



**FINANCIALS**

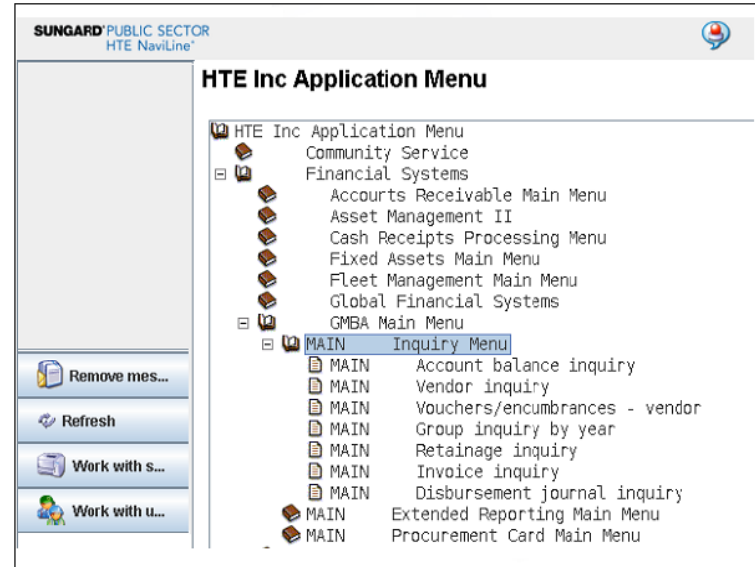
| EXPENDITURE TYPE | BUDGET               | ACTUALS     | ENCUMBRANCES | REQUISITIONS | TOTAL EXPENDITURES | FY 2022 AVAILABLE BUDGET |
|------------------|----------------------|-------------|--------------|--------------|--------------------|--------------------------|
| EQUIPMENT        | \$ 102,009.00        | \$ -        | \$ -         | \$ -         | \$ -               | \$ 102,009.00            |
| <b>TOTAL</b>     | <b>\$ 102,009.00</b> | <b>\$ -</b> | <b>\$ -</b>  | <b>\$ -</b>  | <b>\$ -</b>        | <b>\$ 102,009.00</b>     |

*Project financials are displayed as Project-to-Date numbers.*

FY 2022 CAPITAL IMPROVEMENT PROGRAM

Tax Note Projects

PROJECT GROUP: Technology Tax Notes  
 PROJECT NAME: Financial Reporting System  
 PROJECT NUMBER: TI03FIN  
 MAJOR PROJECT: 03FIN  
 START DATE: 2003  
 PROJECT STATUS: Active  
 FUNDING SOURCE: 2003 TAX NOTES



PROJECT DESCRIPTION

To acquire and update the county's financial system.

OPERATIONAL IMPACT

| FUND                | CURRENT<br>FY 2022 | PROJECTED IMPACT |               |               |               |               | TOTAL           |
|---------------------|--------------------|------------------|---------------|---------------|---------------|---------------|-----------------|
|                     |                    | FY 2023          | FY 2024       | FY 2025       | FY 2026       | FUTURE        |                 |
| 0001 - General Fund | \$ 313,075.00      | \$ 328,262.00    | \$ 351,240.00 | \$ 375,827.00 | \$ 402,134.89 | \$ 430,284.33 | \$ 2,200,823.22 |

IMPACT NOTES: Annual maintenance of system included in General Fund annual budget.

FY 2022 CAPITAL IMPROVEMENT PROGRAM

Tax Note Projects

PROJECT GROUP: Technology Tax Notes

PROJECT NAME: Financial Reporting System

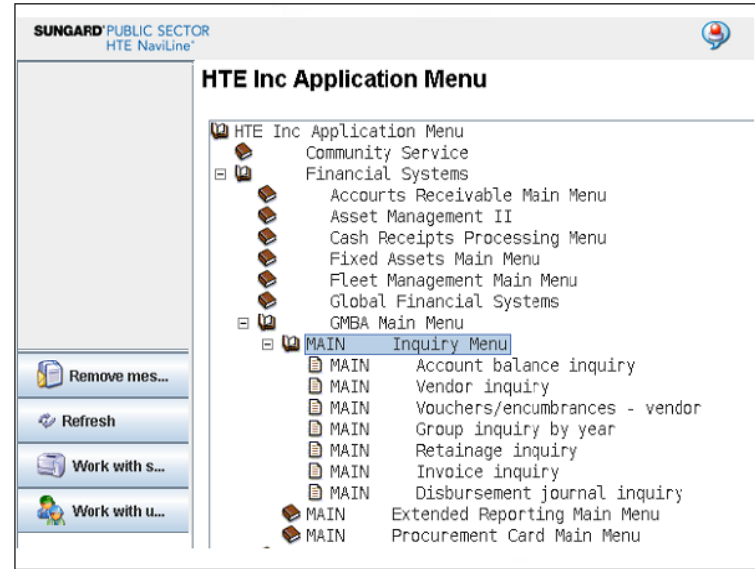
PROJECT NUMBER: TI03FIN

MAJOR PROJECT: 03FIN

START DATE: 2003

PROJECT STATUS: Active

FUNDING SOURCE: 2003 TAX NOTES



**FINANCIALS**

| EXPENDITURE TYPE | BUDGET                  | ACTUALS                | ENCUMBRANCES         | REQUISITIONS | TOTAL EXPENDITURES     | FY 2022 AVAILABLE BUDGET |
|------------------|-------------------------|------------------------|----------------------|--------------|------------------------|--------------------------|
| CONTINGENCY      | \$ 3,482,817.00         | \$ -                   | \$ -                 | \$ -         | \$ -                   | \$ 3,482,817.00          |
| DESIGN           | \$ 3,890,778.00         | \$ 2,771,811.67        | \$ 471,407.63        | \$ -         | \$ 3,243,219.30        | \$ 647,558.70            |
| EQUIPMENT        | \$ 4,317,698.00         | \$ 4,288,143.04        | \$ 27,016.96         | \$ -         | \$ 4,315,160.00        | \$ 2,538.00              |
| PERSONNEL        | \$ 100,597.00           | \$ 100,596.27          | \$ -                 | \$ -         | \$ 100,596.27          | \$ 0.73                  |
| TRAINING         | \$ 402,598.00           | \$ 321,045.68          | \$ 6,620.00          | \$ -         | \$ 327,665.68          | \$ 74,932.32             |
| <b>TOTAL</b>     | <b>\$ 12,194,488.00</b> | <b>\$ 7,481,596.66</b> | <b>\$ 505,044.59</b> | <b>\$ -</b>  | <b>\$ 7,986,641.25</b> | <b>\$ 4,207,846.75</b>   |

*Project financials are displayed as Project-to-Date numbers.*

PROJECT GROUP: Technology Tax Notes

PROJECT NAME: Justice System

PROJECT NUMBER: TI03JUS

MAJOR PROJECT: 03JUS

START DATE: 2003

PROJECT STATUS: Active

FUNDING SOURCE: 2003 TAX NOTES



**PROJECT DESCRIPTION**

To provide an integrated court management information system to enhance Collin County operations and allow sharing of court-related data with other counties in a consistent format.

**OPERATIONAL IMPACT**

| FUND                | CURRENT<br>FY 2022 | PROJECTED IMPACT |               |               |               |                 | TOTAL           |
|---------------------|--------------------|------------------|---------------|---------------|---------------|-----------------|-----------------|
|                     |                    | FY 2023          | FY 2024       | FY 2025       | FY 2026       | FUTURE          |                 |
| 0001 - General Fund | \$ 872,800.00      | \$ 898,984.00    | \$ 925,953.52 | \$ 953,732.13 | \$ 982,344.09 | \$ 1,011,814.41 | \$ 5,645,628.15 |

IMPACT NOTES: Annual maintenance of system included in General Fund annual budget.

FY 2022 CAPITAL IMPROVEMENT PROGRAM

Tax Note Projects

PROJECT GROUP: Technology Tax Notes

PROJECT NAME: Justice System

PROJECT NUMBER: TI03JUS

MAJOR PROJECT: 03JUS

START DATE: 2003

PROJECT STATUS: Active

FUNDING SOURCE: 2003 TAX NOTES



FINANCIALS

| EXPENDITURE TYPE | BUDGET                  | ACTUALS                 | ENCUMBRANCES           | REQUISITIONS       | TOTAL EXPENDITURES      | FY 2022 AVAILABLE BUDGET |
|------------------|-------------------------|-------------------------|------------------------|--------------------|-------------------------|--------------------------|
| CONSTRUCTION     | \$ 1,056.00             | \$ 1,056.00             | \$ -                   | \$ -               | \$ 1,056.00             | \$ -                     |
| CONTINGENCY      | \$ 41,015.00            | \$ 3,479.16             | \$ 3,270.84            | \$ -               | \$ 6,750.00             | \$ 34,265.00             |
| DESIGN           | \$ 4,078,275.00         | \$ 3,023,152.50         | \$ 1,052,096.12        | \$ -               | \$ 4,075,248.62         | \$ 3,026.38              |
| EQUIPMENT        | \$ 11,053,993.00        | \$ 10,573,501.00        | \$ 89,145.00           | \$ 5,116.09        | \$ 10,667,762.09        | \$ 386,230.91            |
| PERSONNEL        | \$ 66,782.00            | \$ 66,781.16            | \$ -                   | \$ -               | \$ 66,781.16            | \$ 0.84                  |
| TRAINING         | \$ 235,936.00           | \$ 235,935.08           | \$ -                   | \$ -               | \$ 235,935.08           | \$ 0.92                  |
| <b>TOTAL</b>     | <b>\$ 15,477,057.00</b> | <b>\$ 13,903,904.90</b> | <b>\$ 1,144,511.96</b> | <b>\$ 5,116.09</b> | <b>\$ 15,053,532.95</b> | <b>\$ 423,524.05</b>     |

Project financials are displayed as Project-to-Date numbers.

# FY 2022 CAPITAL IMPROVEMENT PROGRAM

*Tax Note Projects*

**PROJECT GROUP:** Technology Tax Notes

**PROJECT NAME:** Elections Equipment and Technology

**PROJECT NUMBER:** TI18ELEC

**MAJOR PROJECT:** N/A

**START DATE:** 2018

**PROJECT STATUS:** Active

**FUNDING SOURCE:** 2018 TAX NOTES



## PROJECT DESCRIPTION

Acquiring election equipment for the Collin County Elections Department.

## OPERATIONAL IMPACT

| FUND                | CURRENT<br>FY 2022 | PROJECTED IMPACT |               |               |               |               | TOTAL           |
|---------------------|--------------------|------------------|---------------|---------------|---------------|---------------|-----------------|
|                     |                    | FY 2023          | FY 2024       | FY 2025       | FY 2026       | FUTURE        |                 |
| 0001 - General Fund | \$ 544,041.00      | \$ 560,362.23    | \$ 577,173.10 | \$ 594,488.29 | \$ 612,322.94 | \$ 630,692.63 | \$ 3,519,080.18 |

**IMPACT NOTES:** Maintenance on the new system is 86% higher than the old system. New system requires thermal paper and in FY 2020 \$90,000 was added to Elections maintenance and operations budget for the expense.

## FINANCIALS

| EXPENDITURE TYPE | BUDGET                  | ACTUALS                 | ENCUMBRANCES | REQUISITIONS | TOTAL<br>EXPENDITURES   | FY 2022<br>AVAILABLE BUDGET |
|------------------|-------------------------|-------------------------|--------------|--------------|-------------------------|-----------------------------|
| EQUIPMENT        | \$ 10,200,000.00        | \$ 10,083,416.00        | \$ -         | \$ -         | \$ 10,083,416.00        | \$ 116,584.00               |
| <b>TOTAL</b>     | <b>\$ 10,200,000.00</b> | <b>\$ 10,083,416.00</b> | <b>\$ -</b>  | <b>\$ -</b>  | <b>\$ 10,083,416.00</b> | <b>\$ 116,584.00</b>        |

*Project financials are displayed as Project-to-Date numbers.*