



COLLIN COUNTY

ADOPTED BUDGET

FY 2023

PREPARED BY
COLLIN COUNTY BUDGET OFFICE

Due to the passage of SB 2 during the 86th Regular Legislative Session amending LGC 111.068, the following statement must be included as the cover page for the adopted budget document:

This budget will raise more revenue from property taxes than last year's budget by an amount of \$13,311,102, which is a 5.39 percent increase from last year's budget. The property tax revenue to be raised from new property added to the tax roll this year is \$9,665,980.

The members of the governing body voted on the budget as follows:

FOR:	Chris Hill, County Judge	
	Susan Fletcher, Commissioner Pct. 1	Darrell Hale, Commissioner Pct. 3
	Cheryl Williams, Commissioner Pct. 2	Duncan Webb, Commissioner Pct. 4

AGAINST:
PRESENT and not voting:
ABSENT:

Property Tax Comparison

	<u>FY 2023</u>	<u>FY 2022</u>
Property Tax Rate:	\$0.152443	\$0.168087
No-New-Revenue Tax Rate:	\$0.149690	\$0.168087
No-New-Revenue Maintenance & Operations Tax Rate:	\$0.104619	\$0.117376
Voter-Approval Tax Rate:	\$0.162889	\$0.178425
Debt Rate:	\$0.044271	\$0.051251

The debt obligation for Collin County secured by property taxes: \$701,786,014

COUNTY OF COLLIN



ADOPTED ANNUAL BUDGET

FISCAL YEAR 2023

OCTOBER 1, 2022 – SEPTEMBER 30, 2023

COMMISSIONERS COURT

CHRIS HILL
COUNTY JUDGE

SUSAN FLETCHER
COMMISSIONER, PCT. 1

DARRELL HALE
COMMISSIONER, PCT. 3

CHERYL WILLIAMS
COMMISSIONER, PCT. 2

DUNCAN WEBB
COMMISSIONER, PCT. 4

BILL BILYEU, COUNTY ADMINISTRATOR

PREPARED BY THE BUDGET & FINANCE OFFICE

MÓNICA ARRIS, DIRECTOR

TERESA FUNK, ASSISTANT DIRECTOR

JESSICA SHAW, SENIOR FINANCIAL ANALYST

JAVIER ARREOLA, FINANCIAL ANALYST

TAYLOR FRANCIS-SLOAN, FINANCIAL ANALYST

CINDY SILVA, FINANCIAL ANALYST



GOVERNMENT FINANCE OFFICERS ASSOCIATION

*Distinguished
Budget Presentation
Award*

PRESENTED TO

**Collin County
Texas**

For the Fiscal Year Beginning

October 01, 2021

Christopher P. Morill

Executive Director

TABLE OF CONTENTS

INTRODUCTION

Transmittal Letter	01
Mission & Vision Statement	03
Organizational Chart	05
Elected Officials	07
Executive Summary	09
Five-Year Plans	18
Budget Calendar	28
Community Profile	48
Area Map	54

PERSONNEL

Total Adopted Positions	56
Position Changes	61

FUND SUMMARIES

Fund Structure	69
Fund Descriptions	70
Fund Summary Balance Changes	72
Combined Fund Detail	73
General Fund	75
Permanent Improvement Fund	76
Road and Bridge Fund	77
Debt Service Fund	78

DEPARTMENT PAGES BY FUNCTION

Budgetary Functions Summary ..	80
Conservation	82
Extension Office	83
Open Space.....	85
Soil Conservation	86
Culture & Recreation	87
Historical Commission	88
Libraries.....	89
Myers Park.....	90
Debt Service	93
Equipment Services	94
Financial Administration	97
Budget & Finance	98
Central Appraisal District.....	100
Auditor	101
Court Collections – County Clerk.....	103

TABLE OF CONTENTS

DEPARTMENT PAGES BY FUNCTION

Financial Administration, Continued

Purchasing	105
Tax Assessor/Collector	107
Treasury – County Clerk.....	109

General Administration.....111

Administrative Services	113
Capital Replacement	114
Commissioners Court	115
County Clerk	118
County Judge	121
Economic Development.....	122
Elections	123
Information Technology	125
Human Resources	130
Support Services.....	134
Veteran Services.....	136

Health & Welfare138

Inmate Health	139
MHMR	140
Court Appointed Representation	141
Indigent Healthcare.....	142
Community Supervision and Corrections.....	145
Child Protective Services Board.....	146

Judicial147

County Courts at Law	150
County Court at Law Clerks.....	156
Court Appointed Representation – Indigent Defense Coordinator	158
District Clerk	159
District Courts	162
Justice of the Peace, Pct. 1.....	171
Justice of the Peace, Pct. 2.....	173
Justice of the Peace, Pct. 3.....	175
Justice of the Peace, Pct. 4.....	178
Law Library.....	180
Magistrate	182

Legal183

District Attorney.....	184
------------------------	-----

Public Facilities187

Building Superintendent	188
Facilities Management	190

TABLE OF CONTENTS

DEPARTMENT PAGES BY FUNCTION

Public Safety	192
CSCD – County Funded	195
Constable, Pct. 1.....	196
Constable, Pct. 2	197
Constable, Pct. 3.....	198
Constable, Pct. 4.....	200
Development Services	201
Fire Marshal.....	204
GIS/ Rural Addressing.....	207
Highway Patrol.....	210
Juvenile.....	211
Medical Examiner.....	214
Sheriff’s Office.....	216
Public Transportation.....	223
Engineering.....	224
Road & Bridge	226
Unclassified	228
Employee Clinic - Healthcare	229
Transfers.....	230

CAPITAL IMPROVEMENT PROGRAM

Definition of a Capital Improvement	232
Capital Improvement Financing.....	233
Capital Improvement Selection Process	233
Debt Policy.....	234
Bond Elections	237
Impact on the Operating Budget	241
Capital Improvement Project Funding Summaries.....	244
Capital Projects Quick Facts	248
Project Summaries.....	249

STATISTICS

Appraised Values	255
Property Tax - Detail	256
Tax Rate Distribution - Ten Year Trend.....	257
Tax Rate Distribution by Fund	258
Total Combined Budget - Ten Year Trend	259
Total Combined – 10 Year Revenue Estimate	260
Combined Funds – Expenditures by Function	261
Combined Funds – Revenue by Source	262
Combined Funds – Revenues and Expenditures	263

TABLE OF CONTENTS

STATISTICS, CONTINUED

Combined Budget – Expenditures by Fund	264
Combined Budget – Revenues by Fund	267
Operating Budget – Ten Year Trend	271
Operating Budget – 10 Year Revenue Estimate	272
Operating Budget – Expenditures by Function.....	273
Operating Budget – Revenue by Source	274
General Fund – Ten Year Trend	275
General Fund – 10 Year Revenue Estimate	276
General Fund – Expenditure by Function	277
General Fund – Revenue by Source	278
Road & Bridge Fund Budget – Ten Year Trend	279
Road & Bridge Fund Budget – 10 Year Revenue Estimate	280
Road & Bridge Fund Budget – Expenditure by Function.....	281
Road & Bridge Fund Budget – Revenue by Source	282
Debt Service Budget – Ten Year Trend	283
Healthcare Foundation Fund Budget – Ten Year Trend.....	284
Healthcare Foundation Fund Budget – 10 Year Revenue Estimate	285
Collin County Expenditures by Department.....	286

POLICIES

Policy Summary	292
Budgetary Control Policy	294
Fund Balance Policy	300
Investment Policy	302

COURT ORDERS

FY 2023 Budget	314
FY 2023 Maintenance & Operation Tax Rate	316
FY 2023 Debt Service Tax Rate	317
FY 2023 Combined Tax Rate	318
FY 2023 Elected Officials Compensation	319
FY 2023 GASB Statement	321
FY 2023 Fee Schedule	322

APPENDIX

Department Fund and Source Relationship	324
Department Fund and Function Relationship	331
Acronyms	337
Glossary of Terms	342
Truth in Taxation Worksheet.....	351

INDEX OF TABLES AND FIGURES

EXECUTIVE SUMMARY

Figure 1 – Property Taxes by Fiscal Year	15
Table 1 – Unemployment Rates	16
Figure 2 – Unemployment Rates by County	16
Figure 3 – Combined Budget Revenues by Source	33
Table 2 – Combined Budget Revenues by Source	34
Figure 4 – Net Taxable Values	35
Figure 5 – Distribution by Taxing Unit	36
Figure 6 – Combined Budget Expenditure Ten-Year Trend	38
Table 3 – Expenditures by Function	38
Figure 7 – Combined Budget Expenditures by Function	39
Table 4 – General Fund Revenues by Source	40
Figure 8 – General Fund Revenues by Source	41
Figure 9 – General Fund Expenditures	42
Table 5 – General Fund Expenditures by Function	42
Figure 10 – General Fund Expenditures by Function	43
Figure 11 – Road & Bridge Fund Revenues by Source	44
Figure 12 – Road & Bridge Fund Revenue Estimate	45
Figure 13 – Road & Bridge Fund Budget	45

COMMUNITY PROFILE

Table 6 – 2022 Top 10 Tax Payers	51
Table 7 – 2022 Top 10 Employers	51

CAPITAL IMPROVEMENT PROGRAM

Figure 14 – Capital Projects by Project Type	232
Figure 15 – Capital Project Process	233
Table 8 – Historical Bond Ratings	235
Table 9 – Schedule of Requirements	236
Figure 16 – Schedule of Requirements	236
Table 10 – Historical Debt Requirements	237
Figure 17 – Historical Debt and Capital Budget	237
Table 11 – 2003 Bond Election Sales by Year	238

INDEX OF TABLES AND FIGURES

CAPITAL IMPROVEMENT PROGRAM CONTINUED

Figure 18 – 2003 Bond Election Sales	238
Table 12 – 2007 Bond Sales by Year	239
Figure 19 – 2007 Bond Projects by City.....	239
Table 13 – 2018 Bond Election Projected Sales by Year	241
Table 14 – Operating Impact by Project Type	244
Table 15 – Operating Impact by Fund	244
Figure 20 –Sample Project Detail Page from Capital Improvement Book	245
Table 16 – Budgeted Revenues and Expenditures by Bond/Tax Note Series	246
Table 17 – FY 2023 Budgeted Revenues and Expenditures	247
Figure 21 – Capital Projects Quick Facts	248
Table 18 – Project Summaries	249



COLLIN COUNTY

Budget & Finance Office
2300 Bloomdale Rd.
Suite 4100
McKinney, Texas 75071
www.collincountytx.gov

December 9, 2022

Honorable Judge and Commissioners:

I am pleased to present the FY 2023 Adopted Budget for Collin County. This budget is submitted in accordance with all statutory requirements while lowering the tax rate and maintaining the homestead exemption. The FY 2023 Adopted Budget follows the 5-Year Plan as presented to the Commissioners Court. Collin County continues to focus on priority services, while still reducing the tax rate. The FY 2023 Adopted Budget reduces the tax rate, providing no tax rate increase for the 30th consecutive year, and maintaining the homestead exemption for the 15th year.

The certified roll adjusted taxable values were up 17.3% or \$28.7 billion, of which 3.8% or \$6.3 billion was for new construction while the remainder was increases in existing properties. This is better than our projections. The prior year Collin County experienced a 7.1% or \$11.0 billion increase with 3.2% or \$5.0 billion for new construction. While this year's growth is good news, conservative assumptions continue for future planning purposes.

The Total Adopted Combined Budget (excluding bond funds) is \$434.8 million. This total includes the Operating Funds (General, Road & Bridge, and Permanent Improvement Funds) \$281.9 million, Debt Service Funds (\$84.7 million) as well as all other funds (Healthcare, Insurance, Collin County Toll Road Authority, etc.) \$68.2 million. Funds utilizing property tax revenue are the General Fund (\$253.1 million), Permanent Improvement Fund (\$2.1 million), and Debt Service Fund (\$84.7 million).

Budget highlights include:

- Reducing the tax rate by \$0.015644 to \$0.152443 per \$100 of valuation, marking the 30th consecutive year without a tax rate increase. The total tax rate was reduced to maintain the same property tax payment as last year for the average homeowner in Collin County with a homestead exemption. This rate is higher than the No New Revenue Rate by \$0.002753.
- Maintaining a homestead exemption of 5% with a \$5,000 minimum for the 15th year.
- Personnel salary increases of 3% to be distributed through Pay-for-Performance on October 1st. Market movement and wage compression adjustments will occur in January.
- A net increase to personnel of 16.5 FTEs. Departments with increases were HR, District Clerk-Admin, District Court-Shared, Tax Assessor, Sheriff's Office-Admin, Sheriff's Office Dispatch, Fire Marshal, Juvenile Probation, and WIC Program.

Awards and Acknowledgements

The Government Finance Officers Association of the United States and Canada (GFOA) presented the Distinguished Budget Presentation Award to Collin County, Texas for its Annual Budget for the fiscal year beginning October 1, 2021. In order to receive this award, a governmental unit must publish a budget document that meets program criteria as a policy document, as a financial plan, as an operational guide, and as a communications device.

This award is valid for a period of one year only. We believe our current budget continues to conform to program requirements, and we are submitting it to GFOA to determine its eligibility for another award.


The Adopted FY 2023 Budget addresses the many needs of the County while reducing the tax rate. I look forward to working with you to ensure the budget represents the service level you and the citizens of Collin County expect.

Respectfully Submitted,



Mónica Arris
Budget and Finance Director

COUNTY OF COLLIN



MISSION & VISION STATEMENT

Mission

The mission of Collin County is to deliver services including justice, public safety, infrastructure, and public health as mandated by the State of Texas and to execute other priorities as determined by the Commissioners Court.

Vision

Collin County carries out our mission by delivering timely, high quality state mandated services in the most cost effective and innovative manner possible. We strive for excellence from our employees and outstanding value for our citizens. We encourage citizen involvement and will maintain the family oriented quality of life we enjoy while preserving our rich heritage.

By maintaining low taxes and a strong tax base, Collin County is committed to high quality growth to attract successful businesses that provide excellent career opportunities for our citizens.

Collin County strives for financial stability, transparency, efficiency and effectiveness. We initiate discretionary projects after determining their value to our citizens.

Goals



GOAL 1 – MAINTAIN FINANCIAL HEALTH

By maintaining assets, identifying new sources of funding, encouraging creativity, and recognizing excellence.



GOAL 2 – EFFICIENT AND OPEN GOVERNMENT

To maintain public trust through responsible use of public resources, accountability, and openness of government while managing all county resources to anticipate and respond effectively and efficiently to the growing needs of Collin County.



GOAL 3 – HEALTH AND SAFETY

Provide a safer community by promoting leadership, innovation and implementation of technology in public safety, emergency management and codes compliance to protect and serve the county residents, visitors, businesses and historic assets.

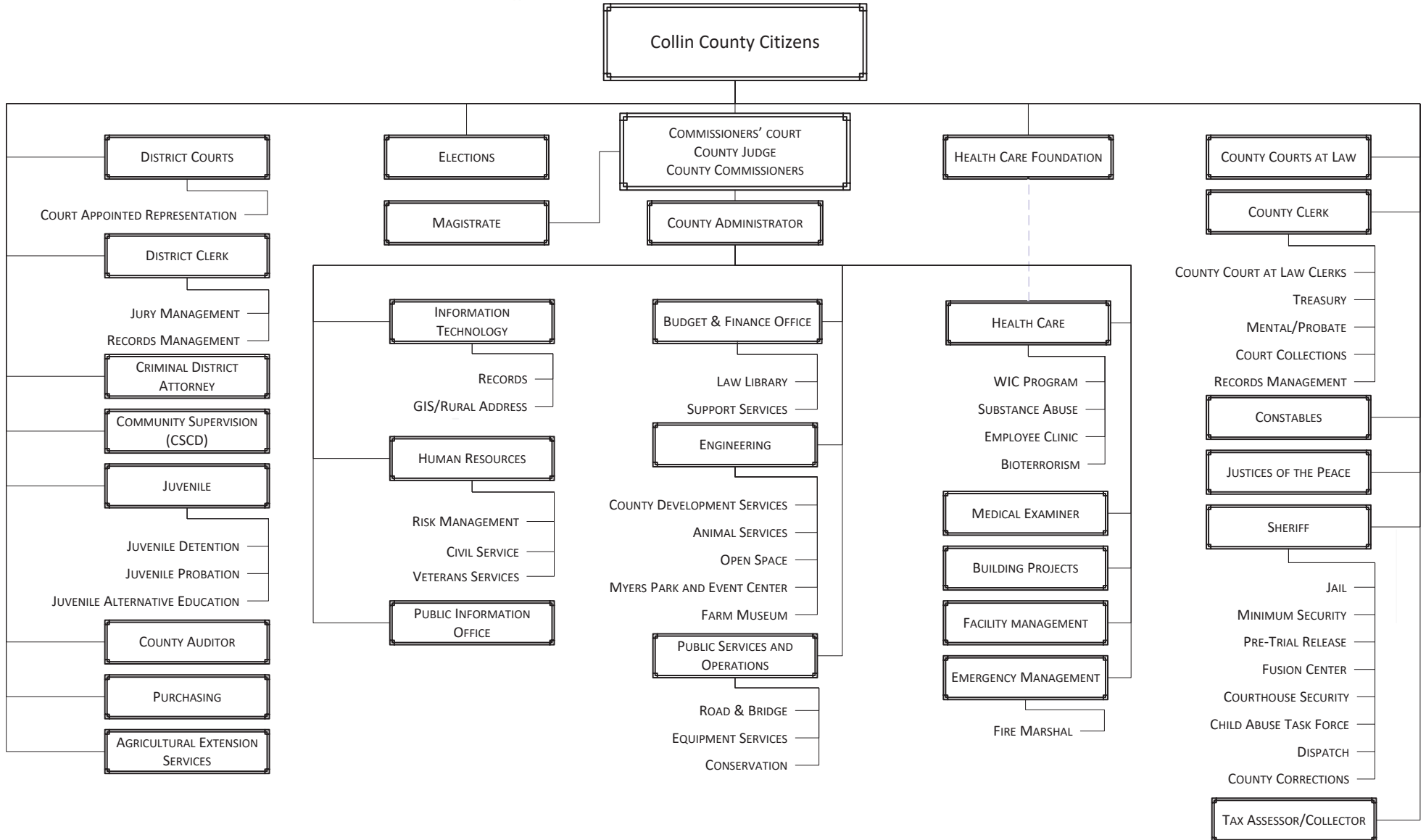


GOAL 4 – MOBILITY AND TRANSPORTATION

Provide transportation planning studies and right of way acquisitions to leverage funding from the state and federal governments that will advance projects desired by the County.

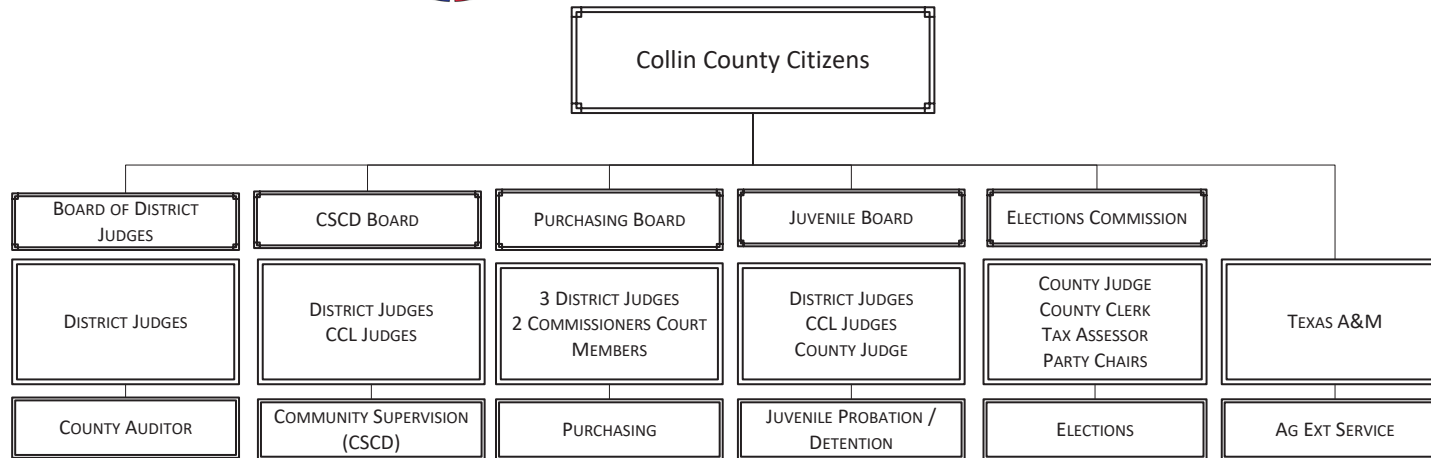


Collin County Organizational Chart





Collin County Organizational Chart



County Auditor: Per Section 84.002 of the Local Government Code, in a county with a population of 10,200 or more, the district judges shall appoint a county auditor. The term of office of a county auditor is two years. By law, the County Auditor, has oversight of all financial books and records of all officers of the County and is charged with administering the budget.

Community Supervision (CSCD): Defined by Local Government Code 140.003 as a specialized local entity, the Collin County Community Supervision Department is locally administered at the county level and is regulated by state law. The Director of CSCD reports to the Board of District Judges which consists of District Judges and County Court Judges. The Board of District Judges is responsible for approving the department’s budget.

Elections: Per Section 31.032 of the Texas Election Code, the position of county elections administrator is filled by appointment of the county election commission, which consists of the county judge, the county clerk, the county tax assessor-collector and the county chair of each political party. The duties of the Elections Administrator are to facilitate voter registration and conduct elections.

Juvenile Probation/Detention: The Juvenile Services Department is defined by Local Government Code 140.003 as a specialized local entity. The Collin County Juvenile Services Department is locally administered at the county level and is regulated by state law. The Director of Juvenile Services is appointed and reports to the Juvenile Board which consists of District Judges, County Court Judges, and the County Judge. The Juvenile Board is responsible for approving the department’s budget.

Purchasing: The Purchasing Department is defined by Local Government Code 140.003 as a specialized local entity. In accordance with state statutes, the Purchasing Department is charged with the contracting and purchasing of supplies, materials, and equipment for county use. The Purchasing Agent is appointed and reports to a Purchasing Board which consists of three District Judges and two County Commissioners. The Purchasing Board is responsible for approving the department’s budget.

Texas A&M AgriLife Extension Services: Is a statewide educational agency and is a partnership between Collin County Commissioners’ Court, the Texas A&M University System and the United States Department of Agriculture. This service teaches people how to improve agriculture and food production, advance health practices, protect the environment, and enrich youth.

COUNTY OF COLLIN

Elected Officials

Commissioners Court

Chris Hill, County Judge
Susan Fletcher, Commissioner Pct. 1
Cheryl Williams, Commissioner Pct. 2
Darrell Hale, Commissioner, Pct. 3
Duncan Webb, Commissioner, Pct. 4

Constables

Shane Williams, Pct. 1
Gary Edwards, Pct. 2
Sammy Knapp, Pct. 3
Joe Wright, Pct. 4

County Clerk

Stacey Kemp

County Court-at-Law Judges

Corinne Mason, CCL 1
Barnett Walker, CCL 2
Lance S. Baxter, CCL 3
David Rippel, CCL 4
Dan Wilson, CCL 5
Jay A. Bender, CCL 6
David Waddill, CCL 7
Weldon Copeland, CC Probate

District Attorney

Greg Willis

District Clerk

Lynne Finley

District Judges

Angela Tucker, 199th District Court
Jennifer Edgeworth, 219th District Court
John Roach, Jr., 296th District Court
Tom Nowak, 366th District Court
Benjamin N. Smith, 380th District Court
George B. Flint, 401st District Court
Andrea Thompson, 416th District Court
Cynthia Wheless, 417th District Court
Jill Renfro Willis, 429th District Court
Lindsey Wynne, 468th District Court
Piper McCraw, 469th District Court
Emily Miskel, 470th District Court
Andrea K. Bouressa, 471st District Court

Justice of the Peace

Paul Raleeh, Pct. 1
Jerry Shaffer, Pct. 2
Mike Missildine, Pct. 3
Warren M. Yarbrough, Pct. 4

Sheriff

James Skinner

Tax Assessor / Collector

Kenneth Maun

Appointed Officials / Department Heads

Caren Skipworth, Chief Information Officer
Linda Riggs, County Auditor
Bill Bilyeu, County Administrator
Mónika Arris, Director of Budget & Finance
Bill Burke, Director of Building Projects
Yoon Kim, Director of CSCD
Clarence Daugherty, Director of Engineering
Rick Monk, Director of Facilities
Cynthia Jacobson, Director of Human Resources
Hiram Hadnot, Director of Juvenile Services
Jon Kleinheksel, Director of Public Services & Operations
Bruce Sherbet, Elections Administrator
Candy Blair, Health Care Administrator
Jason Browning, Emergency Manager / Fire Marshal
Dr. William B. Rohr, Medical Examiner
Michelle Charnoski, Purchasing Agent
Lisa Bronchetti, Magistrate Judge

A city street scene at dusk. In the background, a tall glass skyscraper has the 'Liberty Mutual' logo and name on its upper floors. The foreground shows a street with cars, including a dark sedan and a white car, and a sidewalk with many pedestrians walking. The sky is a deep blue. Two white horizontal lines are positioned above and below the main text.

EXECUTIVE SUMMARY

Executive Summary

FY 2023 Adopted Budget

Overview

The Adopted Budget for FY 2023 continues to hold to the established principles in Collin County of conservative fiscal planning with county priorities of judicial improvements and transportation. Commissioners Court adopted a budget that reduces the tax rate to \$0.1524430 per \$100 valuation for the citizens of Collin County.

The changes from the FY 2023 Proposed Budget to the FY 2023 Adopted Budget were:

- Elections Administrator one-time payment with benefits \$10,182
- Non-Departmental Contingency Position for an Open Records Technician \$76,803
- Reduction of Court Appointed Attorney to fund Open Records Technician -\$76,803
- Build-out of office space in the Administration Building for newly elected U.S. House Representative \$200,000

Total impact to Adopted Budget \$210,182

Collin County is still showing a large population increase of 36.06% since the 2010 census. The county is now the 6th most populous county in Texas with a population of just over 1 million. Collin County is ranked 9th of the top counties in the U.S. in numeric growth between 2010 and 2019. In addition to the challenge of tremendous population growth, the county is also faced with the continued funding of programs mandated by the State of Texas. The Adopted Budget represents strategies that bring recurring expenditures in line with revenues while continuing to provide a high level of services to constituents.

The Adopted Budget also provides for targeted initiatives in Commissioners Court priority areas. These initiatives are included in the Adopted Budget without the need for an increase in the overall property tax rate for the thirtieth consecutive year.

Goals



GOAL 1 – MAINTAIN FINANCIAL HEALTH

By maintaining assets, identifying new sources of funding, encouraging creativity, and recognizing excellence.

Objectives:

- Align revenue and expense growth
- Allocate proper funding for maintenance of County assets

- Provide transparent and accountable financial management
- Create a comprehensive and long-term approach for operational costs and capital improvements that meet the public's expectations and preserve the county's strong financial position
- Continue active pursuit of Federal/State/Private reimbursements and grant opportunities
- Maintain a fund balance of 180 days
- Maintain AAA/Aaa bond rating

All departments are required to operate in a fiscally responsible manner. Recognizing that the provision of services costs money, we still strive to make each dollar produce the most service. The budget works to reward those programs that operate most efficiently while encouraging all to hone their operations to produce the most efficient result.

The General Fund Balance is projected to be \$185.9 million (or 267 days of fund balance) after reserves. Collin County has been able to keep an excess of 180 days due to the continued increase of net taxable property valuations, 17.0% increase in 2022, and conservative budgeting while continuing to reduce the tax rate. Maintaining a minimum of 180 days of fund balance ensures the County has funds in case of an emergency such as a natural disaster, while ensuring we are fiscally prudent with tax payers' dollars.

In the financial marketplace, the highest level of scrutiny is reserved for those organizations that seek to borrow money. Collin County's process for borrowing money in the financial markets takes the form of a bond sale. Each bond sale is subjected to a rating of the county's economic stability, management practices, and financial prospects by independent rating agencies. Of the 254 counties in Texas, Collin County is one of seven Texas counties to receive an AAA/Aaa rating from Standard & Poor's rating agency and Moody's bond rating service, respectively. Both ratings are the highest possible rankings available, and were most recently affirmed in the spring of 2022.

Effective and efficient use of resources is necessary to achieve the goals and objectives of the county. Collin County participates in a variety of mandatory and voluntary programs to help maintain the quality of its financial management practices by ensuring openness and accountability for public resources. Through the Government Finance Officers Association, Collin County has been awarded the Certificate of Achievement for Excellence in Financial Reporting each year since 1978, and the Distinguished Budget Presentation Award each year since 2005.



GOAL 2 – EFFICIENT AND OPEN GOVERNMENT

To maintain public trust through responsible use of public resources, accountability, and openness of government while managing all county resources to anticipate and respond effectively and efficiently to the growing needs of Collin County.

Objectives:

- Enable data-driven decision making
- Utilize information technology to improve efficiency and effectiveness
- Evaluate/Assess current business processes
- Continue to evaluate and plan for efficient use of all County buildings
- Adopt and use technology to improve service delivery, streamline processes, and improve access to information
- Fund technology efforts to reach and provide service to all people we serve

One of Collin County's primary goals is to meet residents' current needs while continuing to plan for the future needs. Planning for the future ensures that the county will continue to make wise long-term decisions related to its facilities and infrastructure.

The Budget and Construction Projects Departments were tasked with performing a space study to determine the personnel increases for the next 5 and 10 year periods, then using that information to determine the buildings and departments that might have problems accommodating those personnel increases. The study is broken out into four sections: Departments with future space shortages per Budget Office projected staffing, Departments with future space shortages per their projected staffing, Buildings with space issues in the next 10 years, and buildings with shell space available. This plan provides a detailed road map to help guide a current and future county leadership plan, acquire and build facilities to meet the needs of its citizens which include facilities that are 1) accessible and convenient to the general public; 2) safe and efficient for the employees of the county; and 3) sustainable, energy efficient, with low maintenance and operational costs.

Priorities are continuously reassessed to ensure that the county is committing its resources to the services, programs and projects that are most important and most effective in meeting its responsibilities. County government is an essential part of society, and Collin County is doing what it needs to do to adapt to the challenges it faces now and into the future.



GOAL 3 – HEALTH AND SAFETY

Provide a safer community by promoting leadership, innovation and implementation of technology in public safety, emergency management and codes compliance to protect and serve the county residents, visitors, businesses and historic assets.

Objectives:

- Provide citizens of Collin County with efficient and effective animal control/shelter services.
- Maintain GIS maps to be compliant with 911.
- Continue to enhance the protection of lives and property of citizens from emergencies and disasters by coordinating emergency preparedness, mitigation, response and recovery efforts.
- Continue to provide Indigent Medical, STD/HIV Clinic, Substance Abuse Program, Tuberculosis Clinic, WIC (Women, Infants and Children) programs.
- Provide pretrial services thereby offering the Courts an alternative to the incarceration and providing risk assessment information for more informed release decisions resulting in a safer community.
- Continue to effectively provide support, advocacy and information to the victims and witnesses of crime throughout Collin County by providing the required services as specified in the guidelines outlined by the Department of Criminal Justice System.

Collin County established the Healthcare Foundation to provide indigent healthcare for Collin County residents. Collin County helps fund non-profit health care providers and clinics throughout the area that offer various health care needs from visual screenings for kids to prescription assistance to medical help for seniors, and more. The Indigent Program provides health care services to qualified indigent citizens of Collin County. The County offers a primary care services program that is a partnership between Collin County's Health Care Services and Prima Care Medical Centers. This program is an option for families who earn less than 100% of the federal poverty guidelines and need of primary or urgent care services. In addition, the County offers a STD/HIV Clinic, Substance Abuse Program, Tuberculosis Clinic, WIC (Women, Infants and Children) programs. Collin County also investigates and studies diseases and health conditions in Collin County through information reported to county physicians from hospitals, schools, the public, and other local, regional, and state health departments.



GOAL 4 – MOBILITY AND TRANSPORTATION

Provide transportation planning studies and right of way acquisitions to leverage funding from the state and federal governments that will advance projects desired by the County.

Objectives:

- Maintain mobility plans
- Build and maintain county roads
- Foster transportation mobility and accessibility
- Plan, prioritize, and commit to high priority capital improvements
- Develop strategies and collaborate on regional road planning

Collin County has been developing and updating Mobility Plans for well over 30 years. In addition to the US 75 freeway and the President George Bush Tollway, Dallas North Tollway and Sam Rayburn Tollway, the County, in 2000, began planning for an Outer Loop to provide adequate mobility in the northern and eastern parts of the County. Based on projections and comparisons to the freeway network and populations in Dallas and Tarrant Counties, the Collin County Commissioners Court in 2016 determined that the Mobility Plan was not adequate and that additional freeways would be needed.

The process for development of new freeways is a very lengthy effort. The process involves the Texas Department of Transportation (TxDOT), the Federal Highway Administration, the North Texas Metropolitan Planning Organization, Collin County and affected cities. Although funding should eventually be available to TxDOT for these projects, the Commissioners Courts wants to expedite the development to these freeways as much as possible.

On November 6, 2018 Collin County called a bond election for transportation and open space projects. Proposition A in the amount of \$600 million is for non-tolled high speed highways and freeways and related service and frontage roads including participation in joint county-state and county-city projects. Proposition B in the amount of \$140 million is for construction of thoroughfares including participate in joint county-state and county-city projects.

The county continues its efforts at maintaining and developing its infrastructure, particularly 720 miles of county roads, non-tolled high speed highways and freeways.

Budget Impact

The budget was built with the Commissioners Court priorities as well as conservative fiscal planning as the primary guidance building the FY 2023 Adopted Budget. The Total Adopted Combined Budget (excluding bond funds) is \$434.8 million. This total includes the Operating Funds (General, Road & Bridge, and Permanent Improvement Funds \$281.9 million), Debt Service

Funds (\$84.7 million) as well as all other funds (Grant, Insurance, etc. \$68.2 million). The General Fund budget accounts for the largest portion of the Adopted Budget with \$253.1 million.

Included in the budget are personnel salary increases of 3% to be distributed through Pay-for-Performance. Market movement adjustments for the county are included and will occur in January. A net total of 16.5 FTEs were added. These positions include:

General Fund		
1	Talent Acquisition Coordinator	Human Resources
-1	Senior Project Manager	Information Technology
1	IT Program Manager	Information Technology
1	Deputy District Clerk II - Grand Jury	District Clerk
1	Deputy District Clerk II - 417 th District Court	District Clerk
1	Deputy Court Admin Assistant	District Court Shared
2	Court Reporter - CAC/Aux	District Court Shared
2	Title Specialist	Tax Assessor/Collector
2	New Prosecutor - Financial Crimes	District Attorney
-1	Felony Prosecutor	District Attorney
-2	Misdemeanor Prosecutor	District Attorney
1	Deputy Sheriff - DWI Unit	Sheriff's Office
1	Deputy Sheriff - Traffic Unit	Sheriff's Office
1	Criminal Justice Info Specialist - Records	Sheriff's Office
1	Open Records Tech - Records	Sheriff's Office
1	Lead Clerk - Records	Sheriff's Office
-1	Talent Acquisition Coordinator	Sheriff's Office
2	Dispatcher	Sheriff's Office
-1	Chief Deputy Constable	Constable Precinct 3
1	Deputy Constable II	Constable Precinct 3
1	Deputy Fire Marshal	Fire Marshal
1	Adolescent Counselor	Juvenile Probation
1	Compliance Officer	Juvenile Probation
-0.5	Tech I – Part-time	County Extension Service
15.5	General Fund Net Total	
WIC		
2	Senior Eligibility Clerks	WIC
-1	Secretary	WIC
1	WIC Net Total	

16.5 Net Total Position Add/Changes

Impact to the Tax Payer

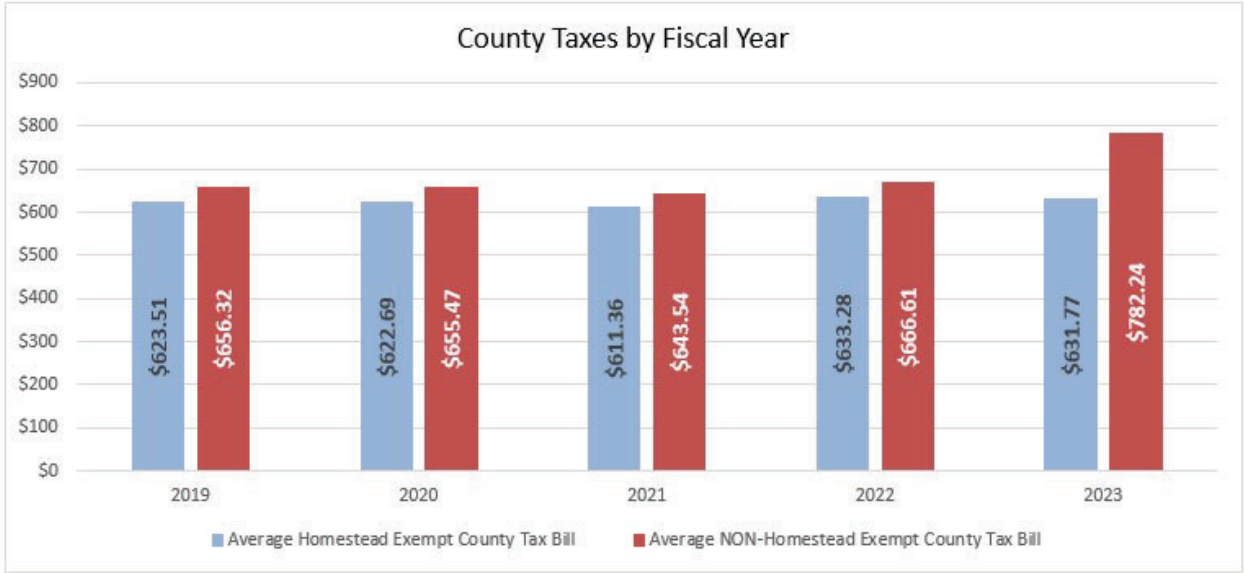
The Commissioners Court lowered the tax rate from \$0.168087 to \$0.152443, a reduction of \$0.015644, marking the 30th consecutive year with no tax rate increase while maintaining the homestead exemption of 5% with a \$5,000 minimum.

The No New Revenue Tax Rate enables the public to evaluate the relationship between property taxes for the prior year and for the current year based on a tax rate that would produce the same amount of property taxes to the county (no new revenues to the county) if applied to the same properties that are taxed in both years. This includes both residential and commercial properties. The Commissioners Court adopted a tax rate that maintains approximately the same property tax payment as the previous year for the average homeowner in Collin County with a homestead exemption. This rate is higher than the No New Revenue Rate by \$0.0022753, but lower than the previous year’s tax rate by \$0.015644.

The average value of a home last year was \$396,584. Based on last year’s tax rate of \$0.168087 per \$100 taxable value (and the 5% homestead exemption), the amount of taxes imposed last year on the average homeowner with a homestead exemption was \$633.28.

The average home value of a home this year is \$513,136. According to the Collin Central Appraisal District, this is a 29.4% increase from the prior year’s average value. Residential properties with a homestead exemption are capped at 10% growth over the prior year taxable value. Because of this, and based on the adopted tax rate of \$0.152443 per \$100 taxable value (and the 5% homestead exemption), the amount of taxes imposed this year on the average home would be \$631.77. The average homeowner with a homestead exemption will be paying \$1.51 less per year in county property taxes.

Figure 1 – Property Taxes by Fiscal Year



Economic Outlook

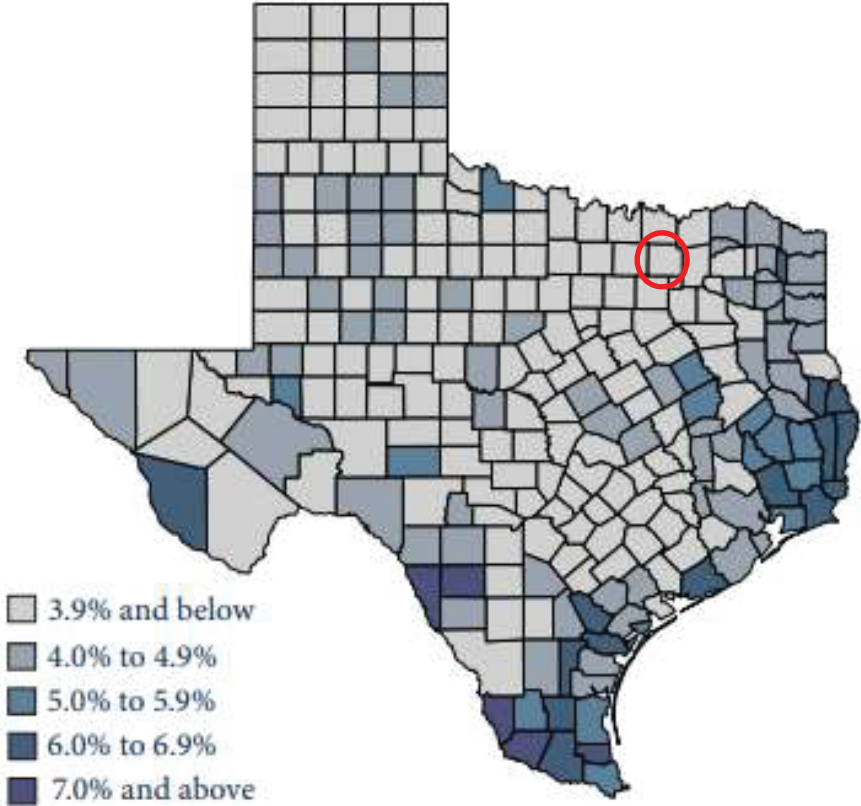
The economic base of Collin County consists of various manufacturing, computer technology, electronics, finance/insurance, construction, and agriculture. Major industries with headquarters or divisions located within the County include telecommunication, computer technology, electronics, retail, the food industry, automobile and insurance institutions. Collin County’s economy continues to outperform the state and national economies in spite of the recent struggles with the national economy. New employers continue to seek out the high quality of life in Collin County every day.

Table 1 - Unemployment Rates

	September 2022	September 2021	September 2020	September 2019	September 2018	September 2017
Collin County	3.4%	4.2%	6.5%	3.0%	3.2%	3.0%
State of Texas	4.0%	5.6%	8.3%	3.5%	3.7%	4.1%
United States	3.5%	4.8%	7.9%	3.5%	3.7%	4.2%

Source: Texas Labor Market Review October 2022 – Texas Workforce Commission

Figure 2 – Unemployment Rates by County



Source: Texas Labor Market Review October 2022 – Texas Workforce Commission

Other indicators of future economic performance can be observed by the Gross Domestic Product (GDP) output. The Gross Domestic Product (GDP) is defined by the Department of Commerce as the measurement of all goods and services produced by workers and capital located within the United States, regardless of ownership. Real GDP increased at an annual rate of 2.6% in the third quarter of 2022, following a decrease of 0.6 percent in the second quarter. The increase in the third quarter primarily reflected increases in exports and consumer spending that were partly offset by a decrease in housing investment.

Appraised adjusted taxable values in Collin County have increased 17.3% from 2021 to 2022. Because ad valorem taxes account for over 86% of the General Fund revenue (excluding reserves) for the County, new real estate construction is a vital component of the County's ability to respond to demands for increasing services. Of the 17.3% increase in adjusted appraised value, 3.8% is from new construction. The other 13.5% is from increased appraisals on existing properties. Collin County has a long record of minimizing the burden County government places on its citizens. Despite the financial challenges faced by the County, the Adopted Budget does not increase the County's tax rate for the thirtieth straight year and maintains the County's homestead exemption for the fifteenth year.

Multi-Year Forecast

The County uses a Five-Year planning analysis to inform the Commissioners Court and the community of the short and long-term effects of budgetary decisions as well as economic pressures. The funds included in the Five-Year Plan are the funds receiving tax dollars. This includes the General Fund, Road & Bridge Fund, Permanent Improvement Fund, and the Healthcare Foundation Fund. Other funds receive special revenues with restrictions on spending. Projects in those funds are limited to the revenues they receive.

The Five-Year Plan funding analysis includes the following assumptions:

- Conservative growth rate of 4.5% in taxable property values for next two years and growing 3.0% each year thereafter
- An average of 2.6% growth on other areas of revenue sources
- Opening of two pods in the new Jail Cluster in FY 2024
- Adding expenditures for potential judicial expenses in FY 2026 and FY 2027
- Vehicle refresh is budgeted annually in the General Fund and the Road & Bridge Fund. Plan includes continued funding of annual budget for scheduled replacement vehicles
- Additional funding needed to maintain a 120-180 day fund balance in Healthcare Foundation Fund
- Assumption of expenses to cover the rising cost of employee medical insurance
- Sale of the remaining \$101 million in voter approved bonds while keeping the County's debt service tax rate below \$0.055
- No increase to the tax rate over the next 5 years

Collin County
GENERAL FUND (0001)
FY 2023 - FY 2028

The general operating fund of the County. The General Fund is used to account for all financial resources except those required to be accounted for in another fund. Primary expenditures are for general administration, public safety, and judicial, state prosecution, and capital outlay.

	FY 2019 ACTUAL	FY 2020 ACTUAL	FY 2021 ACTUAL	FY 2022 ACTUAL	FY 2023 ADOPTED	FY 2024 PROJECTED	FY 2025 PROJECTED	FY 2026 PROJECTED	FY 2027 PROJECTED	FY 2028 PROJECTED
BEGINNING BALANCE	\$ 240,780,783	\$ 240,658,110	\$ 258,296,660	\$ 284,785,399	\$ 273,683,993	\$ 258,892,817	\$ 242,234,745	\$ 241,102,992	\$ 236,729,314	\$ 229,174,000
REVENUE										
TAXES	\$ 175,073,968	\$ 179,549,060	\$ 186,257,463	\$ 191,236,846	\$ 206,544,567	\$ 215,001,617	\$ 224,670,984	\$ 231,404,377	\$ 238,341,877	\$ 245,487,433
FEES/CHARGES FOR SERVICES	20,359,865	20,576,413	23,024,913	23,311,060	21,269,030	21,907,101	22,564,314	23,241,243	23,938,481	24,656,635
FINES	1,281,079	1,202,935	1,066,906	1,260,580	1,135,000	1,135,000	1,135,000	1,135,000	1,135,000	1,135,000
INSURANCE/EMPLOYEE BENEFIT	50,932	37,795	25,372	14,489	-	-	-	-	-	-
INTERGOVERNMENTAL REV	8,814,310	6,307,735	6,942,038	8,327,183	6,451,000	6,644,530	6,843,866	7,049,182	7,260,657	7,478,477
INVESTMENT REVENUES	9,632,817	5,046,992	679,589	(2,052,432)	2,091,550	2,133,381	2,176,049	2,219,570	2,263,961	2,309,240
LICENSE & PERMITS	588,237	592,050	766,451	719,103	651,000	683,550	717,728	753,614	791,295	830,859
OTHER REVENUE	605,287	2,180,733	694,723	1,041,732	206,800	206,800	206,800	206,800	206,800	206,800
TOTAL REVENUES	\$ 216,406,495	\$ 215,493,713	\$ 219,457,456	\$ 223,858,560	\$ 238,348,947	\$ 247,711,979	\$ 258,314,740	\$ 266,009,786	\$ 273,938,071	\$ 282,104,445
OTHER FINANCING SOURCES	\$ 6,239	\$ 3,924	\$ 63,288	\$ 11,755	\$ -	\$ -	\$ -	\$ -	\$ -	\$ -
TOTAL RESOURCES	\$ 457,193,517	\$ 456,155,746	\$ 477,817,403	\$ 508,655,714	\$ 512,032,940	\$ 506,604,795	\$ 500,549,485	\$ 507,112,777	\$ 510,667,384	\$ 511,278,445
EXPENDITURES										
SALARY & BENEFITS	\$ 127,753,467	\$ 114,598,795	\$ 125,149,701	\$ 144,214,301	\$ 159,496,934	\$ 167,471,781	\$ 177,903,370	\$ 186,798,538	\$ 197,146,465	\$ 208,242,788
TRAINING & TRAVEL	1,060,113	507,048	689,730	811,230	1,557,991	1,565,781	1,573,610	1,581,478	1,589,385	1,597,332
MAINTENANCE & OPERATIONS	55,126,173	52,892,054	57,277,292	66,809,899	71,790,272	72,364,594	73,145,111	74,093,988	74,716,980	75,344,956
CAPITAL OUTLAY	4,591,079	5,910,066	4,257,139	4,741,332	2,047,420	2,067,894	2,088,573	2,109,459	2,130,553	2,151,859
TCDRS One-Time Payment	-	17,074,902	-	14,500,000	14,591,176	-	-	-	-	-
TCDRS COLA One-Time Payment	1,160,641	-	-	-	-	-	-	-	-	-
Large One-Time Road Expenditure	22,743,611	3,052,993	254,901	44,576	-	-	-	-	-	-
Other One-Time Expenditure	1,827,304	1,580,622	2,245,195	1,452,643	-	-	-	-	-	-
SUB-TOTAL EXPENDITURES	\$ 214,262,388	\$ 195,616,480	\$ 189,873,957	\$ 232,573,981	\$ 249,483,793	\$ 243,470,050	\$ 254,710,664	\$ 264,583,463	\$ 275,583,384	\$ 287,336,936
TRANSFERS	\$ 2,273,020	\$ 2,242,607	\$ 3,158,047	\$ 2,397,740	\$ 3,656,330	\$ 3,660,000	\$ 4,250,000	\$ 4,460,000	\$ 4,650,000	\$ 4,770,000
TOTAL EXPENDITURES W/TRANSFERS	\$ 216,535,407	\$ 197,859,087	\$ 193,032,005	\$ 234,971,721	\$ 253,140,123	\$ 247,130,050	\$ 258,960,664	\$ 269,043,463	\$ 280,233,384	\$ 292,106,936
NEW RECURRING PERSONNEL						\$ 1,960,000	\$ -	\$ 960,000	\$ 1,180,000	\$ -
NEW RECURRING M&O						200,000	360,830	30,000	30,000	-
NEW ONE-TIME M&O						80,000	-	350,000	50,000	-
NEW ONE-TIME CAPITAL						15,000,000	125,000	-	-	-
TOTAL APPROPRIATIONS	\$ 216,535,407	\$ 197,859,087	\$ 193,032,005	\$ 234,971,721	\$ 253,140,123	\$ 264,370,050	\$ 259,446,494	\$ 270,383,463	\$ 281,493,384	\$ 292,106,936
ENDING BALANCE	\$ 240,658,110	\$ 258,296,660	\$ 284,785,399	\$ 273,683,993	\$ 258,892,817	\$ 242,234,745	\$ 241,102,992	\$ 236,729,314	\$ 229,174,000	\$ 219,171,509
RESERVED-OUTER LOOP	\$ 45,502,304	\$ 45,767,874	\$ 45,767,874	\$ 45,767,874	\$ 45,776,249	\$ 45,776,249	\$ 45,776,249	\$ 45,776,249	\$ 45,776,249	\$ 45,776,249
RESERVED	\$ -	\$ -	\$ 24,212,150	\$ 24,212,150	\$ 17,912,860	\$ 17,912,860	\$ 17,912,860	\$ 17,912,860	\$ 17,912,860	\$ 17,912,860
COM-CAPITAL MURDER	2,000,000	2,000,000	2,000,000	2,000,000	2,000,000	2,000,000	2,000,000	2,000,000	2,000,000	2,000,000
COM-SPECIAL ELECTIONS	200,000	200,000	200,000	200,000	200,000	200,000	200,000	200,000	200,000	200,000
COM-UTILITIES	500,000	500,000	500,000	500,000	500,000	500,000	500,000	500,000	500,000	500,000
COM-LARS PROJECTS	6,000,000	6,000,000	6,000,000	6,000,000	6,000,000	6,000,000	6,000,000	6,000,000	6,000,000	6,000,000
COM-SURETY BD DIST-CNTY CLERK	-	-	-	600,000	600,000	600,000	600,000	600,000	600,000	600,000
TOTAL RESERVES	\$ 54,202,304	\$ 54,467,874	\$ 78,680,024	\$ 79,280,024	\$ 72,989,109	\$ 72,989,109	\$ 72,989,109	\$ 72,989,109	\$ 72,989,109	\$ 72,989,109
FUND BALANCE AFTER RESERVES	\$ 186,455,806	\$ 203,828,786	\$ 206,105,375	\$ 194,403,969	\$ 185,903,707	\$ 169,245,636	\$ 168,113,882	\$ 163,740,204	\$ 156,184,891	\$ 146,182,400

General Fund 5-Year Forecast Model Assumptions

Long-term Collin County General Fund Goals: (1) To maintain the current tax rate or adopt the No-New-Revenue Tax Rate or as close to the No-New-Revenue Tax Rate as possible while (a) maintaining the ability to sell Transportation and Parks & Open Space Bonds in the future, and (b) to absorb the Health Care Trust expenditures; (2) To maintain the County's AAA bond rating; (3) Maintain 180 days or more of fund balance. The County does plan on going above the No-New-Revenue Tax Rate, but not the current tax rate, with the opening of the jail expansion due anticipated increased expenditures for new personnel, increased utilities and maintenance in FY 2024 and with the addition of potential judicial expenses in FY 2026 and FY 2027.

Property Taxes: The County is showing continued growth. The certified roll was up 17.3% over last year. This is much higher than anticipated. The prior year Collin County experienced a 7.1% increase. Residential properties with a homestead exemption are capped at a maximum of 10% growth in taxable value per statute. If values remain static, the County will still see an increase in taxable value on these homes as they catchup to this year's market value. With that said, the Commissioners Court maintains a conservative outlook for the future. The above model uses a growth of 4.5% for 2024 and 2025 and 3% each year thereafter for the increase in taxable value. The General Fund will receive \$0.107120 of the \$0.152443 tax rate in FY 2023, a decrease of \$0.008387, or -7.3%, from FY 2022.

Collin County
GENERAL FUND (0001)
FY 2023 - FY 2028

Future Planned Large Expenditures:

FY 2023 - Opening of two Pods in the new Jail Cluster as well as price increases for New Facilities currently under construction.

FY 2024 - Adding Utilities/Maintenance for new Jail Cluster

FY 2025 - Refresh of Light bars on Law Enforcement Vehicles

FY 2026 and FY 2027 - Potential judicial system expenses

Transfers:

Increase of transfer to Healthcare Fund annually to maintain 180 days

Increase of transfer to Employee Medical Fund annually to return fund balance to \$4 million

Other Expenditures of note:

Technology refresh is budgeted annually in the General Fund. This includes servers, computers, printers, scanners, etc.

Vehicle refresh is budgeted annually in the General Fund. This includes Sheriff, Constable, ground maintenance and general county vehicles.

Collin County
ROAD AND BRIDGE FUND (1010)
FY 2023 - FY 2028

The primary fund used to account for activities affecting County-owned roads, including right-of-way acquisitions, construction, operations, and maintenance.

	FY 2019 ACTUAL	FY 2020 ACTUAL	FY 2021 ACTUAL	FY 2022 ACTUAL	FY 2023 ADOPTED	FY 2024 PROJECTED	FY 2025 PROJECTED	FY 2026 PROJECTED	FY 2027 PROJECTED	FY 2028 PROJECTED
BEGINNING BALANCE	\$ 50,977,933	\$ 58,060,515	\$ 58,408,257	\$ 66,787,898	\$ 73,474,091	\$ 71,379,464	\$ 69,207,279	\$ 67,018,360	\$ 65,698,890	\$ 64,660,422
REVENUE										
TAXES	\$ -	\$ -	\$ -	\$ -	\$ -	\$ -	\$ -	\$ -	\$ -	\$ -
FEES/CHARGES FOR SERVICES	21,057,105	20,897,174	23,144,433	24,570,072	22,920,400	23,608,012	24,316,252	25,045,740	25,797,112	26,571,025
FINES	1,248,245	947,558	1,246,463	885,081	992,000	992,000	992,000	992,000	992,000	992,000
INTERGOVERNMENTAL REV	-	-	2,189,853	-	-	-	-	-	-	-
INVESTMENT REVENUES	1,156,470	910,697	407,306	542,694	450,000	459,000	468,180	477,544	487,094	496,836
LICENSE & PERMITS	5,742	7,182	9,495	6,129	8,000	8,400	8,820	9,261	9,724	10,210
OTHER REVENUE	706,657	455,931	578,450	581,084	150,500	150,500	150,500	150,500	150,500	150,500
TOTAL REVENUES	\$ 24,174,220	\$ 23,218,542	\$ 27,576,000	\$ 26,585,060	\$ 24,520,900	\$ 25,217,912	\$ 25,935,752	\$ 26,675,045	\$ 27,436,431	\$ 28,220,572
OTHER FINANCING SOURCES	\$ -	\$ -	\$ -	\$ -	\$ -	\$ -	\$ -	\$ -	\$ -	\$ -
TOTAL RESOURCES	\$ 75,152,153	\$ 81,279,057	\$ 85,984,257	\$ 93,372,958	\$ 97,994,991	\$ 96,597,376	\$ 95,143,031	\$ 93,693,404	\$ 93,135,321	\$ 92,880,994
EXPENDITURES										
SALARY & BENEFITS	\$ 7,520,640	\$ 7,926,433	\$ 7,783,723	\$ 8,031,435	\$ 9,181,344	\$ 9,456,784	\$ 9,740,488	\$ 10,032,702	\$ 10,333,684	\$ 10,643,694
TRAINING & TRAVEL	22,715	11,898	6,394	16,781	42,319	42,531	42,743	42,957	43,172	43,388
MAINTENANCE & OPERATIONS	7,369,260	11,883,128	10,023,678	10,032,543	14,258,679	14,401,266	14,545,278	14,690,731	14,837,639	14,986,015
CAPITAL OUTLAY	2,179,023	3,049,340	1,382,563	1,818,108	3,133,185	3,164,517	3,196,162	3,228,124	3,260,405	3,293,009
SUB-TOTAL EXPENDITURES	\$ 17,091,638	\$ 22,870,800	\$ 19,196,359	\$ 19,898,867	\$ 26,615,527	\$ 27,065,098	\$ 27,524,672	\$ 27,994,514	\$ 28,474,899	\$ 28,966,106
TRANSFERS	\$ -	\$ -	\$ -	\$ -	\$ -	\$ -	\$ -	\$ -	\$ -	\$ -
TOTAL EXPENDITURES W/TRANSFERS	\$ 17,091,638	\$ 22,870,800	\$ 19,196,359	\$ 19,898,867	\$ 26,615,527	\$ 27,065,098	\$ 27,524,672	\$ 27,994,514	\$ 28,474,899	\$ 28,966,106
NEW RECURRING PERSONNEL										
NEW RECURRING M&O										
NEW ONE-TIME M&O						100,000				
NEW ONE-TIME CAPITAL						225,000	600,000			
TOTAL APPROPRIATIONS	\$ 17,091,638	\$ 22,870,800	\$ 19,196,359	\$ 19,898,867	\$ 26,615,527	\$ 27,390,098	\$ 28,124,672	\$ 27,994,514	\$ 28,474,899	\$ 28,966,106
ENDING BALANCE	\$ 58,060,515	\$ 58,408,257	\$ 66,787,898	\$ 73,474,091	\$ 71,379,464	\$ 69,207,279	\$ 67,018,360	\$ 65,698,890	\$ 64,660,422	\$ 63,914,888
303004 - COM-FUEL	\$ 500,000	\$ 500,000	\$ 500,000	\$ 500,000	\$ 500,000	\$ 500,000	\$ 500,000	\$ 500,000	\$ 500,000	\$ 500,000
303005 - COM-ROAD MATERIALS	500,000	500,000	500,000	500,000	500,000	500,000	500,000	500,000	500,000	500,000
TRAILS OF BLUE RIDGE	-	-	-	432,000	432,000	432,000	432,000	432,000	432,000	432,000
TOTAL RESERVES	\$ 1,000,000	\$ 1,000,000	\$ 1,000,000	\$ 1,432,000	\$ 1,432,000	\$ 1,432,000	\$ 1,432,000	\$ 1,432,000	\$ 1,432,000	\$ 1,432,000
FUND BALANCE AFTER RESERVES	\$ 57,060,515	\$ 57,408,257	\$ 65,787,898	\$ 72,042,091	\$ 69,947,464	\$ 67,775,279	\$ 65,586,360	\$ 64,266,890	\$ 63,228,422	\$ 62,482,888

Road & Bridge Fund 5-Year Forecast Model Assumptions

Long-term Collin County Road & Bridge Fund Goals: (1) To maintain all 732 miles of county roads; (2) To maintain all 112 County bridges; (3) To continue to convert all county rock/dirt roads to asphalt; (4) Maintain 180 or more days of fund balance.

Property Taxes: The vast majority of the revenues for the Road & Bridge fund is a fee paid with each vehicle registrations. There are approximately 75 new vehicle registrations per day. This continued increase has made this fund self sustainable without the need for tax dollars. The Road & Bridge Fund will not have property taxes for FY 2023 and aren't planned to be budgeted in the near future. This is a planned reduction in the Road & Bridge Fund tax rate to bring down the fund balance to 180 days and maintain the 180 day fund balance in the future.

Future Planned Large Expenditures:

FY 2024 - Replacement of Asphalt Paver, Outer Loop Road Maintenance

FY 2025 - Replacement of Full Depth Reclamation (FDR) Equipment

Other Expenditures of note:

In 2005, Collin County began a program to convert all rock/dirt roads to asphalt to reduce dust and to increase the useful life of the road. The program is geared to convert the roads at a rate of 50 miles per year. There are less than 50 miles remaining to be resurfaced.

All county road, drainage, and bridge maintenance is funded annually.

Vehicle refresh is budgeted annually in the Road & Bridge Fund. This includes Public Works and Road & Bridge vehicles.

Collin County
PERMANENT IMPROVEMENT FUND (0499)
FY 2023 - FY 2028

Fund used to account for property tax revenues and expenditures associated with permanent improvement projects.

	FY 2019 ACTUAL	FY 2020 ACTUAL	FY 2021 ACTUAL	FY 2022 ACTUAL	FY 2022 ACTUAL	FY 2023 ADOPTED	FY 2024 PROJECTED	FY 2025 PROJECTED	FY 2026 PROJECTED	FY 2027 PROJECTED	FY 2028 PROJECTED
BEGINNING BALANCE	\$ 26,843,546	\$ 23,994,417	\$ 24,414,310	\$ 24,293,701	\$ 24,293,701	\$ 18,654,487	\$ 18,673,827	\$ 18,716,568	\$ 18,791,787	\$ 18,857,961	\$ 18,912,264
REVENUE											
TAXES	\$ 366,539	\$ 2,141,782	\$ 1,400,582	\$ 2,199,296	\$ 2,199,296	\$ 2,027,640	\$ 2,952,741	\$ 3,087,719	\$ 3,184,686	\$ 3,282,461	\$ 3,383,234
FEES/CHARGES FOR SERVICES	-	-	-	-	-	-	-	-	-	-	-
FINES	-	-	-	-	-	-	-	-	-	-	-
INTERGOVERNMENTAL REV	-	-	-	-	-	-	-	-	-	-	-
INVESTMENT REVENUES	220,348	155,906	70,856	79,942	79,942	90,000	90,000	90,000	90,000	90,000	90,000
LICENSE & PERMITS	-	-	-	-	-	-	-	-	-	-	-
OTHER REVENUE	-	405	-	-	-	-	-	-	-	-	-
TOTAL REVENUES	\$ 586,886	\$ 2,298,094	\$ 1,471,438	\$ 2,279,238	\$ 2,279,238	\$ 2,117,640	\$ 3,042,741	\$ 3,177,719	\$ 3,274,686	\$ 3,372,461	\$ 3,473,234
TOTAL RESOURCES	\$ 27,430,432	\$ 26,292,510	\$ 25,885,748	\$ 26,572,939	\$ 26,572,939	\$ 20,772,127	\$ 21,716,568	\$ 21,894,287	\$ 22,066,473	\$ 22,230,422	\$ 22,385,498
EXPENDITURES											
SALARY & BENEFITS	\$ -	\$ -	\$ -	\$ -	\$ -	\$ -	\$ -	\$ -	\$ -	\$ -	\$ -
TRAINING & TRAVEL	-	-	-	-	-	-	-	-	-	-	-
MAINTENANCE & OPERATIONS	264,285	505,982	332,123	12,336	104,961	144,300	500,000	515,000	530,450	546,364	562,754
CAPITAL OUTLAY	3,171,730	1,372,218	1,259,924	1,559,022	7,813,491	1,954,000	2,500,000	2,587,500	2,678,063	2,771,795	2,868,808
SUB-TOTAL EXPENDITURES	\$ 3,436,015	\$ 1,878,200	\$ 1,592,046	\$ 1,571,358	\$ 7,918,452	\$ 2,098,300	\$ 3,000,000	\$ 3,102,500	\$ 3,208,513	\$ 3,318,158	\$ 3,431,562
TOTAL APPROPRIATIONS	\$ 3,436,015	\$ 1,878,200	\$ 1,592,046	\$ 1,571,358	\$ 7,918,452	\$ 2,098,300	\$ 3,000,000	\$ 3,102,500	\$ 3,208,513	\$ 3,318,158	\$ 3,431,562
ENDING BALANCE	\$ 23,994,417	\$ 24,414,310	\$ 24,293,701	\$ 25,001,582	\$ 18,654,487	\$ 18,673,827	\$ 18,716,568	\$ 18,791,787	\$ 18,857,961	\$ 18,912,264	\$ 18,953,936
RESERVED-OUTER LOOP	\$ 15,463,570	\$ 15,463,570	\$ 15,463,570	\$ 15,463,570	\$ 15,463,570	\$ 15,463,570	\$ 15,463,570	\$ 15,463,570	\$ 15,463,570	\$ 15,463,570	\$ 15,463,570
TOTAL RESERVES	\$ 15,463,570	\$ 15,463,570	\$ 15,463,570	\$ 15,463,570	\$ 15,463,570	\$ 15,463,570	\$ 15,463,570	\$ 15,463,570	\$ 15,463,570	\$ 15,463,570	\$ 15,463,570
FUND BALANCE AFTER RESERVES	\$ 8,530,847	\$ 8,950,740	\$ 8,830,131	\$ 9,538,012	\$ 3,190,917	\$ 3,210,257	\$ 3,252,998	\$ 3,328,217	\$ 3,394,391	\$ 3,448,694	\$ 3,490,366

Permanent Improvement Fund 5-Year Forecast Model Assumptions

Long-term Collin County Permanent Improvement Fund: To continue to repair, equip, and/or improve County buildings while not increasing the tax rate by adopt the No-New-Revenue Tax Rate or as close to the No-New-Revenue Tax Rate as possible.

Property Taxes: The County is showing continued growth. The certified roll was up 17.3% over last year. This is higher than anticipated. The prior year Collin County experienced a 7.1% increase. With that said, the Commissioners Court maintains a conservative outlook for the future. The above model uses a growth of 3% each year thereafter for the increase in taxable value. The Permanent Improvement Fund will receive \$0.001052 of the \$0.152443 tax rate in FY 2023, a decrease of \$0.000277 from FY 2023 with the intention of maintaining a minimum \$3.0 million dollar fund balance annually.

Other Expenditures of note:

Annual expenditures of approximately \$2 to \$4 million to repair, equip, and/or improve County buildings.

Collin County
HEALTHCARE FOUNDATION FUND (1040)
FY 2023 - FY 2028

Fund designated to account for the Healthcare Foundation which assumes the County's obligation to provide indigent healthcare for county residents.

	FY 2019 ACTUAL	FY 2020 ACTUAL	FY 2021 ACTUAL	FY 2022 ACTUAL	FY 2023 ADOPTED	FY 2024 PROJECTED	FY 2025 PROJECTED	FY 2026 PROJECTED	FY 2027 PROJECTED	FY 2028 PROJECTED
BEGINNING BALANCE	\$ 5,796,200	\$ 5,792,407	\$ 5,339,125	\$ 4,831,143	\$ 3,300,557	\$ 2,936,489	\$ 2,542,592	\$ 2,616,648	\$ 2,656,370	\$ 2,709,404
REVENUE										
TAXES	\$ -	\$ -	\$ -	\$ -	\$ -	\$ -	\$ -	\$ -	\$ -	\$ -
FEES/CHARGES FOR SERVICES	148,505	120,457	116,825	99,469	108,200	111,446	114,789	118,233	121,780	125,433
INTERGOVERNMENTAL REV	417,987	228,523	210,077	231,567	90,000	92,700	95,481	98,345	101,296	104,335
INVESTMENT REVENUES	1,360,475	1,236,632	1,129,208	1,163,171	1,152,155	1,175,198	1,198,702	1,222,676	1,247,130	1,272,072
OTHER REVENUE	9,122	1,271	3,412	21,139	3,000	3,000	3,000	3,000	3,000	3,000
TOTAL REVENUES	\$ 1,936,088	\$ 1,586,883	\$ 1,459,523	\$ 1,515,346	\$ 1,353,355	\$ 1,382,344	\$ 1,411,972	\$ 1,442,255	\$ 1,473,205	\$ 1,504,840
OTHER FINANCING SOURCES	\$ 1,800,000	\$ 1,800,000	\$ 2,650,000	\$ 2,000,000	\$ 3,300,000	\$ 3,350,000	\$ 3,900,000	\$ 3,950,000	\$ 4,050,000	\$ 4,150,000
TOTAL RESOURCES	\$ 9,532,288	\$ 9,179,290	\$ 9,448,648	\$ 8,346,489	\$ 7,953,912	\$ 7,668,833	\$ 7,854,564	\$ 8,008,902	\$ 8,179,575	\$ 8,364,244
EXPENDITURES										
SALARY & BENEFITS	\$ 2,522,203	\$ 2,201,555	\$ 2,605,844	\$ 3,027,932	\$ 2,953,030	\$ 3,041,621	\$ 3,132,870	\$ 3,226,856	\$ 3,323,661	\$ 3,423,371
TRAINING & TRAVEL	16,849	9,473	12,642	18,000	83,384	83,801	84,220	84,641	85,064	85,490
MAINTENANCE & OPERATIONS	1,183,607	1,628,537	1,996,919	2,000,000	1,981,009	2,000,819	2,020,827	2,041,036	2,061,446	2,082,060
CAPITAL OUTLAY	17,222	600	2,100	-	-	-	-	-	-	-
SUB-TOTAL EXPENDITURES	\$ 3,739,881	\$ 3,840,165	\$ 4,617,505	\$ 5,045,932	\$ 5,017,423	\$ 5,126,241	\$ 5,237,917	\$ 5,352,532	\$ 5,470,171	\$ 5,590,921
TRANSFERS	\$ -	\$ -	\$ -	\$ -	\$ -	\$ -	\$ -	\$ -	\$ -	\$ -
TOTAL EXPENDITURES W/TRANSFERS	\$ 3,739,881	\$ 3,840,165	\$ 4,617,505	\$ 5,045,932	\$ 5,017,423	\$ 5,126,241	\$ 5,237,917	\$ 5,352,532	\$ 5,470,171	\$ 5,590,921
TOTAL APPROPRIATIONS	\$ 3,739,881	\$ 3,840,165	\$ 4,617,505	\$ 5,045,932	\$ 5,017,423	\$ 5,126,241	\$ 5,237,917	\$ 5,352,532	\$ 5,470,171	\$ 5,590,921
ENDING BALANCE	\$ 5,792,407	\$ 5,339,125	\$ 4,831,143	\$ 3,300,557	\$ 2,936,489	\$ 2,542,592	\$ 2,616,648	\$ 2,656,370	\$ 2,709,404	\$ 2,773,323

Healthcare Foundation Fund 5-Year Forecast Model Assumptions

Long-term Collin County Healthcare Foundation Goals: To continue to provide indigent healthcare for Collin County residents without increasing the County's total tax rate.

History of Healthcare Foundation: The Healthcare Foundation was created after the sale of the county hospital in 1983. The proceeds of the sale were used to purchase real estate office buildings in order to create investment earnings that, together with the charges for services and federal and state funding, are used to provide health care to indigent county residents. A portion of the funds from the sale have been used to purchase real property for rental to County departments and unrelated third parties.

Future of Healthcare Foundation: Grants and community agencies, that began in 2008 and continue today, have helped the county to provide preventative and minor medical care in cities where the indigent population is located. Increasing population and medical costs for medical care have contributed to the increasing demand as on County resources to provide the same level of services offered in prior years. The Healthcare Task Force continues to work with local providers and the County to ensure appropriate recommendations and decisions concerning the future availability of service and care.

The Healthcare Foundation has lasted much longer than it was originally anticipated. The fund has continues to consume approximately \$1.5 million in fund balance a year. The fund expended its remaining fund balance in FY 2017. For FY 2018 forward the fund will need additional funding from the General Fund to maintain operations depending on rental revenue income and interest earnings. The annual transfer from the General Fund for indigent healthcare will maintain a minimum 120 day fund balance as directed by policy. The County plans to absorb this expenditure without increasing the overall tax rate.

Budget Process

The budget is a financial plan for a fiscal year of operations that matches all planned revenues and expenditures with the services provided to the citizens of Collin County. The FY 2023 Adopted Budget covers a twelve-month period beginning October 1, 2022 through September 30, 2023.

The purpose of the budget preparation process is to develop a work program and financial plan for Collin County. The goal is to produce a budget document that clearly states what services and functions will be provided with given financial, personnel and other resources. The budget document must be clearly understandable by the taxpayers and citizens at large. It is a policy document that defines issues in such a manner that the Commissioners Court can make sound decisions regarding County programs and finances. The Commissioners Court must be given enough information to make funding choices between alternative programs and priorities. The budget document provides offices and departments with a work program to carry out their missions. It also provides the Budget Officer and the County Auditor with a financial plan with which to assure that the County operates within its financial means. Finally, the budget serves as an important reference document that provides extensive information on the nature and scope of County operations and services.

The process for developing the FY 2023 Adopted Budget involved the following overall steps:

- Setting of budget priorities for the County in cooperation with Commissioners Court
- Budget Preparation workshops with County departments
- Preparation of Recommended Budget
- Commissioners Court Workshops and Public Hearings
- Preparation of the Proposed Budget
- Budget Adoption

The Annual Budget process begins with a workshop to establish the general direction of the FY 2023 Budget and to allow for the setting of budget priorities for the County. This workshop is held in the context of a regular Commissioners Court meeting which is open to the public and where the opportunity for public comment does exist.

Department Directors and Elected Officials then begin analyzing their current budgets and preparing requests for the upcoming fiscal year. Departments are given their baseline budgets based on current service requirements and allowed to submit expenditures proposed within baseline amounts. The baseline budgets submitted represent the departments' best judgment on how resources should be allocated based on their experience on the most effective method for delivering services.

Department improvement requests refer to requests to change the level of service or method of operation. Generally, department improvement requests are for new positions, technology, other equipment and associated supplies, and contractual services necessary to support a new

or expanded program. Information submitted in support of the department improvement describes how the proposal will improve services. Vehicles and heavy equipment are replaced based on the five-year fleet replacement schedule projections funded annually by the General Fund and the Road and Bridge Fund. Technology equipment is also replaced based on a five-year replacement schedule funded annually by the General Fund.

Major facility repairs and improvements are requested through the Permanent Improvement Request Process. A “Permanent Improvement” is defined as physical improvements to a facility, property and/or office. It is normally renovation and modifications to existing offices, buildings or grounds, etc. that are not considered normal repairs or maintenance. A walk-thru of each County facility is done every year. Maintenance and improvements to existing County facilities are funded through the Permanent Improvement Fund. This fund receives a small portion of the tax revenue and a fund balance is maintained high enough to fund future facility maintenance and improvements over the next five years.

Once the department improvement requests have been received, the Budget Office begins its review. The Budget Office utilizes revenue estimates provided by the County Auditor’s Office as well as tax roll information from the Collin County Central Appraisal District to formulate budget-balancing strategies. The Information Technology (IT) Department also reviews all budgetary requests for hardware and software, communication equipment and programming, and subsequently recommends the appropriate technology required to meet the needs identified by the office or department. Department directors are then provided with the opportunity to meet with Budget office staff and the County Budget Director during the weeks following submission of FY 2023 budget requests to further discuss and detail any requests for department improvements they have made.

Department Improvement requests are submitted to the Budget Office in priority order. Items required by statute are top priority followed by, annual maintenance of existing items, safety measures, requests to improve efficiency and processes, and lastly those items that would be nice to have. All requests are researched thoroughly for cost impact for this year and future years as well as other items each request could impact.

As an ongoing effort to improve the efficiency and effectiveness of Collin County, the Budget Office, as directed by Commissioners Court, has been continually working towards Performance Based Management since 2003. Budget Office staff continues to work with County offices and departments to develop systems to better track and manage data related to their performance measures. The Adopted Budget document reflects updated goals and objectives and performance measures for each department based on information provided by the Department Head or Elected Official.

The Recommended Budget document is completed in mid-July and submitted to the Commissioners Court as well as all Department Heads and Elected Officials. After receipt of the Recommended Budget, the Commissioners Court holds a workshop to review the details of the department improvements requested, both those that were recommended by the County

Budget Director for FY 2023 as well as those that were not recommended. Changes approved during the budget workshop are then reflected in the proposed budget document.

Once the document is complete, the County Budget Director must file a copy of the proposed budget with the County Clerk and the Auditor (LGC 111.066). Upon receipt of the proposed budget, the Commissioners Court is required to set a date and place for a public hearing “*within 10 calendar days after the date the proposed budget is filed but before the last day of the first month of the fiscal year.*” (LGC Sec. 111.067b) At the proposed budget public hearing, the Commissioners Court gives all interested taxpayers of the County an opportunity to be heard for, or against, any expenditure or revenue estimate. Once the Commissioners Court completes its deliberations on the proposed budget, the Court votes to adopt a budget and a tax rate. Per Local Government Code 111.068:

At the conclusion of the proposed budget public hearing, the Commissioners Court shall take action on the proposed budget. The Commissioners Court may make any changes in the proposed budget that it considers warranted by the facts and law and required by the interest of the taxpayers, but the amounts budgeted may not exceed the balances in those funds as of the first day of the fiscal year, plus anticipated revenues for the fiscal year as estimated by the county auditor.

The County may not impose a property tax rate in any year until the governing body has adopted a tax rate (Tax Code 26.05). Property taxes are the majority of revenue income for the County. The process of proposing and adopting a tax rate run in conjunction with the budget process. In 2019 legislation was passed to amend Tax Code 26.05(a) to say:

“The governing body must adopt a tax rate before the later of September 30 or the 60th day after the date the certified appraisal roll is received by the taxing entity, except that the governing body must adopt a tax rate that exceeds the voter-approval tax rate not later than the 71st day before the next uniform election date prescribed by Section 41.001 of the Election code, that occurs in November of that year.”

Note: the Election code states that for an election held on a uniform election date, the election shall be ordered not later than the 78th day before the Election Day. The code also states the 78th deadline supersedes any law outside of the Election Code. The 2019 legislative session also changed the calculation for the Voter-Approval Tax Rate (the maximum tax rate allowable without an election). Prior to 2019 the ceiling was 8%. The tax rate cap is now 3.5% over the No-New-Revenue Maintenance and Operations Rate (Tax Code 26.04). While the County has only exceeded the new 3.5% cap five times in the last twenty years with the most recent in FY 2015, a conscious decision was made to accelerate the budget process to adopt the budget and tax rate by the 78th day before the uniform election date in case there is a year where the county needs to exceed 3.5% of the No-New-Revenue Maintenance and Operations rate.

Implementation of the Budget

Upon adoption of the budget by Commissioners Court, a copy of the budget is filed with the County Auditor and the County Clerk. The County Auditor will use the Adopted Budget to set up the appropriate budgetary accounts for each office and department. The County Auditor is responsible for the financial accounts of the County. The Budget Office is responsible for monitoring expenditures in accordance with the budget and for initiating appropriate budget transfers. The appropriated budget is adopted annually by fund, department, and activity at the legal level of budgetary control. The primary categories of salaries and benefits, training and travel, maintenance and operations, and capital outlay are the legal levels used (See Budget Control Policy). Offices and departments are responsible for keeping expenditures within the budgeted amount and for tracking performance indicator data.

Amendments to the budget can be made after adoption. According to Section 111.070 of the Texas Local Government Code:

(b) The Commissioners Court may authorize an emergency expenditure as an amendment to the original budget only in a case of grave public necessity to meet an unusual and unforeseen condition that could not have been included in the original budget through the use of reasonably diligent thought and attention. If the court amends the original budget to meet an emergency, the court shall file a copy of its order amending the budget with the county clerk and the clerk shall attach the copy to the original budget.

According to local government code, the Commissioners Court is authorized to make inter-department and inter-fund transfers during the fiscal year, if necessary. Section 111.070c says,

“the Commissioners Court by order may: (1) amend the budget to transfer an amount budgeted for one item to another budgeted item without authorizing an emergency expenditure; or (2) designate the county budget officer or another officer or employee of the county who may, as appropriate and subject to conditions and directions provided by the court, amend the budget by transferring amounts budgeted for certain items to other budgeted items..”

The following briefly describes the process of approval for budget transfers: The originating office or department enters a budget transfer into the financial system to move funds from one expenditure group to another. The availability of funds is checked in the financial system before it can be released into system administered workflow. Once the transfer is approved by the department, the Budget Office receives and evaluates the request to determine its appropriateness. If approved by the Budget Office, items under \$5,000 continue through workflow to the County Auditor to be posted in the financial management system. A budget transfer over \$5,000 is submitted to Commissioners Court for consideration. If approved by Commissioners Court, the County Auditor posts the appropriate changes.

In a case where the County receives grant or aid money, the budget may be amended to show receipt of the grant funds. Texas Local Government Code Section 111.0706 states:

“The County Auditor shall certify to the Commissioners Court the receipt of all public or private grant or aid money that is available for disbursement in a fiscal year but not included in the budget for that fiscal year. On certification, the Court shall adopt a special budget for the limited purpose of spending the grant or aid money for its intended purpose.”

The same holds true for any revenues received from intergovernmental contracts. In the event that a contract is formed with the County after the budget has been adopted, the budget may be amended to reflect the special revenues. Section 111.0707 of the Texas Local Government Code states:

“The County Auditor shall certify to the Commissioners Court the receipt of all revenue from intergovernmental contract that is available for disbursement in a fiscal year but not included in the budget for that fiscal year. On certification, the Court shall adopt a special budget for the limited purpose of spending the revenue from intergovernmental contracts for its intended purpose.”

FY 2023 Budget Calendar

DATE	RESPONSIBLE PARTY	DETAILS
Friday, February 11th	Budget Department	FY 2023 Kick-Off Budget - Distribution of electronic Budget Preparation Manuals.
Friday, March 4th	All Departments	Departments return completed Electronic FY 2023 Budget requests to the Budget Department via email.
Tuesday, April 5th	Budget Department	FY 2023 Technology Requests sent to IT department for review, specs and recommendation. FY 2023 New Personnel and Position Change requests sent to HR for grade and job title recommendations. FY 2023 Equipment requests sent to Equipment Services for review and pricing.
Tuesday, April 20th	Information Technology Dept. Equipment Svcs Dept.	FY 2023 Technology Requests returned to Budget Office. FY 2023 Equipment requests returned to Budget Department.
Saturday, April 30th	Central Appraisal District	Certified Estimate of Taxable Value of Property due from Chief Appraiser no later than April 30th (Tax Code Section 26.01 e)
Monday, May 2nd	Budget Department	FY 2023 Department Requests sent to Purchasing for pricing.
Friday, May 20th	Purchasing Dept.	FY 2023 Department Requests returned to Budget Department.
Friday, May 27th	Human Resources	FY 2023 New Personnel and Position Change returned to Budget Department.
Friday, June 17th	Budget Department	FY 2023 Preliminary Budget sent to Departments.
Tuesday, June 21st	CSCD Board	Provide court orders to the Budget Office regarding the FY 2023 Budget for CSCD.
Tuesday, June 21st	Juvenile Board	Provide court orders to the Budget Office regarding the FY 2023 Budget for Juvenile Probation, and Juvenile Detention.
June 21st - July 1st	All Departments	Meet with Budget Office on FY 2023 Department Requests (optional).
Friday, July 1st	Auditor	Provide FY 2023 final detail revenue schedule, summary revenue schedule and projected fund balance (with the exception of tax revenue).
Tuesday, July 12th	Purchasing Board	Provide court orders to the Budget Office regarding the FY 2023 Budget for Purchasing.
Monday, July 25th	Central Appraisal District	Chief Appraiser shall certify Appraisal Roll by July 25th. (Tax Code Section 26.01)
Friday, August 5th	Budget Department	FY 2023 Recommended Budget sent to Departments.
Monday, August 15th - Friday, August 19th	Commissioners Court Budget & Tax Rate Workshop	Review and any action related to FY 2023 Recommended Budget to include: <ul style="list-style-type: none"> * FY 2023 Revenue Estimates * FY 2023 Recommended Budget * Discussion and any action related to proposed Elected Officials' salaries (LGC 152.013), * Adopt Uniform Pay Policy * FY 2023 Court Recommended Budget * FY 2023 Tax Rate, <ul style="list-style-type: none"> * Vote to be taken on the Proposed FY 2023 tax rate, * Schedule Tax Rate Public Hearing
Wednesday, August 31st	Board of District Judges	Provide court orders to the Budget Office regarding the FY 2023 Budget for County Auditor.

FY 2023 Budget Calendar

DATE	RESPONSIBLE PARTY	DETAILS
Thursday, September 1st	Human Resources Department	Publish Notice of Proposed Elected Officials' salary, expenses, and other allowances (LGC 152.013) * HR send written notice to Elected Officials concerning salary, expenses, and other allowances
Friday, September 2nd	Public Information Office	Publish Notice of Public Hearing on Proposed Budget (LGC 111.0675)
Friday, September 2nd	Budget Staff	File FY 2023 Proposed Budget with County Clerk and County Auditor. Proposed Budget distributed to Commissioners Court, Purchasing, and County Departments. (LGC 111.066)
Wednesday, September 7th	Tax Assessor	Publish Notice of Proposed Property Tax Rate (Tax Code 26.06(a))
Monday, September 12th	Commissioners Court	Public Hearing on FY 2023 Tax Rate.
Monday, September 12th	Commissioners Court	Public Hearing on FY 2023 Proposed Budget (LGC Section 111.067)
Monday, September 12th	Commissioners Court	Adoption of FY 2023 * County Budget (LGC 111.068) * Tax Rate - Tax Code 26.06 (e) The meeting to vote on the tax rate increase may not be held later than the seventh day after the date of the public hearing. * Elected Officials Salaries (LGC 152.013) * Compensation Plan
Monday, September 26th		Adoption of FY 2023 * County Fee Schedule (LGC 118)

Note: Court Orders are required on:

Budget	Proposed Tax Rate
Human Resources	Uniform Pay Policy
Budget	Recommended Elected Officials Salaries
Budget	Proposed Tax Rate
Budget	County Adopted Budget
Budget	Adoption of Maintenance & Operating Tax Rate
Budget	Adoption of Debt Service Tax Rate
Budget	Adoption of Total Combined Tax Rate
Budget	County Fee Schedule
Budget	Elected Officials' Salaries

Accounting System

All County accounts are organized on the basis of funds (account groups). Using these accounts, the revenues and expenditures are approved before the beginning of each fiscal year by a budget adopted by Commissioners Court. Currently all County funds are grouped into three types, governmental funds, proprietary funds, and fiduciary funds. Governmental funds include the General Fund, the Road and Bridge Fund, the Permanent Improvement Fund and the Debt Service Fund among others. These four funds are the major budgetary funds as well as the operating funds for the County. The General Fund accounts for the main operating activities of the County. Proprietary funds (internal service funds) are used to account for the payment of employee insurance, flexible benefits, workers' compensation and similarly funded activities. These activities are funded on a cost-reimbursement basis, with the expenditure charged to the department incurring the expenditure. Enterprise funds are proprietary funds used for business type activities. Fiduciary funds consist of agency funds. Agency funds are separate accounts and transactions related to money that is collected for and remitted to another entity.

The County's basis of accounting records are on a modified accrual basis for governmental funds with revenues being recorded when available and measurable and expenditures being recorded when the services or goods are received and the liabilities are incurred. The basis of accounting for proprietary funds is the full accrual method of accounting and for fiduciary funds the cash basis of accounting is used. Encumbrance accounting is used for all funds. Encumbrance accounting means that an estimated cost is recorded on the books at the time of an order of goods or services so that all obligations are booked. When the actual cost is known, it is booked, and the encumbrance is reversed.

The County's governmental funds are budgeted using the modified accrual basis, with revenue recognized when they become measurable and expenditures recorded when received. Proprietary funds are budgeted on a full accrual basis and fiduciary funds are budgeted on a cash basis.

Appropriations in the Capital Projects Funds are made on a project inception basis rather than on an annual basis and are carried forward until the projects are completed. Except for capital projects, grant and federal entitlement appropriations, or for encumbrances outstanding in any fund, unused appropriations lapse at the end of the each fiscal year.

The FY 2023 Adopted Budget appropriates expenditures into the following expenditure groups:

- Salary & Benefits
- Training & Travel
- Maintenance & Operations
- Capital Outlay

Each expenditure group is the sum of individual, similar line item allocations. This presentation of budget data is designed to provide offices and departments detailed information but with greater flexibility in the management and control of their budgets. This system reduces

unnecessary bureaucratic control while continuing to provide sound financial and management information. Although budgetary data is presented in the budget document according to expenditure group, detailed line item information has been input into the County's financial management system.

Account Structure

As previously stated, the County maintains budgetary control of its operating accounts through the use of various funds. A "fund" is a self-balancing set of accounts with identifiable revenue sources and expenditures. It is segregated for the purposes of measuring a specific activity. Fund balance is the excess of revenues over expenditures and encumbrances. These fund balances are available for emergencies or unforeseen expenditures. Fund balances in the aggregate are a significant enough percentage of appropriations to meet unforeseen events or needs. The great majority of all County discretionary expenses are included in the following:

Capital Improvements Funds: Includes expenditures for capital projects related to the construction and renovation of County detention, courtroom, roads, office facilities and technology improvements. All proceeds come from the sale of debt instruments.

Debt Service Funds: Includes expenditures for principal and interest on all County debt.

General Fund: Accounts for most of the financial resources of the County, which may be used for any lawful purpose; includes expenditures for general administration, judicial, public safety, and health and welfare.

Road and Bridge Special Revenue Fund: Includes mainly expenditures for road projects and preventative maintenance on roads. This fund's main source of revenue is property taxes and vehicle registration fees.

Permanent Improvement Fund: Includes expenditures associated with permanent improvement projects. A "Permanent Improvement" is defined as physical improvements to a facility, property and/or office. It is normally renovation and modifications to existing offices, buildings or grounds, etc. that are not considered normal repairs or maintenance.

Other County funds are used to provide valuable resources and services. The following are brief descriptions of some other County funds:

Records Archive Fund: Accounts for the collection of the records archive fee and the related expenditures for preservation and restoration services performed by the County Clerk in connection with maintaining the County Clerk's records archive.

Court Reporters Fund: Accounts for the collection of statutory Court Reporter's fee and the expenditures for Court Reporter services.

Law Library Fund: Includes maintenance and operations of a law library open to residents of the County.

County Clerk Records Management and Preservation Fund: Accounts for the collection of the County Clerk's statutory document preservation fee and the expenditures of those fees for records management and preservation services.

District Clerk Records Management and Preservation Fund: Accounts for the collection of the District Clerk's statutory document preservation fee and the expenditures of those fees for records management and preservation services.

Justice Court Technology Fund: Accounts for fees collected by the Justice of the Peace Courts and related expenditures for technology improvements in the Justice of the Peace Courts.

Courthouse Security Fund: Includes the collections and expenditures of fees for security services for buildings housing a court.

Contract Elections Fund: Accounts for funds received from local governments and related expenditures for public elections.

Healthcare Foundation Fund: Accounts for Healthcare Foundation which assumes the County's obligation to provide indigent healthcare for county residents.

County Records Management and Preservation Fund: Accounts for the collection of a statutory document preservation fee and the expenditure for records management and preservation services.

Specialty Court Fund: Accounts for the participation fees paid by defendants required to maintain testing throughout their probation periods, and the expenditures for the program.

Justice Court Building Security Fund: Accounts for the collection of a portion of the Courthouse Security fee designated to provide security for a justice court in a building other than the courthouse and the expenditure of those funds as specifically designated by statute for security personnel, services and related items.

Animal Safety Fund: Accounts for animal shelter and control services for the County as well as other participating cities within the County.

FY 2023 Combined Budget Summary

Revenues

The total Collin County Adopted Budget for FY 2023 includes current revenue projections of \$420,775,157 plus \$14,008,770 of fund balance from various funds. The revenues to be received during the upcoming fiscal year are estimated by the County Auditor (Texas Local Government Code 111.062(b) (5)). Revenue estimates are derived in different ways depending on the nature of the revenue. Ad valorem taxes are calculated based on the adopted tax rate and the taxable appraised value. Investment revenues are estimated conservatively based on expectations of investment markets as well as changes available funds. Federal and State revenues are based on information provided by the funding agency or based on history if the information is not available at the time the revenues are being estimated. Most other revenues such as Fees and Fines are estimated using trend analysis while taking into account input from the elected official collecting the fees as well as taking into account other factors such as changes in laws or economic activity.

The adopted revenue represents an increase of \$24,914,582 or 6.3% more than FY 2022 adopted revenue. The FY 2023 adopted revenue represents an increase of \$15.6 million in tax revenue when compared to FY 2022 adopted revenue.

Figure 3 – Combined Budget Revenues by Source

Adopted Combined Budget - Revenues by Source

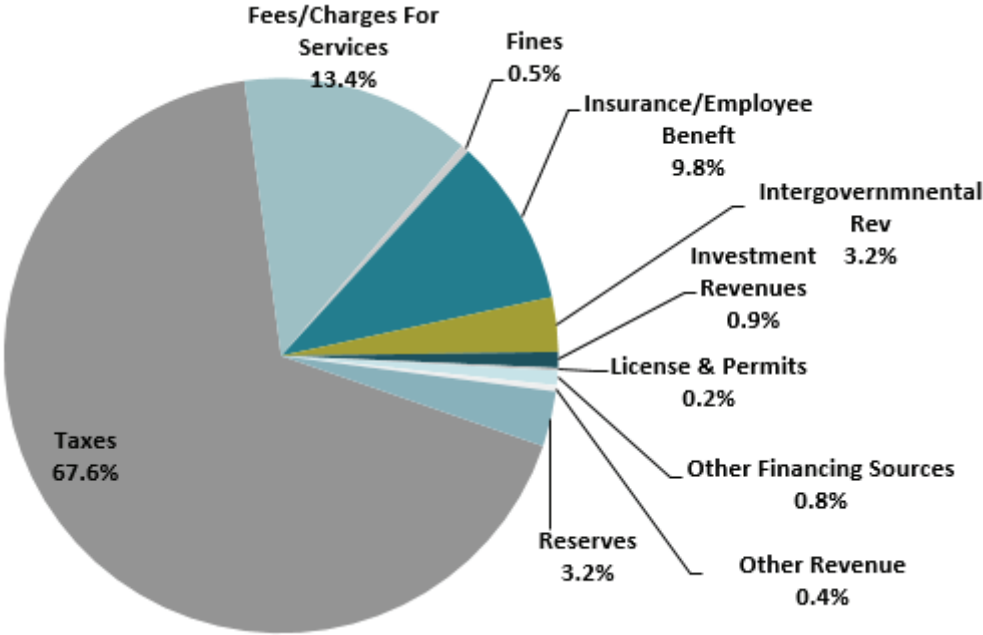


Table 2 presents a side-by-side comparison of the revenues by source for the past five years with the percentage change from FY 2022 Adopted Revenue Estimate to FY 2023 Adopted Revenue Estimate.

Table 2 – Combined Budget Revenues by Source

REVENUE SOURCE	2019 ADOPTED	2020 ADOPTED	2021 ADOPTED	2022 ADOPTED	2023 ADOPTED	% CHANGE '22-'23
Taxes	\$246,091,791	\$257,459,459	\$266,918,384	\$278,313,820	\$293,900,745	5.6%
Fees/Charges for Services	\$51,905,096	\$51,481,566	\$51,505,252	\$54,828,409	\$58,450,768	6.6%
Fines/Forfeits	\$2,843,610	\$2,733,300	\$2,443,450	\$2,330,000	\$2,127,000	-8.7%
Insurance/Employee Benefit	\$31,242,298	\$33,167,220	\$34,734,590	\$39,150,746	\$42,584,350	8.8%
Inter/Intra Governmental	\$11,444,302	\$12,272,968	\$12,689,209	\$12,115,115	\$13,800,159	13.9%
Investment Revenue	\$4,694,508	\$4,855,634	\$5,086,634	\$4,050,955	\$4,021,505	-0.7%
License and Permits	\$620,000	\$610,500	\$510,500	\$612,000	\$659,000	7.7%
Other Financing Sources	\$2,157,200	\$2,157,200	\$3,106,330	\$2,356,330	\$3,656,330	55.2%
Other Revenue	<u>\$1,077,100</u>	<u>\$1,436,600</u>	<u>\$1,550,100</u>	<u>\$2,103,200</u>	<u>\$1,575,300</u>	<u>-25.1%</u>
Adopted Revenue	\$352,075,905	\$366,174,447	\$378,544,449	\$395,860,575	\$420,775,157	6.3%
Reserves	<u>\$26,175,001</u>	<u>\$15,717,425</u>	<u>\$6,014,780</u>	<u>\$16,097,347</u>	<u>\$14,008,770</u>	<u>-13.0%</u>
Total Revenue	\$378,250,906	\$381,891,872	\$384,559,229	\$411,957,922	\$434,783,927	5.5%

The County's largest percentage increase in revenue growth is in Other Financing Sources and is the result of an increase in the transfers to the Healthcare Foundation of \$1.3 million. The Healthcare Foundation has not been able to support itself since FY 2017. Each year revenues are transferred into the Healthcare Foundation from the General Fund in order to maintain a minimum of 180 days of fund balance in the Healthcare Foundation.

Inter-Governmental Revenue has increased due to increases in State Funding in Public Health and Emergency Preparedness, as well as funding for State Mixed Beverage Tax. State funding for Adult Probation also increased for FY 2023.

The Insurance/Employee Benefits revenue is from an internal service fund. The County is self-insured, and rising healthcare costs and administrative fees have required an increase to this fund’s revenues.

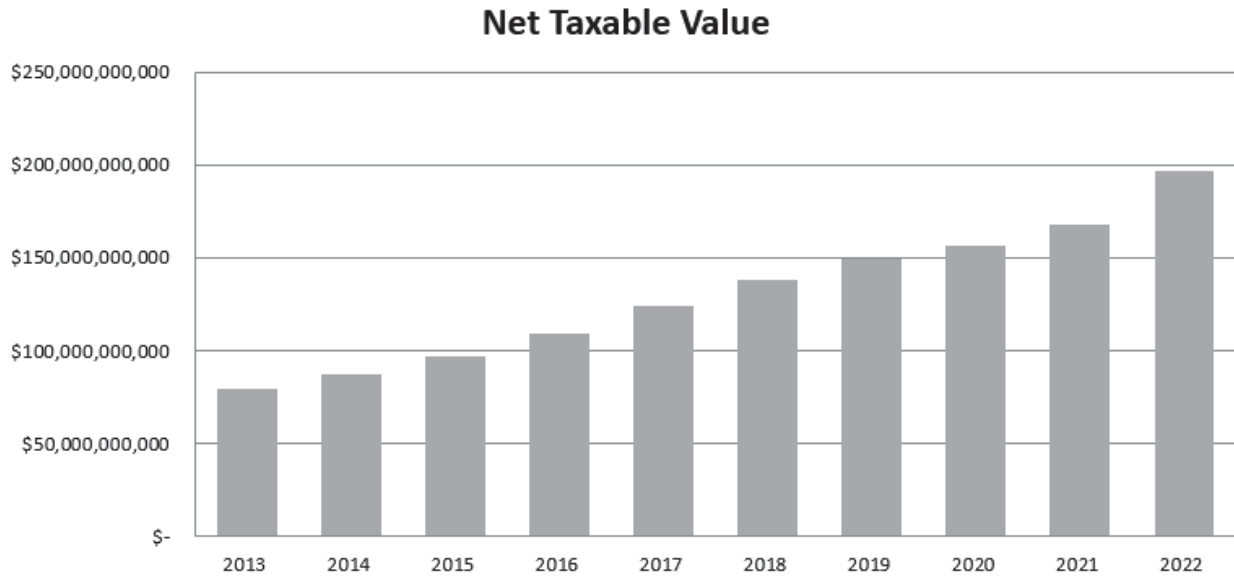
Other Revenue decreased primarily due to an estimated decrease in prescription rebates. The prior year revenue estimate was overstated.

The County is expecting to use \$2 million less in reserves in FY 2023 than in FY 2022. The FY 2022 budget was adopted utilizing \$2 million of the Healthcare Foundation’s fund balance that was built up due to the pandemic. Expenses during this time period were covered by various grants received from the Federal Government. A balanced budget was adopted for the Healthcare Foundation in FY 2023 therefore reducing the planned use of reserves in the total combined budget.

Ad Valorem Taxes

Ad valorem tax revenue is determined by two components: the total appraised property value and the tax rate.

Figure 4 – Net Taxable Values



* CERTIFIED Net Taxable as of July 25th of each year per Tax Code 26.01

The Collin Central Appraisal District establishes the appraised property values within the County in accordance with State law. Appraised net taxable values in Collin County experienced double-digit increases throughout the late 1990s and through the year 2002. 2003 thru 2005 were years of more modest growth, whereas in 2006 and 2007 Collin County again experienced double digit increases of 10.2% and 10.9% respectively. In 2008 Collin County experienced a growth rate of

4.6% in net taxable property values in spite of the addition of a 5% homestead exemption (\$5,000 minimum), a 0.7% increase in 2009, and a 1.5% decrease in 2010. Steady growth began again in 2011. The County saw double digit growth again between 2015 and 2018. Growth slowed in 2019 and 2021 but has since regained momentum and is back to double digit growth. The Central Appraisal District’s information for 2022 shows increase in total net taxable property values of 17.0% for a total net taxable value total of \$196,328,281,726 of which \$165,504,497,813 is for improvements.

The property tax rate consists of two components. The first is the debt service rate component that is determined by the County’s debt service requirements. The debt service rate for FY 2023 is 4.4271 cents per \$100 of assessed value. Funds from this component are deposited in the debt service funds and are used exclusively to pay the principal and interest on debt. The second component of the tax rate is the amount for operating budget funds. The operating fund tax rate for FY 2023 is 10.8172 cents per \$100 of assessed value. These two components taken together provided for a total tax rate for FY 2023 of 15.2443 cents per \$100 of assessed value.

The FY 2023 Adopted Budget includes a decreased ad valorem property tax rate from FY 2022, which was 16.8087 cents per \$100 valuation. **FY 2023 marks the thirtieth straight year of no increase to the tax rate.** From 2021 to 2022, the average home in Collin County increased in taxable value from \$396,584 to \$513,136 which is an increase of \$116,552 or 29.4%. The calculation of the average homestead taxable value takes into account improvements as well as changes to base valuation. Residential properties with a homestead exemption are capped at 10% growth over the prior year taxable value. Due to the decrease in the tax rate and increase in average appraised values, the average homeowner with a homestead exemption will pay approximately \$1.51 less in county property taxes, while those average homeowners without a homestead exemption will pay approximately \$115.63 more.

Figure 5 – Distribution by Taxing Unit



Other Revenue Sources

Other sources of revenue to the County include charges for service, fees and permits, fines and forfeits, inter/intra-governmental funds, interest on investments and miscellaneous other revenues.

Charges for service: Includes those fees that are charged in return for a specific service required of the County. Some examples of these types of charges are copy fees, GIS services, patrol services, passport photograph services, and inmate housing services.

Fees and permits: Fees are collected from citizens in a variety of different areas. These fees include court fees, transportation fees, health fees, permit fees, general government fees, and public safety fees.

Fines and forfeits: Fine and forfeitures depend on the provisions of state law, and are usually mandatory, but occasionally optional with the Commissioners Court. This County has instituted all the optional court costs and receives the maximum amount from these sources. Revenues from this source depend on collections by departments, the actions of the courts, incidence of offenses and various other external factors.

Intergovernmental: Includes revenues from the state, federal or other governmental sources. They include state-shared revenues, inter-local contracts and federal grants. By their nature, this revenue source can be subject to substantial fluctuation. The County has adopted some measures to optimize federal and state reimbursements.

Interest: Interest earnings are a function of the rate of return and amount available for investment. The amount available for investment depends on a variety of factors, the largest of which is the cash balance available for investment. Proper planning can nearly always result in a greater amount available for investment and will increase the earnings relative to the current rate of return on investments.

Unclassified: Includes revenues that do not fit in any other category such as such as donations or insurance recovery.

Expenditures

The FY 2023 Total Combined Adopted Budget appropriation for all funds is \$434,783,927 (excluding bond funds). This represents an increase of \$22,826,005 or 5.5% more than adopted expenditures from FY 2022. Figures 3, 6, and 7, as well as Tables 2 and 3 show appropriations and revenues for all funds for FY 2023.

Figure 6 – Combined Budget Expenditure Ten-Year Trend

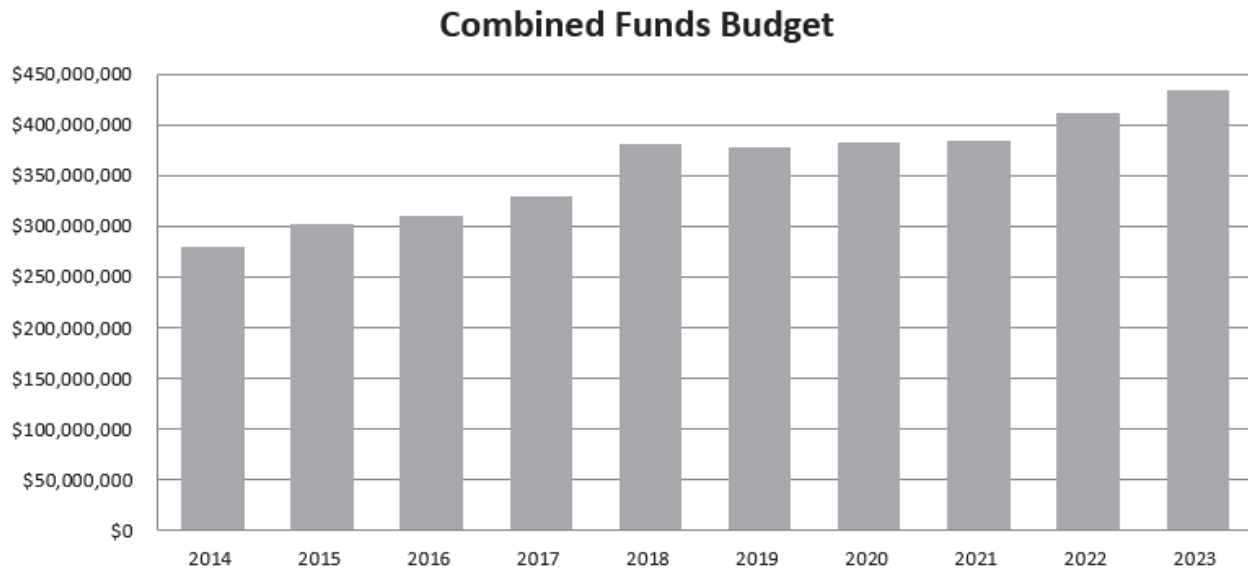


Table 3 below presents a side-by-side comparison of the Combined Budget expenditures by function for the past five years with the percentage change from FY 2022 Adopted to FY 2023 Adopted.

Table 3 – Expenditures by Function

FUNCTION AREA	2019 ADOPTED	2020 ADOPTED	2021 ADOPTED	2022 ADOPTED	2023 ADOPTED	% CHANGE '22-'23
Conservation	\$359,275	\$373,295	\$367,861	\$368,015	\$400,014	8.7%
Culture and Recreation	\$1,033,089	\$982,257	\$1,006,749	\$1,018,980	\$1,093,069	7.3%
Debt Service	\$91,270,992	\$76,469,871	\$80,395,153	\$84,677,929	\$84,681,000	0.0%
Equipment Services	\$4,344,133	\$4,426,830	\$4,782,214	\$4,089,407	\$5,062,587	23.8%
Financial Administrative	\$14,467,185	\$14,919,111	\$15,302,824	\$15,915,053	\$16,930,134	6.4%
General Administrative	\$53,781,330	\$57,810,691	\$44,799,208	\$62,227,579	\$64,179,738	3.1%
Health and Welfare	\$26,053,686	\$27,503,852	\$29,812,017	\$30,283,410	\$32,354,418	6.8%
Judicial	\$24,019,366	\$25,690,238	\$26,640,629	\$26,781,499	\$28,520,342	6.5%
Legal	\$15,965,910	\$16,222,734	\$16,981,330	\$17,906,944	\$18,541,698	3.5%
Public Facilities	\$13,749,909	\$15,223,983	\$13,538,444	\$15,043,377	\$15,721,434	4.5%
Public Safety	\$78,212,107	\$82,461,885	\$85,474,570	\$89,779,150	\$95,572,080	6.5%
Public Transportation	\$24,619,116	\$25,101,005	\$24,798,609	\$23,948,849	\$26,571,492	11.0%
Unclassified	<u>\$30,374,808</u>	<u>\$34,526,120</u>	<u>\$40,659,621</u>	<u>\$39,917,730</u>	<u>\$45,155,921</u>	<u>13.1%</u>
	<u>\$378,250,906</u>	<u>\$381,891,872</u>	<u>\$384,559,229</u>	<u>\$411,957,922</u>	<u>\$434,783,927</u>	<u>5.5%</u>

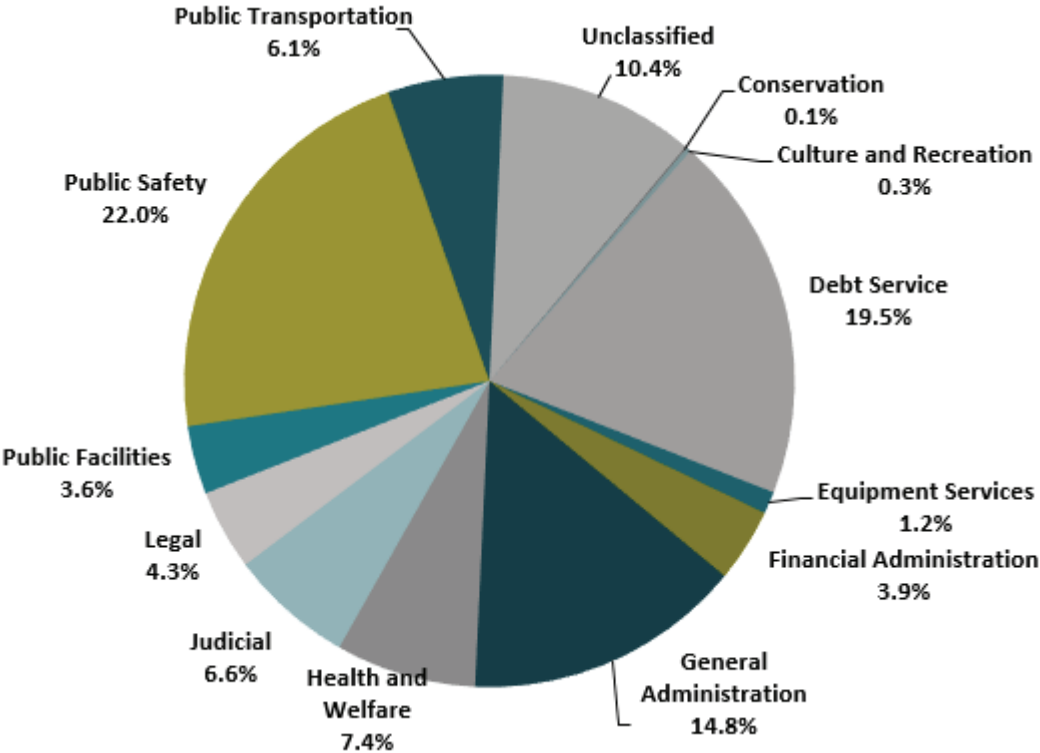
Equipment Services has the largest percentage increase in the adopted budget from FY 2022 to FY2023. This is primarily due to increase in cost of equipment being replaced in the General Fund. Increases in the cost of vehicles has impacted both Road Equipment with replacements of a forklift and backhoe and Automotive Equipment such as the law enforcement fleet replacements.

The Unclassified function increased due to an increase in the transfer out from the General Fund to the Healthcare Foundation of \$1.3 million. The remaining increases are in the Employee Insurance Fund. They are increases in insurance claims, insurance administrative fees and prescription claims.

The Public Transportation function increased due to larger equipment purchases in the Road & Bridge Fund as well as some building improvements for the County’s Road and Bridge facilities.

Figure 7 – Combined Budget Expenditures by Function

Adopted Combined Budget - Expenditures by Function



FY 2023 General Fund

Table 4 presents a side-by-side comparison of the General Fund revenues by source for the past five years with the percentage change from FY 2022 Original Adopted to FY 2023 Original Adopted.

Table 4 – General Fund Revenues by Source

REVENUE SOURCE	FY 2019 ADOPTED	FY 2020 ADOPTED	FY 2021 ADOPTED	FY 2022 ADOPTED	FY 2023 ADOPTED	% CHANGE ADOPTED '22-'23
Taxes	\$172,879,031	\$178,826,400	\$185,056,250	\$191,278,330	\$206,544,567	8.0%
Fees/Charges for Services	\$19,960,806	\$18,521,296	\$18,698,880	\$20,357,713	\$21,269,030	4.5%
Fines/Forfeits	\$1,350,000	\$1,335,000	\$1,240,000	\$1,080,000	\$1,135,000	5.1%
Insurance/Employee Benefit	\$0	\$0	\$0	\$0	\$0	0.0%
Inter/Intra Governmental	\$5,955,000	\$6,186,000	\$6,246,000	\$6,199,000	\$6,451,000	4.1%
Investment Revenue	\$2,083,200	\$2,089,480	\$2,089,480	\$2,089,480	\$2,091,550	0.1%
License and Permits	\$615,000	\$605,000	\$505,000	\$605,000	\$651,000	7.6%
Other Financing Sources	\$0	\$0	\$0	\$0	\$0	0.0%
Other Revenue	<u>\$177,000</u>	<u>\$306,500</u>	<u>\$184,000</u>	<u>\$237,000</u>	<u>\$206,800</u>	<u>-12.7%</u>
Adopted Revenue	\$203,020,037	\$207,869,676	\$214,019,610	\$221,846,523	\$238,348,947	7.4%
Reserves	<u>\$5,817,426</u>	<u>\$13,594,120</u>	<u>\$0</u>	<u>\$15,499,912</u>	<u>\$14,791,176</u>	<u>-4.5%</u>
Total Revenue	<u>\$208,837,463</u>	<u>\$221,463,796</u>	<u>\$214,019,610</u>	<u>\$237,346,435</u>	<u>\$253,140,123</u>	<u>14.1%</u>

Revenues

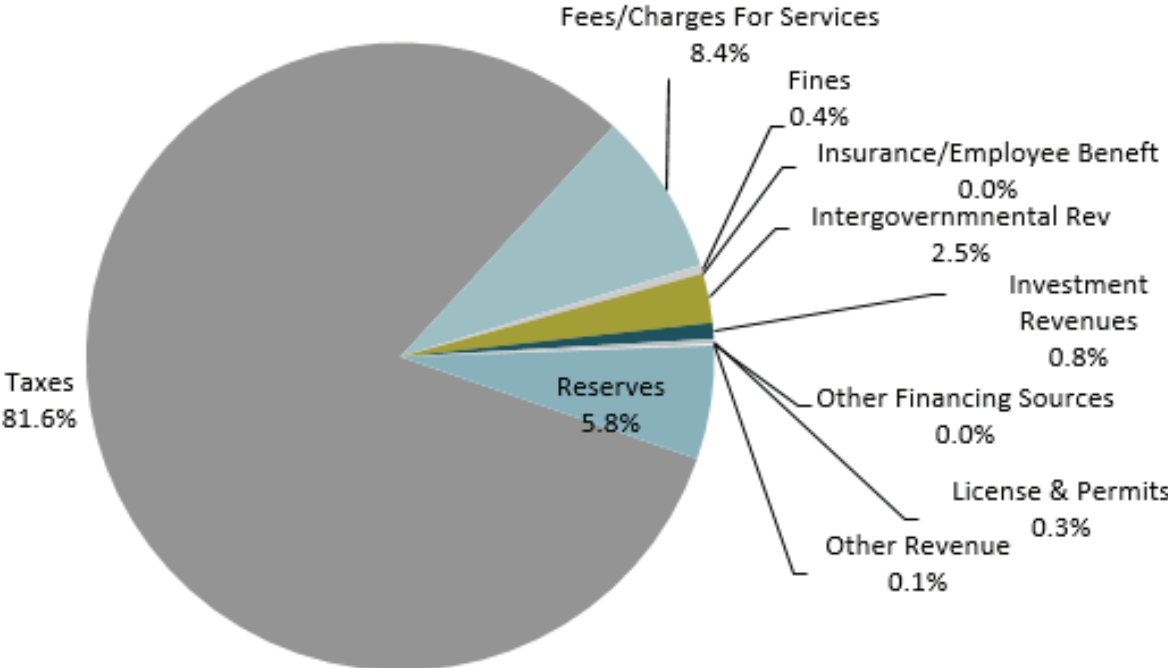
Total General Fund FY 2023 revenues are \$238,348,947 not including reserves. This represents a \$16,502,424 or a 7.4% increase from FY 2022 adopted revenues. General Fund revenue growth is due mainly to tax growth on existing homes and new construction. Adjusted taxable values of properties, both residential and commercial, increased a total of 17.3%. Of that, 13.5% was on existing properties and 3.8% is due to new construction. While the tax rate was lowered, property taxes received by the county still increased \$15 million of which \$9.7 million is related to new construction.

License and Permits continues to increase due to more people moving into the county and more businesses opening in the county. The 7.6% increase is due to anticipated growth in septic and health permits.

Other Revenue decreased by 12.7% due to an anticipated drop in facilities rebates. Co-op energy rebates have declined and are estimated to be less for FY 2023.

Figure 8 – General Fund Revenues by Source

Adopted General Fund Budget - Revenues by Source



Expenditures

The FY 2023 Adopted General Fund expenditures are \$253,140,123. This amount represents a 6.7% increase from the FY 2022 Adopted Budget.

Figure 9 – General Fund Expenditures

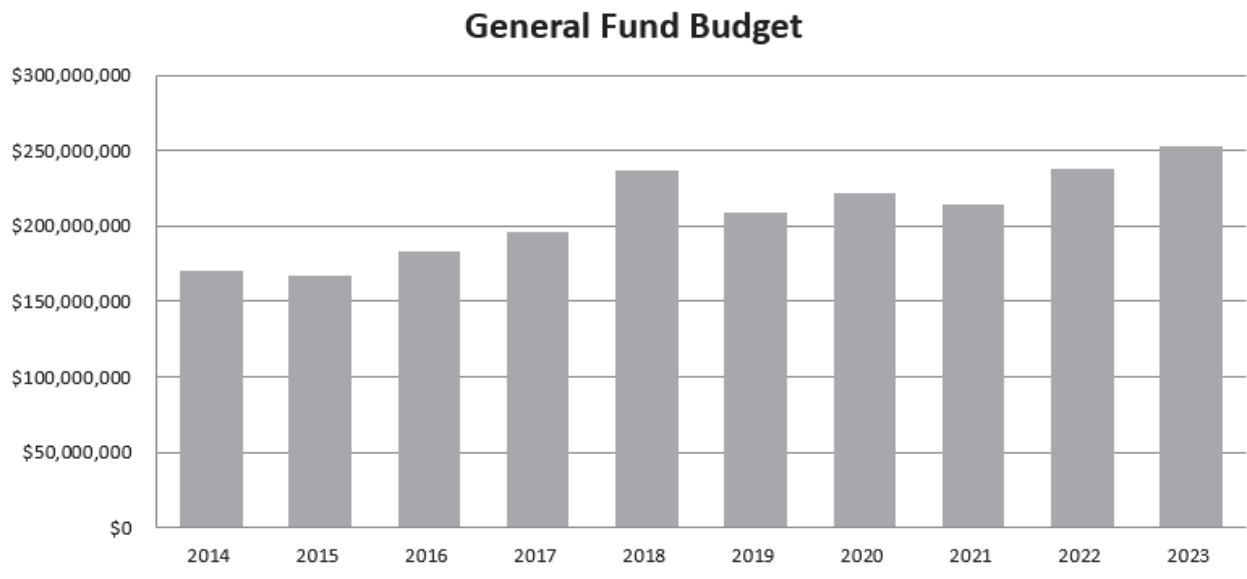


Table 5 below presents a side-by-side comparison of the General Fund expenditures by function for the past five years with the percentage change from FY 2022 Adopted to FY 2023 Adopted.

Table 5 – General Fund Expenditures by Function

FUNCTION AREA	FY 2019 ADOPTED	FY 2020 ADOPTED	FY 2021 ADOPTED	FY 2022 ADOPTED	FY 2023 ADOPTED	% CHANGE ADOPTED '22-'23
Conservation	\$315,240	\$329,260	\$323,826	\$323,980	\$355,979	9.9%
Culture and Recreation	\$1,033,089	\$982,257	\$1,006,749	\$1,018,980	\$1,093,069	7.3%
Equipment Services	\$4,344,133	\$4,426,830	\$4,782,214	\$4,089,407	\$5,062,587	23.8%
Financial Administrative	\$14,467,185	\$14,919,111	\$15,302,824	\$15,915,053	\$16,930,134	6.4%
General Administrative	\$48,082,751	\$51,900,927	\$38,536,821	\$55,930,424	\$57,415,501	2.7%
Health and Welfare	\$19,272,560	\$20,554,504	\$21,713,145	\$22,741,297	\$25,035,013	10.1%
Judicial	\$22,338,269	\$24,158,875	\$24,722,645	\$25,354,703	\$26,870,802	6.0%
Legal	\$15,834,099	\$15,949,112	\$16,487,451	\$17,371,829	\$18,016,968	3.7%
Public Facilities	\$11,432,110	\$12,626,013	\$11,644,145	\$12,194,578	\$13,268,335	8.8%
Public Safety	\$69,560,827	\$73,459,707	\$76,384,344	\$80,049,854	\$85,435,405	6.7%
Public Transportation	\$0	\$0	\$0	\$0	\$0	0.0%
Unclassified	\$2,157,200	\$2,157,200	\$3,106,330	\$2,356,330	\$3,656,330	55.2%
	<u>\$208,837,463</u>	<u>\$221,463,796</u>	<u>\$214,010,494</u>	<u>\$237,346,435</u>	<u>\$253,140,123</u>	<u>6.7%</u>

Unclassified has the largest percentage increase at 55.2%. The increase of \$1.3 million is the result of an increase in the transfer to the Healthcare Foundation of \$1.3 million. The Healthcare Foundation has not been able to support itself since FY 2017. Each year revenues are transferred into the Healthcare Foundation from the General Fund in order to maintain a minimum of 180 days of fund balance in the Healthcare Foundation.

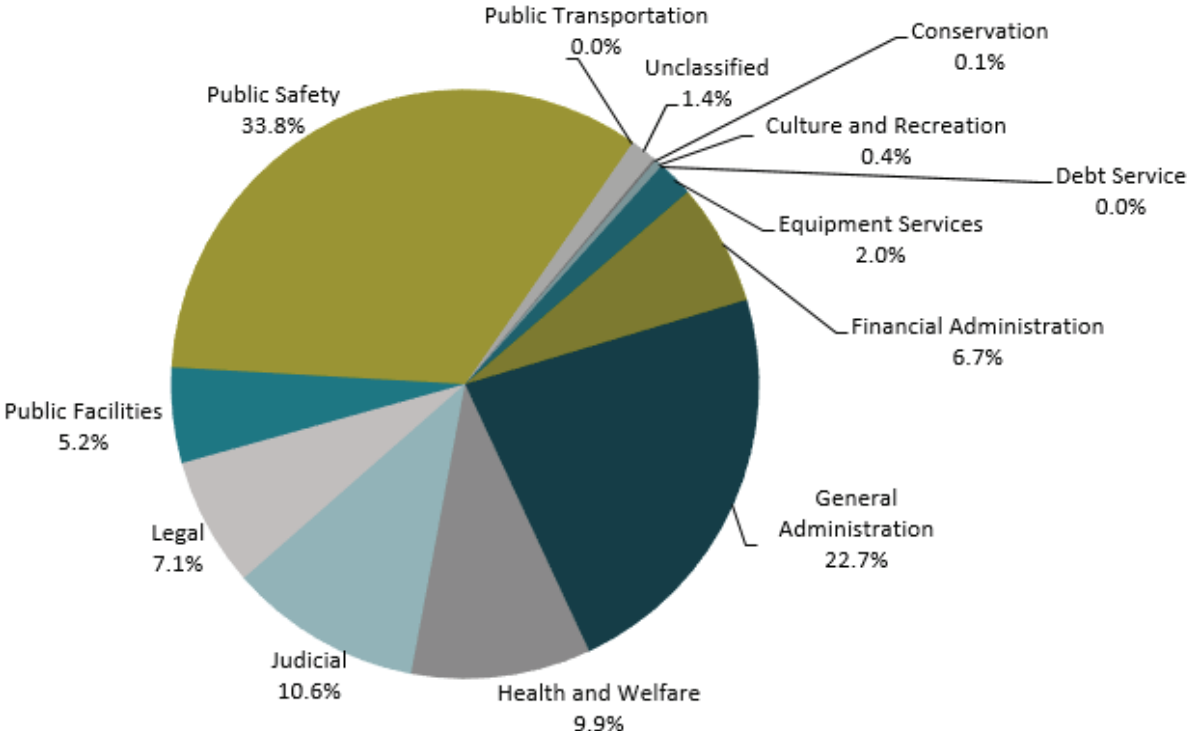
Equipment Services has increased by 23.8%. This is primarily due to increase in cost of equipment being replaced in the General Fund. Increases in the cost of vehicles has impacted both Road Equipment with replacement of a forklift and backhoe and Automotive Equipment such as the law enforcement fleet replacements.

Health and Welfare increased by 10.1% or \$2.3 million. The vast majority of this increase is due to an increase in the Inmate Medical Contract. The contract added staffing for adult and juvenile medical care as well as 24-hour care for Juveniles. The cost of providing Court Appointed Attorneys has also increased.

While the Conservation function appears to have a large percentage increase of 9.9%, the amount is only \$31,999. This increase is due to salary increases as well as increases in employee medical.

Figure 10 – General Fund Expenditures by Function

Adopted General Fund Budget - Expenditures by Function



FY 2023 Other Operating Funds

Road and Bridge Fund

The total FY 2023 adopted revenues for the Road and Bridge fund are \$24,520,900 plus \$2,094,627 of planned usage of reserve funds for a total of \$26,615,527. Adopted revenues represents a 6.2% budget increase when compared to FY 2022. The increase is due to additional anticipated revenues of \$1.5 million in motor vehicle sales and use tax commission.

Figure 11 – Road & Bridge Fund Revenues by Source

Adopted Road & Bridge Fund Budget - Revenues by Source

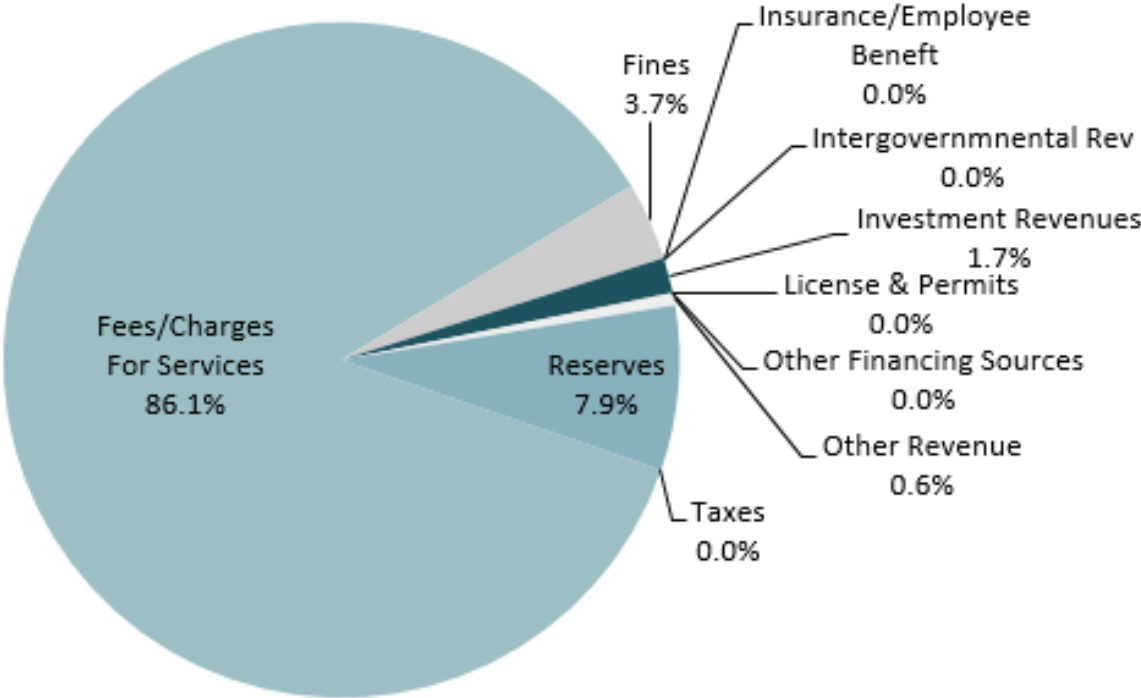
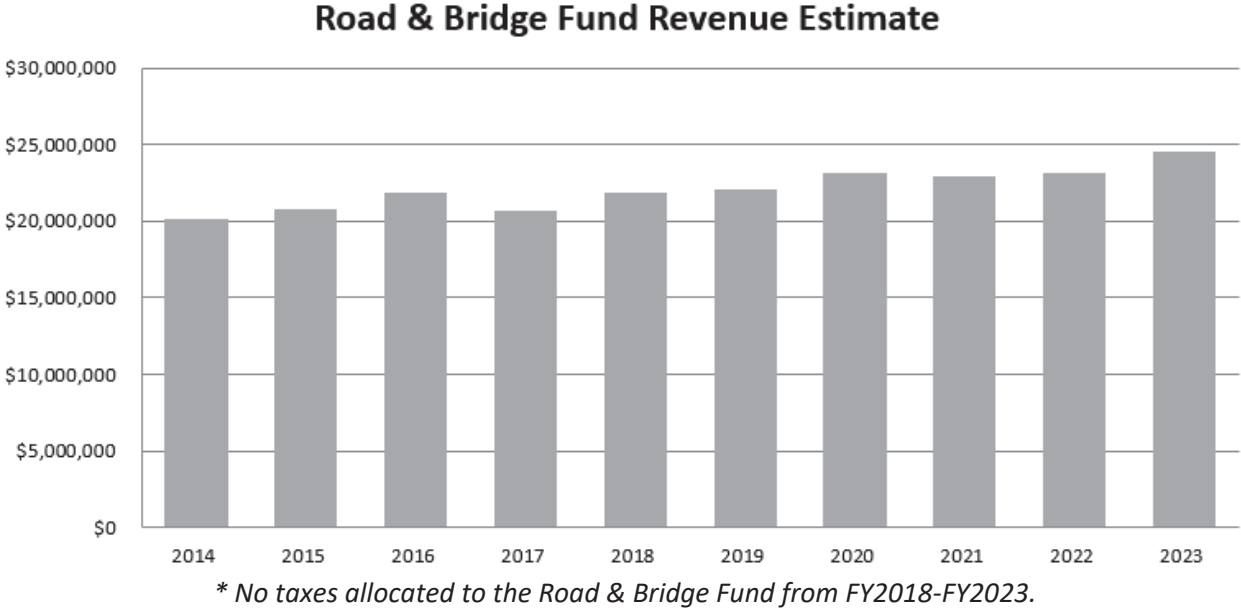
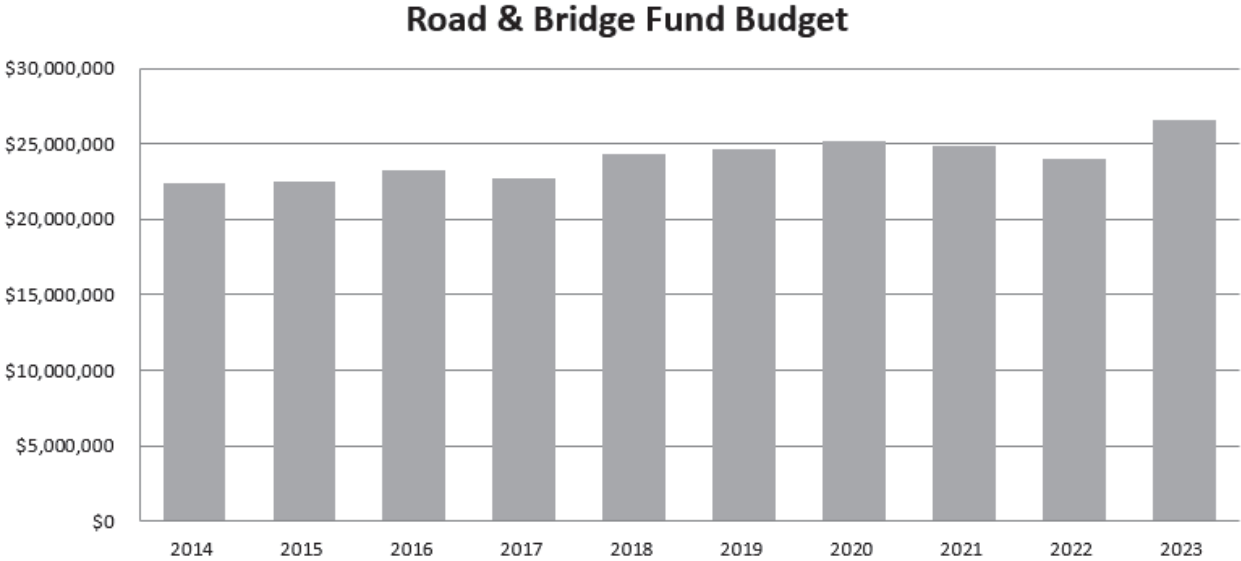


Figure 12 – Road & Bridge Fund Revenue Estimate



The total FY 2023 adopted expenditures for the Road and Bridge fund are \$26,615,527. This amount represents a 10.9% increase from the FY 2022 Adopted Budget. The increase is due to larger equipment purchases as well as some building improvements for the County’s Road and Bridge facilities.

Figure 13 – Road & Bridge Fund Budget



Permanent Improvement Fund

The Permanent Improvement fund is also financed by a portion of the property tax levy as required in the Texas Constitution. Projects in the Permanent Improvement fund are those capital projects that do not necessarily warrant the expenditure of bond funds but are still necessary to the efficient operation of the County. A “Permanent Improvement” is defined as physical improvements to a facility, property and/or office. It is normally renovation and modifications to existing offices, buildings or grounds, etc. that are not considered normal repairs or maintenance. A walk-thru of each County facility is done every year. Maintenance and improvements to existing County facilities are funded through the Permanent Improvement Fund. Expenditures are zeroed out each year as only one-time projects are budgeted in this fund. There are no recurring expenses. Total estimated revenues in the Permanent Improvement fund for FY 2023 are \$2,117,640 of which \$2,027,640 are from property taxes. Total expenditures adopted for FY 2023 are \$2,098,300.

Conclusion

Collin County’s economy is gaining strength with a robust housing market, an unemployment rate that continues to drop, and continued increase in population. The County continues to focus on its top priorities and core responsibilities of county governance while maintaining a high standard of living for its residents.

Considerable time was spent reviewing budget requests for compliance with the overall goals established by the County. County departments are to be commended for working within their established budgets, while working to find solutions to improve efficiencies within their current operating budgets. It is due to their efforts and the cost saving measures that have been implemented that we are able to maintain our current level of county services while still addressing growth.

The County continues to maintain a very conservative philosophy as reflected in this document. The FY 2023 Adopted Budget is a financially sound plan and will allow Collin County to continue to provide for as high a level of basic services to our growing community as possible within the limits of available resources.

I want to thank Commissioners, Elected Officials, and Department Heads for working with me to develop this Adopted Budget. I appreciate the continued dedication to our strong financial principles and management. I would especially like to thank my staff for their dedication and commitment.

Respectfully,



Mónica Arris
Budget and Finance Director

An aerial photograph of an industrial or commercial area, possibly a port or manufacturing zone. The scene includes several large, low-rise buildings, some with flat roofs and others with more complex structures. In the foreground, there are multiple sets of parallel tracks, likely for a railway or a port facility. The background shows a flat landscape with some distant structures and a clear sky with a few wispy clouds. The overall color palette is muted, with a lot of greys, browns, and blues. A large, bold, white text overlay is centered in the image, reading "COMMUNITY PROFILE". The text is flanked by two horizontal white bars, one above and one below.

COMMUNITY PROFILE

Community Profile

History

Collin County (C-18/19), is located in northeastern Texas thirty miles south of the Red River. McKinney, the county seat, is thirty-four miles northeast of Dallas. The county's center lies at approximately 33°11' north latitude and 96°34' west longitude. With the exception of a small portion of its western edge, Collin County's area of 851 square miles lies entirely within the Blackland Prairie region of Texas. The surface of the county is generally level to gently rolling, with an elevation ranging from 450 to 700 feet above sea level. Deep clayey soils over marl and chalk surface the central and western part of the county. Dark loamy alluvial soils, subject to flooding during the rainy season, lie in the eastern section. The western and central portions of the county are drained by the East fork of the Trinity River. The Elm fork of the Trinity drains the eastern section. Bois d' arc, oak, elm, ash, pecan, and post oak trees grow along the streams of the county but not in sufficient quantity for commercial use. Limestone and sand for making cement are the only mineral resources. Temperatures range from an average high of 96° F in July to an average low of 34° in January. Rainfall averages just under thirty-five inches a year, and the growing season extends for 237 days.

Branches of the Caddo Indians inhabited the area before the arrival of the first White settlers. Occasional outbreaks of violence occurred between the two groups, but there was no extended period of conflict since the Caddos withdrew from the county by the mid-1850s. The absence of organized Indian resistance, combined with the county's fertile soil and an offer of land grants by the Peters colony attracted settlers to the area in the early 1840s. Even with the offer of free land, the estimated population of the county was only 150 when it was demarked from Fannin County on April 3, 1846, and named for Collin McKinney, one of the first settlers of the county and a signer of the Texas Declaration of Independence. The original county seat was Buckner. Because this town Buckner was not within three miles of the center of the county, however, McKinney became the county seat in 1848. Like the county, McKinney was named for Collin McKinney.

The settlement of Collin County can be divided into two phases. The first occurred during the early period of the county's history, from 1840 to 1860. The second phase took place during and after the arrival of railroads. The settlements established before the construction of rail lines seldom survived if the railroads bypassed them. The majority of the first settlers of Collin County were farmers who lived near streams, where water and wood were easily obtained. They established small, family-operated farms that produced mostly wheat and corn. The slave and cotton economy that characterized most of the South, with its large plantations, failed to take hold in the county. In part this was a result of the lack of navigable rivers and railroads to transport cash crops to retail centers. The nearest market was Jefferson, more than 150 miles to the east. In addition, the farmers who settled the county were from the upper South and had little experience in slaveholding or raising cotton. In 1860 only 1,047 of the 9,264 residents were black, and the cotton harvest was of no significance.

These factors, plus the influence of James W. Throckmorton, a native of McKinney and Texas state senator, resulted in Collin County's vote against secession, 948 to 405, in 1861. Once Texas joined the Confederacy, however, more than 1,500 residents of the county enlisted in the defense of the South, led by Throckmorton, who rose to the rank of brigadier general. During the war isolated incidents of

violence occurred between Union sympathizers and Confederates, including the participation of an undetermined number of county residents in the events that led to the Great Hanging at Gainesville in 1862. Outbreaks of violence continued after the war. Farmersville, twelve miles east of McKinney, was the site of one of the killings that took place during the Lee-Peacock feud. By 1869 gunplay between the two groups had ended. Except for the military appointments of a few public officials in 1867–68, the county remained under the control of the Democratic Party during Reconstruction.

For the first thirty years of the county's history farmers had little incentive to take advantage of the fertile soil of the Blackland Prairie, considered the richest agricultural region of Texas. Between the 1840s and 1870s the lack of transportation facilities, limited markets, and absence of mechanized farm equipment restricted the agricultural production of the county. The arrival of the railroad removed these obstacles and initiated a fifty-year period of economic growth. In 1872 the Houston and Texas Central Railway, the first to reach the county, connected McKinney and Plano to tracks that reached as far south as Houston. The Missouri, Kansas and Texas followed four years later and was joined in a decade by the Gulf, Colorado and Santa Fe. By the mid-1890s six railroads crisscrossed the county, connecting farmers to retail markets throughout Texas. With an outlet for their products farmers began to cultivate the unplowed fertile land in the eastern and central sections of the county. Between 1870 and 1920 the number of farms and crop production increased dramatically. In 1870, 903 farms valued at just over three million dollars produced 674,565 bushels of corn, 4,371 bales of cotton, and 42,827 bushels of wheat. In 1920 the number of farms had increased to 6,001, with a value estimated at well over \$84 million. Production of corn had increased to 2,574,689 bushels, cotton to 49,311 bales, and wheat to 956,412 bushels.

By the 1920s, twenty-three Collin County communities had voted road bonds totaling just under \$4 million. New roads, combined with State Highway 289, provided county residents with easy access to Dallas, Fort Worth, and Waco. By the end of the decade thirteen communities had electricity, natural gas, and a telephone exchange. Three had a population of over 1,000. In 1920 the county seat had 6,677 residents, and the population of the county was 49,609.

During the next forty years, however, the population declined. The Great Depression, mechanization of farms, and employment opportunities outside the county contributed to the drop in population. Although Collin County did not suffer the extreme hardships that befell other areas of Texas, the number of county farms declined from 6,069 in 1930 to 4,771 by 1940. The value of all crops harvested dropped from just over \$10 million to just over \$6.5 million during the same period. As late as 1940 Collin County's unemployment rate stood at 19 percent.

By the mid-1950s the economy had recovered. The average value of farmland per acre increased from \$58.91 in 1940 to \$145.52 in 1954. In part this improvement was a result of the efforts of the Texas Research Foundation and the Collin County Soil Conservation District. The Texas Research Foundation, established at Renner in 1944, used the latest scientific discoveries to improve farming practices. In 1946 the Collin County Soil Conservation District was formed and planned the construction of 144 flood-retarding structures, including Lake Lavon, to prevent the flooding of thousands of acres of rich bottomland in southeastern Collin County. Farmers also benefited from the electric cooperatives established by the Rural Electrification Administration in the late 1930s. The Hunt-Collin Co-operative (1937), the Fannin County Electric Co-operative (1939), and the Grayson-Collin Electric Co-operative (1937) combined to bring electricity to the isolated communities of the county. New roads also assisted county farmers. In 1946 the county had 138 miles of paved roads. By

the early 1970s the paved miles had increased to 2,333. The work of the Texas Research Foundation and improved soil-conservation practices increased the production of wheat, the county's primary cash crop, from 352,229 bushels in 1949 to 1,224,664 bushels in 1959.

The mechanization of farming, however, reduced the number of farms from 3,166 in 1950 to 2,001 in 1960. A corresponding decline in the county's population occurred. Historically the percentage of tenant farmers in Collin County was high; it reached a peak of 74 percent in 1925. By 1960 that figure had dropped to 38 percent. Because of the lack of business opportunities outside farming in the county, the majority of those forced to leave farming also left the county. The population decreased from 47,190 in 1940 to 41,247 in 1960.

Although agriculture, especially developing dairy farming, continued to be an important factor in the county's economy, by 1980 the introduction of light industry, combined with the growth of the Dallas metropolitan area, produced a successful diversified economy. In 1980 the number of business establishments totaled 2,388; 25 percent of the population was employed in manufacturing and 23 percent in wholesale and retail trade. Most of the population, 59 percent, worked outside the county. The economic growth between 1960 and 1980 accompanied a comparable population growth. Plano, eighteen miles northeast of Dallas, had the most dramatic increase of all Collin County towns: in 1960 Plano's population was 3,695, and twenty years later it was 72,331. Overall, Collin County's population increased from 41,692 in 1960 to 144,576 in 1980. Subsequently it continued to grow, largely as a result of the development of the suburbs in and around Plano. By 1990 the number of residents in Plano increased to 128,673, and the population of the county as a whole grew to 264,036, nearly double what it had been only a decade before. Many of the new arrivals in the county are from areas outside of Texas. As of 2014, the population of the county was 885,241, and the population of Plano was 278,495.

Though before 1970 the voters of the county were staunchly Democratic, from 1972 to 1992 they consistently chose Republican presidential candidates, and Republicans also made inroads in state and local races. Other changes have occurred. Due to the large number of young families that have moved to the area, the average age has dropped considerably, and education levels have been steadily rising. Hispanics, traditionally only a small minority in the county, now outnumber African Americans, and the number of Asians is increasing rapidly. In 2014 about 61.2 percent of the population was Anglo, 15 percent Hispanic, 9.4 percent African American, and 12.3 percent Asian. Collin County is well on its way to being one of the most densely populated counties in Texas. The largest city, Plano, overshadows the county seat as the business and educational center of the county. The diversified economy continues to diminish the number of farms. At its 150th anniversary the county little resembled what was settled in the 1840s.

Handbook of Texas Online, David Minor, "COLLIN COUNTY," accessed November 8, 2022, <http://www.tshaonline.org/handbook/online/articles/hcc16>. Uploaded on June 12, 2010. Modified on October 8, 2020. Published by the Texas State Historical Association.

Top 10 Taxpayers

Table 6 – 2022 Top 10 Tax Payers

Taxpayer	Market Value	Taxable Value
TEXAS INSTRUMENTS INC	\$822,609,379	\$822,609,379
ONCOR ELECTRIC DELIVERY CO LLC	\$720,586,872	\$718,708,443
CORPORATE PROPERTIES TRUST I SPE #1 LLC	\$714,253,292	\$714,253,292
TOYOTA MOTOR NORTH AMERICA INC	\$634,470,917	\$634,470,917
JP MORGAN CHASE BANK NA	\$626,490,539	\$626,490,539
LEGACY WEST INVESTORS LP	\$394,500,000	\$394,500,000
LIBERTY MUTUAL PLANO LLC	\$381,938,992	\$381,938,992
HEALTH CARE SERVICE CORPORATION A MUTUAL LEGAL RESERV	\$336,126,339	\$336,126,339
CCI-D 6501 LEGACY OWNERS LLC	\$335,000,000	\$335,000,000
STONEBRIAR MALL LLC	\$331,853,647	\$331,853,647

Source: Collin County Central Appraisal District

<https://www.collincad.org/files/Reports/TopTaxpayerReports/2022TopTaxpayersReport.pdf>
2022 Top Taxpayer Report

Top 10 Employers

Table 7 – 2022 Top 10 Employers

Employer	Employees	Industry
State Farm	7,200	Finance and Insurance
Plano Independent School District	6,854	Educational Services
Capital One Finance	5,979	Finance and Insurance
DXC Technology	4,000	Management of Companies and Enterprises
JP Morgan Chase	4,000	Finance and Insurance
Toyota North American HQ	3,937	Management of Companies and Enterprises
Bank of America Home Loans	3,729	Finance and Insurance
Raytheon	3,500	Manufacturing
Blue Cross and Blue Shield of Texas	3,100	Finance and Insurance
State Farm	2,785	Finance and Insurance

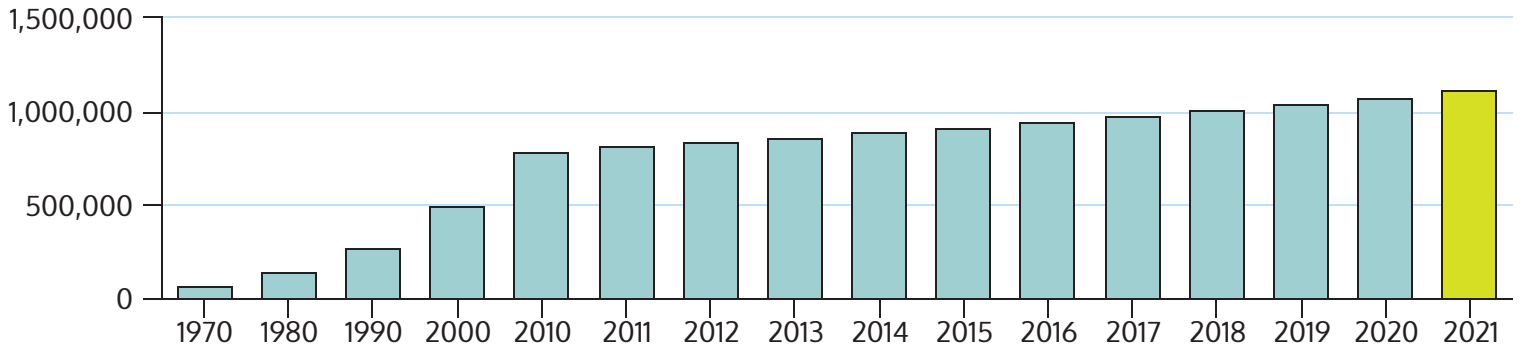
Source: North Central Texas Council of Governments

https://data-nctcoggis.opendata.arcgis.com/datasets/ccbca4d6603e4fe6a0713feccc555a9e_0/explore?location=32.727319%2C-97.157150%2C9.76

A SNAPSHOT OF COLLIN COUNTY

POPULATION GROWTH

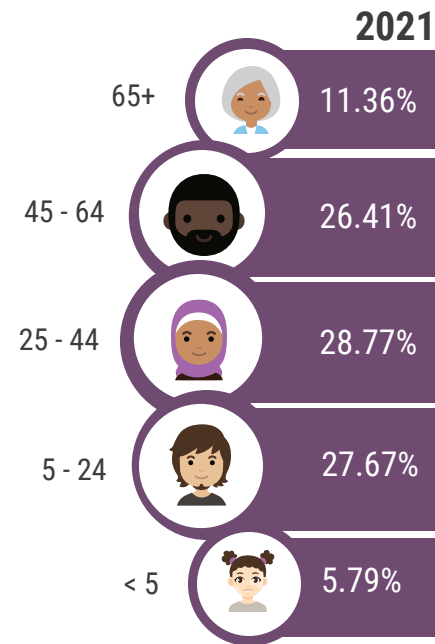
Collin County's population is among the fastest growing in the United States. Since the 2010 Census, Collin County has experienced a 42% growth, with an average annual growth rate of 3%.



POPULATION COMPOSITION BY RACE and ETHNICITY AND AGE

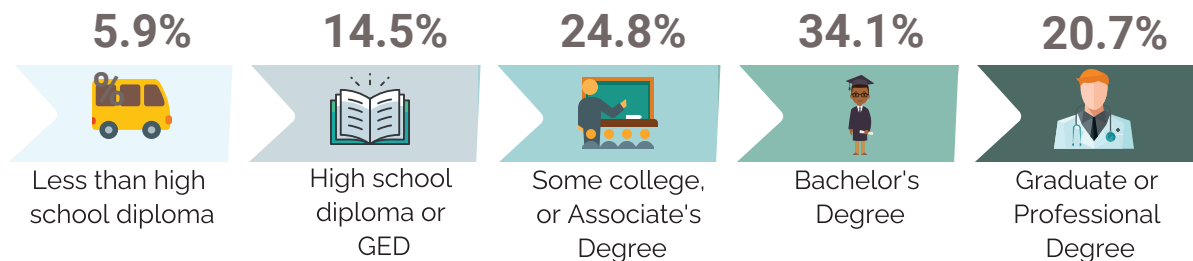
Since the 2010 Census, the population composition by age has remained consistent over time. The population composition by race and ethnic group has shown the greatest change as evidenced by the chart below.

RACE AND ETHNIC GROUP	2010	2021
White	74.22%	55.14%
African American	8.14%	10.88%
American Indian or Native Alaskan	0.59%	0.72%
Asian	11.30%	17.30%
Native Hawaiian and Other Pacific Islander	0.03%	0.07%
Other	2.71%	4.36%
Two or More Races	3.00%	11.53%
Hispanic or Latino Origin	14.84%	15.85%



EDUCATIONAL ATTAINMENT

In 2021, 94% of the population 25 years and older was at least a high school graduate and 55% had a Bachelor's degree or higher. The total school enrollment was 299,455.

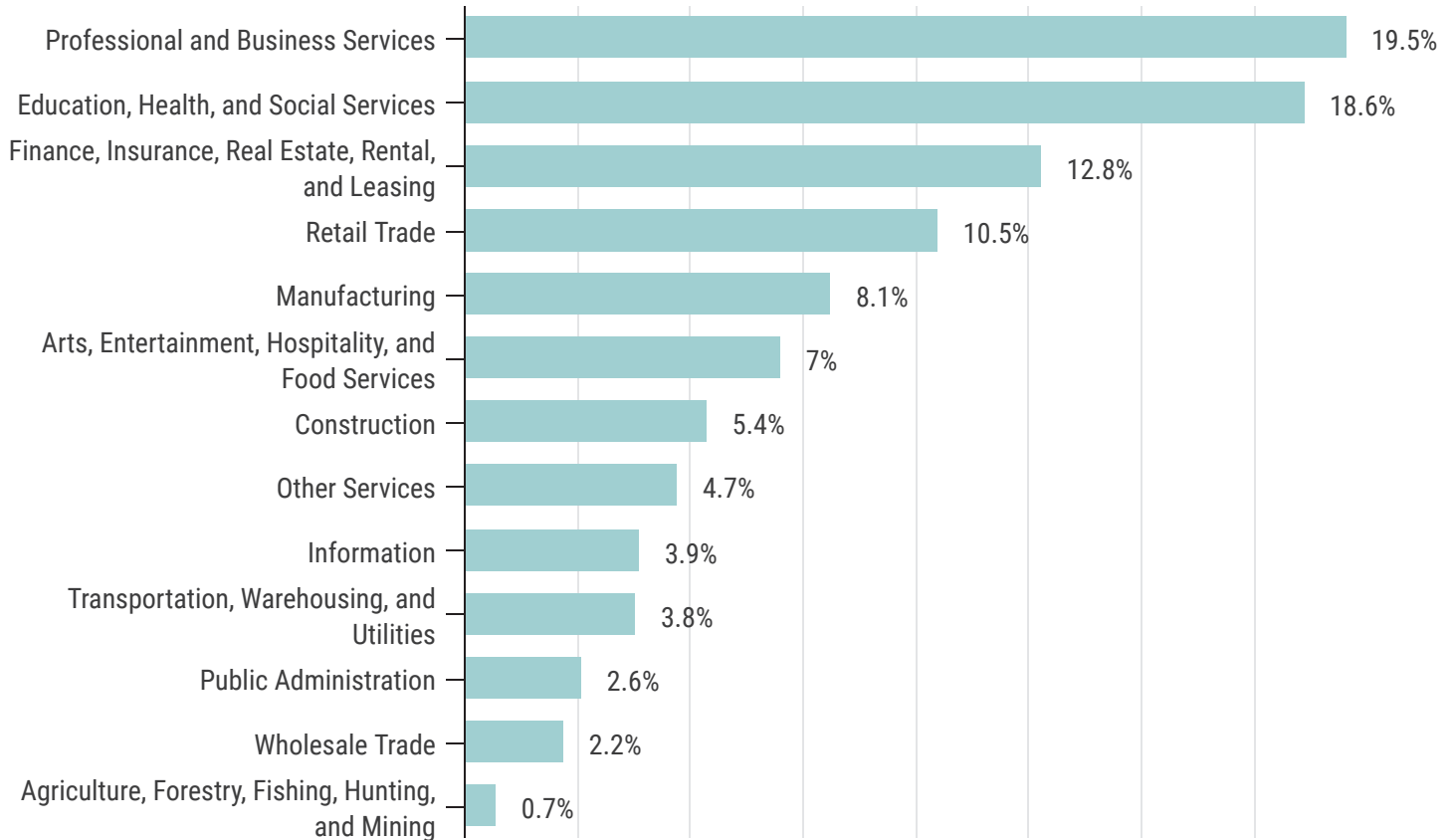


EMPLOYMENT

For the employed population 16 years and older, the most common occupations in 2021, were professional, scientific, management, and administrative, followed by education, health care, and social assistance.



Employment by Industry



58% drove alone



7% carpoled



<1% public transportation



<1% walk/other



33% work from home

INCOME

In 2021, 50% of households had a total combined income of \$100,000 or more. 19% had a total combined income of \$200,000 or more.

88% of households received earnings, 19% received Social Security, and 17% received retirement income other than Social Security. These income sources are not mutually exclusive.

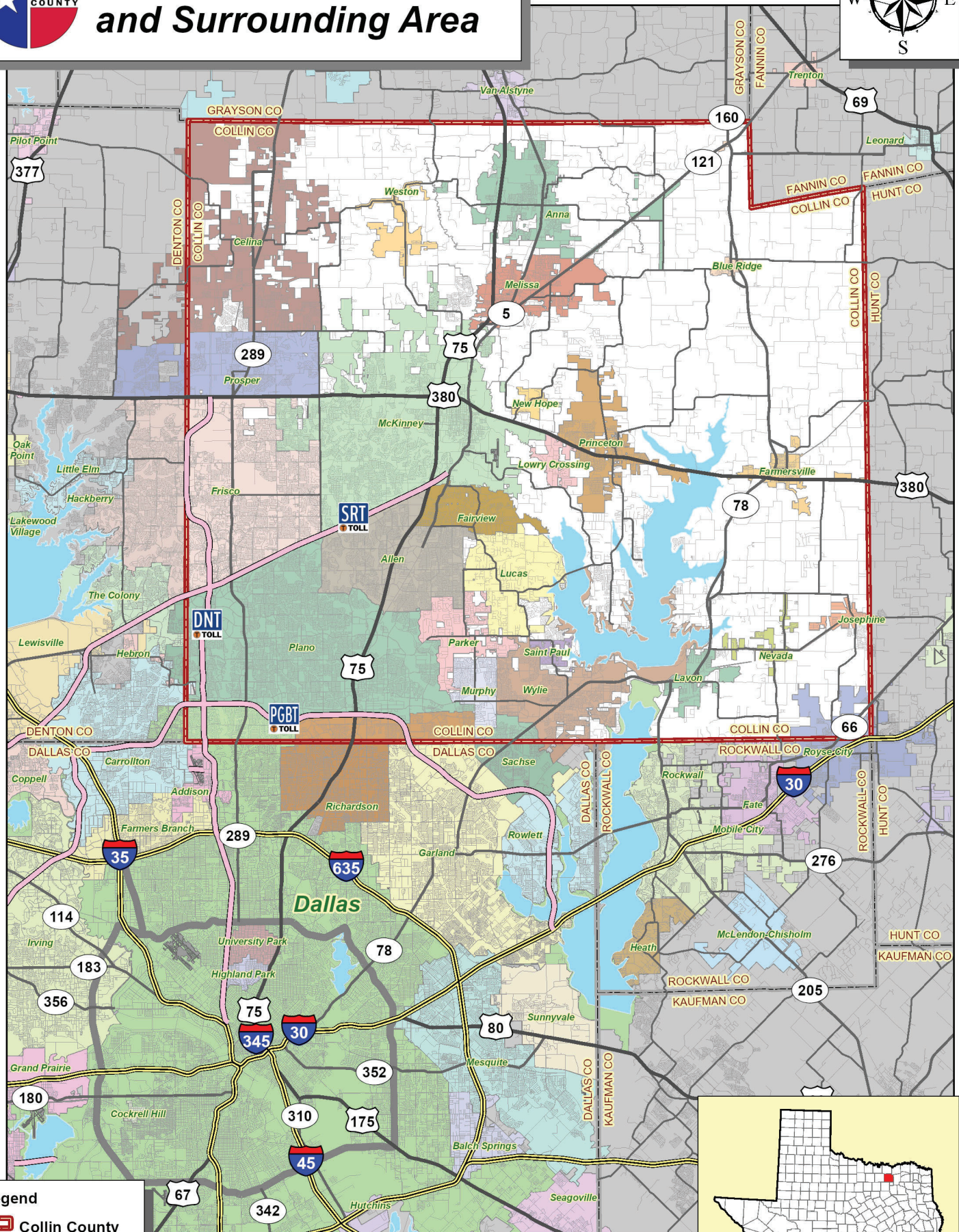
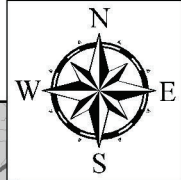
The median household income in 2021 was **\$101,494.**



Source: U.S. Census Bureau
American Community Survey Office, 2021 1 Year Estimate

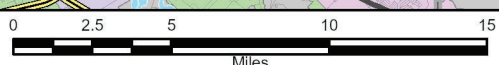


Collin County, Texas and Surrounding Area



Legend

- Collin County
- Area Counties
- Lakes
- Roads
- Existing Tollways



Sources: Collin County GIS Database, US Census Bureau, NCTCOG, Texoma COG, Denton County Area 911 District, NCT9-1-1, TXDOT and THIRIS.

This map is for illustrative purposes only. In no way should this map be used to settle any boundary disputes or locational conflict.

October 2022





PERSONNEL

Positions by Fund & Department
Full Time Equivalents
5-Year Detail

DEPARTMENT	FY 2019 ADOPTED	FY 2020 ADOPTED	FY 2021 ADOPTED	FY 2022 ADOPTED	FY 2022 REVISED	FY 2023 REQUESTED	FY 2023 ADOPTED
0001 GENERAL FUND							
01001 County Judge	1	1	1	1	1	1	1
01051 Commissioner, Pct 1	1	1	1	1	1	1	1
01052 Commissioner, Pct 2	1	1	1	1	1	1	1
01053 Commissioner, Pct 3	1	1	1	1	1	1	1
01054 Commissioner, Pct 4	1	1	1	1	1	1	1
02001 Administrative Services	9	8	8	8	8	8	8
02013 Magistration	0	1	4.5	4.5	9	9	9
03001 Human Resources	18	19	19	19	20	21	21
03020 Risk Management	2	2	2	2	2	2	2
03030 HR - Civil Service	1	1	1	1	1	1	1
04001 Budget	6	6	6	6	6	6	6
04020 Support Services	3.5	3.5	3.5	3.5	3.5	3.5	3.5
05001 Elections Administration	15	15	15	16	16	16	16
06001 Information Technology	36	39	39	52	52	53	52
06020 Telecommunications	8	8	8	0	0	0	0
06030 Records	9	8	8	7	7	7	7
06040 ERP	4	4	4	0	0	0	0
06050 GIS/Rural Addressing	5.5	5.5	5.5	5.5	5.5	6.5	5.5
07001 Veterans Service Office	3	3	3	3	3	3	3
08001 County Clerk	29	30	30	32	32	32	32
08020 County Court at Law Clerks	36	36	36	36	36	36	36
08020 Court Collections	5	5	5	4	4	4	4
08030 County Clerk Treasury	6	6	6	6	6	6	6
08060 County Clerk Probate/Mental	7	7	7	7	7	7	7
09001 Medical Examiner	12	12	13	13	13	14	13
10001 Non Departmental	0	0	8	0	0	0	0
20010 County Court at Law 1	4	4	4	4	4	4	4
20020 County Court at Law 2	4	4	4	4	4	4	4
20030 County Court at Law 3	4	4	4	4	4	4	4
20040 County Court at Law 4	4	4	4	4	4	4	4
20050 County Court at Law 5	4	4	4	4	4	4	4

Positions by Fund & Department
Full Time Equivalents
5-Year Detail

DEPARTMENT	FY 2019 ADOPTED	FY 2020 ADOPTED	FY 2021 ADOPTED	FY 2022 ADOPTED	FY 2022 REVISED	FY 2023 REQUESTED	FY 2023 ADOPTED
0001 GENERAL FUND CONTINUED							
20060 County Court at Law 6	4	4	4	4	4	4	4
20070 County Court at Law 7	4	4	4	4	4	4	4
21099 County Court Probate	4	4	4	4	4	4	4
23001 District Clerk	68	74	71	69	69	75	71
23001 District Clerk Passport	4	0	0	0	0	0	0
23030 Jury Management	4	4	4	4	4	4	4
24000 Justice of the Peace, Shared	1	1	1	1	1	1	1
24010 Justice of the Peace, Pct 1	10	7	7	7	7	7	7
24020 Justice of the Peace, Pct 2	5	5	5	5	5	5	5
24030 Justice of the Peace, Pct 3	0	0	0	13	13	13	13
24031 Justice of the Peace, Pct 3-1	7	9	9	0	0	0	0
24032 Justice of the Peace, Pct 3-2	5	5	5	0	0	0	0
24040 Justice of the Peace, Pct 4	8	7	7	7	7	7	7
25000 District Courts Shared	4	4	4	4	4	8	7
25199 199th District Court	4	4	4	4	4	4	4
25219 219th District Court	4	4	4	4	4	4	4
25296 296th District Court	4	4	4	4	4	4	4
25366 366th District Court	4	4	4	4	4	4	4
25380 380th District Court	4	4	4	4	4	4	4
25401 401st District Court	4	4	4	4	4	4	4
25416 416th District Court	4	4	4	4	4	4	4
25417 417th District Court	4	4	4	4	4	4	4
25429 429th District Court	4	4	4	4	4	4	4
25468 468th District Court	0	4	4	4	4	4	4
25469 469th District Court	4	4	4	4	4	4	4
25470 470th District Court	4	4	4	4	4	4	4
25471 471st District Court	0	4	4	4	4	4	4
30001 County Auditor	32	32	33	33	33	34	33
31001 Tax Assessor/Collector	98.5	98.5	97.5	98.5	98.5	124.5	100.5
32001 Purchasing	16	17	17	17	17	17	17
35001 District Attorney	133	137	139	141	141	148	140

Positions by Fund & Department
Full Time Equivalents
5-Year Detail

DEPARTMENT	FY 2019 ADOPTED	FY 2020 ADOPTED	FY 2021 ADOPTED	FY 2022 ADOPTED	FY 2022 REVISED	FY 2023 REQUESTED	FY 2023 ADOPTED
0001 GENERAL FUND CONTINUED							
40010 Facility Management	51	52	51	64	74.5	76.5	74.5
40030 Building Superintendent	4	4	4	4	4	4	4
44001 Equipment Services	14	14	14	14	14	14	14
50001 Sheriff	141.0	145.5	143.5	144.5	147.5	167.5	151.5
50002 Child Abuse Task Force	2	2	6	5	5	5	5
50003 Dispatch	29	29	30	30	30	32	32
50030 Jail Operations	274	350	351	353	352	352	352
50050 Minimum Sec Ops	44	0	0	0	0	0	0
50060 Fusion Center	6	5	4	4	3	3	3
50070 Holding - Inmate Transfer	37	0	0	0	0	0	0
50090 County Corrections	4	4	4	4	4	4	4
55010 Constable Pct 1	8	9	9	9	9	9	9
55020 Constable Pct 2	5	5	5	5	5	5	5
55030 Constable Pct 3	14	14	15	15	15	15	15
55040 Constable Pct 4	8	8	9	9	9	9	9
57001 Fire Marshal	5	5	5	6	6	7	7
59001 Highway Patrol	1	1	1	1	1	1	1
59050 Emergency Management	2	2	2	1	1	1	1
60030 Substance Abuse	3	3	3	3	3	3	3
62090 Indigent Defense Coordinator	7	8	8	8	8	8	8
64001 Juvenile Probation	44	45	49.5	49.5	51	53	53
64020 Juvenile Detention	92	92	92	92	92	93	92
64060 Juvenile Alt Education (JJAEP)	6	6	6	6	6	6	6
70001 County Extension Service	6.5	6.5	6.5	6.5	6.5	6.5	6.0
78001 Myers Park	10	10	10	10	10	10	10
78020 Farm Museum	1	1	1	1	1	1	1
82001 County Development Services	8.5	9.5	9.5	9.5	9.5	9.5	9.5
0001 GENERAL FUND TOTAL	1,518.5	1,539.0	1,559.0	1,568.0	1,586.5	1,662.5	1,602.0

Positions by Fund & Department
Full Time Equivalents
5-Year Detail

DEPARTMENT	FY 2019 ADOPTED	FY 2020 ADOPTED	FY 2021 ADOPTED	FY 2022 ADOPTED	FY 2022 REVISED	FY 2023 REQUESTED	FY 2023 ADOPTED
1010 ROAD & BRIDGE FUND							
75001 Road & Bridge	90	92	94	94	94	95	94
75020 Engineering	4	4	4	5	5	5	5
75040 Public Services	5	5	5	5	5	5	5
75060 Special Projects	1	1	1	0	0	0	0
1010 ROAD & BRIDGE FUND TOTAL	100	102	104	104	104	105	104
0029 COURTHOUSE SECURITY FUND							
50040 Courthouse Security	13	13	13	13	13	13	13
1021 LAW LIBRARY FUND							
04030 Law Library	2.5	2.5	2.5	2.5	2.5	2.5	2.5
1025 COUNTY CLERK DOCUMENT PRESERVATION							
08040 County Clerk Records Management	5	6	7	9	9	9	9
1026 DISTRICT CLERK DOCUMENT PRESERVATION							
23040 District Clerk Document Preservation	2	2	1	1	1	1	1
1040 HEALTHCARE FOUNDATION							
60001 Health Care Services	37	37	44	57	71	95	71
1049 DA PRETRIAL INTERVENTION PROGRAM							
35060 DA Deferred Prosecution	1	1	1	1	1	1	1
1054 PROBATE GUARDIANSHIP FUND							
21099 Probate Guardianship	1	1	1	1	1	1	1
1060 DA FEDERAL TREASURY FORFEITURE FUND							
35002 DA Federal Task Force	0	1	1	1	1	0	1

Positions by Fund & Department
Full Time Equivalents
5-Year Detail

DEPARTMENT	FY 2019 ADOPTED	FY 2020 ADOPTED	FY 2021 ADOPTED	FY 2022 ADOPTED	FY 2022 REVISED	FY 2023 REQUESTED	FY 2023 ADOPTED
2102 BIOTERRORISM GRANT FUND							
58001 Bioterrorism	8	8	14	8	8	8	8
2108 WIC							
60060 WIC Services	19	19	18	16	16	17	17
2580 STATE GRANTS FUND							
64001 Juvenile Probation Grant	1	1	1	1	1	1	1
25296 296th Veterans Court	0	0	4	0	0	0	0
25296 296th VALOR Program	0	0	1	0	0	0	0
5505 EMPLOYEE INSURANCE FUND							
60020 Employee Clinic	2	2	2	2	2	3	2
5990 ANIMAL SAFETY FUND							
83001 Animal Shelter	9.5	9.5	9.5	9.5	9.5	9.5	9.5
83030 Animal Control	6.5	6.5	6.5	6.5	6.5	6.5	6.5
OTHER FUNDS TOTAL	107.5	109.5	126.5	128.5	142.5	167.5	143.5
605xx CSCD FUNDS							
61001 CSCD - Basic Supervision	96	96	93	95	95	95	95
61001 CSCD - Community Corrections	4	4	4	4	4	4	4
61001 CSCD - Personal Bond/Surety Program	4	4	7	6	6	6	6
61001 CSCD - DP SC Sex Offender	3	3	3	2	2	2	2
61001 CSCD - DP SC Mentally Impaired	2	2	2	2	2	2	2
61001 CSCD - DP SC Substance Abuse	5	5	5	5	5	5	5
605xx CSCD FUNDS TOTAL	114	114	114	114	114	114	114
TOTAL AUTHORIZED FTES	<u>1,840.0</u>	<u>1,864.5</u>	<u>1,903.5</u>	<u>1,914.5</u>	<u>1,947.0</u>	<u>2,049.0</u>	<u>1,963.5</u>

FY 2023 Position Changes

DEPARTMENT / POSITION	QUANTITY REQUESTED (FTE)	POSITION SALARY REQUESTED	SALARY & BENEFITS BUDGET IMPACT	QUANTITY ADOPTED (FTE)	SALARY & BENEFIT BUDGET IMPACT
0001 GENERAL FUND					
03001-0001 Human Resources - Admin					
Senior Benefits Representative	-1	\$ (66,867)	\$ (94,588)	0	\$ -
HR Manager	1	\$ 75,520	\$ 101,103	0	\$ -
Trainer	1	\$ 59,975	\$ 86,487	0	\$ -
Talent Acquisition Coordinator	<u>0</u>	<u>\$ -</u>	<u>\$ -</u>	<u>1</u>	<u>\$ 94,405</u>
	1	\$ 68,628	\$ 93,001	1	\$ 94,405
06001-0001 Information Technology - Admin					
IT Program Manager	1	\$ 78,601	\$ 108,382	0	\$ -
Senior Project Manager	-1	\$ (104,521)	\$ (138,852)	-1	\$ (139,839)
IT Program Manager	<u>1</u>	<u>\$ 104,521</u>	<u>\$ 138,852</u>	<u>1</u>	<u>\$ 139,839</u>
	1	\$ 78,601	\$ 108,382	0	\$ -
06050-0001 GIS - Admin					
GIS Coordinator	-1	\$ (69,285)	\$ (97,431)	0	\$ -
GIS Coordinator	1	\$ 69,285	\$ 97,431	0	\$ -
GIS Technician	<u>1</u>	<u>\$ 45,910</u>	<u>\$ 65,650</u>	<u>0</u>	<u>\$ -</u>
	1	\$ 45,910	\$ 65,650	0	\$ -
08020-0001 County Court at Law Clerks - Admin					
Deputy Clerk II - Civil	-1	\$ (53,964)	\$ (79,421)	0	\$ -
Civil Specialist	1	\$ 56,662	\$ 82,592	0	\$ -
Deputy Clerk II - Criminal	-1	\$ (38,977)	\$ (61,804)	0	\$ -
Criminal Specialist	<u>1</u>	<u>\$ 42,249</u>	<u>\$ 65,650</u>	<u>0</u>	<u>\$ -</u>
	0	\$ 5,970	\$ 7,018	0	\$ -
09001-0001 Medical Examiner - Admin					
Field Agent	1	\$ 54,690	\$ 80,274	0	\$ -
Field Agent	-1	\$ (75,741)	\$ (105,020)	0	\$ -
Deputy Chief Field Agent	<u>1</u>	<u>\$ 83,315</u>	<u>\$ 109,472</u>	<u>0</u>	<u>\$ -</u>
	1	\$ 62,264	\$ 84,727	0	\$ -
23001-0001 District Clerk - Admin					
Deputy District Clerk II - Grand Jury	1	\$ 38,977	\$ 61,804	1	\$ 62,730
Deputy District Clerk II - 417th District Court	1	\$ 38,977	\$ 61,804	1	\$ 62,730
Deputy District Clerk I - Front Counter	1	\$ 36,040	\$ 58,351	0	\$ -
Deputy District Clerk II - Case Mgmt Criminal	1	\$ 38,977	\$ 61,804	0	\$ -
Deputy District Clerk II - Expunctions	1	\$ 38,977	\$ 61,804	0	\$ -
Deputy District Clerk II	<u>1</u>	<u>\$ 39,777</u>	<u>\$ 62,744</u>	<u>0</u>	<u>\$ -</u>
	6	\$ 231,725	\$ 368,310	2	\$ 125,460

FY 2023 Position Changes

DEPARTMENT / POSITION	QUANTITY REQUESTED (FTE)	POSITION SALARY REQUESTED	SALARY & BENEFITS BUDGET IMPACT	QUANTITY ADOPTED (FTE)	SALARY & BENEFIT BUDGET IMPACT
0001 GENERAL FUND CONTINUED					
23030-0001 District Clerk Jury Management - Admin					
Deputy District Clerk II	1	\$ 38,977	\$ 61,804	0	\$ -
Deputy District Clerk II	<u>-1</u>	<u>\$ (39,777)</u>	<u>\$ (62,744)</u>	<u>0</u>	<u>\$ -</u>
	0	\$ (800)	\$ (940)	0	\$ -
25000-0009 District Court - Shared					
Deputy Court Administrator	1	\$ -	\$ 15,986	0	\$ -
Deputy Court Admin Assistant	0	\$ -	\$ -	1	\$ 59,275
Court Reporter - CAC/Aux	2	\$ 121,013	\$ 316,613	2	\$ 318,618
Pro Se Case Coordinator	1	\$ 45,910	\$ 69,953	0	\$ -
Clerk I	<u>0</u>	<u>\$ -</u>	<u>\$ -</u>	<u>0</u>	<u>\$ -</u>
	4	\$ 166,923	\$ 402,552	3	\$ 377,893
30001-0001 County Auditor - Admin					
Accountant/Auditor	<u>1</u>	<u>\$ 65,902</u>	<u>\$ 93,454</u>	<u>0</u>	<u>\$ -</u>
	1	\$ 65,902	\$ 93,454	0	\$ -
31001-0001 Tax Assessor/Collector - Admin					
Title Specialist	14	\$ 36,040	\$ 816,917	2	\$ 118,549
Lead Clerk - SW	1	\$ 45,910	\$ 69,953	0	\$ -
Title Specialist - SW	3	\$ 36,040	\$ 175,054	0	\$ -
Registration Clerk - SW	2	\$ 31,149	\$ 105,204	0	\$ -
Lead Clerk - Wylie	1	\$ 45,910	\$ 69,953	0	\$ -
Title Specialist - Wylie	3	\$ 36,040	\$ 175,054	0	\$ -
Registration Clerk - Wylie	<u>2</u>	<u>\$ 31,149</u>	<u>\$ 105,204</u>	<u>0</u>	<u>\$ -</u>
	26	\$ 262,238	\$ 1,517,338	2	\$ 118,549
35001-0001 District Attorney - Admin					
Felony Investigator - Child Exploitation	1	\$ 68,170	\$ 96,120	0	\$ -
Felony Prosecutor - Grand Jury	1	\$ 89,023	\$ 120,633	0	\$ -
Victim Assistance Coordinator	1	\$ 45,910	\$ 69,953	0	\$ -
Chief Felony Prosecutor - Financial Crimes	1	\$ 113,650	\$ 149,582	0	\$ -
NEW Prosecutor - Financial Crimes	0	\$ -	\$ -	2	\$ 301,155
Felony Prosecutor	0	\$ -	\$ -	-1	\$ (142,934)
Misdemeanor Prosecutor	0	\$ -	\$ -	-2	\$ (186,747)
Legal Secretary II - DVU	1	\$ 42,249	\$ 65,650	0	\$ -
Legal Secretary I - DVU	0	\$ -	\$ -	0	\$ -
Public Information Officer	1	\$ 66,713	\$ 94,407	0	\$ -
Research Analyst	1	\$ 68,170	\$ 96,120	0	\$ -
DA Analyst	<u>0</u>	<u>\$ -</u>	<u>\$ -</u>	<u>0</u>	<u>\$ -</u>
	7	\$ 493,885	\$ 692,465	-1	\$ (28,526)

FY 2023 Position Changes

DEPARTMENT / POSITION	QUANTITY REQUESTED (FTE)	POSITION SALARY REQUESTED	SALARY & BENEFITS BUDGET IMPACT	QUANTITY ADOPTED (FTE)	SALARY & BENEFIT BUDGET IMPACT
0001 GENERAL FUND CONTINUED					
40010-0001 Facilities - Admin					
Building Maint Technician II - Electrician	1	\$ 50,049	\$ 74,819	0	\$ -
Grounds Lead Technician	1	<u>\$ 42,249</u>	<u>\$ 61,804</u>	<u>0</u>	<u>\$ -</u>
	2	\$ 92,298	\$ 136,622	0	\$ -
50001-0001 Sheriff's Office - Admin					
Deputy Sheriff - DWI Unit	2	\$ 63,923	\$ 182,255	1	\$ 92,077
Deputy Sheriff - Traffic Unit	2	\$ 63,923	\$ 182,255	1	\$ 92,077
Sergeant - Traffic Unit	1	\$ 72,755	\$ 101,510	0	\$ -
Deputy Sheriff - CH Element	4	\$ 63,923	\$ 364,511	0	\$ -
Sergeant - CH Element	1	\$ 72,755	\$ 101,510	0	\$ -
Deputy Sheriff - Warrants Unit	2	\$ 63,923	\$ 182,255	0	\$ -
Deputy Sheriff - CID	2	\$ 63,923	\$ 182,255	0	\$ -
Criminal Justice Info Specialist - Records	1	\$ 36,040	\$ 58,351	1	\$ 59,275
Sergeant - CEU	1	\$ 72,755	\$ 101,510	0	\$ -
Research Specialist - CEU	1	\$ 36,040	\$ 58,351	0	\$ -
Open Records Specialist - Records	1	\$ 38,977	\$ 61,804	0	\$ -
Open Records Tech - Records	0	\$ -	\$ -	1	\$ 62,730
Lead Clerk - Records	1	\$ 45,910	\$ 69,953	1	\$ 70,886
AFIS Tech - CID	1	\$ 38,977	\$ 61,804	0	\$ -
Budget Technician	-1	\$ (69,285)	\$ (97,431)	0	\$ -
Financial Analyst	1	\$ 76,214	\$ 105,576	0	\$ -
Criminal Investigator	-1	\$ (91,375)	\$ (123,397)	0	\$ -
Sergeant	1	\$ 95,944	\$ 128,768	0	\$ -
Talent Acquisition Coordinator	<u>0</u>	<u>\$ -</u>	<u>\$ -</u>	<u>-1</u>	<u>\$ (94,405)</u>
	20	\$ 745,322	\$ 1,721,840	4	\$ 282,640
50003-0001 Sheriff's Office Dispatch - Admin					
Dispatcher	<u>2</u>	<u>\$ 45,419</u>	<u>\$ 138,752</u>	<u>2</u>	<u>\$ 140,617</u>
	2	\$ 45,419	\$ 138,752	2	\$ 140,617
55030-0001 Constable Pct 3					
Chief Deputy Constable (full year)	0	\$ -	\$ -	-1	\$ (144,602)
Chief Deputy Constable (one month)	0	\$ -	\$ -	-	\$ 12,056
Deputy Constable II (11 months)	<u>0</u>	<u>\$ -</u>	<u>\$ -</u>	<u>1</u>	<u>\$ 84,408</u>
	0	\$ -	\$ -	0	\$ (48,138)
57001-0001 Fire Marshal					
Deputy Fire Marshal - Deposit Collection	1	<u>\$ 68,170</u>	<u>\$ 96,120</u>	<u>1</u>	<u>\$ 97,073</u>
	1	\$ 68,170	\$ 96,120	1	\$ 97,073

FY 2023 Position Changes

DEPARTMENT / POSITION	QUANTITY REQUESTED (FTE)	POSITION SALARY REQUESTED	SALARY & BENEFITS BUDGET IMPACT	QUANTITY ADOPTED (FTE)	SALARY & BENEFIT BUDGET IMPACT
0001 GENERAL FUND CONTINUED					
64001-0001 Juvenile Probation - Admin					
Juvenile Probation Officer	-25	\$ -	\$ -	0	\$ -
Juvenile Probation Officer	25	\$ 127,910	\$ 268,481	0	\$ -
Adolescent Counselor	1	\$ 68,609	\$ 96,636	1	\$ 97,590
Compliance Officer	1	\$ 59,975	\$ 86,487	1	\$ 87,433
Clerk II	0	\$ -	\$ -	0	\$ -
Secretary	-1	\$ (36,040)	\$ (58,351)	0	\$ -
Administrative Secretary	<u>1</u>	<u>\$ 39,644</u>	<u>\$ 65,650</u>	<u>0</u>	<u>\$ -</u>
	2	\$ 260,098	\$ 458,903	2	\$ 185,022
64020-0001 Juvenile Detention - Admin					
Juvenile Supervision Officer	-79	\$ -	\$ -	0	\$ -
Juvenile Supervision Officer	79	\$ 376,782	\$ 790,860	0	\$ -
Talent Acquisition Coordinator	<u>1</u>	<u>\$ 65,902</u>	<u>\$ 93,454</u>	<u>0</u>	<u>\$ -</u>
	1	\$ 442,684	\$ 884,314	0	\$ -
64060-0001 Juvenile Alternative Education Program - Admin					
Juvenile Probation Officer	-5	\$ -	\$ -	0	\$ -
Juvenile Probation Officer	<u>5</u>	<u>\$ 27,829</u>	<u>\$ 58,413</u>	<u>0</u>	<u>\$ -</u>
	0	\$ 27,829	\$ 58,413	0	\$ -
70001 County Extension Service					
Tech I - PT	<u>0</u>	<u>\$ -</u>	<u>\$ -</u>	<u>-0.5</u>	<u>\$ (18,263)</u>
	0	\$ -	\$ -	-0.5	\$ (18,263)
0001 GENERAL FUND TOTAL	76	\$ 3,246,669	\$ 6,926,920	15.5	\$ 1,326,732
OTHER FUNDS					
1010 ROAD & BRIDGE					
75001-0001 Road & Bridge - Admin					
Program Administrator	1	\$ 61,521	\$ 88,304	0	\$ -
Road Maintenance Inspector	<u>0</u>	<u>\$ -</u>	<u>\$ -</u>	<u>0</u>	<u>\$ -</u>
	1	\$ 61,521	\$ 88,304	0	\$ -
1040 HEALTHCARE FOUNDATION FUND					
60001-0001 Healthcare - Admin					
Financial Analyst - COVID Grant	1	\$ 66,580	\$ 94,251	0	\$ -
Accounting Tech	0	\$ -	\$ -	0	\$ -
Financial Analyst - PHWG (3 Months)	1	\$ 15,894	\$ 22,673	0	\$ -
Accounting Tech	0	\$ -	\$ -	0	\$ -
Functional Analyst - TB	1	\$ 63,574	\$ 86,487	0	\$ -

FY 2023 Position Changes

DEPARTMENT / POSITION	QUANTITY REQUESTED (FTE)	POSITION SALARY REQUESTED	SALARY & BENEFITS BUDGET IMPACT	QUANTITY ADOPTED (FTE)	SALARY & BENEFIT BUDGET IMPACT
1040 HEALTHCARE FOUNDATION FUND CONTINUED					
Epidemiologist - COVID Grant (4.5 Months)	1	\$ 24,455	\$ 34,732	0	\$ -
Epidemiologist - COVID Grant (3 Months)	1	\$ 16,553	\$ 23,447	0	\$ -
Epidemiologist - COVID Grant (3 Months)	1	\$ 16,642	\$ 23,552	0	\$ -
Epidemiologist - COVID Grant (4.5 Months)	1	\$ 24,963	\$ 35,329	0	\$ -
Epidemiologist - COVID Grant (4.5 Months)	1	\$ 24,932	\$ 34,732	0	\$ -
Epidemiologist - IDCU Grant (2 Months)	1	\$ 11,046	\$ 15,435	0	\$ -
Public Information Officer - COVID Grant (3 Months)	1	\$ 18,060	\$ 25,218	0	\$ -
Functional Analyst - COVID Grant	1	\$ 63,574	\$ 86,487	0	\$ -
Functional Analyst - PHWG (3 Months)	1	\$ 15,894	\$ 22,673	0	\$ -
Asset Management Tech - PHWG (3 Months)	1	\$ 11,196	\$ 17,152	0	\$ -
PHEP Planner - COVID Grant (4 Months)	1	\$ 21,192	\$ 30,231	0	\$ -
PHEP Planner - COVID Grant (4 Months)	1	\$ 21,192	\$ 30,231	0	\$ -
PHEP Planner - COVID Grant (4 Months)	1	\$ 21,192	\$ 30,231	0	\$ -
Health Care Analyst - PHWG (3 Months)	1	\$ 13,263	\$ 19,581	0	\$ -
Secretary	0	\$ -	\$ -	0	\$ -
Nurse (RN)	1	\$ 69,857	\$ 93,454	0	\$ -
PHEP Planner - HD Grant (4 Months)	1	\$ 21,201	\$ 30,242	0	\$ -
PHEP Planner - HD Grant (4 Months)	1	\$ 21,192	\$ 30,231	0	\$ -
Community Health Specialist - HD Grant (4 Months)	1	\$ 14,928	\$ 22,871	0	\$ -
Nurse (RN) - COVID (3 Months)	1	\$ 17,465	\$ 24,519	0	\$ -
Nurse (RN) - COVID (3 Months)	1	\$ 17,465	\$ 24,519	0	\$ -
Medical Assistant - TB	-1	\$ (41,533)	\$ (64,808)	0	\$ -
Healthcare Analyst	1	\$ 53,052	\$ 78,349	0	\$ -
Secretary	0	\$ -	\$ -	0	\$ -
Medical Assistant	-1	\$ (36,758)	\$ (59,195)	0	\$ -
Medical Assistant	1	\$ 38,977	\$ 59,195	0	\$ -
Medical Assistant	-1	\$ (41,533)	\$ (64,808)	0	\$ -
Medical Assistant	1	\$ 43,610	\$ 64,808	0	\$ -
Licensed Vocational Nurse	-1	\$ (58,354)	\$ (84,581)	0	\$ -
Licensed Vocational Nurse	1	\$ 61,272	\$ 84,581	0	\$ -
Licensed Vocational Nurse	-1	\$ (44,572)	\$ (68,381)	0	\$ -
Licensed Vocational Nurse	1	\$ 50,049	\$ 68,381	0	\$ -
Nurse (RN)	-1	\$ (74,776)	\$ (103,885)	0	\$ -
Nurse (RN)	1	\$ 78,515	\$ 103,885	0	\$ -
Nurse (RN) - PHWG	-1	\$ (69,198)	\$ (97,328)	0	\$ -
Nurse (RN) - PHWG	1	\$ 72,658	\$ 97,328	0	\$ -

FY 2023 Position Changes

DEPARTMENT / POSITION	QUANTITY REQUESTED (FTE)	POSITION SALARY REQUESTED	SALARY & BENEFITS BUDGET IMPACT	QUANTITY ADOPTED (FTE)	SALARY & BENEFIT BUDGET IMPACT
1040 HEALTHCARE FOUNDATION FUND CONTINUED					
Nurse (RN)	-1	\$ (69,987)	\$ (98,256)	0	\$ -
Nurse (RN)	1	\$ 73,487	\$ 98,256	0	\$ -
Nurse (RN)	-1	\$ (69,704)	\$ (97,923)	0	\$ -
Nurse (RN)	1	\$ 73,190	\$ 97,923	0	\$ -
Nurse (RN)	-1	\$ (76,269)	\$ (105,640)	0	\$ -
Nurse (RN)	1	\$ 80,083	\$ 105,640	0	\$ -
Nurse (RN)	-1	\$ (77,589)	\$ (107,192)	0	\$ -
Nurse (RN)	1	\$ 81,469	\$ 107,509	0	\$ -
Nurse (RN)	-1	\$ (70,312)	\$ (98,638)	0	\$ -
Nurse (RN)	1	\$ 73,828	\$ 98,638	0	\$ -
Nurse (RN)	-1	\$ (90,897)	\$ (122,836)	0	\$ -
Nurse (RN)	1	\$ 95,442	\$ 122,836	0	\$ -
Nurse (RN)	-1	\$ (84,961)	\$ (115,858)	0	\$ -
Nurse (RN)	1	\$ 89,210	\$ 115,858	0	\$ -
Nurse (RN) COVID Grant	-1	\$ (65,902)	\$ (93,454)	0	\$ -
Nurse (RN) COVID Grant	1	\$ 72,612	\$ 93,454	0	\$ -
Nurse (RN) Immunization Grant	-1	\$ (65,903)	\$ (93,455)	0	\$ -
Nurse (RN) Immunization Grant	1	\$ 72,612	\$ 93,455	0	\$ -
Nurse (RN) COVID Grant	-1	\$ (65,902)	\$ (93,454)	0	\$ -
Nurse (RN) COVID Grant	1	\$ 72,612	\$ 93,454	0	\$ -
Healthcare Process Analyst	1	\$ 90,555	\$ 122,434	0	\$ -
Medical Billing Specialist	<u>0</u>	<u>\$ -</u>	<u>\$ -</u>	<u>0</u>	<u>\$ -</u>
	24	\$ 781,393	\$ 994,572	0	\$ -
1060 DA FEDERAL TREASURY FORFEITURE FUND					
35002-0001 District Attorney - Admin					
Felony Investigator - Child Exploitation	<u>-1</u>	<u>\$ (68,170)</u>	<u>\$ (96,120)</u>	<u>0</u>	<u>\$ -</u>
	-1	\$ (68,170)	\$ (96,120)	0	\$ -
5505 EMPLOYEE INSURANCE FUND					
60020-0001 Healthcare Services Employee Clinic - Admin					
Nurse (RN)	1	\$ 65,902	\$ 93,454	0	\$ -
Nurse (RN)	-1	\$ (68,390)	\$ (96,379)	0	\$ -
Nurse (RN)	<u>1</u>	<u>\$ 76,969</u>	<u>\$ 96,379</u>	<u>0</u>	<u>\$ -</u>
	1	\$ 74,481	\$ 93,454	0	\$ -

FY 2023 Position Changes

DEPARTMENT / POSITION	QUANTITY REQUESTED (FTE)	POSITION SALARY REQUESTED	SALARY & BENEFITS BUDGET IMPACT	QUANTITY ADOPTED (FTE)	SALARY & BENEFIT BUDGET IMPACT
2108 WIC PROGRAM					
60060-9064 WIC Program					
Secretary	-1	\$ (47,869)	\$ (74,135)	-1	\$ (75,071)
Senior Eligibility Clerk	1	\$ 50,262	\$ 77,042	1	\$ 77,980
Senior Eligibility Clerk	<u>1</u>	<u>\$ 37,842</u>	<u>\$ 61,804</u>	<u>1</u>	<u>\$ 62,730</u>
	1	\$ 40,235	\$ 64,711	1	\$ 65,639
OTHER FUNDS TOTAL	26	\$ 889,460	\$ 1,144,921	1	\$ 65,639
GRAND TOTAL	102	\$ 4,136,129	\$ 8,071,840	16.5	\$ 1,392,372

FUND SUMMARIES



Collin County
Fund Structure (Excluding Bond Funds)
FY 2023

MAJOR BUDGETARY FUNDS	OTHER GOVERNMENTAL FUNDS	NON-MAJOR FUNDS	PROPRIETARY FUNDS	FIDUCIARY FUNDS
<div style="border: 1px solid black; padding: 5px;"> GENERAL FUND (0001) - <i>Operating</i> </div> <p style="text-align: center;"><i>Governmental Fund/General</i></p>	<div style="border: 1px solid black; padding: 5px;"> HOUSING FINANCE CORP FUND (0002) </div> <p style="text-align: center;"><i>Governmental Fund/General</i></p>	<div style="border: 1px solid black; padding: 5px;"> SPECIAL REVENUE FUNDS (1011-1039, 1041-1099) </div> <p style="text-align: center;"><i>Non-Major Funds</i></p>	<div style="border: 1px solid black; padding: 5px;"> INTERNAL SERVICE FUNDS (5501-5602, 5991) </div> <p style="text-align: center;"><i>Proprietary Funds</i></p>	<div style="border: 1px solid black; padding: 5px;"> AGENCY FUNDS (6050-6059) </div> <p style="text-align: center;"><i>Fiduciary Funds</i></p>
<div style="border: 1px solid black; padding: 5px;"> ROAD AND BRIDGE FUND (1010) - <i>Operating</i> </div> <p style="text-align: center;"><i>Governmental Fund</i></p>	<div style="border: 1px solid black; padding: 5px;"> RECORDS ARCHIVE FUND (0003) </div> <p style="text-align: center;"><i>Governmental Fund/General</i></p>		<div style="border: 1px solid black; padding: 5px;"> ENTERPRISE FUNDS (5990, 5999) </div> <p style="text-align: center;"><i>Proprietary Funds</i></p>	
<div style="border: 1px solid black; padding: 5px;"> PERMANENT IMPROVEMENT FUND (0499) - <i>Operating</i> </div> <p style="text-align: center;"><i>Governmental Fund</i></p>	<div style="border: 1px solid black; padding: 5px;"> DISTRICT COURTS RECORD TECHNOLOGY FUND (0005) </div> <p style="text-align: center;"><i>Governmental Fund/General</i></p>			
<div style="border: 1px solid black; padding: 5px;"> DEBT SERVICE FUND (3001) </div> <p style="text-align: center;"><i>Governmental Fund</i></p>	<div style="border: 1px solid black; padding: 5px;"> COURTHOUSE SECURITY FUND (0029) </div> <p style="text-align: center;"><i>Governmental Fund/General</i></p>			<div style="border: 1px solid black; padding: 5px;"> CPS BOARD (6800) </div> <p style="text-align: center;"><i>Component Unit</i></p>
	<div style="border: 1px solid black; padding: 5px;"> HEALTHCARE FOUNDATION (1040) </div> <p style="text-align: center;"><i>Governmental Fund</i></p>			
	<div style="border: 1px solid black; padding: 5px;"> GRANT FUNDS (2101-2999) </div> <p style="text-align: center;"><i>Governmental Funds</i></p>			

Collin County
Fund Descriptions
FY 2023

MAJOR FUNDS	APPROPRIATED	BASIS OF BUDGETING	BASIS OF ACCOUNTING	DESCRIPTION
General Fund	Yes	Modified Accrual	Modified Accrual	The general operating fund of the County. The General fund is used to account for all financial resources except those specific to another fund. Major revenue sources include property taxes, fees, intergovernmental revenues, fines and investment income. Primary expenditures are for general administration, public safety, judicial, state prosecution and capital outlay.
Road & Bridge Fund	Yes	Modified Accrual	Modified Accrual	The primary fund used to account for activities affecting County-owned roads, including right-of-way acquisitions, construction, operations, and maintenance. Expenditures for shared cost road projects with the State of Texas are also included. Revenues come from property taxes, court fines and fees associated with vehicle registration.
Permanent Improvement Fund	Yes	Modified Accrual	Modified Accrual	Fund used to account for property tax revenues and expenditures associated with permanent improvement projects.
Debt Service Fund	Yes	Modified Accrual	Modified Accrual	Fund used to account for property tax revenues restricted for use in meeting the county's debt obligation.

OTHER GOVERNMENTAL FUNDS	APPROPRIATED	BASIS OF BUDGETING	BASIS OF ACCOUNTING	DESCRIPTION
Housing Finance Corp Fund	Yes	Modified Accrual	Modified Accrual	Fund designated to account for issuer fees received and related investment interest from activities of the Collin County Housing Finance Corporation.
Records Archive Fund	Yes	Modified Accrual	Modified Accrual	Fund designated to account for the collection of the records archive fee and the related expenditures for preservation and restoration services performed by the County Clerk in connection with maintaining a County Clerk's records archive.
District Courts Record Technology Fund	Yes	Modified Accrual	Modified Accrual	Fund designated to account for the collection of fees and the related expenditures for preservation and restoration services performed by the District Clerk in connection with maintaining a District Clerk's records archive.
Courthouse Security Fund	Yes	Modified Accrual	Modified Accrual	Fund designated to account for collected court costs dedicated to security personnel, services, and items related to buildings that house the operations of District, County, or Justice Courts.
Healthcare Foundation	Yes	Modified Accrual	Modified Accrual	Fund designated to account for the Healthcare Foundation which assumes the County's obligation to provide indigent healthcare for county residents.
Grant Funds	No, with exception of Fund 2102 (PHEP Personnel), Fund 2108 (County Healthcare Grants) and Fund 2580 (State Grants personnel)	Modified Accrual	Modified Accrual	Funds used to account for receipt of grant revenues and expenditures from Federal and State entities or other sources.
Road Bond and Capital Project Funds	No	Modified Accrual	Modified Accrual	Funds used to account for debt proceeds for the acquisition or construction of major capital projects such as design, construction, or major improvements to roads, buildings and parks.

NON-MAJOR FUNDS	APPROPRIATED	BASIS OF BUDGETING	BASIS OF ACCOUNTING	DESCRIPTION
Special Revenue Funds	Yes, as needed, with the exception of funds not under Commissioner's Court authority (Funds 1036,1038,1046,1051,1057,1058,1064,1065,1066)	Modified Accrual	Modified Accrual	Funds used to account for specific revenue sources (other than debt proceeds) that are restricted from an outside source to be used for specified purposes.

PROPRIETARY FUNDS	APPROPRIATED	BASIS OF BUDGETING	BASIS OF ACCOUNTING	DESCRIPTION
Internal Service Funds	Yes	Full Accrual	Full Accrual	Fund designated to account for issuer fees received and related investment interest from activities of the Collin County Housing Finance Corporation.
Enterprise Funds	Yes	Full Accrual	Full Accrual	Funds used to account for business-type activities. The County has two enterprise funds: Collin County Toll Road Authority (CCTRA) and the Animal Safety Fund. The Toll Road Authority was established to build and maintain an Outer Loop tolled roadway in the northern and eastern portions of the County. The Animal Safety Fund is used to account for activities related to animal shelter and control in unincorporated areas of the County as well as within member cities. The County and member cities are required to fund the Animal Safety Fund on a pro-rata basis based on the census population.

Collin County
Fund Descriptions
FY 2023

FIDUCIARY FUNDS	APPROPRIATED	BASIS OF BUDGETING	BASIS OF ACCOUNTING	DESCRIPTION
Agency Funds	Yes, personnel	Cash Basis	Cash Basis	County Fiduciary Funds consist of several agency funds. Agency funds are the separate accounts and transactions related to money received that is collected for and remitted to another entity. The County's role is strictly custodial in nature.

COMPONENT UNIT	APPROPRIATED	BASIS OF BUDGETING	BASIS OF ACCOUNTING	DESCRIPTION
CPS Board	Yes	Modified Accrual	Modified Accrual	State Agency Fund established to account for the County contribution to the Child Protective Services Board.

Collin County
Adopted Fund Summary Balance Changes (Excluding Bond Funds)
FY 2023 (000's)

	MAJOR BUDGETARY FUNDS				OTHER GOVERNMENTAL FUNDS <small>Funds (0002,0003,0005, 0029,1040,2102, 2108,2580)</small>	NON-MAJOR FUNDS <small>Special Revenue Funds</small>	PROPRIETARY FUNDS		FIDUCIARY FUNDS <small>Agency Funds</small>	Component Unit	ALL FUNDS TOTAL
	General Fund (0001)	Road & Bridge Fund (1010)	Permanent Improvement Fund(0499)	Debt Service Fund (3001)			Internal Service Funds	Enterprise Funds			
BEGINNING FUND BALANCE	\$ 273,684	\$ 73,474	\$ 18,654	\$ 6,036	\$ 21,460	\$ 36,158	\$ 24,421	\$ 10,973	\$ 3,559	\$ 78	\$ 468,496
REVENUE											
TAXES	\$ 206,545	\$ -	\$ 2,028	\$ 85,329	\$ -	\$ -	\$ -	\$ -	\$ -	\$ -	\$ 293,901
FEES/CHARGES FOR SERVICES	\$ 21,269	\$ 22,920	\$ -	\$ -	\$ 2,922	\$ 5,340	\$ -	\$ 1,848	\$ 4,152	\$ -	\$ 58,451
FINES	\$ 1,135	\$ 992	\$ -	\$ -	\$ -	\$ -	\$ -	\$ -	\$ -	\$ -	\$ 2,127
INSURANCE/EMPLOYEE BENEFIT	\$ -	\$ -	\$ -	\$ -	\$ -	\$ -	\$ 42,584	\$ -	\$ -	\$ -	\$ 42,584
INTERGOVERNMENTAL REV	\$ 6,451	\$ -	\$ -	\$ -	\$ 2,601	\$ 119	\$ -	\$ -	\$ 4,629	\$ -	\$ 13,800
INVESTMENT REVENUES	\$ 2,092	\$ 450	\$ 90	\$ 100	\$ 1,152	\$ 15	\$ 21	\$ 9	\$ -	\$ -	\$ 3,928
LICENSE & PERMITS	\$ 651	\$ 8	\$ -	\$ -	\$ -	\$ -	\$ -	\$ -	\$ -	\$ -	\$ 659
OTHER REVENUE	\$ 207	\$ 151	\$ -	\$ -	\$ 3	\$ 15	\$ 1,200	\$ -	\$ -	\$ -	\$ 1,575
TOTAL REVENUES	\$ 238,349	\$ 24,521	\$ 2,118	\$ 85,429	\$ 6,678	\$ 5,488	\$ 43,806	\$ 1,857	\$ 8,781	\$ -	\$ 417,025
OTHER FINANCING SOURCES	\$ -	\$ -	\$ -	\$ -	\$ 3,610	\$ -	\$ -	\$ -	\$ -	\$ 46	\$ 3,656
TOTAL RESOURCES	\$ 512,033	\$ 97,995	\$ 20,772	\$ 91,464	\$ 31,748	\$ 41,646	\$ 68,226	\$ 12,829	\$ 12,340	\$ 124	\$ 889,178
EXPENDITURES											
SALARY & BENEFITS	\$ 159,497	\$ 9,181	\$ -	\$ -	\$ 6,161	\$ 1,695	\$ 278	\$ 1,149	\$ 7,748	\$ -	\$ 185,710
TRAINING & TRAVEL	\$ 1,558	\$ 42	\$ -	\$ -	\$ 96	\$ 173	\$ 8	\$ 12	\$ -	\$ -	\$ 1,889
MAINTENANCE & OPERATIONS	\$ 86,381	\$ 14,259	\$ 144	\$ -	\$ 2,814	\$ 3,077	\$ 44,407	\$ 385	\$ -	\$ 46	\$ 151,513
CAPITAL OUTLAY	\$ 2,047	\$ 3,133	\$ 1,954	\$ -	\$ -	\$ 200	\$ -	\$ -	\$ -	\$ -	\$ 7,335
DEBT SERVICE	\$ -	\$ -	\$ -	\$ 84,681	\$ -	\$ -	\$ -	\$ -	\$ -	\$ -	\$ 84,681
SUB-TOTAL EXPENDITURES	\$ 249,484	\$ 26,616	\$ 2,098	\$ 84,681	\$ 9,071	\$ 5,146	\$ 44,693	\$ 1,546	\$ 7,748	\$ 46	\$ 431,128
TRANSFERS/OTHER FIN USES	\$ 3,656	\$ -	\$ -	\$ -	\$ -	\$ -	\$ -	\$ -	\$ -	\$ -	\$ 3,656
TOTAL APPROPRIATIONS	\$ 253,140	\$ 26,616	\$ 2,098	\$ 84,681	\$ 9,071	\$ 5,146	\$ 44,693	\$ 1,546	\$ 7,748	\$ 46	\$ 434,784
ENDING FUND BALANCE (BEFORE RESERVES)	\$ 258,893	\$ 71,379	\$ 18,674	\$ 6,783	\$ 22,677	\$ 36,501	\$ 23,534	\$ 11,283	\$ 4,592	\$ 78	\$ 454,394
FUND BALANCE CHANGE	\$ (14,791) -5.4%	\$ (2,095) -2.9%	\$ 19 0.1%	\$ 748 12.4% *	\$ 1,218 5.7%	\$ 342 0.9%	\$ (887) -3.6%	\$ 311 2.8%	\$ 1,033 29.0% **	\$ - 0.0%	\$ (14,102) -3.0%

Fund balances for Major Funds in aggregate, Other Governmental Funds, Non-Major Funds, Proprietary Funds, and Component Unit are estimated to change by less than 6%.

* Fund Balance for Debt Service Fund changed by 12.4 percent. The revenue generated by the adopted tax rate for the Debt Service Fund is providing more revenue in FY2023 in anticipation of unexpected fees.

**Fund Balance for Agency Fund is due to additional revenue being estimated for CSCD State intergovernmental revenue.

Collin County
Adopted Fund Detail (Excluding Bond Funds)
FY 2023 (000's)

FUND#	FUND NAME	ESTIMATED BEGINNING BALANCE	TAX REVENUES	NON-TAX REVENUES	OTHER FINANCING SOURCES	FY 2023 REVISED TOTAL REVENUES	ADOPTED EXPENDITURES	OTHER FINANCING USES	FY2023 REVISED BUDGET	ESTIMATED ENDING BALANCE
MAJOR BUDGETARY FUNDS:										
<u>OPERATING FUNDS</u>										
0001	General Fund	\$ 273,684	\$ 206,545	\$ 31,804	\$ -	\$ 238,349	\$ 249,484	\$ 3,656	\$ 253,140	\$ 258,893
1010	Road & Bridge Fund	73,474	-	24,521	-	24,521	26,616	-	26,616	71,379
0499	Permanent Improvement Fund	18,654	2,028	90	-	2,118	2,098	-	2,098	18,674
	OPERATING FUNDS TOTAL	\$ 365,813	\$ 208,572	\$ 56,415	\$ -	\$ 264,987	\$ 278,198	\$ 3,656	\$ 281,854	\$ 348,946
<u>DEBT SERVICE FUND</u>										
3001	Debt Service Fund	\$ 6,036	\$ 85,329	\$ 100	\$ -	\$ 85,429	\$ 84,681	\$ -	\$ 84,681	\$ 6,783
	DEBT SERVICE FUNDS TOTAL	\$ 6,036	\$ 85,329	\$ 100	\$ -	\$ 85,429	\$ 84,681	\$ -	\$ 84,681	\$ 6,783
MAJOR BUDGETARY FUNDS TOTAL		\$ 371,848	\$ 293,901	\$ 56,515	\$ -	\$ 350,416	\$ 362,879	\$ 3,656	\$ 366,535	\$ 355,729
OTHER GOVERNMENTAL FUNDS:										
0002	Housing Finance Corp Trust	\$ 225	\$ -	\$ 8	\$ -	\$ 8	\$ -	\$ -	\$ -	\$ 233
0003	Records Archive Fund	16,093	-	2,300	-	2,300	500	-	500	17,893
0005	District Courts Rec Tech Fund	731	-	50	-	50	100	-	100	681
0029	Courthouse Security	1,149	-	456	310	766	942	-	942	973
1040	(Special Revenue) Healthcare	3,301	-	1,353	3,300	4,653	5,017	-	5,017	2,936
2102	(Grant) Public Health Emerg Prep	0	-	831	-	831	831	-	831	0
2108	(Grants) Health Care *	26	-	1,596	-	1,596	1,596	-	1,596	26
2580	(Grant) State Grants Fund	(64)	-	85	-	85	85	-	85	(64)
OTHER GOVERNMENTAL FUNDS TOTAL		\$ 21,460	\$ -	\$ 6,678	\$ 3,610	\$ 10,288	\$ 9,071	\$ -	\$ 9,071	\$ 22,677
NON MAJOR FUNDS:										
<u>SPECIAL REVENUE FUNDS</u>										
1011	Farm to Market	\$ 22	\$ -	\$ 0	\$ -	\$ 0	\$ -	\$ -	\$ -	\$ 22
1012	Lateral Road	1,261	-	64	-	64	-	-	-	1,325
1013	Judicial Appellate	418	-	79	-	79	79	-	79	418
1015	Court Reporters Fund	286	-	320	-	320	357	-	357	249
1021	Law Library	4,329	-	545	-	545	432	-	432	4,442
1023	Farm Museum	14	-	-	-	-	-	-	-	14
1024	Open SpaceParks	3	-	-	-	-	-	-	-	3
1025	Records Management	13,684	-	2,319	-	2,319	2,108	-	2,108	13,895
1026	Document Preservation	355	-	226	-	226	74	-	74	507
1027	Juvenile Delinquency Prev	3	-	-	-	-	-	-	-	3
1028	Justice Court Technology	1,035	-	92	-	92	351	-	351	776
1031	Economic Development	503	-	1	-	1	131	-	131	373
1032	Dangerous Wild Animal	7	-	0	-	0	-	-	-	8
1033	Contract Elections	4,157	-	805	-	805	833	-	833	4,129
1035	Election Equipment	14	-	-	-	-	-	-	-	14
1036	Sheriffs Drug Forfeiture	12	-	-	-	-	-	-	-	12
1037	DA State Forfeiture	1,143	-	-	-	-	125	-	125	1,018
1038	DA Service Fee	253	-	-	-	-	-	-	-	253
1039	Myers Park Foundation	2	-	-	-	-	-	-	-	2
1042	Child Abuse Prevention	52	-	5	-	5	-	-	-	57
1044	County Records Mgmt & Pres	711	-	173	-	173	-	-	-	884
1046	Juvenile Case Manager Fund	468	-	14	-	14	-	-	-	482
1047	Court Init .Guard Contribution	567	-	48	-	48	-	-	-	615
1048	Alternative Dispute Resolution	1	-	249	-	249	-	-	-	250
1049	DA Deferred Pre-Trial Intervention	934	-	112	-	112	177	-	177	869
1050	Drug Court Program Fund	233	-	66	-	66	58	-	58	241
1051	SCAAP	6	-	-	-	-	-	-	-	6
1052	County Courts Technology Fund	590	-	57	-	57	2	-	2	645
1053	District Courts Technology Fund	572	-	67	-	67	2	-	2	637
1054	Probate Contributions Fund	743	-	40	-	40	95	-	95	688
1055	CCLC Court Rec Preservation	689	-	55	-	55	-	-	-	744
1056	District Clerk Court Rec Pres	481	-	75	-	75	100	-	100	456
1057	DA Apportionment	109	-	23	-	23	-	-	-	132
1058	Justice Court C/H Security	308	-	13	-	13	-	-	-	321
1060	DA Federal Treasury Forf	1,580	-	-	-	-	188	-	188	1,392
1062	Truancy Prevention & Diversion	207	-	41	-	41	-	-	-	247
1063	DA Federal Justice Forfeiture	142	-	-	-	-	35	-	35	107
1064	Constable 3 Forfeiture	1	-	-	-	-	-	-	-	1
1065	Sheriff Federal Forfeiture	37	-	-	-	-	-	-	-	37
1066	Sheriff's Office Treasury Forfeiture	210	-	-	-	-	-	-	-	210
1998	Veterans Court	17	-	-	-	-	-	-	-	17
	SPECIAL REVENUE FUNDS TOTAL	\$ 36,158	\$ -	\$ 5,488	\$ -	\$ 5,488	\$ 5,146	\$ -	\$ 5,146	\$ 36,501
NON-MAJOR FUNDS TOTAL		\$ 36,158	\$ -	\$ 5,488	\$ -	\$ 5,488	\$ 5,146	\$ -	\$ 5,146	\$ 36,501

Collin County
Adopted Fund Detail (Excluding Bond Funds)
FY 2023 (000's)

FUND#	FUND NAME	ESTIMATED BEGINNING BALANCE	TAX REVENUES	NON-TAX REVENUES	OTHER FINANCING SOURCES	FY 2023 REVISED TOTAL REVENUES	ADOPTED EXPENDITURES	OTHER FINANCING USES	FY2023 REVISED BUDGET	ESTIMATED ENDING BALANCE
PROPRIETARY FUNDS										
<i>INTERNAL SERVICE FUNDS</i>										
5501	Liability Insurance	\$ 8,928	\$ -	\$ 1,801	\$ -	\$ 1,801	\$ 2,308	\$ -	\$ 2,308	\$ 8,421
5502	Workers Compensation	5,254	-	891	-	891	885	-	885	5,260
5504	Unemployment Insurance	1,258	-	129	-	129	250	-	250	1,137
5505	Insurance Claim	8,585	-	40,585	-	40,585	41,250	-	41,250	7,920
5601	Flex Benefits	321	-	-	-	-	-	-	-	321
5602	Employee Paid Benefits	7	-	400	-	400	-	-	-	407
5991	Animal Shelter Program	67	-	-	-	-	-	-	-	67
INTERNAL SERVICE FUNDS TOTAL		\$ 24,421	\$ -	\$ 43,806	\$ -	\$ 43,806	\$ 44,693	\$ -	\$ 44,693	\$ 23,534
<i>ENTERPRISE FUNDS</i>										
5990	Animal Control	\$ 4,727	\$ -	\$ 1,853	\$ -	\$ 1,853	\$ 1,546	\$ -	\$ 1,546	\$ 5,034
5999	CC Toll Road Authority	6,245	-	4	-	4	-	-	-	6,249
ENTERPRISE FUNDS TOTAL		\$ 10,973	\$ -	\$ 1,857	\$ -	\$ 1,857	\$ 1,546	\$ -	\$ 1,546	\$ 11,283
PROPRIETARY FUNDS TOTAL		\$ 35,393	\$ -	\$ 45,662	\$ -	\$ 45,662	\$ 46,239	\$ -	\$ 46,239	\$ 34,817
FIDUCIARY FUNDS										
<i>AGENCY FUNDS</i>										
6050-6060	CSCD	\$ 3,559	\$ -	\$ 8,781	\$ -	\$ 8,781	\$ 7,748	\$ -	\$ 7,748	\$ 4,592
AGENCY FUNDS TOTAL		\$ 3,559	\$ -	\$ 8,781	\$ -	\$ 8,781	\$ 7,748	\$ -	\$ 7,748	\$ 4,592
FIDUCIARY FUNDS TOTAL		\$ 3,559	\$ -	\$ 8,781	\$ -	\$ 8,781	\$ 7,748	\$ -	\$ 7,748	\$ 4,592
COMPONENT UNIT										
6800	Child Protective Services	\$ 78	\$ -	\$ -	\$ 46	\$ 46	\$ 46	\$ -	\$ 46	\$ 78
COMPONENT UNIT TOTAL		\$ 78	\$ -	\$ -	\$ 46	\$ 46	\$ 46	\$ -	\$ 46	\$ 78
ADOPTED TOTAL EXCLUDING BOND FUNDS		\$ 468,496	\$ 293,901	\$ 123,125	\$ 3,656	\$ 420,682	\$ 431,128	\$ 3,656	\$ 434,784	\$ 454,394
Road Bond and Cap Project Interest				\$ 95	\$ 95					
TOTAL REVENUES WITH BOND INTEREST				\$ 123,220	\$ 420,777					

Collin County
GENERAL FUND (0001)
FY 2023

The general operating fund of the County. The General fund is used to account for all financial resources except those specific to another fund. Primary expenditures are for general administration, public safety, judicial, state prosecution and capital outlay.

	FY 2019 ACTUAL	FY 2020 ACTUAL	FY 2021 ACTUAL	FY 2022 ADOPTED	FY 2022 ACTUAL	FY 2023 ADOPTED
BEGINNING BALANCE	\$ 240,780,783	\$ 240,658,110	\$ 258,296,660	\$ 284,785,399	\$ 284,785,399	\$ 273,683,992
REVENUE						
TAXES	\$ 175,073,968	\$ 179,549,060	\$ 186,257,463	\$ 191,278,330	\$ 191,236,846	\$ 206,544,567
FEES/CHARGES FOR SERVICES	20,359,865	20,576,413	23,024,913	20,357,713	23,311,060	\$ 21,269,030
FINES	1,281,079	1,202,935	1,066,906	1,080,000	1,260,580	\$ 1,135,000
INSURANCE/EMPLOYEE BENEFIT	50,932	37,795	25,372	-	14,489	\$ -
INTERGOVERNMENTAL REV	8,814,310	6,307,735	6,942,038	6,199,000	8,327,183	\$ 6,451,000
INVESTMENT REVENUES	9,632,817	5,046,992	679,589	2,089,480	(2,052,432)	\$ 2,091,550
LICENSE & PERMITS	588,237	592,050	766,451	605,000	719,103	\$ 651,000
OTHER REVENUE	605,287	2,180,733	694,723	237,000	1,041,732	\$ 206,800
TOTAL REVENUES	\$ 216,406,495	\$ 215,493,713	\$ 219,457,456	\$ 221,846,523	\$ 223,858,560	\$ 238,348,947
OTHER FINANCING SOURCES	\$ 6,239	\$ 3,924	\$ 63,288	\$ -	\$ 11,755	\$ -
TOTAL RESOURCES	\$ 457,193,518	\$ 456,155,747	\$ 477,817,403	\$ 506,631,922	\$ 508,655,714	\$ 512,032,939
EXPENDITURES						
SALARY & BENEFITS	\$ 127,753,467	\$ 114,598,795	\$ 125,149,701	\$ 149,269,240	\$ 144,214,301	\$ 159,496,934
TRAINING & TRAVEL	1,060,113	507,048	689,730	1,674,988	811,230	\$ 1,557,991
MAINTENANCE & OPERATIONS	56,286,814	69,966,956	57,277,292	83,100,777	81,309,899	\$ 86,381,448
CAPITAL OUTLAY	29,161,994	10,543,681	6,757,234	945,100	6,238,551	\$ 2,047,420
SUB-TOTAL EXPENDITURES	\$ 214,262,388	\$ 195,616,480	\$ 189,873,957	\$ 234,990,105	\$ 232,573,982	\$ 249,483,793
TRANSFERS	\$ 2,273,020	\$ 2,242,607	\$ 3,158,047	\$ 2,356,330	\$ 2,397,740	\$ 3,656,330
TOTAL APPROPRIATIONS	\$ 216,535,407	\$ 197,859,087	\$ 193,032,005	\$ 237,346,435	\$ 234,971,722	\$ 253,140,123
ENDING BALANCE	\$ 240,658,110	\$ 258,296,660	\$ 284,785,399	\$ 269,285,487	\$ 273,683,992	\$ 258,892,816
RESERVED-OUTER LOOP RESERVED	\$ 45,502,304	\$ 45,767,874	\$ 45,767,874	\$ 45,776,249	\$ 45,767,874	\$ 45,776,249
COM-CAPITAL MURDER	2,000,000	2,000,000	2,000,000	2,000,000	2,000,000	2,000,000
COM-SPECIAL ELECTIONS	200,000	200,000	200,000	200,000	200,000	200,000
COM-UTILITIES	500,000	500,000	500,000	500,000	500,000	500,000
COM-LARS PROJECTS	6,000,000	6,000,000	6,000,000	6,000,000	6,000,000	6,000,000
SURETY BOND CLERKS	-	600,000	600,000	600,000	600,000	600,000
TOTAL RESERVES	\$ 54,202,304	\$ 55,067,874	\$ 79,280,024	\$ 79,288,399	\$ 79,280,024	\$ 72,989,109
FUND BALANCE AFTER RESERVES	\$ 186,455,806	\$ 203,228,786	\$ 205,505,375	\$ 189,997,088	\$ 194,403,968	\$ 185,903,707

Collin County
PERMANENT IMPROVEMENT FUND (0499)
FY 2023

Fund used to account for property tax revenues and expenditures associated with permanent improvement projects.

	FY 2019 ACTUAL	FY 2020 ACTUAL	FY 2021 ACTUAL	FY 2022 ADOPTED	FY 2022 ACTUAL	FY 2023 ADOPTED
BEGINNING BALANCE	\$ 26,843,546	\$ 23,994,417	\$ 24,414,310	\$ 24,293,701	\$ 24,293,701	\$ 18,654,488
REVENUE						
TAXES	\$ 366,539	\$ 2,141,782	\$ 1,400,582	\$ 2,199,890	\$ 2,199,296	\$ 2,027,640
INVESTMENT REVENUES	220,348	155,906	70,856	90,000	79,942	\$ 90,000
OTHER REVENUE	-	405	-	-	-	\$ -
TOTAL REVENUES	\$ 586,886	\$ 2,298,094	\$ 1,471,438	\$ 2,289,890	\$ 2,279,238	\$ 2,117,640
TOTAL RESOURCES	\$ 27,430,432	\$ 26,292,510	\$ 25,885,748	\$ 26,583,591	\$ 26,572,939	\$ 20,772,128
EXPENDITURES						
MAINTENANCE & OPERATIONS	\$ 264,285	\$ 505,982	\$ 332,123	\$ 306,000	\$ 104,961	\$ 144,300
CAPITAL OUTLAY	3,171,730	1,372,218	1,259,924	1,983,000	7,813,491	\$ 1,954,000
SUB-TOTAL EXPENDITURES	\$ 3,436,015	\$ 1,878,200	\$ 1,592,046	\$ 2,289,000	\$ 7,918,452	\$ 2,098,300
TOTAL APPROPRIATIONS	\$ 3,436,015	\$ 1,878,200	\$ 1,592,046	\$ 2,289,000	\$ 7,918,452	\$ 2,098,300
ENDING BALANCE	\$ 23,994,417	\$ 24,414,310	\$ 24,293,701	\$ 24,294,591	\$ 18,654,488	\$ 18,673,828
RESERVED-OUTER LOOP	\$ 15,463,570	\$ 15,463,570	\$ 15,463,570	\$ 15,463,570	\$ 15,463,570	\$ 15,463,570
TOTAL RESERVES	\$ 15,463,570	\$ 15,463,570	\$ 15,463,570	\$ 15,463,570	\$ 15,463,570	\$ 15,463,570
FUND BALANCE AFTER RESERVES	\$ 8,530,847	\$ 8,950,740	\$ 8,830,131	\$ 8,831,021	\$ 3,190,918	\$ 3,210,258

Collin County
ROAD AND BRIDGE FUND (1010)
FY 2023

The primary fund used to account for activities affecting County-owned roads, including right-of-way acquisitions, construction, operations, and maintenance.

	FY 2019 ACTUAL	FY 2020 ACTUAL	FY 2021 ACTUAL	FY 2022 ADOPTED	FY 2022 ACTUAL	FY 2023 ADOPTED
BEGINNING BALANCE	\$ 50,977,933	\$ 58,060,515	\$ 58,408,257	\$ 66,787,898	\$ 66,787,898	\$ 73,474,091
REVENUE						
FEES/CHARGES FOR SERVICES	\$ 21,057,105	\$ 20,897,174	\$ 23,144,433	\$ 21,231,000	24,570,072	\$ 22,920,400
FINES	1,248,245	947,558	1,246,463	1,250,000	885,081	\$ 992,000
INTERGOVERNMENTAL REV	-	-	2,189,853	-	-	\$ -
INVESTMENT REVENUES	1,156,470	910,697	407,306	450,000	542,694	\$ 450,000
LICENSE & PERMITS	5,742	7,182	9,495	7,000	6,129	\$ 8,000
OTHER REVENUE	706,657	455,931	578,450	150,100	581,084	\$ 150,500
TOTAL REVENUES	\$ 24,174,220	\$ 23,218,542	\$ 27,576,000	\$ 23,088,100	\$ 26,585,060	\$ 24,520,900
TOTAL RESOURCES	\$ 75,152,153	\$ 81,279,057	\$ 85,984,257	\$ 89,875,998	\$ 93,372,958	\$ 97,994,991
EXPENDITURES						
SALARY & BENEFITS	\$ 7,520,640	\$ 7,926,433	\$ 7,783,723	\$ 8,663,947	\$ 8,031,435	\$ 9,181,344
TRAINING & TRAVEL	22,715	11,898	6,394	42,319	16,781	\$ 42,319
MAINTENANCE & OPERATIONS	7,369,260	11,883,128	10,023,678	13,944,858	10,032,543	\$ 14,258,679
CAPITAL OUTLAY	2,179,023	3,049,340	1,382,563	1,341,760	1,818,108	\$ 3,133,185
SUB-TOTAL EXPENDITURES	\$ 17,091,638	\$ 22,870,800	\$ 19,196,359	\$ 23,992,884	\$ 19,898,867	\$ 26,615,527
TRANSFERS	\$ -	\$ -	\$ -	\$ -	\$ -	\$ -
TOTAL APPROPRIATIONS	\$ 17,091,638	\$ 22,870,800	\$ 19,196,359	\$ 23,992,884	\$ 19,898,867	\$ 26,615,527
ENDING BALANCE	\$ 58,060,515	\$ 58,408,257	\$ 66,787,898	\$ 65,883,114	\$ 73,474,091	\$ 71,379,464
COM-FUEL	\$ 500,000	\$ 500,000	\$ 500,000	\$ 500,000	\$ 500,000	\$ 500,000
COM-ROADMATERIALS	500,000	500,000	500,000	500,000	500,000	500,000
TRAILS OF BLUE RIDGE	-	-	500,000	432,000	432,000	432,000
TOTAL RESERVES	\$ 1,000,000	\$ 1,000,000	\$ 1,500,000	\$ 1,432,000	\$ 1,432,000	\$ 1,432,000
FUND BALANCE AFTER RESERVES	\$ 57,060,515	\$ 57,408,257	\$ 65,287,898	\$ 64,451,114	\$ 72,042,091	\$ 69,947,464


Collin County
DEBT SERVICE FUND (3001)
FY 2023

Fund used to account for property tax revenues restricted to be used to meet the county's debt obligation.

	FY 2019 ACTUAL	FY 2020 ACTUAL	FY 2021 ACTUAL	FY 2022 ADOPTED	FY 2022 ACTUAL	FY 2023 ADOPTED
BEGINNING BALANCE	\$ 22,277,788	\$ 6,356,301	\$ 5,884,709	\$ 5,829,432	\$ 5,829,432	\$ 6,035,716
REVENUE						
TAXES	\$ 73,821,723	\$ 76,808,743	\$ 80,969,206	\$ 84,835,600	\$ 84,812,724	\$ 85,328,538
INTERGOVERNMENTAL REV	132,136	-	-	-	-	-
INVESTMENT REVENUES	680,991	253,773	72,041	100,000	68,232	\$ 100,000
OTHER REVENUE	1,457,103	47,280,000	32,465,422	-	305,098	-
TOTAL REVENUES	\$ 76,091,952	\$ 124,342,515	\$ 113,506,669	\$ 84,935,600	\$ 85,186,054	\$ 85,428,538
TOTAL RESOURCES	<u>\$ 98,369,740</u>	<u>\$ 130,698,816</u>	<u>\$ 119,391,378</u>	<u>\$ 90,765,032</u>	<u>\$ 91,015,486</u>	<u>\$ 91,464,254</u>
EXPENDITURES						
DEBT SERVICE	\$ 92,013,439	\$ 124,814,107	\$ 113,561,947	\$ 84,677,929	\$ 84,979,770	\$ 84,681,000
SUB-TOTAL EXPENDITURES	\$ 92,013,439	\$ 124,814,107	\$ 113,561,947	\$ 84,677,929	\$ 84,979,770	\$ 84,681,000
TOTAL APPROPRIATIONS	<u>\$ 92,013,439</u>	<u>\$ 124,814,107</u>	<u>\$ 113,561,947</u>	<u>\$ 84,677,929</u>	<u>\$ 84,979,770</u>	<u>\$ 84,681,000</u>
ENDING BALANCE	<u>\$ 6,356,301</u>	<u>\$ 5,884,709</u>	<u>\$ 5,829,432</u>	<u>\$ 6,087,103</u>	<u>\$ 6,035,716</u>	<u>\$ 6,783,254</u>

DEPARTMENTS BY FUNCTION

FY 2023 DEPARTMENT PAGES



Function Descriptions

Conservation

Activities associated with the design to conserve and develop such natural resources as water, soil, forests and minerals. Examples include dam maintenance, 4H, and Horticulture programs provided by Extension and Conservation departments.

Culture & Recreation

Activities related to parks, recreational activities, museums, and historic and cultural preservation. Examples include Libraries, Historical Commission, Open Space, Myers Park, and Farm Museum.

Debt Service

Activities associated with the repayment of principal and interest on debt. Examples include debt service payments.

Equipment Services

Activities associated with the purchase and maintenance of all county vehicles and off-road equipment. Examples include equipment maintenance, fuel, and fleet replacement.

Financial Administration

Activities associated with the financial management of the county including but not limited to tax collections, accounting, budgeting, and purchasing activities. Examples include Budget, Court Collections, Treasury, Central Appraisal District, Auditor, Tax Assessor, and Purchasing.

General Administration

Activities associated with the general operations of the county including the oversight, operating systems, records management, and human resources. Examples include County Judge, Commissioners, Admin Services, Human Resources, Support Services, Information Technology, Capital Replacement, Records Management, Liability Insurance, and Workers Compensation.

Health & Welfare

Activities associated with providing health care and welfare related services including legal defense and healthcare services for indigents. Examples include Indigent Defense, Substance Abuse, Inmate Health, MHMR, Indigent Healthcare, and CPS Board.

Judicial

Activities associated with providing judicial court services. Examples include County Clerk, County Courts, District Clerk, Jury Management, Justice Courts, District Courts, Law Library, Court Reporters, Document Preservation, Justice Court Technology, Courthouse Security, Specialty Courts, and Probate Contributions.

Legal

Activities associated with providing legal prosecution by the state. Examples include District Attorney's Office.

FY 2023 DEPARTMENT PAGES

Function Descriptions Continued

Public Facilities

Activities associated with providing and maintaining county facilities for its operations. Examples include Facilities Management, Construction and Projects, and leases.

Public Safety


Activities associated with the protection of persons and property, providing incarceration services, emergency services, probation services, and serving judicial documents. Examples include Medical Examiner, Sheriff's Office, Jail Operations, Minimum Security, Inmate Transfer, Pre Trial Release, County Corrections, Child Abuse Taskforce, Constables, Fire Marshal, Homeland Security, Highway Patrol, Juvenile, Animal Safety, and CSCD.

Public Transportation

Activities associated with providing a road and bridge system to the county. Examples include Road and Bridge, Engineering, Public Works, Special Projects, and Toll Road Authority.

Unclassified

Activities associated with multiple functional areas or not associated to a functional area. Examples include General Fund Transfers Out, Employee Health Insurance, Flex Benefits, Unemployment Insurance, Short-term Disability Insurance, Employee Health Clinic, and Debt Service Payments.



Department Descriptions & Core Services

Extension Office

Improve county residents’ quality of life with custom-made educational programs which are based on community-identified needs in the areas of agriculture, environmental stewardship, youth and adult life skills, human capital and leadership and community economic development.

Open Space

Implement program elements of the Open Space Strategic Plan in order to promote a high quality of life for current County residents and future generations through the addition of new parks and open space resources.

Soil Conservation

To provide leadership and expertise in the conservation of natural resources in all areas of Collin County.

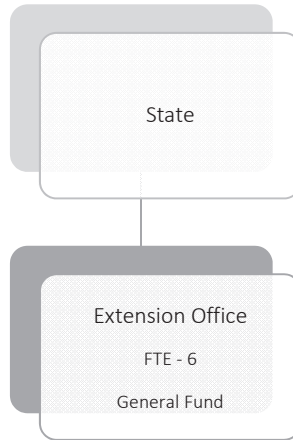
Extension Office

PURPOSE

Through education, Texas A&M AgriLife Extension Service will:

- Educate Texans to improve their health, safety, productivity and well-being.
- Educate citizens to improve their stewardship of the environment and Texas' natural resources.
- Educate Texans to make decisions that contribute to their economic security and to the state's economic prosperity.
- Foster the development of responsible, productive and self-motivated youth and adults.

REPORTING STRUCTURE




FTE POSITION SUMMARY

	FY 2020 ADOPTED	FY 2021 ADOPTED	FY 2022 ADOPTED	FY 2022 YTD ACTUAL	FY 2023 REQUESTED	FY 2023 ADOPTED	FY 2022/23 CHANGE
EXTENSION OFFICE							
Administrative Secretary	2	2	2	2	0	2	0
County Ext Agent-4H	1	1	1	1	0	1	0
County Ext Agent-Agriculture	1	1	1	1	0	1	0
County Ext Agent-Home Economic	1	1	1	1	0	1	0
County Ext Agent-Horticulture	1	1	1	1	0	1	0
Tech I	0.5	0.5	0.5	0.5	0	0	↓ -0.5
TOTAL	6.5	6.5	6.5	6.5	0	6	↓ -0.5

PERFORMANCE MEASURES

GOAL: Conducting programs by increasing participants' knowledge of fundamental concepts, acquisition of new skills, and changed

PERFORMANCE MEASURES	STRATEGIC GOAL	FY 2019 ACTUAL	FY 2020 ACTUAL	FY 2021 ACTUAL	FY 2022 ACTUAL	FY 2023 TARGET
Program Participants		41,740	57,251	50,953	82,541	106,796
Volunteers Involved		4,265	4,170	4,086	4,748	4,937
Attendance at Volunteer Conducted Meetings		7,091	7,244	5,869	7,927	8,409

Efficient and Open
Government

Extension Office

BUDGET SUMMARY

	FY 2019 ACTUAL	FY 2020 ACTUAL	FY 2021 ACTUAL	FY 2022 ADOPTED	FY 2022 YTD ACTUAL	FY 2023 REQUESTED	FY 2023 ADOPTED	FY 2022/23 CHANGE
SALARIES	\$ 243,513	\$ 256,000	\$ 241,400	\$ 306,910	\$ 269,734	\$ 336,103	\$ 338,909	10%
TRAINING	\$ 7,806	\$ 4,051	\$ 9,705	\$ 11,100	\$ 9,238	\$ 10,300	\$ 10,300	-7%
OPERATIONS	\$ 5,527	\$ 4,899	\$ 5,760	\$ 5,970	\$ 5,630	\$ 6,770	\$ 6,770	13%
TOTAL	\$ 256,846	\$ 264,950	\$ 256,865	\$ 323,980	\$ 284,602	\$ 353,173	\$ 355,979 ↑	10%

BUDGET RECONCILIATION

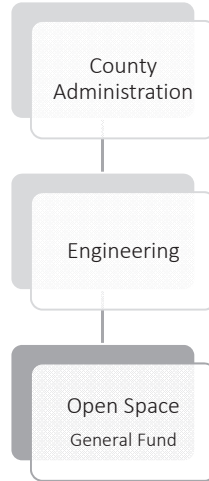
FY 2023 PERSONNEL CHANGES	ONE-TIME	RECURRING	TOTAL
Elimination of (1) Part-Time County Extension Tech I	\$ -	\$ (18,263)	\$ (18,263)
TOTAL			\$ (18,263)

Open Space

PURPOSE


Propose the means for acquisition and management of the open space system through interaction and cooperation of municipalities, public agencies, private organizations, and individuals. Identify natural resources of the county for protection in order to maintain a balance between developed and open landscape, and to preserve rare or unique ecosystems. Provide recommendations to maintain and operate County owned facilities, including programmed activities, as to protect and enhance the existing natural resources, encourage wise use of the facilities, and educate visitors about the program and the significance of County resources.

REPORTING STRUCTURE



PERFORMANCE MEASURES

GOAL: Schedule a minimum of 4 Parks & Open Space Board Meetings each year.

PERFORMANCE MEASURES	STRATEGIC GOAL	FY 2019 ACTUAL	FY 2020 ACTUAL	FY 2021 ACTUAL	FY 2022 ACTUAL	FY 2023 TARGET
Number of Parks & Open Space Board Meetings	 Efficient and Open Government	6	4	6	7	4

BUDGET SUMMARY

	FY 2019 ACTUAL	FY 2020 ACTUAL	FY 2021 ACTUAL	FY 2022 ADOPTED	FY 2022 YTD ACTUAL	FY 2023 REQUESTED	FY 2023 ADOPTED	FY 2022/23 CHANGE
SALARIES	\$ 16,200	\$ 16,500	\$ 16,800	\$ 16,800	\$ 16,800	\$ 18,000	\$ 18,000	7%
OPERATIONS	\$ 13,176	\$ 12,884	\$ 11,656	\$ 15,550	\$ 12,173	\$ 15,550	\$ 15,550	0%
TOTAL	\$ 29,376	\$ 29,384	\$ 28,456	\$ 32,350	\$ 28,973	\$ 33,550	\$ 33,550	↑ 4%

BUDGET RECONCILIATION

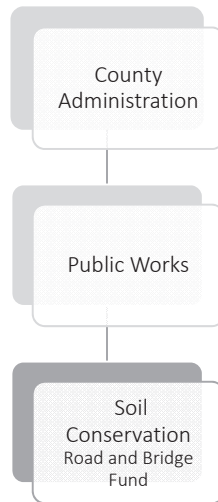
FY 2023 BASE BUDGET ADJUSTMENTS	ONE-TIME	RECURRING	TOTAL
Sister Grove Caretaker Increase	\$ -	\$ 1,200	\$ 1,200
TOTAL			\$ 1,200

Soil Conservation

PURPOSE

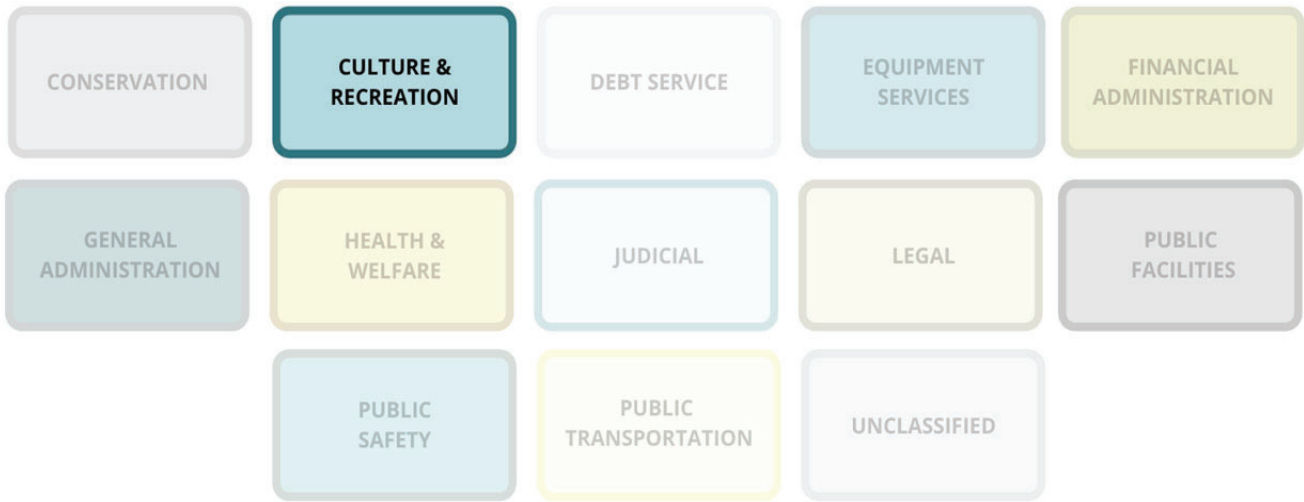
To provide leadership and expertise in the conservation of natural resources in all areas of Collin County.

REPORTING STRUCTURE



BUDGET SUMMARY

	FY 2019 ACTUAL	FY 2020 ACTUAL	FY 2021 ACTUAL	FY 2022 ADOPTED	FY 2022 YTD ACTUAL	FY 2023 REQUESTED	FY 2023 ADOPTED	FY 2022/23 CHANGE
OPERATIONS	\$ 6,024	\$ -	\$ 6,024	\$ 44,035	\$ 6,024	\$ 44,035	\$ 44,035	0%
TOTAL	\$ 6,024	\$ -	\$ 6,024	\$ 44,035	\$ 6,024	\$ 44,035	\$ 44,035	0%



Department Descriptions & Core Services

Historical Commission

The Collin County Historical Commission helps preserve and educate on the rich history of this county by initiating and conducting programs and activities for the preservation of historical heritage as well as marking, interpreting, preserving and accumulating information on landmarks.

Libraries

The purpose of the Libraries department is to provide assistance to local libraries to help them with the cost of providing services to the citizens that live in the unincorporated areas.

Myers Park

To provide educational and recreational opportunities as directed by the Deed of Trust set forth by the Park’s founders. Myers Park & Event Center provides a premier facility to attract major equestrian, dog agility and livestock shows and events to Collin County, and provides opportunities for private, community and business facility rental for parties, gatherings and meetings.

Farm Museum

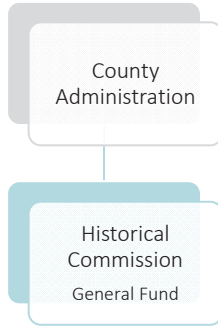
The Collin County Farm Museum strives to develop a better understanding and appreciation of Collin County’s rural heritage from the earliest settlement through the 1960s. The Collin County Farm Museum consists of 8,528 square feet of collections and restoration exhibits in the Wells Building.

Historical Commission

PURPOSE

The Collin County Historical Commission helps preserve and educate on the rich history of this county by initiating and conducting programs and activities for the preservation of historical heritage as well as marking, interpreting, preserving and accumulating information on landmarks.

REPORTING STRUCTURE



BUDGET SUMMARY

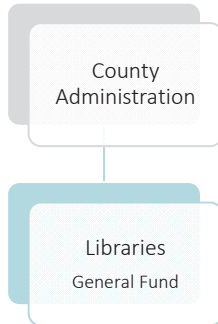
	FY 2019 ACTUAL	FY 2020 ACTUAL	FY 2021 ACTUAL	FY 2022 ADOPTED	FY 2022 YTD ACTUAL	FY 2023 REQUESTED	FY 2023 ADOPTED	FY 2022/23 CHANGE
OPERATIONS	\$ 47,045	\$ 48,320	\$ 42,459	\$ 49,900	\$ 47,118	\$ 49,900	\$ 49,900	0%
TOTAL	\$ 47,045	\$ 48,320	\$ 42,459	\$ 49,900	\$ 47,118	\$ 49,900	\$ 49,900	0%

Libraries

PURPOSE

The purpose of the Libraries department is to provide assistance to local libraries to help them with the cost of providing services to the citizens that live in the unincorporated areas.

REPORTING STRUCTURE



BUDGET SUMMARY

	FY 2019 ACTUAL	FY 2020 ACTUAL	FY 2021 ACTUAL	FY 2022 ADOPTED	FY 2022 YTD ACTUAL	FY 2023 REQUESTED	FY 2023 ADOPTED	FY 2022/23 CHANGE
OPERATIONS	\$ 39,963	\$ -	\$ -	\$ -	\$ -	\$ -	\$ -	0%
TOTAL	\$ 39,963	\$ -	\$ -	\$ -	\$ -	\$ -	\$ -	0%

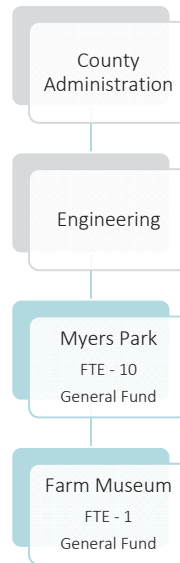
Funding for Libraries is budgeted in the Economic Development Fund.

Myers Park

PURPOSE

To provide educational and recreational opportunities as directed by the Deed of Trust set forth by the Park’s founders. Myers Park & Event Center provides a premier facility to attract major equestrian, dog agility and livestock shows and events to Collin County, and provides opportunities for private, community and business facility rental for parties, gatherings and meetings.

REPORTING STRUCTURE



FTE POSITION SUMMARY

	FY 2020 ADOPTED	FY 2021 ADOPTED	FY 2022 ADOPTED	FY 2022 YTD ACTUAL	FY 2023 REQUESTED	FY 2023 ADOPTED	FY 2022/23 CHANGE
FARM MUSEUM							
Farm Museum Coordinator	1	1	1	1	0	1	0
MYERS PARK							
Assistant Events Coordinator	0.5	0.5	0.5	0.5	0	0.5	0
Events Coordinator	1	1	1	1	0	1	0
Grounds Keeper	3.5	3.5	3.5	3.5	0	3.5	0
Grounds Maintenance Tech	2	2	2	2	0	2	0
Lead Worker	1	1	1	1	0	1	0
Parks Manager	1	1	1	1	0	1	0
Secretary	1	1	1	1	0	1	0
TOTAL	11	11	11	11	0	11	0

PERFORMANCE MEASURES

GOAL: Place 20 advertisements or articles in local news media/magazine outlets each year.


PERFORMANCE MEASURES	STRATEGIC GOAL	FY 2019 ACTUAL	FY 2020 ACTUAL	FY 2021 ACTUAL	FY 2022 ACTUAL	FY 2023 TARGET
Advertisements and Articles Published		100	45	104	72	80

Efficient and Open
Government



Myers Park

PERFORMANCE MEASURES CONTINUED


GOAL: Log 40,000 views of Myers Park & Event Center's website each year.

PERFORMANCE MEASURES	STRATEGIC GOAL	FY 2019 ACTUAL	FY 2020 ACTUAL	FY 2021 ACTUAL	FY 2022 ACTUAL	FY 2023 TARGET
Number of Views on Myers Park Website		53,129	41,298	44,076	49,334	40,000
Efficient and Open Government						


GOAL: Schedule and complete 200 events each year.

PERFORMANCE MEASURES	STRATEGIC GOAL	FY 2019 ACTUAL	FY 2020 ACTUAL	FY 2021 ACTUAL	FY 2022 ACTUAL	FY 2023 TARGET
Number of Events		359	271	326	336	200
Total Event Attendance		200,535	120,639	183,718	263,966	100,000
Efficient and Open Government						

GOAL: Attend 350 networking, community, new client meetings or events each year.

PERFORMANCE MEASURES	STRATEGIC GOAL	FY 2019 ACTUAL	FY 2020 ACTUAL	FY 2021 ACTUAL	FY 2022 ACTUAL	FY 2023 TARGET
Number of Networking, Community and New Client Meetings Attended		462	263	319	384	350
Efficient and Open Government						

GOAL: Complete 30 projects each year including irrigation and special Myers Park internal and external group projects.

PERFORMANCE MEASURES	STRATEGIC GOAL	FY 2019 ACTUAL	FY 2020 ACTUAL	FY 2021 ACTUAL	FY 2022 ACTUAL	FY 2023 TARGET
Number of Projects Completed		55	53	23	45	30
Maintain Financial Health						

BUDGET SUMMARY

FARM MUSEUM

	FY 2019 ACTUAL	FY 2020 ACTUAL	FY 2021 ACTUAL	FY 2022 ADOPTED	FY 2022 YTD ACTUAL	FY 2023 REQUESTED	FY 2023 ADOPTED	FY 2022/23 CHANGE
SALARIES	\$ 86,793	\$ 99,064	\$ 99,087	\$ 100,979	\$ 101,721	\$ 97,435	\$ 106,246	5%
TRAINING	\$ 105	\$ -	\$ 420	\$ 1,717	\$ 319	\$ 1,000	\$ 1,000	-42%
OPERATIONS	\$ 13,428	\$ 15,474	\$ 17,069	\$ 19,500	\$ 18,729	\$ 21,071	\$ 20,217	4%
TOTAL	\$ 100,327	\$ 114,537	\$ 116,576	\$ 122,196	\$ 120,769	\$ 119,506	\$ 127,463 ↑	4%

Myers Park

BUDGET SUMMARY CONTINUED

MYERS PARK

	FY 2019 ACTUAL	FY 2020 ACTUAL	FY 2021 ACTUAL	FY 2022 ADOPTED	FY 2022 YTD ACTUAL	FY 2023 REQUESTED	FY 2023 ADOPTED	FY 2022/23 CHANGE
SALARIES	\$ 641,433	\$ 657,011	\$ 635,409	\$ 719,021	\$ 642,770	\$ 715,384	\$ 768,643	7%
TRAINING	\$ 1,356	\$ 1,176	\$ 410	\$ 3,100	\$ 1,314	\$ 3,100	\$ 3,100	0%
OPERATIONS	\$ 95,049	\$ 82,798	\$ 86,544	\$ 92,413	\$ 79,268	\$ 147,006	\$ 110,413	19%
CAPITAL	\$ -	\$ -	\$ -	\$ -	\$ 39,709	\$ 18,975	\$ -	0%
TOTAL	\$ 737,838	\$ 740,985	\$ 722,363	\$ 814,534	\$ 763,062	\$ 884,465	\$ 882,156 ↑	8%

BUDGET RECONCILIATION

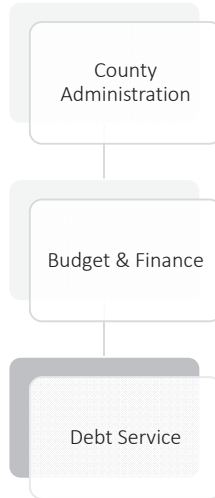
FY 2023 BASE BUDGET ADJUSTMENTS	ONE-TIME	RECURRING	TOTAL
Grounds Maintenance Increase	\$ -	\$ 10,000	\$ 10,000
Trash Disposal Increase	\$ -	\$ 8,000	\$ 8,000
TOTAL			\$ 18,000

Debt Service

PURPOSE


Fund used to account for property tax revenues restricted to be used to meet the county's debt obligation.

REPORTING STRUCTURE




PERFORMANCE MEASURES

GOAL: *Maintain a AAA Bond Rating.*

PERFORMANCE MEASURES	STRATEGIC GOAL	FY 2019 ACTUAL	FY 2020 ACTUAL	FY 2021 ACTUAL	FY 2022 ACTUAL	FY 2023 TARGET
County Bond Rating	 Maintain Financial Health	AAA	AAA	AAA	AAA	AAA

GOAL: *Keep the debt portion of the tax rate at or below 5.5 cents.*

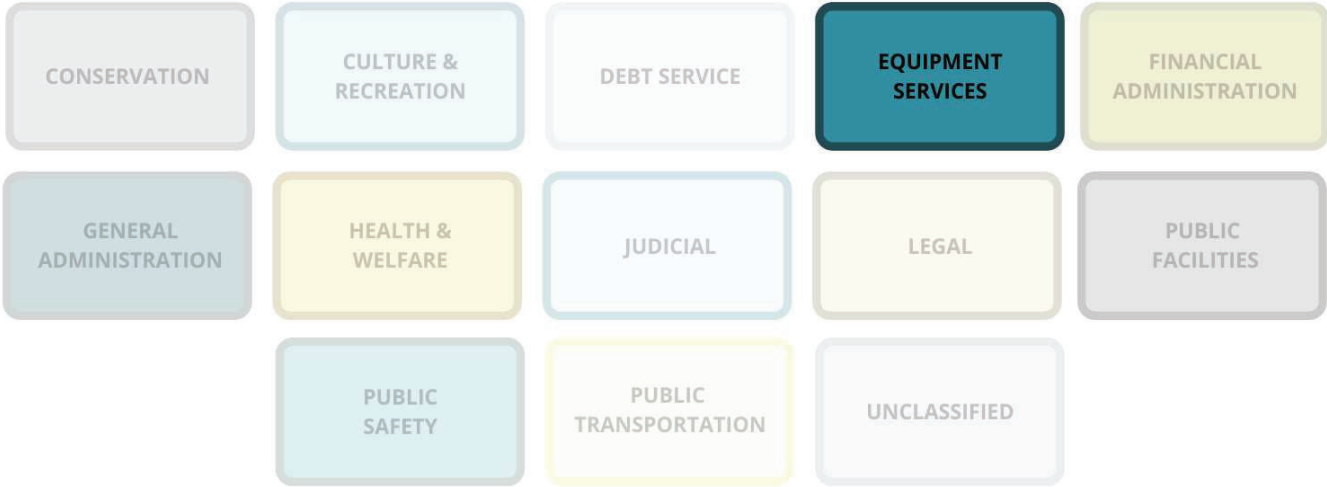
PERFORMANCE MEASURES	STRATEGIC GOAL	FY 2019 ACTUAL	FY 2020 ACTUAL	FY 2021 ACTUAL	FY 2022 ACTUAL	FY 2023 TARGET
Debt Tax Rate	 Maintain Financial Health	5.3573	5.2000	5.2030	5.1251	4.4271

BUDGET SUMMARY

	FY 2019 ACTUAL	FY 2020 ACTUAL	FY 2021 ACTUAL	FY 2022 ADOPTED	FY 2022 YTD ACTUAL	FY 2023 REQUESTED	FY 2023 ADOPTED	FY 2022/23 CHANGE
50 - DEBT SERVICE	\$ 92,013,439	\$ 124,814,107	\$ 113,561,947	\$ 84,677,929	\$ 84,979,770	\$ 84,681,000	\$ 84,681,000	0%
TOTAL	\$ 92,013,439	\$ 124,814,107	\$ 113,561,947	\$ 84,677,929	\$ 84,979,770	\$ 84,681,000	\$ 84,681,000	0%

BUDGET RECONCILIATION

FY 2023 BASE BUDGET ADJUSTMENTS	ONE-TIME	RECURRING	TOTAL
Increase in Debt Payment	\$ -	\$ 3,071	\$ 3,071
TOTAL			\$ 3,071



Department Descriptions & Core Services

Equipment Services

Equipment Services' mission is to provide cost-effective and timely service to all County departments in maintaining and repairing the vehicles and equipment in Collin County's fleet. In addition, we provide substantive information to County departments relating to fleet replacement.

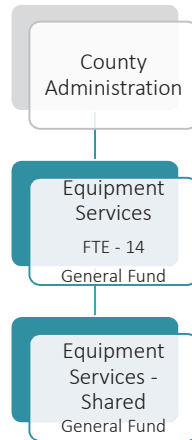
We are active participants in the Clean Cities Technical Coalition, helping to promote clean air in Collin County by using clean emission vehicles.

Equipment Services

PURPOSE

To maintain each unit in the County fleet in a safe, operable condition using the most cost-effective measures available. Providing for the safety & extended life of the County's vehicles and equipment by having a replacement schedule in place, performing preventative maintenance, offering specification writing training and fuel management.

REPORTING STRUCTURE




FTE POSITION SUMMARY

	FY 2020 ADOPTED	FY 2021 ADOPTED	FY 2022 ADOPTED	FY 2022 YTD ACTUAL	FY 2023 REQUESTED	FY 2023 ADOPTED	FY 2022/23 CHANGE
EQUIPMENT SERVICES							
Administrative Secretary	1	1	1	1	0	1	0
Asset Management Technician	1	1	1	1	0	1	0
Equipment Services Manager	1	1	1	1	0	1	0
Equipment Technician	7	7	7	7	0	7	0
Fleet Analyst	1	1	1	1	0	1	0
Parts Warehouse Supervisor	1	1	1	1	0	1	0
Shop Coordinator	1	1	1	1	0	1	0
Shop Technician	1	1	1	1	0	1	0
TOTAL	14	14	14	14	0	14	0

PERFORMANCE MEASURES

GOAL: Maintain, repair, and service all fleet related vehicles, heavy construction, and ancillary ground maintenance equipment in the safest, shortest time.

PERFORMANCE MEASURES	STRATEGIC GOAL	FY 2019 ACTUAL	FY 2020 ACTUAL	FY 2021 ACTUAL	FY 2022 ACTUAL	FY 2023 TARGET
Total Number of Fleet Units (Off Road, Over the Road and Grounds)	 Mobility and Transportation	986	977	983	996	996
Total Number of Work Orders Processed		3,161	3,800	2,995	2,975	3200
Gallons of Fuel Consumption (Unleaded)		199,950	192,893	181,813	195,729	192,596
Gallons of Fuel Consumption (Diesel)		204,928	213,686	185,906	180,198	180,198

Equipment Services

BUDGET SUMMARY

EQUIPMENT SERVICES

	FY 2019 ACTUAL	FY 2020 ACTUAL	FY 2021 ACTUAL	FY 2022 ADOPTED	FY 2022 YTD ACTUAL	FY 2023 REQUESTED	FY 2023 ADOPTED	FY 2022/23 CHANGE
SALARIES	\$ 1,127,697	\$ 1,211,221	\$ 1,194,376	\$ 1,294,527	\$ 1,293,681	\$ 1,294,631	\$ 1,391,637	8%
TRAINING	\$ 16,524	\$ 2,448	\$ 4,362	\$ 13,000	\$ 898	\$ 13,000	\$ 11,750	-10%
OPERATIONS	\$ 30,605	\$ 35,811	\$ 30,171	\$ 43,919	\$ 32,619	\$ 43,919	\$ 43,919	0%
TOTAL	\$ 1,174,826	\$ 1,249,480	\$ 1,228,909	\$ 1,351,446	\$ 1,327,198	\$ 1,351,550	\$ 1,447,306 ↑	7%

BUDGET RECONCILIATION


SE BUDGET ADJUSTMENTS	ONE-TIME	RECURRING	TOTAL
Training budget reduced by Commissioners during Budget Workshop and Public Hearings	\$ -	\$ (1,250)	\$ (1,250)
TOTAL			\$ (1,250)

EQUIPMENT SERVICES - SHARED

	FY 2019 ACTUAL	FY 2020 ACTUAL	FY 2021 ACTUAL	FY 2022 ADOPTED	FY 2022 YTD ACTUAL	FY 2023 REQUESTED	FY 2023 ADOPTED	FY 2022/23 CHANGE
OPERATIONS	\$ 846,069	\$ 695,662	\$ 898,078	\$ 1,792,861	\$ 1,804,648	\$ 1,849,461	\$ 1,822,861	2%
CAPITAL	\$ 1,018,759	\$ 1,415,999	\$ 1,895,614	\$ 945,100	\$ 167,104	\$ 1,792,420	\$ 1,792,420	90%
TOTAL	\$ 1,864,827	\$ 2,111,662	\$ 2,793,692	\$ 2,737,961	\$ 1,971,752	\$ 3,641,881	\$ 3,615,281 ↑	32%

BUDGET RECONCILIATION

FY 2023 BASE BUDGET ADJUSTMENTS	ONE-TIME	RECURRING	TOTAL
County-wide fleet and grounds equipment replacement	\$ 1,820,370	\$ -	\$ 1,820,370
TOTAL			\$ 1,820,370



Department Descriptions & Core Services

Budget & Finance

The Budget and Finance Department supports the Commissioners Court with fiscal planning, monitoring, and policy analysis that assist the Court in making well-informed policy and financial decisions.

Central Appraisal District

The mission of the Collin Central Appraisal District is to appraise all property in the Collin County Appraisal District at market value equally and uniformly, and to communicate that value annually to each taxpayer and taxing jurisdiction.

County Auditor

To ensure financial integrity of the County; enforce financial laws, policies and procedures; protect County assets, and maintain accurate and timely financial and accounting records.

Court Collections - County Clerk

Conducts in person interviews with defendants to determine his/her financial ability to pay court costs, fines and fees imposed by the criminal county courts. The clerk monitors the defendants' payment process until all costs are paid in full.

Purchasing

The statutory responsibility of the Purchasing Agent is to purchase all supplies, materials, and equipment; contract for all repairs required or used by the County; and supervise all purchases made on competitive bid. The Purchasing Agent is also responsible for County property and inventory and must annually file with the County Auditor and each member of the Purchasing Board an inventory of all property on hand and belonging to the County and to each subdivision, officer or employee.

Tax Assessor/Collector

To formulate policies and programs to ensure enforcement of the Texas Property Code and Texas Motor Vehicle laws. The basic duties and responsibilities of the Tax Assessor-Collector include: 1) assessing and collecting property taxes, 2) registering, licensing, and titling motor vehicles, and 3) maintaining accountability for public funds.

Treasury - County Clerk

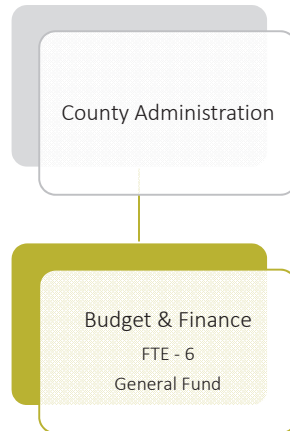
As the Treasurer for Collin County, the County Clerk is statutorily responsible for proper management of 18 accounts including land and vitals fee account, criminal, civil and probate fee accounts, court registry, two direct deposit clearing accounts, pooled cash, juror payments, seized money, toll road authority, grants for teen court and justice assistance, and long and short term disability for UHC and Aetna.

Budget & Finance

PURPOSE

The Budget and Finance Department supports the Commissioners Court with fiscal planning, monitoring, and policy analysis that assist the Court in making well-informed policy and financial decisions.

REPORTING STRUCTURE




FTE POSITION SUMMARY


	FY 2020 ADOPTED	FY 2021 ADOPTED	FY 2022 ADOPTED	FY 2022 YTD ACTUAL	FY 2023 REQUESTED	FY 2023 ADOPTED	FY 2022/23 CHANGE
BUDGET & FINANCE							
Director of Budget & Finance	1	1	1	1	0	1	0
Assistant Director	1	1	1	1	0	1	0
Budget Technician	1	0	0	0	0	0	0
Financial Analyst	2	3	3	3	0	3	0
Financial Analyst II	1	1	1	1	0	1	0
TOTAL	6	6	6	6	0	6	0

PERFORMANCE MEASURES

GOAL: *Maintain a AAA Bond Rating.*

PERFORMANCE MEASURES	STRATEGIC GOAL	FY 2019 ACTUAL	FY 2020 ACTUAL	FY 2021 ACTUAL	FY 2022 ACTUAL	FY 2023 TARGET
County Bond Rating	 Maintain Financial Health	AAA	AAA	AAA	AAA	AAA


GOAL: *Adopt the County budget in accordance with statute.*

PERFORMANCE MEASURES	STRATEGIC GOAL	FY 2019 ACTUAL	FY 2020 ACTUAL	FY 2021 ACTUAL	FY 2022 ACTUAL	FY 2023 TARGET
County Budget Adopted According to Statute	 Maintain Financial Health	Yes	Yes	Yes	Yes	Yes


Budget & Finance

PERFORMANCE MEASURES CONTINUED

GOAL: Receive the GFOA Distinguished Budget Presentation Award each year.


PERFORMANCE MEASURES	STRATEGIC GOAL	FY 2019 ACTUAL	FY 2020 ACTUAL	FY 2021 ACTUAL	FY 2022 ACTUAL	FY 2023 TARGET
Received GFOA Distinguished Presentation Award	 Efficient and Open Government	Yes	Yes	Yes	Yes	Yes

GOAL: Receive the GFOA Distinguished Budget Presentation Award each year.

PERFORMANCE MEASURES	STRATEGIC GOAL	FY 2019 ACTUAL	FY 2020 ACTUAL	FY 2021 ACTUAL	FY 2022 ACTUAL	FY 2023 TARGET
Overall GFOA Rating Score for the County Budget Document (324 Total Points)	 Efficient and Open Government	171	254	270	236	250

FY 2019 - Due to the COVID-19 Pandemic, the Budget Document was only reviewed by 2 reviewers. FY 2022 points total changed to 300.

GOAL: Maintain a fund balance of at least 180 days in the General Fund.

PERFORMANCE MEASURES	STRATEGIC GOAL	FY 2019 ACTUAL	FY 2020 ACTUAL	FY 2021 ACTUAL	FY 2022 ACTUAL	FY 2023 TARGET
Maintain a Fund Balance of 180 Days in the General Fund	 Maintain Financial Health	Yes	Yes	Yes	Yes	Yes

BUDGET SUMMARY

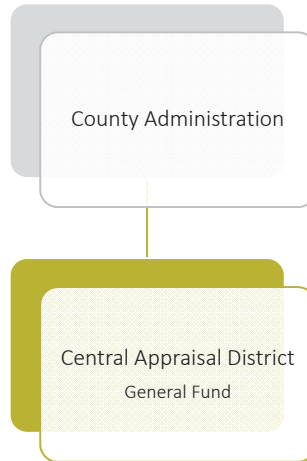
	FY 2019 ACTUAL	FY 2020 ACTUAL	FY 2021 ACTUAL	FY 2022 ADOPTED	FY 2022 YTD ACTUAL	FY 2023 REQUESTED	FY 2023 ADOPTED	FY 2022/23 CHANGE
SALARIES	\$ 647,595	\$ 742,794	\$ 747,552	\$ 803,233	\$ 813,490	\$ 807,824	\$ 875,486	9%
TRAINING	\$ 16,271	\$ 7,815	\$ 9,129	\$ 16,880	\$ 15,143	\$ 16,880	\$ 17,605	4%
OPERATIONS	\$ 1,408	\$ 1,601	\$ 799	\$ 1,720	\$ 1,360	\$ 1,720	\$ 995	-42%
TOTAL	\$ 665,274	\$ 752,209	\$ 757,480	\$ 821,833	\$ 829,993	\$ 826,424	\$ 894,086	↑ 9%

Central Appraisal District

PURPOSE

The mission of the Collin Central Appraisal District is to appraise all property in the Collin County Appraisal District at market value equally and uniformly, and to communicate that value annually to each taxpayer and taxing jurisdiction.

REPORTING STRUCTURE



BUDGET SUMMARY

	FY 2019 ACTUAL	FY 2020 ACTUAL	FY 2021 ACTUAL	FY 2022 ADOPTED	FY 2022 YTD ACTUAL	FY 2023 REQUESTED	FY 2023 ADOPTED	FY 2022/23 CHANGE
OPERATIONS	\$ 1,606,039	\$ 1,795,818	\$ 1,792,691	\$ 1,957,754	\$ 1,934,699	\$ 2,089,978	\$ 2,091,978	7%
TOTAL	\$ 1,606,039	\$ 1,795,818	\$ 1,792,691	\$ 1,957,754	\$ 1,934,699	\$ 2,089,978	\$ 2,091,978	↑ 7%

BUDGET RECONCILIATION

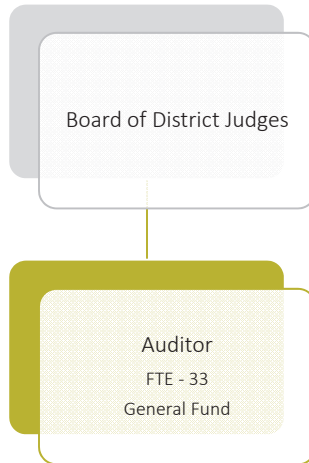
FY 2023 BASE BUDGET ADJUSTMENTS	ONE-TIME	RECURRING	TOTAL
Increase in Annual Payment	\$ -	\$ 134,224	\$ 134,224
TOTAL			\$ 134,224

Auditor

PURPOSE

To ensure financial integrity of the County; enforce financial laws, policies and procedures; protect County assets, and maintain accurate and timely financial and accounting records.

REPORTING STRUCTURE




FTE POSITION SUMMARY

	FY 2020 ADOPTED	FY 2021 ADOPTED	FY 2022 ADOPTED	FY 2022 YTD ACTUAL	FY 2023 REQUESTED	FY 2023 ADOPTED	FY 2022/23 CHANGE
AUDITOR							
1st Assistant Auditor	1	1	1	1	0	1	0
Accountant/Auditor	13	14	14	14	1	14	0
Accounting/Audit Specialist	3	3	3	3	0	3	0
Accounts Payable Supervisor	1	1	1	1	0	1	0
Accounts Payable Tech	6	6	6	6	0	6	0
Audit Manager	4	4	4	4	0	4	0
County Auditor	1	1	1	1	0	1	0
Grant Resource Administrator	1	1	1	1	0	1	0
Office Coordinator	1	1	1	1	0	1	0
Section Leader/Compliance	1	1	1	1	0	1	0
TOTAL	32	33	33	33	1	33	0

PERFORMANCE MEASURES


GOAL: Achieve the GFOA Certificate of Excellence in Financial Reporting to meet the standard of excellence for accuracy and transparency.

PERFORMANCE MEASURES	STRATEGIC GOAL	FY 2019 ACTUAL	FY 2020 ACTUAL	FY 2021 ACTUAL	FY 2022 ACTUAL	FY 2023 TARGET
GFOA Awards for Comprehensive Annual Financial Reports	 Maintain Financial Health	40	41	42	NA	44
Published Transparent and Accurate Comprehensive Annual Financial Report		Yes	Yes	Yes	NA	Yes

Auditor

PERFORMANCE MEASURES CONTINUED

GOAL: Perform all statutorily required audits within the fiscal year.

PERFORMANCE MEASURES	STRATEGIC GOAL	FY 2019 ACTUAL	FY 2020 ACTUAL	FY 2021 ACTUAL	FY 2022 ACTUAL	FY 2023 TARGET
# of Internal Audits Performed	 Maintain Financial Health	87	148	128	133	145

BUDGET SUMMARY

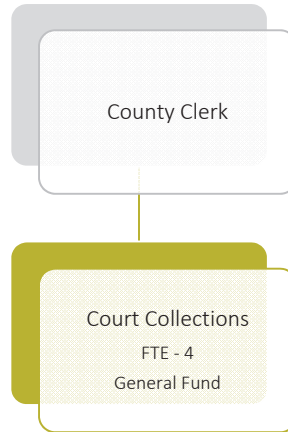
	FY 2019 ACTUAL	FY 2020 ACTUAL	FY 2021 ACTUAL	FY 2022 ADOPTED	FY 2022 YTD ACTUAL	FY 2023 REQUESTED	FY 2023 ADOPTED	FY 2022/23 CHANGE
SALARIES	\$ 3,152,744	\$ 3,321,474	\$ 3,462,433	\$ 3,740,246	\$ 3,672,424	\$ 3,731,862	\$ 3,913,944	5%
TRAINING	\$ 28,660	\$ 6,299	\$ 19,545	\$ 46,850	\$ 12,964	\$ 46,850	\$ 46,850	0%
OPERATIONS	\$ 10,130	\$ 9,796	\$ 12,367	\$ 18,500	\$ 13,379	\$ 21,985	\$ 18,500	0%
TOTAL	\$ 3,191,534	\$ 3,337,569	\$ 3,494,344	\$ 3,805,596	\$ 3,698,767	\$ 3,800,697	\$ 3,979,294 ↑	5%

Court Collections - County Clerk

PURPOSE

Conducts in person interviews with defendants to determine his/her financial ability to pay court costs, fines and fees imposed by the criminal county courts. The clerk monitors the defendants' payment process until all costs are paid in full.

REPORTING STRUCTURE



FTE POSITION SUMMARY

	FY 2020 ADOPTED	FY 2021 ADOPTED	FY 2022 ADOPTED	FY 2022 YTD ACTUAL	FY 2023 REQUESTED	FY 2023 ADOPTED	FY 2022/23 CHANGE
COURT COLLECTIONS							
Collections Clerk	4	4	3	3	0	3	0
Program Coordinator	1	1	1	1	0	1	0
TOTAL	5	5	4	4	0	4	0

PERFORMANCE MEASURES


GOAL: Properly enforce court ordered financial obligations through collection of court costs, fines and fees related to misdemeanor convictions for Collin County.

PERFORMANCE MEASURES	STRATEGIC GOAL	FY 2019 ACTUAL	FY 2020 ACTUAL	FY 2021 ACTUAL	FY 2022 ACTUAL	FY 2023 TARGET
Dollars Assessed		\$ 2,907,743	\$ 2,024,485	\$ 3,254,660	\$ 2,662,851	\$ 2,771,188
Total Collected (Includes Jail Credit and Community Service)	Maintain Financial Health	\$ 3,170,488	\$ 2,203,541	\$ 3,004,559	\$ 2,842,495	\$ 2,846,845
% of Total Collected		109%	109%	92%	107%	103%
Total Collectable Dollars Assessed		\$ 1,580,346	\$ 814,695	\$ 1,163,051	\$ 546,403	\$ 439,474
Dollars Collected	Maintain Financial Health	\$ 1,837,420	\$ 1,329,756	\$ 1,903,283	\$ 1,535,248	\$ 1,515,618
% of Dollars Collected		116%	163%	164%	281%	345%


Court Collections - County Clerk

PERFORMANCE MEASURES CONTINUED

GOAL: Increase the 0-60 day collection rate to ensure court-imposed fines and fees are collected in a timely manner.

PERFORMANCE MEASURES	STRATEGIC GOAL	FY 2019 ACTUAL	FY 2020 ACTUAL	FY 2021 ACTUAL	FY 2022 ACTUAL	FY 2023 TARGET
Total Collectable Dollars Assessed		\$ 1,580,346	\$ 814,695	\$ 1,163,051	\$ 546,403	\$ 439,474
0-60 Collection	Maintain Financial Health	\$ 1,118,399	\$ 693,246	\$ 1,263,277	\$ 852,883	\$ 886,218
0-60 Day Collection Rate		71%	85%	109%	156%	202%

BUDGET SUMMARY

	FY 2019 ACTUAL	FY 2020 ACTUAL	FY 2021 ACTUAL	FY 2022 ADOPTED	FY 2022 YTD ACTUAL	FY 2023 REQUESTED	FY 2023 ADOPTED	FY 2022/23 CHANGE
SALARIES	\$ 332,975	\$ 371,054	\$ 378,445	\$ 339,586	\$ 317,219	\$ 328,936	\$ 355,220	5%
TRAINING	\$ 2,627	\$ 447	\$ 429	\$ 7,200	\$ 1,285	\$ 7,200	\$ 6,500	-10%
OPERATIONS	\$ 4,383	\$ 4,171	\$ 3,908	\$ 9,766	\$ 5,517	\$ 9,766	\$ 9,766	0%
TOTAL	\$ 339,985	\$ 375,672	\$ 382,782	\$ 356,552	\$ 324,022	\$ 345,902	\$ 371,486 	4%

BUDGET RECONCILIATION

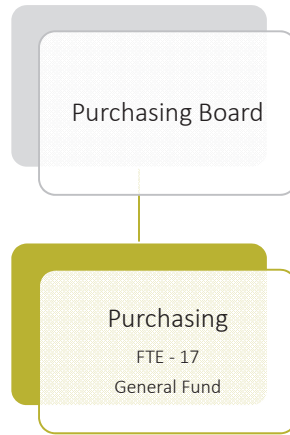
FY 2023 BASE BUDGET ADJUSTMENTS	ONE-TIME	RECURRING	TOTAL
Training budget reduced by Commissioners during Budget Workshop and Public Hearings	\$ -	\$ (700)	\$ (700)
TOTAL			\$ (700)

Purchasing

PURPOSE

The statutory responsibility of the Purchasing Agent is to purchase all supplies, materials, and equipment; contract for all repairs required or used by the County; and supervise all purchases made on competitive bid. The Purchasing Agent is also responsible for County property and inventory and must annually file with the County Auditor and each member of the Purchasing Board an inventory of all property on hand and belonging to the County and to each subdivision, officer or employee.

REPORTING STRUCTURE




FTE POSITION SUMMARY

	FY 2020 ADOPTED	FY 2021 ADOPTED	FY 2022 ADOPTED	FY 2022 YTD ACTUAL	FY 2023 REQUESTED	FY 2023 ADOPTED	FY 2022/23 CHANGE
PURCHASING							
Asset Management Technician	2	2	2	2	0	2	0
Assistant Purchasing Agent	1	1	1	1	0	1	0
Buyer Assistant	1	1	1	1	0	1	0
Buyer I	3	3	3	3	0	3	0
Buyer II	5	4	4	4	0	4	0
Functional Analyst	1	1	0	0	0	0	0
Purchasing Administrator	1	1	1	1	0	1	0
Purchasing Agent	1	1	1	1	0	1	0
Purchasing Analyst	0	0	1	1	0	1	0
Senior Buyer	2	3	3	3	0	3	0
TOTAL	17	17	17	17	0	17	0

PERFORMANCE MEASURES


GOAL: Provide support to departments through procurement of quality supplies, equipment, and services.

PERFORMANCE MEASURES	STRATEGIC GOAL	FY 2019 ACTUAL	FY 2020 ACTUAL	FY 2021 ACTUAL	FY 2022 ACTUAL	FY 2023 TARGET
Requisitions received	 Maintain Financial Health	5,779	5,516	5,096	5,301	5,157
Purchase orders issued		5,259	4,916	4,761	5,059	5,001
Purchasing card transactions		6,285	4,655	5,584	6,800	7,158
% of requisitions turned into POs		91%	89%	93%	95%	97%


Purchasing

PERFORMANCE MEASURES CONTINUED

GOAL: Identify commodities and services that warrant a formal bid process to capture the best price for an item.

PERFORMANCE MEASURES	STRATEGIC GOAL	FY 2019 ACTUAL	FY 2020 ACTUAL	FY 2021 ACTUAL	FY 2022 ACTUAL	FY 2023 TARGET
Total Contract Instruments Received/Processed	 Maintain Financial Health	636	724	748	712	741
% Change		28%	14%	3%	-5%	4%

GOAL: Secure pricing via competitive bids to save taxpayer dollars.

PERFORMANCE MEASURES	STRATEGIC GOAL	FY 2019 ACTUAL	FY 2020 ACTUAL	FY 2021 ACTUAL	FY 2022 ACTUAL	FY 2023 TARGET
Adopted in Fiscal Year Budget	 Maintain Financial Health	\$ 4,682,143	\$ 8,743,812	\$ 4,641,947	\$ 3,633,283	\$ 3,852,577
Actual Amount Spent		\$ 4,289,940	\$ 7,046,624	\$ 4,132,639	\$ 3,024,328	\$ 2,984,890
Cost Savings		\$ 392,203	\$ 1,697,188	\$ 509,308	\$ 608,955	\$ 1,181,994
% of Budget Spent		92%	81%	89%	83%	77%

BUDGET SUMMARY

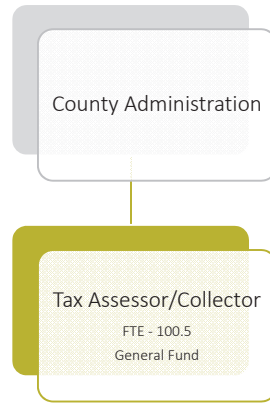
	FY 2019 ACTUAL	FY 2020 ACTUAL	FY 2021 ACTUAL	FY 2022 ADOPTED	FY 2022 YTD ACTUAL	FY 2023 REQUESTED	FY 2023 ADOPTED	FY 2022/23 CHANGE
SALARIES	\$ 1,396,621	\$ 1,525,522	\$ 1,432,361	\$ 1,556,590	\$ 1,528,562	\$ 1,568,391	\$ 1,694,699	9%
TRAINING	\$ 16,653	\$ 11,671	\$ 16,682	\$ 26,720	\$ 24,677	\$ 26,720	\$ 26,720	0%
OPERATIONS	\$ 9,718	\$ 9,604	\$ 6,065	\$ 7,760	\$ 6,572	\$ 7,760	\$ 7,760	0%
CAPITAL	\$ -	\$ 9,066	\$ -	\$ -	\$ -	\$ -	\$ -	0%
TOTAL	\$ 1,422,993	\$ 1,555,863	\$ 1,455,108	\$ 1,591,070	\$ 1,559,812	\$ 1,602,871	\$ 1,729,179 ↑	9%

Tax Assessor/Collector

PURPOSE

To formulate policies and programs to ensure enforcement of the Texas Property Code and Texas Motor Vehicle laws. The basic duties and responsibilities of the Tax Assessor-Collector include: 1) assessing and collecting property taxes, 2) registering, licensing, and titling motor vehicles, and 3) maintaining accountability for public funds.

REPORTING STRUCTURE




FTE POSITION SUMMARY

	FY 2020 ADOPTED	FY 2021 ADOPTED	FY 2022 ADOPTED	FY 2022 YTD ACTUAL	FY 2023 REQUESTED	FY 2023 ADOPTED	FY 2022/23 CHANGE
TAX ASSESSOR/COLLECTOR							
Account/Office Clerk	4	4	4	4	0	4	0
Accounting Tech	3	3	3	3	0	3	0
Administrative Secretary	1	1	1	1	0	1	0
Chief Deputy Clerk	1	1	1	1	0	1	0
Deputy Tax Clerk I	5	5	5	5	0	5	0
Deputy Tax Clerk II	9	9	9	9	0	9	0
Financial Operations Supervisor	1	1	1	1	0	1	0
Lead Clerk	5	5	5	5	2	5	0
Property Tax Liaison	1	1	1	1	0	1	0
Senior Administrator	0	1	2	2	0	2	0
Tax Assessor	1	1	1	1	0	1	0
Title Specialist	29	29	29	29	20	31	↑ 2
Title Specialist - NTTA	3	3	3	3	0	3	0
Title Specialist II	4	4	4	4	0	4	0
Vehicle Registration Clerk -	6	6	6	6	0	6	0
Vehicle Registration Clerk	22.5	20.5	20.5	20.5	4	20.5	0
Vehicle Registration Clerk II	3	3	3	3	0	3	0
TOTAL	98.5	97.5	98.5	98.5	26	100.5	↑ 2

PERFORMANCE MEASURES


GOAL: To process all motor vehicle transactions within 2 days of receipt by mail, 1 day of on-line receipt, 3 minutes per walk-in transaction, and 5 days by off-site receipt, 85% of the time.

PERFORMANCE MEASURES	STRATEGIC GOAL	FY 2019 ACTUAL	FY 2020 ACTUAL	FY 2021 ACTUAL	FY 2022 ACTUAL	FY 2023 TARGET
# of Registrations Processed	 Efficient and Open Government	930,525	907,290	1,002,284	1,050,451	1,095,196
# of Titles Processed		225,798	210,348	248,938	253,726	265,082
Processed within 2 Days of Receipt by Mail		100%	100%	100%	100%	100%


Tax Assessor/Collector

PERFORMANCE MEASURES CONTINUED

Goal: To collect all taxes due and ensure taxpayers pay their share of the tax burden by maintaining an 80% collection rate of current year taxes collected by January 1st; with a target minimum of 98% overall collection rate.

PERFORMANCE MEASURES	STRATEGIC GOAL	FY 2019 ACTUAL	FY 2020 ACTUAL	FY 2021 ACTUAL	FY 2022 ACTUAL	FY 2023 TARGET
Property Tax Collections	 Efficient and Open Government	3,252,610,027	3,347,551,777	3,472,084,440	3,651,772,911	3,795,583,202
Completed 80% Collection Rate by Jan 1st		Yes	Yes	Yes	Yes	Yes

Goal: To provide accurate and prompt tax information for owners of property in Collin County and ensure accurate mailing of bills, receipts, and posting of payments within 5 days of receipt by mail, 1 day of on-line receipt, and 5 minutes per walk-in transaction, 80% of the time.

PERFORMANCE MEASURES	STRATEGIC GOAL	FY 2019 ACTUAL	FY 2020 ACTUAL	FY 2021 ACTUAL	FY 2022 ACTUAL	FY 2023 TARGET
Property Tax Transactions	 Efficient and Open Government	464,708	418,751	450,387	502,519	517,997
Completed 80% Collection Rate		Yes	Yes	Yes	Yes	Yes

BUDGET SUMMARY

	FY 2019 ACTUAL	FY 2020 ACTUAL	FY 2021 ACTUAL	FY 2022 ADOPTED	FY 2022 YTD ACTUAL	FY 2023 REQUESTED	FY 2023 ADOPTED	FY 2022/23 CHANGE
SALARIES	\$ 5,761,225	\$ 5,946,977	\$ 5,934,214	\$ 6,661,022	\$ 5,953,929	\$ 8,065,142	\$ 7,127,382	7%
TRAINING	\$ 21,064	\$ 10,881	\$ 23,530	\$ 31,685	\$ 23,081	\$ 28,900	\$ 25,900	-18%
OPERATIONS	\$ 180,996	\$ 143,031	\$ 153,188	\$ 162,671	\$ 161,400	\$ 356,755	\$ 157,399	-3%
CAPITAL	\$ -	\$ -	\$ 235,054	\$ -	\$ -	\$ 22,320	\$ -	0%
TOTAL	\$ 5,963,286	\$ 6,100,889	\$ 6,345,986	\$ 6,855,378	\$ 6,138,410	\$ 8,473,117	\$ 7,310,681	↑ 7%

BUDGET RECONCILIATION

FY 2023 BASE BUDGET ADJUSTMENTS	ONE-TIME	RECURRING	TOTAL
Annual Software and Equipment Maintenance Agreements	\$ -	\$ 992	\$ 992
Truth-In-Taxation (TNT) Software	\$ -	\$ 1,199	\$ 1,199
Operations budget reduced by Commissioners during Budget Workshop and Public Hearings	\$ -	\$ (9,660)	\$ (9,660)
TOTAL			\$ (7,469)

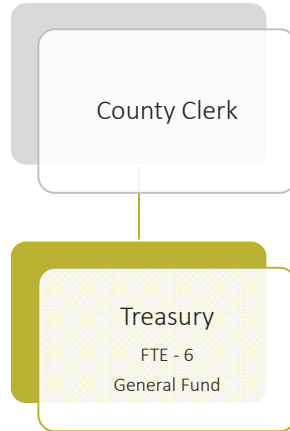
FY 2023 PERSONNEL CHANGES	ONE-TIME	RECURRING	TOTAL
Addition of (2) Title Specialists	\$ -	\$ 118,558	\$ 118,558
TOTAL			\$ 118,558

Treasury - County Clerk

PURPOSE

As the Treasurer for Collin County, the County Clerk is statutorily responsible for proper management of 18 accounts including land and vitals fee account, criminal, civil and probate fee accounts, court registry, two direct deposit clearing accounts, pooled cash, juror payments, seized money, toll road authority, grants for teen court and justice assistance, and long and short term disability for UHC and Aetna.

REPORTING STRUCTURE




FTE POSITION SUMMARY


	FY 2020 ADOPTED	FY 2021 ADOPTED	FY 2022 ADOPTED	FY 2022 YTD ACTUAL	FY 2023 REQUESTED	FY 2023 ADOPTED	FY 2022/23 CHANGE
TREASURY - COUNTY CLERK							
Account/Office Clerk	1	1	1	1	0	1	0
Accounting Tech	1	1	1	1	0	1	0
Deputy County Clerk II	2	2	2	2	0	2	0
Functional Analyst	1	1	1	1	0	1	0
Treasury Administrator	1	1	1	1	0	1	0
TOTAL	6	6	6	6	0	6	0

PERFORMANCE MEASURES

GOAL: Provide proper and accurate accounting, recording, and disbursing of all funds managed by the Treasury Office and complete daily, weekly, and monthly balancing of all accounts and bank statements.

PERFORMANCE MEASURES	STRATEGIC GOAL	FY 2019 ACTUAL	FY 2020 ACTUAL	FY 2021 ACTUAL	FY 2022 ACTUAL	FY 2023 TARGET
Fee Account Deposits		13,860,918	16,030,863	20,290,646	16,481,456	17,769,997
Maintain Financial Health						
% of Accounts Balanced on Time		100%	100%	100%	100%	100%

GOAL: Ensure county payroll checks, accounts payable checks, and jury checks are processed and mailed on time.

PERFORMANCE MEASURES	STRATEGIC GOAL	FY 2019 ACTUAL	FY 2020 ACTUAL	FY 2021 ACTUAL	FY 2022 ACTUAL	FY 2023 TARGET
Total Checks Distributed		42,679	29,129	26,660	34,436	33,167
Maintain Financial Health						
# of Checks Distributed on Time		100%	100%	100%	100%	100%

Treasury - County Clerk

BUDGET SUMMARY

	FY 2019 ACTUAL	FY 2020 ACTUAL	FY 2021 ACTUAL	FY 2022 ADOPTED	FY 2022 YTD ACTUAL	FY 2023 REQUESTED	FY 2023 ADOPTED	FY 2022/23 CHANGE
SALARIES	\$ 473,309	\$ 455,302	\$ 494,768	\$ 516,153	\$ 508,216	\$ 511,963	\$ 548,113	6%
TRAINING	\$ 1,798	\$ -	\$ 1,116	\$ 7,200	\$ -	\$ 8,200	\$ 3,200	-56%
OPERATIONS	\$ 903	\$ 571	\$ 837	\$ 3,517	\$ 2,269	\$ 2,517	\$ 2,117	-40%
CAPITAL	\$ -	\$ -	\$ 15,643	\$ -	\$ -	\$ -	\$ -	0%
TOTAL	\$ 476,010	\$ 455,874	\$ 512,364	\$ 526,870	\$ 510,485	\$ 522,680	\$ 553,430	↑ 5%

BUDGET RECONCILIATION

FY 2023 BASE BUDGET ADJUSTMENTS	ONE-TIME	RECURRING	TOTAL
Training budget reduced by Commissioners during Budget Workshop and Public Hearings	\$ -	\$ (5,000)	\$ (5,000)
Operations budget reduced by Commissioners during Budget Workshop and Public Hearings	\$ -	\$ (400)	\$ (400)
TOTAL		\$	(5,400)



Department Descriptions & Core Services

Administrative Services

Administrative Services manages day-to-day operations and infrastructure of the County and acts as an advisor to the Commissioners Court on fiscal, functional, and legal matters. The Commissioners Court sets policy while Administrative Services implements that policy.

Capital Replacement

Capital Replacement is used for the repair and replacement of county assets that are no longer working or in need of repair.

Commissioners Court

To carry out the local laws, policies, and services as determined by County, State, and Federal governments for the good of all and the betterment of the daily lives of all citizens in a fair and equitable manner.

County Clerk

The County Clerk is the Local Registrar for recording all birth and death certificates, official bond records, military discharge records and other miscellaneous records. The County Clerk is responsible for legal instruments which include real and personal property, bonds, plats, marks and brands, assumed names, marriage licenses, deputation records, issuance of bail bond checks, beer and wine hearings, safekeeping of wills, and Commissioners' Court Minutes. The County Clerk is the custodian of the court registry funds deposited at the direction of the civil and statutory probate courts. The County Clerk is also responsible for County Court at Law Clerks, Court Collections, Treasury, Probate, Mental Commitments and Records Management and Archive.

Records Management

Fund designated to account for the collection of the County Clerk's statutory document preservation fee and the expenditure of those fees for records management and preservation services.

Records Archive

Fund designated to account for the collection of the records archive fee and the related expenditures for preservation and restoration services performed by the County Clerk in connection with maintaining a County Clerk's records archive.

County Judge

To carry out the local laws, policies, and services as determined by County, State, and Federal governments for the good of all and the betterment of the daily lives of all citizens in a fair and equitable manner.

Economic Development

To account for unclaimed electric coop capital credits provided from the State restricted for economic development or to fund a child's advocacy center.

Department Descriptions & Core Services Continued

Elections

The Collin County Elections Department is responsible for conducting federal, state, county elections and provides election services contracts to political subdivisions for the conduct of local elections. The department is responsible for facilitating voter registration and for maintaining an accurate and up-to-date database of the registered voters in the county. Additionally, the department is responsible for maintaining campaign finance files, redistricting of voting precincts and maintenance/programming/testing of election equipment.

Information Technology

The Department of Information Technology delivers qualitative and innovative information technology solutions to citizens, to the business community and to Collin County staff for convenient access to appropriate information and services.

Enterprise Resource Planning (ERP)

To support the accounting, reporting, purchasing, human resources, budgeting, fleet, building permits and other core software needs.

Records

The Records Management Department acts as the caretaker of information belonging to the citizens of Collin County. This stewardship involves preserving the information while making it available in a usable and cost effective manner, providing comprehensive records management support to County departments, and ensuring that legally mandated retention schedules and preservation standards for records are followed.

Records Management & Preservation

Fund designated to account for the collection of the County statutory document preservation fee and the expenditure for records management and preservation services.

IT - Shared

Funds include county-wide shared services such as computer supplies, software maintenance, and consultants.

Human Resources

To create and deliver exemplary and innovative Human Resource and Risk Management services, processes, and solutions that contribute to the overall objectives of Collin County.

Civil Service

Responsible for the administration of civil service laws and procedures for Collin County and provides support for the recruitment, testing, hiring, eligibility, and promotional testing of all Sheriff's Office Employees.

HR - Shared

Funds include county-wide shared services such as service awards, pre-employment services, and recruitment efforts.

Liability Insurance

Internal service fund to account for liability insurance coverage for losses due to theft, mysterious disappearance, and damage or destruction of assets.

Risk Management

Recommends and binds appropriate insurance coverage for the County. Processes and manages property, general liability, auto and workers' compensation claims. Coordinates with other departments to reduce County liability as it relates to safety and risk functions.

Workers Compensation

Internal service fund established to account for a self-insurance program providing medical and indemnity payments as required by law for on-the job related injuries up to a stop loss amount. The plan is administered by a third party.

Support Services

Provides mail drop off and pick up service to all County facilities; to coordinate with the U.S. Post Office and other postal services for Countywide delivery and pick up to warehouse and provide supplies to all County departments as needed.

Support Services - Shared

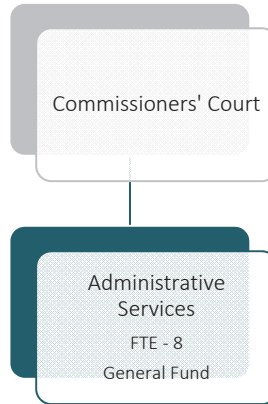
Supports county-wide postal services, printing, and supplies.

Administrative Services

PURPOSE

Administrative Services manages day-to-day operations and infrastructure of the County and acts as an advisor to the Commissioners Court on fiscal, functional, and legal matters. The Commissioners Court sets policy while Administrative Services implements that policy.

REPORTING STRUCTURE




FTE POSITION SUMMARY

	FY 2020 ADOPTED	FY 2021 ADOPTED	FY 2022 ADOPTED	FY 2022 YTD ACTUAL	FY 2023 REQUESTED	FY 2023 ADOPTED	FY 2022/23 CHANGE
ADMINISTRATIVE SERVICES							
Administrative Secretary	2	2	2	2	0	2	0
Business Process Engineer	1	1	1	1	0	1	0
County Administrator	1	1	1	1	0	1	0
Office Coordinator	1	1	1	1	0	1	0
Public Information Officer	1	1	1	1	0	1	0
Secretary	1	1	1	1	0	1	0
Teen Court Coordinator	1	1	1	1	0	1	0
TOTAL	8	8	8	8	0	8	0

PERFORMANCE MEASURES

GOAL: Post agenda items for County Judge and Commissioners no later than the Friday prior to a Commissioners Court meeting.

PERFORMANCE MEASURES	STRATEGIC GOAL	FY 2019 ACTUAL	FY 2020 ACTUAL	FY 2021 ACTUAL	FY 2022 ACTUAL	FY 2023 TARGET
% of Agendas Posted on Time		100%	100%	100%	100%	100%

Efficient and Open Government

BUDGET SUMMARY

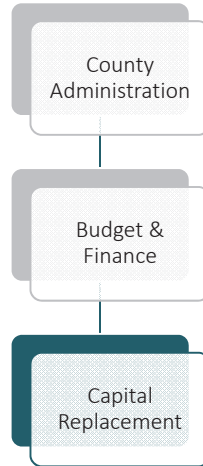
	FY 2019 ACTUAL	FY 2020 ACTUAL	FY 2021 ACTUAL	FY 2022 ADOPTED	FY 2022 YTD ACTUAL	FY 2023 REQUESTED	FY 2023 ADOPTED	FY 2022/23 CHANGE
SALARIES	\$ 1,188,321	\$ 1,167,274	\$ 1,121,274	\$ 1,186,583	\$ 1,167,815	\$ 1,177,073	\$ 1,263,905	7%
TRAINING	\$ 8,010	\$ 4,068	\$ 3,425	\$ 18,420	\$ 11,802	\$ 15,000	\$ 15,000	-19%
OPERATIONS	\$ 10,387	\$ 3,785	\$ 1,752	\$ 2,843	\$ 7,084	\$ 4,400	\$ 4,400	55%
TOTAL	\$ 1,206,717	\$ 1,175,128	\$ 1,126,451	\$ 1,207,846	\$ 1,186,701	\$ 1,196,473	\$ 1,283,305	↑ 6%

Capital Replacement

PURPOSE

Capital Replacement is used for the repair and replacement of county assets that are no longer working or in need of repair.

REPORTING STRUCTURE



BUDGET SUMMARY

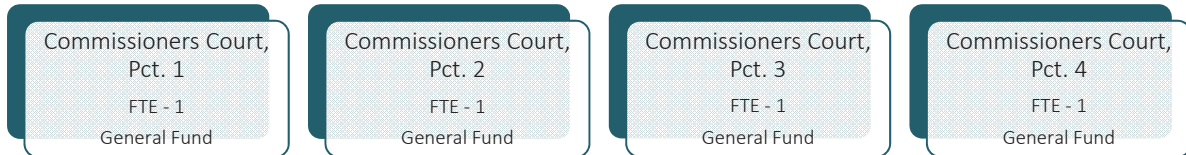
	FY 2019 ACTUAL	FY 2020 ACTUAL	FY 2021 ACTUAL	FY 2022 ADOPTED	FY 2022 YTD ACTUAL	FY 2023 REQUESTED	FY 2023 ADOPTED	FY 2022/23 CHANGE
OPERATIONS	\$ 614,924	\$ 709,121	\$ 246,727	\$ 550,000	\$ 234,780	\$ 400,000	\$ 400,000	-27%
CAPITAL	\$ 86,063	\$ 48,526	\$ 64,643	\$ -	\$ 105,325	\$ -	\$ -	0%
TOTAL	\$ 700,987	\$ 757,647	\$ 311,370	\$ 550,000	\$ 340,104	\$ 400,000	\$ 400,000	↓ -27%

Commissioners Court

PURPOSE

To carry out the local laws, policies, and services as determined by County, State, and Federal governments for the good of all and the betterment of the daily lives of all citizens in a fair and equitable manner.

REPORTING STRUCTURE




FTE POSITION SUMMARY


	FY 2020 ADOPTED	FY 2021 ADOPTED	FY 2022 ADOPTED	FY 2022 YTD ACTUAL	FY 2023 REQUESTED	FY 2023 ADOPTED	FY 2022/23 CHANGE
COMMISSIONERS COURT, PCT. 1							
Commissioner	1	1	1	1	0	1	0
COMMISSIONERS COURT, PCT. 2							
Commissioner	1	1	1	1	0	1	0
COMMISSIONERS COURT, PCT. 3							
Commissioner	1	1	1	1	0	1	0
COMMISSIONERS COURT, PCT. 4							
Commissioner	1	1	1	1	0	1	0
TOTAL	4	4	4	4	0	4	0

PERFORMANCE MEASURES

GOAL: Hold weekly Commissioners Court meetings to discuss posted agenda items in accordance with statutory requirements.

PERFORMANCE MEASURES	STRATEGIC GOAL	FY 2019 ACTUAL	FY 2020 ACTUAL	FY 2021 ACTUAL	FY 2022 ACTUAL	FY 2023 TARGET
# of Commissioners Court Meetings	 Efficient and Open Government	43	44	42	43	43

GOAL: Maintain balanced budget without tax increase with sufficient reserves.

PERFORMANCE MEASURES	STRATEGIC GOAL	FY 2019 ACTUAL	FY 2020 ACTUAL	FY 2021 ACTUAL	FY 2022 ACTUAL	FY 2023 TARGET
Balanced Budget with No Rate Tax Increase	 Maintain Financial Health	Yes	Yes	Yes	Yes	Yes

Commissioners Court

BUDGET SUMMARY

COMMISSIONERS COURT, PCT. 1

	FY 2019 ACTUAL	FY 2020 ACTUAL	FY 2021 ACTUAL	FY 2022 ADOPTED	FY 2022 YTD ACTUAL	FY 2023 REQUESTED	FY 2023 ADOPTED	FY 2022/23 CHANGE
SALARIES	\$ 160,654	\$ 165,871	\$ 169,903	\$ 176,559	\$ 175,980	\$ 176,561	\$ 182,756	4%
TRAINING	\$ 7,303	\$ 774	\$ 2,502	\$ 12,400	\$ 2,500	\$ 12,400	\$ 11,160	-10%
OPERATIONS	\$ 122	\$ 194	\$ 84	\$ 1,550	\$ 125	\$ 1,550	\$ 1,100	-29%
TOTAL	\$ 168,079	\$ 166,839	\$ 172,489	\$ 190,509	\$ 178,604	\$ 190,511	\$ 195,016	↑ 2%

BUDGET RECONCILIATION

FY 2023 BASE BUDGET ADJUSTMENTS	ONE-TIME	RECURRING	TOTAL
Training budget reduced by Commissioners during Budget Workshop and Public Hearings		\$ (1,240)	\$ (1,240)
Operations budget reduced by Commissioners during Budget Workshop and Public Hearings		\$ (450)	\$ (450)
TOTAL			\$ (1,690)

COMMISSIONERS COURT, PCT. 2

	FY 2019 ACTUAL	FY 2020 ACTUAL	FY 2021 ACTUAL	FY 2022 ADOPTED	FY 2022 YTD ACTUAL	FY 2023 REQUESTED	FY 2023 ADOPTED	FY 2022/23 CHANGE
SALARIES	\$ 161,125	\$ 166,561	\$ 170,550	\$ 176,559	\$ 176,581	\$ 176,561	\$ 182,756	4%
TRAINING	\$ 4,648	\$ 1,147	\$ 360	\$ 11,000	\$ 1,280	\$ 11,000	\$ 9,900	-10%
OPERATIONS	\$ -	\$ -	\$ -	\$ 2,950	\$ 27	\$ 2,950	\$ 1,100	-63%
TOTAL	\$ 165,773	\$ 167,707	\$ 170,911	\$ 190,509	\$ 177,888	\$ 190,511	\$ 193,756	↑ 2%

BUDGET RECONCILIATION

FY 2023 BASE BUDGET ADJUSTMENTS	ONE-TIME	RECURRING	TOTAL
Training budget reduced by Commissioners during Budget Workshop and Public Hearings		\$ (1,100)	\$ (1,100)
Operations budget reduced by Commissioners during Budget Workshop and Public Hearings		\$ (1,850)	\$ (1,850)
TOTAL			\$ (2,950)

COMMISSIONERS COURT, PCT. 3

	FY 2019 ACTUAL	FY 2020 ACTUAL	FY 2021 ACTUAL	FY 2022 ADOPTED	FY 2022 YTD ACTUAL	FY 2023 REQUESTED	FY 2023 ADOPTED	FY 2022/23 CHANGE
SALARIES	\$ 160,748	\$ 166,042	\$ 170,090	\$ 176,559	\$ 176,147	\$ 176,561	\$ 182,756	4%
TRAINING	\$ 5,148	\$ 353	\$ 4,362	\$ 11,000	\$ 3,293	\$ 11,000	\$ 9,900	-10%
OPERATIONS	\$ 166	\$ 202	\$ 231	\$ 2,950	\$ 337	\$ 2,950	\$ 1,100	-63%
TOTAL	\$ 166,062	\$ 166,597	\$ 174,684	\$ 190,509	\$ 179,777	\$ 190,511	\$ 193,756	↑ 2%

BUDGET RECONCILIATION

FY 2023 BASE BUDGET ADJUSTMENTS	ONE-TIME	RECURRING	TOTAL
Training budget reduced by Commissioners during Budget Workshop and Public Hearings		\$ (1,100)	\$ (1,100)
Operations budget reduced by Commissioners during Budget Workshop and Public Hearings		\$ (1,850)	\$ (1,850)
TOTAL			\$ (2,950)

Commissioners Court

BUDGET SUMMARY CONTINUED

COMMISSIONERS COURT, PCT. 4

	FY 2019 ACTUAL	FY 2020 ACTUAL	FY 2021 ACTUAL	FY 2022 ADOPTED	FY 2022 YTD ACTUAL	FY 2023 REQUESTED	FY 2023 ADOPTED	FY 2022/23 CHANGE
SALARIES	\$ 161,388	\$ 166,558	\$ 170,466	\$ 176,559	\$ 176,510	\$ 176,561	\$ 182,756	4%
TRAINING	\$ 6,376	\$ 1,223	\$ 1,345	\$ 11,000	\$ 5,324	\$ 11,000	\$ 9,900	-10%
OPERATIONS	\$ 708	\$ 684	\$ 684	\$ 2,950	\$ 1,492	\$ 2,950	\$ 1,500	-49%
TOTAL	\$ 168,472	\$ 168,466	\$ 172,495	\$ 190,509	\$ 183,326	\$ 190,511	\$ 194,156	↑ 2%

BUDGET RECONCILIATION

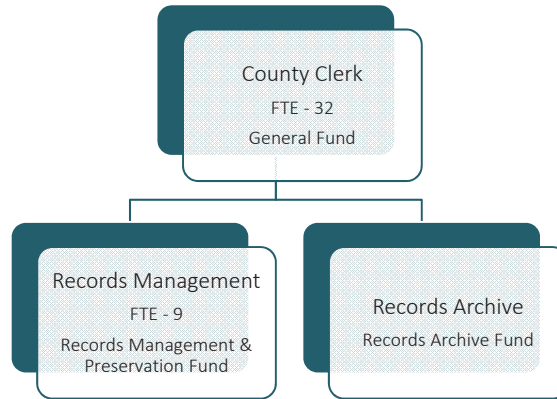
FY 2023 BASE BUDGET ADJUSTMENTS	ONE-TIME	RECURRING	TOTAL
Training budget reduced by Commissioners during Budget Workshop and Public Hearings		\$ (1,100)	\$ (1,100)
Operations budget reduced by Commissioners during Budget Workshop and Public Hearings		\$ (1,450)	\$ (1,450)
TOTAL			\$ (2,550)

County Clerk

PURPOSE

The County Clerk is the Local Registrar for recording all birth and death certificates, official bond records, military discharge records and other miscellaneous records. The County Clerk is responsible for legal instruments which include real and personal property, bonds, plats, marks and brands, assumed names, marriage licenses, deputation records, issuance of bail bond checks, beer and wine hearings, safekeeping of wills, and Commissioners' Court Minutes. The County Clerk is the custodian of the court registry funds deposited at the direction of the civil and statutory probate courts.

REPORTING STRUCTURE




FTE POSITION SUMMARY

	FY 2020 ADOPTED	FY 2021 ADOPTED	FY 2022 ADOPTED	FY 2022 YTD ACTUAL	FY 2023 REQUESTED	FY 2023 ADOPTED	FY 2022/23 CHANGE
COUNTY CLERK - ADMIN							
Administrative Secretary	2	2	2	2	0	2	0
Chief Deputy Clerk	1	1	1	1	0	1	0
County Clerk	1	1	1	1	0	1	0
Deputy County Clerk I	3	3	3	3	0	3	0
Deputy County Clerk II	18	18	20	20	0	20	0
Lead Clerk	3	3	3	3	0	3	0
Office Coordinator	1	1	1	1	0	1	0
Senior Administrator	1	1	1	1	0	1	0
COUNTY CLERK - RECORDS MANAGEMENT							
Deputy County Clerk I	2	2	1	1	0	1	0
Deputy County Clerk II	3	3	4	4	0	4	0
Functional Analyst	1	2	2	2	0	2	0
Preservation Assistant	0	0	2	2	0	2	0
TOTAL	36	37	41	41	0	41	0

PERFORMANCE MEASURES


GOAL: Meet or exceed the statutory requirements of completing all recording and indexing duties within 3 days.

PERFORMANCE MEASURES	STRATEGIC GOAL	FY 2019 ACTUAL	FY 2020 ACTUAL	FY 2021 ACTUAL	FY 2022 ACTUAL	FY 2023 TARGET
Land Documents Filed/Recorded	 Efficient and Open Government	157,906	213,798	269,879	209,398	236,771
Plats Filed/Recorded		543	522	468	557	566
% Recorded Within 3 Days		100%	100%	100%	100%	100%

County Clerk

PERFORMANCE MEASURES CONTINUED

GOAL: Meet or exceed the statutory requirements of filing birth and death certificates within 10 days.

PERFORMANCE MEASURES	STRATEGIC GOAL	FY 2019 ACTUAL	FY 2020 ACTUAL	FY 2021 ACTUAL	FY 2022 ACTUAL	FY 2023 TARGET
Birth Certificates Recorded		15,041	15,454	15,749	17,157	17,934
Death Certificates Recorded		5,042	5,830	6,934	6,646	7,320
% Recorded Within 10 Days		100%	100%	100%	100%	100%

BUDGET SUMMARY

COUNTY CLERK - ADMIN

	FY 2019 ACTUAL	FY 2020 ACTUAL	FY 2021 ACTUAL	FY 2022 ADOPTED	FY 2022 YTD ACTUAL	FY 2023 REQUESTED	FY 2023 ADOPTED	FY 2022/23 CHANGE
SALARIES	\$ 2,057,020	\$ 2,200,262	\$ 2,220,113	\$ 2,498,377	\$ 2,265,852	\$ 2,478,668	\$ 2,660,623	6%
TRAINING	\$ 11,009	\$ 13,240	\$ 6,411	\$ 40,200	\$ 6,090	\$ 40,200	\$ 38,800	-3%
OPERATIONS	\$ 25,018	\$ 43,833	\$ 30,640	\$ 48,107	\$ 49,865	\$ 48,107	\$ 47,607	-1%
CAPITAL	\$ -	\$ -	\$ -	\$ -	\$ 1,015,134	\$ -	\$ -	0%
TOTAL	\$ 2,093,047	\$ 2,257,334	\$ 2,257,165	\$ 2,586,684	\$ 3,336,942	\$ 2,566,975	\$ 2,747,030	↑ 6%

BUDGET RECONCILIATION

FY 2023 BASE BUDGET ADJUSTMENTS	ONE-TIME	RECURRING	TOTAL
Training budget reduced by Commissioners during Budget Workshop and Public Hearings		\$ (1,400)	\$ (1,400)
Operations budget reduced by Commissioners during Budget Workshop and Public Hearings		\$ (500)	\$ (500)
TOTAL		\$ (1,900)	\$ (1,900)

COUNTY CLERK - RECORDS MANAGEMENT

	FY 2019 ACTUAL	FY 2020 ACTUAL	FY 2021 ACTUAL	FY 2022 ADOPTED	FY 2022 YTD ACTUAL	FY 2023 REQUESTED	FY 2023 ADOPTED	FY 2022/23 CHANGE
SALARIES	\$ 352,254	\$ 398,112	\$ 475,857	\$ 590,626	\$ 595,116	\$ 627,791	\$ 677,806	15%
TRAINING	\$ 1,346	\$ -	\$ 5,730	\$ 27,810	\$ -	\$ 27,810	\$ 27,810	0%
OPERATIONS	\$ 213,196	\$ 240,871	\$ 383,342	\$ 1,365,308	\$ 308,950	\$ 1,402,210	\$ 1,402,210	3%
CAPITAL	\$ -	\$ -	\$ -	\$ -	\$ -	\$ -	\$ -	0%
TOTAL	\$ 566,796	\$ 638,983	\$ 864,929	\$ 1,983,744	\$ 904,067	\$ 2,057,811	\$ 2,107,826	↑ 6%

BUDGET RECONCILIATION

FY 2023 BASE BUDGET ADJUSTMENTS	ONE-TIME	RECURRING	TOTAL
TechData Remote Deposit	\$ -	\$ 12	\$ 12
ScanPro Microfilm Readers	\$ -	\$ 90	\$ 90
Records Preservation Management Software	\$ -	\$ 36,800	\$ 36,800
TOTAL		\$ 36,902	\$ 36,902

County Clerk

BUDGET SUMMARY CONTINUED

COUNTY CLERK - RECORDS ARCHIVE

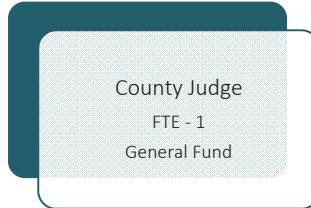
	FY 2019 ACTUAL	FY 2020 ACTUAL	FY 2021 ACTUAL	FY 2022 ADOPTED	FY 2022 YTD ACTUAL	FY 2023 REQUESTED	FY 2023 ADOPTED	FY 2022/23 CHANGE
OPERATIONS	\$ 97,104	\$ 384,110	\$ 1,782,572	\$ 500,000	\$ 165,092	\$ 500,000	\$ 500,000	0%
TOTAL	\$ 97,104	\$ 384,110	\$ 1,782,572	\$ 500,000	\$ 165,092	\$ 500,000	\$ 500,000	0%

County Judge

PURPOSE

To carry out the local laws, policies, and services as determined by County, State, and Federal governments for the good of all and the betterment of the daily lives of all citizens in a fair and equitable manner.

REPORTING STRUCTURE




FTE POSITION SUMMARY


	FY 2020 ADOPTED	FY 2021 ADOPTED	FY 2022 ADOPTED	FY 2022 YTD ACTUAL	FY 2023 REQUESTED	FY 2023 ADOPTED	FY 2022/23 CHANGE
COUNTY JUDGE							
County Judge	1	1	1	1	0	1	0
TOTAL	1	1	1	1	0	1	0

PERFORMANCE MEASURES

GOAL: Hold weekly Commissioners Court meetings to discuss posted agenda items in accordance with statutory requirements.

PERFORMANCE MEASURES	STRATEGIC GOAL	FY 2019 ACTUAL	FY 2020 ACTUAL	FY 2021 ACTUAL	FY 2022 ACTUAL	FY 2023 TARGET
# of Commissioners Court Meetings	 Efficient and Open Government	43	44	42	43	28

GOAL: Maintain balanced budget without tax increase with sufficient reserves.

PERFORMANCE MEASURES	STRATEGIC GOAL	FY 2019 ACTUAL	FY 2020 ACTUAL	FY 2021 ACTUAL	FY 2022 ACTUAL	FY 2023 TARGET
Balanced Budget with No Rate Tax Increase	 Maintain Financial Health	Yes	Yes	Yes	Yes	Yes

BUDGET SUMMARY

	FY 2019 ACTUAL	FY 2020 ACTUAL	FY 2021 ACTUAL	FY 2022 ADOPTED	FY 2022 YTD ACTUAL	FY 2023 REQUESTED	FY 2023 ADOPTED	FY 2022/23 CHANGE
SALARIES	\$ 192,228	\$ 199,206	\$ 203,124	\$ 212,572	\$ 211,017	\$ 212,575	\$ 219,876	3%
TRAINING	\$ 8,025	\$ 523	\$ 4,997	\$ 11,000	\$ 9,742	\$ 11,000	\$ 10,000	-9%
OPERATIONS	\$ 2,947	\$ 3,526	\$ 3,000	\$ 6,300	\$ 2,421	\$ 6,300	\$ 6,300	0%
TOTAL	\$ 203,201	\$ 203,255	\$ 211,121	\$ 229,872	\$ 223,179	\$ 229,875	\$ 236,176	↑ 3%

BUDGET RECONCILIATION

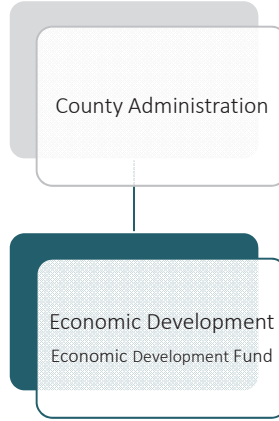
FY 2023 BASE BUDGET ADJUSTMENTS	ONE-TIME	RECURRING	TOTAL
Training budget reduced by Commissioners during Budget Workshop and Public Hearings		\$ (1,000)	\$ (1,000)
TOTAL			\$ (1,000)

Economic Development

PURPOSE

To account for unclaimed electric coop capital credits provided from the State restricted for economic development or to fund a child's advocacy center and libraries.

REPORTING STRUCTURE



BUDGET SUMMARY

	FY 2019 ACTUAL	FY 2020 ACTUAL	FY 2021 ACTUAL	FY 2022 ADOPTED	FY 2022 YTD ACTUAL	FY 2023 REQUESTED	FY 2023 ADOPTED	FY 2022/23 CHANGE
OPERATIONS	\$ 95,887	\$ 140,850	\$ 140,850	\$ 130,850	\$ 130,850	\$ 143,750	\$ 130,850	0%
TOTAL	\$ 95,887	\$ 140,850	\$ 140,850	\$ 130,850	\$ 130,850	\$ 143,750	\$ 130,850	0%

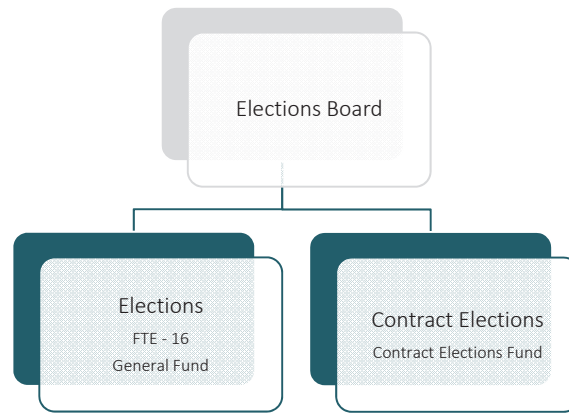
FY 2019 funding for Libraries was split between General Fund and Economic Development.

Elections

PURPOSE

The Collin County Elections Department is responsible for conducting federal, state, county elections and provides election services contracts to political subdivisions for the conduct of local elections. The department is responsible for facilitating voter registration and for maintaining an accurate and up-to-date database of the registered voters in the county. Additionally, the department is responsible for maintaining campaign finance files, redistricting of voting precincts and maintenance/programming/testing of election equipment.

REPORTING STRUCTURE




FTE POSITION SUMMARY

	FY 2020 ADOPTED	FY 2021 ADOPTED	FY 2022 ADOPTED	FY 2022 YTD ACTUAL	FY 2023 REQUESTED	FY 2023 ADOPTED	FY 2022/23 CHANGE
ELECTIONS							
Asset Management Technician	2	2	2	2	0	2	0
Deputy Elections	1	1	1	1	0	1	0
Early Voting Coordinator	1	1	1	1	0	1	0
Election Supply & Ops Coord.	1	1	1	1	0	1	0
Elections Administrator	1	1	1	1	0	1	0
Office Administrator	1	1	1	1	0	1	0
Polling Place Coordinator	0	0	1	1	0	1	0
Voter Registration Analyst	1	1	1	1	0	1	0
Voter Registration Coordinator	1	1	1	1	0	1	0
Voter Reg./Elections Clerk	5	5	5	5	0	5	0
Voter Reg./Elections Clerk II	1	1	0	0	0	0	0
Voter Registration Lead Clerk	0	0	1	1	0	1	0
TOTAL	15	15	16	16	0	16	0

PERFORMANCE MEASURES


GOAL: To conduct the preparation, maintenance and testing of each voting machine and tabulation equipment is required by statute.

PERFORMANCE MEASURES	STRATEGIC GOAL	FY 2019 ACTUAL	FY 2020 ACTUAL	FY 2021 ACTUAL	FY 2022 ACTUAL	FY 2023 TARGET
Voting Machines Used on Election Day	 Efficient and Open Government	913	1,921	1,360	1,468	1,904
Electronic Poll Books Used on Election Day		305	571	673	891	1,299

Elections

PERFORMANCE MEASURES CONTINUED

GOAL: Create and implement online Volunteer Deputy Registrar (VDR) training classes.

PERFORMANCE MEASURES	STRATEGIC GOAL	FY 2019 ACTUAL	FY 2020 ACTUAL	FY 2021 ACTUAL	FY 2022 ACTUAL	FY 2023 TARGET
Number of Voter Registration Applications Returned by Volunteer Deputy Registrars		3,605	15,346	3,202	2,142	3,666
Number of New Volunteer Deputy Registrars		1,507	1,004	32	1,470	1,890

Efficient and Open Government

BUDGET SUMMARY

ELECTIONS

	FY 2019 ACTUAL	FY 2020 ACTUAL	FY 2021 ACTUAL	FY 2022 ADOPTED	FY 2022 YTD ACTUAL	FY 2023 REQUESTED	FY 2023 ADOPTED	FY 2022/23 CHANGE
SALARIES	\$ 1,793,571	\$ 1,880,713	\$ 2,131,572	\$ 1,895,073	\$ 3,002,477	\$ 1,889,808	\$ 1,995,459	5%
TRAINING	\$ 13,097	\$ 1,991	\$ 8,798	\$ 15,000	\$ 11,144	\$ 15,000	\$ 15,000	0%
OPERATIONS	\$ 330,496	\$ 456,026	\$ 490,945	\$ 1,522,462	\$ 1,049,614	\$ 522,462	\$ 522,462	-66%
TOTAL	\$ 2,137,164	\$ 2,338,730	\$ 2,631,315	\$ 3,432,535	\$ 4,063,235	\$ 2,427,270	\$ 2,532,921	↓ -26%

BUDGET RECONCILIATION

FY 2023 BASE BUDGET ADJUSTMENTS	ONE-TIME	RECURRING	TOTAL
Elections Administrator one-time payment with benefits	\$ 10,182	\$ -	\$ 10,182
Storage for video livestreaming	\$ -	\$ 12,160	\$ 12,160
TOTAL			\$ 22,342

CONTRACT ELECTIONS

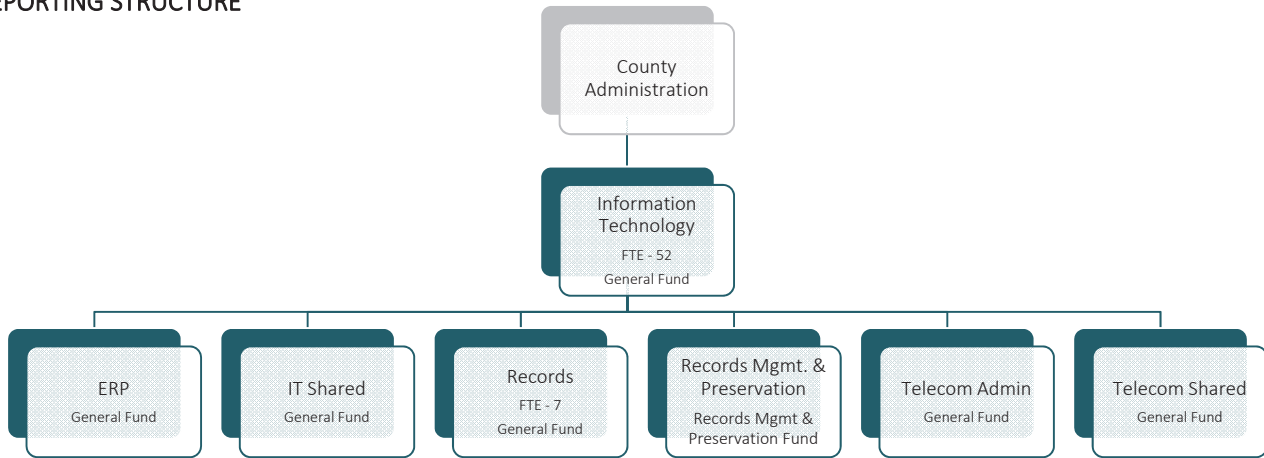
	FY 2019 ACTUAL	FY 2020 ACTUAL	FY 2021 ACTUAL	FY 2022 ADOPTED	FY 2022 YTD ACTUAL	FY 2023 REQUESTED	FY 2023 ADOPTED	FY 2022/23 CHANGE
SALARIES	\$ 200,000	\$ 643,219	\$ 400,000	\$ 400,000	\$ -	\$ 400,000	\$ 400,000	0%
TRAINING	\$ 18,151	\$ -	\$ -	\$ 25,000	\$ 2,132	\$ 25,000	\$ 25,000	0%
OPERATIONS	\$ 286,914	\$ 924,350	\$ 398,661	\$ 407,561	\$ 96,111	\$ 407,561	\$ 407,561	0%
CAPITAL	\$ 50,536	\$ 26,336	\$ -	\$ -	\$ 18,138	\$ -	\$ -	0%
60 - TRANSFERS	\$ -	\$ -	\$ 3,658	\$ -	\$ 9,494	\$ -	\$ -	0%
TOTAL	\$ 555,601	\$ 1,593,905	\$ 802,319	\$ 832,561	\$ 125,876	\$ 832,561	\$ 832,561	0%

Information Technology

PURPOSE

The Department of Information Technology delivers qualitative and innovative information technology solutions to citizens, to the business community and to Collin County staff for convenient access to appropriate information and services. The Records Management Department acts as the caretaker of information belonging to the citizens of Collin County. This stewardship involves preserving the information while making it available in a usable and cost effective manner, providing comprehensive records management support to County departments, and ensuring that legally mandated retention schedules and preservation standards for records are followed.

REPORTING STRUCTURE



FTE POSITION SUMMARY

	FY 2020 ADOPTED	FY 2021 ADOPTED	FY 2022 ADOPTED	FY 2022 YTD ACTUAL	FY 2023 REQUESTED	FY 2023 ADOPTED	FY 2022/23 CHANGE
IT - ADMIN							
Application Administrator	1	1	1	1	0	1	0
Audio/Visual Administrator	1	1	1	1	0	1	0
Audio/Visual Specialist	0	0	1	1	0	1	0
Business Analyst	1	1	1	1	0	1	0
Chief Information Officer	1	1	1	1	0	1	0
Database Administrator	1	2	2	2	0	2	0
Deputy Chief Information Officer	1	1	1	1	0	1	0
Functional Analyst	1	1	1	1	0	1	0
Help Desk Support Specialist	2	2	3	3	0	3	0
Infrastructure Supervisor	0	0	1	1	0	1	0
IT Assistant	1	1	1	1	0	1	0
IT Program Manager	0	0	0	0	2	1	↑ 1
IT Security Administrator	1	1	1	1	0	1	0
IT Security Analyst	2	2	2	2	0	2	0
IT Security Officer	1	1	1	1	0	1	0
IT Senior Manager	1	1	2	2	0	2	0
Master Architect	1	1	1	1	0	1	0
Network Engineer	0	0	1	1	0	1	0
Network Support Specialist	6	6	7	7	0	7	0
Network/Systems	3	3	4	4	0	4	0
Office Coordinator	1	1	1	1	0	1	0
Operation Supervisor	1	1	1	1	0	1	0
Project Manager	1	1	2	2	0	2	0
Senior Network Administrator	1	1	1	1	0	1	0


Information Technology

FTE POSITION SUMMARY, CONTINUED


	FY 2020 ADOPTED	FY 2021 ADOPTED	FY 2022 ADOPTED	FY 2022 YTD ACTUAL	FY 2023 REQUESTED	FY 2023 ADOPTED	FY 2022/23 CHANGE
IT - ADMIN CONTINUED							
Senior Project Manager	0	0	1	1	-1	0	↓ -1
Senior System Analyst/Prog	2	3	4	4	0	4	0
SQL Database Analyst	1	0	0	0	0	0	0
System Analyst/Programmer	5	4	6	6	0	6	0
System Programming Supervisc	1	1	1	1	0	1	0
Unified Communications Admir	0	0	1	1	0	1	0
Web Development	1	1	1	1	0	1	0
IT - ERP							
Senior Project Manager	1	1	0	0	0	0	0
Senior System Analyst/Prog	1	1	0	0	0	0	0
System Analyst/Programmer	2	2	0	0	0	0	0
RECORDS							
ERMS Specialist	2	2	2	2	0	2	0
Information	1	1	1	1	0	1	0
Records Management Officer	1	1	1	1	0	1	0
Tech I	3	3	2	2	0	2	0
Tech II	1	1	1	1	0	1	0
TELECOMMUNICATIONS ADMIN							
Help Desk Support Specialist	1	1	0	0	0	0	0
IT Senior Manager	1	1	0	0	0	0	0
Infrastructure Supervisor	1	1	0	0	0	0	0
Network Engineer	1	1	0	0	0	0	0
Network Support Specialist	1	1	0	0	0	0	0
Network/Systems	1	1	0	0	0	0	0
Project Manager	1	1	0	0	0	0	0
Unified Communication Admin	1	1	0	0	0	0	0
TOTAL	59	59	59	59	1	59	0

PERFORMANCE MEASURES

GOAL: Service Support Management - Resolve 50% of first level support calls on the first call. Second level support calls to be resolved in a timely manner.

PERFORMANCE MEASURES	STRATEGIC GOAL	FY 2019 ACTUAL	FY 2020 ACTUAL	FY 2021 ACTUAL	FY 2022 ACTUAL	FY 2023 TARGET
Number of Tickets Open	 Efficient and Open Government	9,215	8,302	5,525	8,674	8,500
Number of Tickets Closed		8,731	8,033	5,338	8,329	8,200
% Completed		95%	97%	97%	96%	96%


GOAL: Records - Scan and/or import 8,000,000 pages annually.

PERFORMANCE MEASURES	STRATEGIC GOAL	FY 2019 ACTUAL	FY 2020 ACTUAL	FY 2021 ACTUAL	FY 2022 ACTUAL	FY 2023 TARGET
Number of Boxes Destroyed	 Efficient and Open Government	4,519	2,220	819	314	2,000
Number of Pages Scanned and/or Imported		6,048,954	8,051,011	6,179,831	5,501,845	6,500,000

Information Technology

PERFORMANCE MEASURES CONTINUED

GOAL: Telecommunications - Maintain 70-80% virtualization of county wide servers.

PERFORMANCE MEASURES	STRATEGIC GOAL	FY 2019 ACTUAL	FY 2020 ACTUAL	FY 2021 ACTUAL	FY 2022 ACTUAL	FY 2023 TARGET
% of County Servers Virtualized	 Efficient and Open Government	94.6%	94.5%	94.8%	96.0%	96.0%

BUDGET SUMMARY

IT - ADMIN

	FY 2019 ACTUAL	FY 2020 ACTUAL	FY 2021 ACTUAL	FY 2022 ADOPTED	FY 2022 YTD ACTUAL	FY 2023 REQUESTED	FY 2023 ADOPTED	FY 2022/23 CHANGE
SALARIES	\$ 4,374,726	\$ 5,090,301	\$ 5,075,297	\$ 6,886,262	\$ 6,743,215	\$ 6,778,915	\$ 7,065,147	3%
TRAINING	\$ 165,371	\$ 50,368	\$ 30,903	\$ 285,575	\$ 93,015	\$ 288,275	\$ 236,450	-17%
OPERATIONS	\$ 25,054	\$ 89,897	\$ 90,251	\$ 151,555	\$ 110,909	\$ 155,443	\$ 151,555	0%
CAPITAL	\$ 16,548	\$ 203,638	\$ -	\$ -	\$ 284,611	\$ -	\$ -	0%
TOTAL	\$ 4,581,699	\$ 5,434,203	\$ 5,196,450	\$ 7,323,392	\$ 7,231,750	\$ 7,222,633	\$ 7,453,152 ↑	2%

Telecom Admin and ERP were consolidated into IT Admin in FY 2022.

BUDGET RECONCILIATION

FY 2022 BASE BUDGET ADJUSTMENTS	ONE-TIME	RECURRING	TOTAL
Training Budget Reduced by Commissioners during Budget Workshop and Public Hearings	\$ -	\$ (49,125)	\$ (49,125)
TOTAL			\$ (49,125)

FY 2023 PERSONNEL CHANGES	ONE-TIME	RECURRING	TOTAL
Position Change from Sr. Project Manager to Program Manager	\$ -	\$ -	\$ -
TOTAL			\$ -

IT - ERP

	FY 2019 ACTUAL	FY 2020 ACTUAL	FY 2021 ACTUAL	FY 2022 ADOPTED	FY 2022 YTD ACTUAL	FY 2023 REQUESTED	FY 2023 ADOPTED	FY 2022/23 CHANGE
SALARIES	\$ 568,399	\$ 548,816	\$ 544,893	\$ -	\$ 2,878	\$ -	\$ -	0%
TRAINING	\$ -	\$ -	\$ -	\$ -	\$ -	\$ -	\$ -	0%
OPERATIONS	\$ -	\$ -	\$ -	\$ -	\$ -	\$ -	\$ -	0%
CAPITAL	\$ 1,077	\$ -	\$ -	\$ -	\$ -	\$ -	\$ -	0%
TOTAL	\$ 569,476	\$ 548,816	\$ 544,893	\$ -	\$ 2,878	\$ -	\$ -	0%

Consolidated into IT Admin in FY 2022.

Information Technology

BUDGET SUMMARY CONTINUED

IT - RECORDS

	FY 2019 ACTUAL	FY 2020 ACTUAL	FY 2021 ACTUAL	FY 2022 ADOPTED	FY 2022 YTD ACTUAL	FY 2023 REQUESTED	FY 2023 ADOPTED	FY 2022/23 CHANGE
SALARIES	\$ 594,004	\$ 601,781	\$ 609,754	\$ 563,490	\$ 546,320	\$ 534,435	\$ 576,184	2%
TRAINING	\$ 9,313	\$ 9,271	\$ 2,269	\$ 14,201	\$ 3,157	\$ 14,201	\$ 12,831	-10%
OPERATIONS	\$ 43,818	\$ 31,673	\$ 39,085	\$ 46,035	\$ 32,480	\$ 146,035	\$ 146,035	217%
TOTAL	\$ 647,135	\$ 642,726	\$ 651,109	\$ 623,726	\$ 581,957	\$ 694,671	\$ 735,050	↑ 18%

BUDGET RECONCILIATION

FY 2023 BASE BUDGET ADJUSTMENTS	ONE-TIME	RECURRING	TOTAL
Increase to Records Preservation Line	\$ -	\$ 100,000	\$ 100,000
Training budget reduced by Commissioners during Budget Workshop and Public Hearings	\$ -	\$ (1,370)	\$ (1,370)
TOTAL			\$ 98,630

IT - RECORDS MANAGEMENT & PRESERVATION

	FY 2019 ACTUAL	FY 2020 ACTUAL	FY 2021 ACTUAL	FY 2022 ADOPTED	FY 2022 YTD ACTUAL	FY 2023 REQUESTED	FY 2023 ADOPTED	FY 2022/23 CHANGE
OPERATIONS	\$ 215,073	\$ 79,726	\$ -	\$ 250,000	\$ -	\$ -	\$ -	-100%
CAPITAL	\$ -	\$ -	\$ -	\$ -	\$ -	\$ -	\$ -	0%
TOTAL	\$ 215,073	\$ 79,726	\$ -	\$ 250,000	\$ -	\$ -	\$ -	↓ -100%

BUDGET RECONCILIATION

FY 2023 BASE BUDGET ADJUSTMENTS	ONE-TIME	RECURRING	TOTAL
Budget eliminated until need is identified at a later date	\$ -	\$ (250,000)	\$ (250,000)
TOTAL			\$ (250,000)

IT - SHARED

	FY 2019 ACTUAL	FY 2020 ACTUAL	FY 2021 ACTUAL	FY 2022 ADOPTED	FY 2022 YTD ACTUAL	FY 2023 REQUESTED	FY 2023 ADOPTED	FY 2022/23 CHANGE
TRAINING	\$ -	\$ -	\$ -	\$ 9,000	\$ -	\$ 9,000	\$ 9,000	0%
OPERATIONS	\$ 746,752	\$ 579,793	\$ 118,187	\$ 2,183,058	\$ 1,351,922	\$ 2,463,560	\$ 1,976,643	-9%
CAPITAL	\$ 1,342,724	\$ 1,526,707	\$ 146,052	\$ -	\$ 477,542	\$ 1,748,646	\$ -	0%
TOTAL	\$ 2,089,476	\$ 2,106,500	\$ 264,239	\$ 2,192,058	\$ 1,829,464	\$ 4,221,206	\$ 1,985,643	↓ -9%

Telecom Shared consolidated into IT Shared in FY 2022.

BUDGET RECONCILIATION

FY 2023 BASE BUDGET ADJUSTMENTS	ONE-TIME	RECURRING	TOTAL
Hardware Refresh	\$ 731,944	\$ -	\$ 731,944
Operations budget reduced by Commissioners during Budget Workshop and Public Hearings	\$ -	\$ (5,000)	\$ (5,000)
TOTAL			\$ 726,944

Information Technology

BUDGET SUMMARY CONTINUED

TELECOMMUNICATIONS - ADMIN

	FY 2019 ACTUAL	FY 2020 ACTUAL	FY 2021 ACTUAL	FY 2022 ADOPTED	FY 2022 YTD ACTUAL	FY 2023 REQUESTED	FY 2023 ADOPTED	FY 2022/23 CHANGE
SALARIES	\$ 851,419	\$ 925,684	\$ 927,308	\$ -	\$ 4,804	\$ -	\$ -	0%
TRAINING	\$ 11,366	\$ 1,146	\$ 1,977	\$ -	\$ -	\$ -	\$ -	0%
OPERATIONS	\$ 1,648	\$ 2,017	\$ 210	\$ -	\$ -	\$ -	\$ -	0%
CAPITAL	\$ -	\$ -	\$ -	\$ -	\$ -	\$ -	\$ -	0%
TOTAL	\$ 864,433	\$ 928,846	\$ 929,496	\$ -	\$ 4,804	\$ -	\$ -	0%

Consolidated into IT Admin in FY 2022.

TELECOMMUNICATIONS - SHARED

	FY 2019 ACTUAL	FY 2020 ACTUAL	FY 2021 ACTUAL	FY 2022 ADOPTED	FY 2022 YTD ACTUAL	FY 2023 REQUESTED	FY 2023 ADOPTED	FY 2022/23 CHANGE
OPERATIONS	\$ 679,673	\$ 603,440	\$ 1,013,769	\$ -	\$ 9,789	\$ -	\$ -	0%
CAPITAL	\$ 465,004	\$ 1,659,958	\$ 1,036,305	\$ -	\$ 2,191,317	\$ -	\$ -	0%
TOTAL	\$ 1,144,676	\$ 2,263,398	\$ 2,050,074	\$ -	\$ 2,201,107	\$ -	\$ -	0%

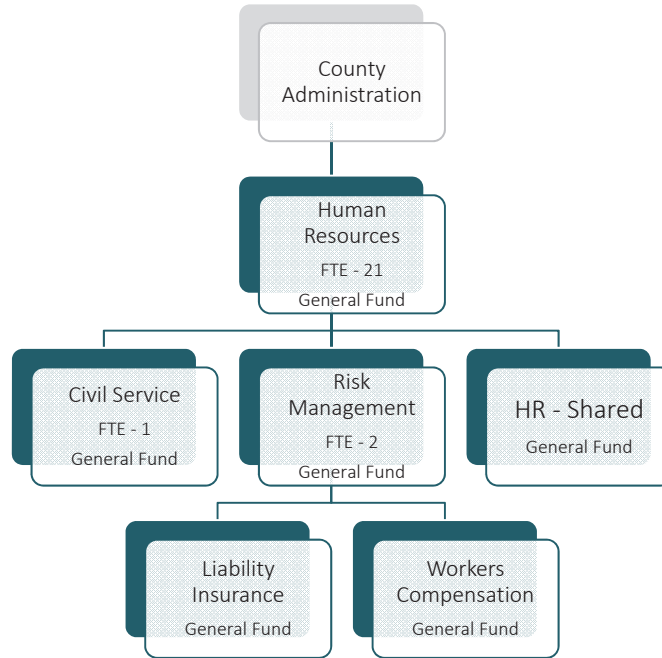
Consolidated into IT Shared in FY 2022.

Human Resources

PURPOSE

To create and deliver exemplary and innovative Human Resource and Risk Management services, processes, and solutions that contribute to the overall objectives of Collin County.

REPORTING STRUCTURE




FTE POSITION SUMMARY

	FY 2020 ADOPTED	FY 2021 ADOPTED	FY 2022 ADOPTED	FY 2022 YTD ACTUAL	FY 2023 REQUESTED	FY 2023 ADOPTED	FY 2022/23 CHANGE
HR - ADMIN							
Assistant Director of HR	1	1	1	1	0	1	0
Benefits Representative	3	3	3	3	0	3	0
Director of Human Resources	1	1	1	1	0	1	0
Functional Analyst	2	2	2	2	0	2	0
Human Resources Manager	1	1	1	1	1	1	0
HRIS/Systems Manager	2	2	2	2	0	2	0
Human Resources Assistant	2	2	2	2	0	2	0
Human Resources Generalist	4	4	4	4	0	4	0
Payroll Coordinator	2	2	2	2	0	2	0
Senior Benefits Representative	1	1	1	1	-1	1	0
Talent Acquisition Coordinator	0	0	0	1	0	2	↑ 1
Trainer	0	0	0	0	1	0	0
HR - CIVIL SERVICE							
Human Resources Generalist	1	1	1	1	1	1	0
HR - RISK MANAGEMENT							
Human Resources Generalist	1	1	1	1	1	1	0
Risk Manager	1	1	1	1	1	1	0
TOTAL	22	22	22	23	4	24	↑ 1


Human Resources

PERFORMANCE MEASURES


GOAL: To provide assistance, advice, and resources to departments in an effort to reduce employee turnover.

PERFORMANCE MEASURES	STRATEGIC GOAL	FY 2019 ACTUAL	FY 2020 ACTUAL	FY 2021 ACTUAL	FY 2022 ACTUAL	FY 2023 TARGET
Annual Turnover	 Efficient and Open Government	13%	12%	17%	18%	20%
Average Years of Service		9	9	9	9	9
% of Voluntary Terminations		82%	84%	85%	97%	100%
Change in Turnover		-8%	-8%	42%	4%	13%

GOAL: To provide a qualified applicant pool.

PERFORMANCE MEASURES	STRATEGIC GOAL	FY 2019 ACTUAL	FY 2020 ACTUAL	FY 2021 ACTUAL	FY 2022 ACTUAL	FY 2023 TARGET
# of New Hires	 Efficient and Open Government	262	311	240	332	370
Change in New Hires		21%	19%	-23%	38%	11%

GOAL: To provide a variety of training programs for management and employees to reduce worker's compensation claims.

PERFORMANCE MEASURES	STRATEGIC GOAL	FY 2019 ACTUAL	FY 2020 ACTUAL	FY 2021 ACTUAL	FY 2022 ACTUAL	FY 2023 TARGET
# of Worker's Compensation Claims	 Maintain Financial Health	112	142	104	173	211
# of Safety Classes Offered		2	2	3	1	1
# of Other Claims		79	109	66	88	97
Change in Worker's Comp Claims		-7%	27%	-27%	66%	22%

BUDGET SUMMARY

HR - ADMIN

	FY 2019 ACTUAL	FY 2020 ACTUAL	FY 2021 ACTUAL	FY 2022 ADOPTED	FY 2022 YTD ACTUAL	FY 2023 REQUESTED	FY 2023 ADOPTED	FY 2022/23 CHANGE
SALARIES	\$ 1,921,893	\$ 1,940,499	\$ 1,942,020	\$ 2,097,521	\$ 2,074,795	\$ 2,353,009	\$ 2,430,400	16%
TRAINING	\$ 23,153	\$ 2,608	\$ 1,736	\$ 32,600	\$ 13,641	\$ 41,100	\$ 32,600	0%
OPERATIONS	\$ 11,137	\$ 14,850	\$ 9,373	\$ 16,912	\$ 16,997	\$ 25,977	\$ 18,324	8%
CAPITAL	\$ -	\$ 12,157	\$ -	\$ -	\$ -	\$ -	\$ -	0%
TOTAL	\$ 1,956,182	\$ 1,970,114	\$ 1,953,130	\$ 2,147,033	\$ 2,105,434	\$ 2,420,086	\$ 2,481,324	↑ 16%

BUDGET RECONCILIATION

FY 2023 PERSONNEL CHANGES	ONE-TIME	RECURRING	TOTAL
Transfer of (1) Talent Acquisition Coordinator from Sheriff's Office - Admin budget	-	\$ 94,405	\$ 94,405
TOTAL			\$ 94,405

Human Resources

BUDGET SUMMARY CONTINUED

FY 2023 BASE BUDGET ADJUSTMENTS	ONE-TIME	RECURRING	TOTAL
Video Editor Subscription	\$ -	\$ 1,412	\$ 1,412
TOTAL			\$ 1,412

HR - CIVIL SERVICE

	FY 2019 ACTUAL	FY 2020 ACTUAL	FY 2021 ACTUAL	FY 2022 ADOPTED	FY 2022 YTD ACTUAL	FY 2023 REQUESTED	FY 2023 ADOPTED	FY 2022/23 CHANGE
SALARIES	\$ 80,775	\$ 77,511	\$ 69,690	\$ 84,010	\$ 84,203	\$ 84,498	\$ 86,858	3%
TRAINING	\$ 150	\$ 100	\$ -	\$ 1,500	\$ -	\$ 1,500	\$ 1,500	0%
OPERATIONS	\$ 609	\$ 3,485	\$ 97	\$ 10,500	\$ 1,656	\$ 10,500	\$ 10,500	0%
TOTAL	\$ 81,534	\$ 81,096	\$ 69,788	\$ 96,010	\$ 85,859	\$ 96,498	\$ 98,858 ↑	3%

HR - RISK MANAGEMENT

	FY 2019 ACTUAL	FY 2020 ACTUAL	FY 2021 ACTUAL	FY 2022 ADOPTED	FY 2022 YTD ACTUAL	FY 2023 REQUESTED	FY 2023 ADOPTED	FY 2022/23 CHANGE
SALARIES	\$ 196,362	\$ 207,274	\$ 162,177	\$ 182,800	\$ 183,990	\$ 185,786	\$ 200,016	9%
TRAINING	\$ 50	\$ 2,353	\$ 734	\$ 4,908	\$ 3,667	\$ 5,400	\$ 4,880	-1%
OPERATIONS	\$ 13,332	\$ 1,518	\$ 1,767	\$ 37,082	\$ 2,542	\$ 36,590	\$ 36,590	-1%
TOTAL	\$ 209,744	\$ 211,145	\$ 164,678	\$ 224,790	\$ 190,199	\$ 227,776	\$ 241,486 ↑	7%

BUDGET RECONCILIATION

FY 2023 BASE BUDGET ADJUSTMENTS	ONE-TIME	RECURRING	TOTAL
Training budget reduced by Commissioners during Budget Workshop and Public Hearings		\$ (520)	\$ (520)
TOTAL			\$ (520)

HR - RISK MANAGEMENT LIABILITY INSURANCE

	FY 2019 ACTUAL	FY 2020 ACTUAL	FY 2021 ACTUAL	FY 2022 ADOPTED	FY 2022 YTD ACTUAL	FY 2023 REQUESTED	FY 2023 ADOPTED	FY 2022/23 CHANGE
OPERATIONS	\$ 1,565,000	\$ 1,565,000	\$ 1,565,000	\$ 1,695,000	\$ 1,695,000	\$ 1,695,000	\$ 1,695,000	0%
TOTAL	\$ 1,565,000	\$ 1,565,000	\$ 1,565,000	\$ 1,695,000	\$ 1,695,000	\$ 1,695,000	\$ 1,695,000	0%

HR - RISK MANAGEMENT WORKERS COMP

	FY 2019 ACTUAL	FY 2020 ACTUAL	FY 2021 ACTUAL	FY 2022 ADOPTED	FY 2022 YTD ACTUAL	FY 2023 REQUESTED	FY 2023 ADOPTED	FY 2022/23 CHANGE
OPERATIONS	\$ 885,000	\$ 885,000	\$ 885,000	\$ 885,000	\$ 885,000	\$ 885,000	\$ 885,000	0%
TOTAL	\$ 885,000	\$ 885,000	\$ 885,000	\$ 885,000	\$ 885,000	\$ 885,000	\$ 885,000	0%

Human Resources

BUDGET SUMMARY CONTINUED

HR - SHARED

	FY 2019 ACTUAL	FY 2020 ACTUAL	FY 2021 ACTUAL	FY 2022 ADOPTED	FY 2022 YTD ACTUAL	FY 2023 REQUESTED	FY 2023 ADOPTED	FY 2022/23 CHANGE
TRAINING	\$ 6,000	\$ 6,000	\$ 6,000	\$ 8,500	\$ 6,000	\$ 8,500	\$ 8,500	0%
OPERATIONS	\$ 59,389	\$ 57,535	\$ 59,310	\$ 74,500	\$ 82,266	\$ 99,500	\$ 99,500	34%
TOTAL	\$ 65,389	\$ 63,535	\$ 65,310	\$ 83,000	\$ 88,266	\$ 108,000	\$ 108,000	↑ 30%

BUDGET RECONCILIATION

FY 2023 BASE BUDGET ADJUSTMENTS	ONE-TIME	RECURRING	TOTAL
Increase to Advertisement Line	\$ -	\$ 5,000	\$ 5,000
Increase to Psychological Evaluation Line	\$ -	\$ 10,000	\$ 10,000
Increase to Background Check Line	\$ -	\$ 5,000	\$ 5,000
Increase to Printed Materials Line	\$ -	\$ 5,000	\$ 5,000
TOTAL			\$ 25,000

Support Services

PURPOSE

To provide mail drop off and pick up service to all County facilities; to coordinate with the U.S. Post Office and other postal services for Countywide delivery and pick up to warehouse and provide supplies to all County departments as needed.

REPORTING STRUCTURE




FTE POSITION SUMMARY


	FY 2020 ADOPTED	FY 2021 ADOPTED	FY 2022 ADOPTED	FY 2022 YTD ACTUAL	FY 2023 REQUESTED	FY 2023 ADOPTED	FY 2022/23 CHANGE
SUPPORT SERVICES							
Mail/Supply Supervisor	1	1	1	1	0	1	0
Mail Technician	2.5	2.5	2.5	2.5	0	2.5	0
TOTAL	3.5	3.5	3.5	3.5	0	3.5	0

PERFORMANCE MEASURES

GOAL: To presort 75% of outgoing mail to get discounted rates from the post office, thus providing a savings to the County.

PERFORMANCE MEASURES	STRATEGIC GOAL	FY 2019 ACTUAL	FY 2020 ACTUAL	FY 2021 ACTUAL	FY 2022 ACTUAL	FY 2023 TARGET
Number of Total County Mail Pieces Processed	 Maintain Financial Health	999,382	863,972	850,509	749,914	750,000
Number of Outgoing Mail Pieces Pre-Sorted		982,661	798,523	774,443	671,690	700,000
Presorted Mail Savings to Collin County		\$ 40,522	\$ 38,877	\$ 40,106	\$ 42,541	\$ 40,000
% Outgoing Mail Pre-Sorted		98%	92%	91%	90%	93%

GOAL: Central Supply - Deliver central supply orders within 1 day of request 90% of the time.

PERFORMANCE MEASURES	STRATEGIC GOAL	FY 2019 ACTUAL	FY 2020 ACTUAL	FY 2021 ACTUAL	FY 2022 ACTUAL	FY 2023 TARGET
90% of all Supply Orders Delivered within 1 Day	 Efficient and Open Government	Yes	Yes	Yes	Yes	Yes

Support Services

BUDGET SUMMARY

SUPPORT SERVICES

	FY 2019 ACTUAL	FY 2020 ACTUAL	FY 2021 ACTUAL	FY 2022 ADOPTED	FY 2022 YTD ACTUAL	FY 2023 REQUESTED	FY 2023 ADOPTED	FY 2022/23 CHANGE
SALARIES	\$ 220,296	\$ 233,493	\$ 235,180	\$ 243,827	\$ 238,353	\$ 241,507	\$ 237,168	-3%
OPERATIONS	\$ 910	\$ 880	\$ 629	\$ 1,450	\$ 396	\$ 1,450	\$ 1,450	0%
CAPITAL	\$ -	\$ -	\$ 34,519	\$ -	\$ -	\$ -	\$ -	0%
TOTAL	\$ 221,206	\$ 234,373	\$ 270,328	\$ 245,277	\$ 238,750	\$ 242,957	\$ 238,618	↓ -3%

SUPPORT SERVICES - SHARED

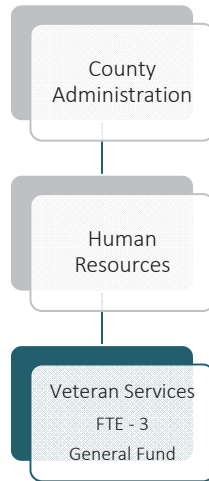
	FY 2019 ACTUAL	FY 2020 ACTUAL	FY 2021 ACTUAL	FY 2022 ADOPTED	FY 2022 YTD ACTUAL	FY 2023 REQUESTED	FY 2023 ADOPTED	FY 2022/23 CHANGE
OPERATIONS	\$ 1,438,528	\$ 1,419,318	\$ 1,321,351	\$ 1,765,000	\$ 1,590,978	\$ 1,765,000	\$ 1,765,000	0%
TOTAL	\$ 1,438,528	\$ 1,419,318	\$ 1,321,351	\$ 1,765,000	\$ 1,590,978	\$ 1,765,000	\$ 1,765,000	0%

Veteran Services

PURPOSE

To serve the veteran by providing exceptional assistance, guidance and representation in the application process of VA and state benefits for which they are eligible, advocating for the veteran and their dependents.

REPORTING STRUCTURE




FTE POSITION SUMMARY


	FY 2020 ADOPTED	FY 2021 ADOPTED	FY 2022 ADOPTED	FY 2022 YTD ACTUAL	FY 2023 REQUESTED	FY 2023 ADOPTED	FY 2022/23 CHANGE
VETERAN SERVICES							
Asst. Veterans Service Officer	1	1	1	1	0	1	0
Veterans Service Officer	2	2	2	2	0	2	0
TOTAL	3	3	3	3	0	3	0

PERFORMANCE MEASURES

GOAL: To promptly process paperwork and submit claims within 2 business days, 70% of the time.

PERFORMANCE MEASURES	STRATEGIC GOAL	FY 2019 ACTUAL	FY 2020 ACTUAL	FY 2021 ACTUAL	FY 2022 ACTUAL	FY 2023 TARGET
Claims Filed	 Efficient and Open Government	978	844	756	864	836
% Completed Within 2 Business Days		100%	100%	100%	100%	100%

GOAL: Increase services to veterans year over year to ensure they receive the VA and state benefits for which they are eligible.

PERFORMANCE MEASURES	STRATEGIC GOAL	FY 2019 ACTUAL	FY 2020 ACTUAL	FY 2021 ACTUAL	FY 2022 ACTUAL	FY 2023 TARGET
Interviews Conducted	 Efficient and Open Government	2,425	1,871	1,687	1,771	1,607
Call Activity		7,756	6,957	6,008	5,926	5,426
Total Activity		10,181	8,828	7,695	7,697	7,027
Change in Total Activity		6%	-13%	-13%	0.03%	-8.7%

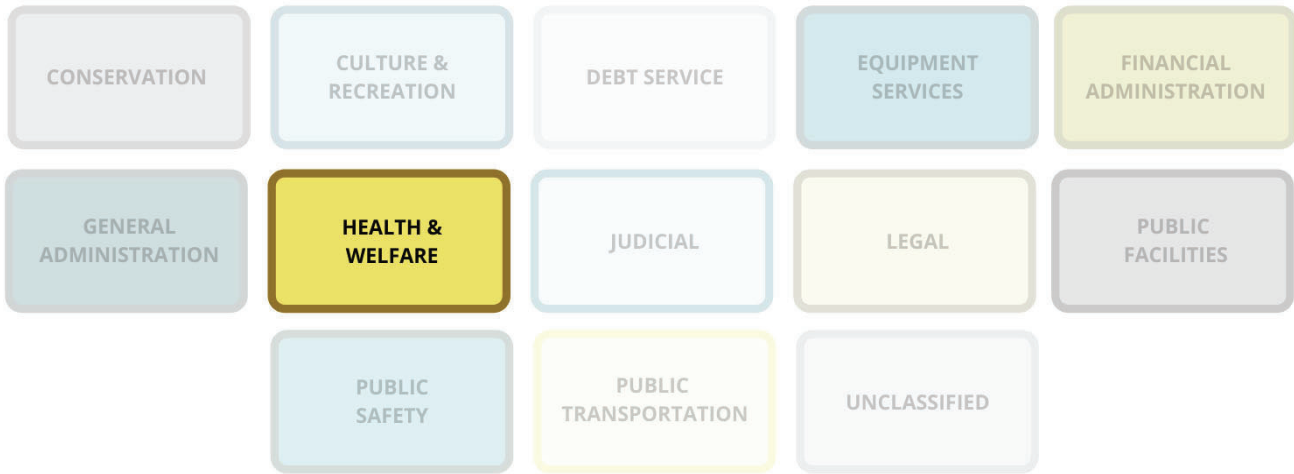
Veteran Services

BUDGET SUMMARY

	FY 2019 ACTUAL	FY 2020 ACTUAL	FY 2021 ACTUAL	FY 2022 ADOPTED	FY 2022 YTD ACTUAL	FY 2023 REQUESTED	FY 2023 ADOPTED	FY 2022/23 CHANGE
SALARIES	\$ 215,750	\$ 226,040	\$ 198,827	\$ 243,135	\$ 226,349	\$ 248,037	\$ 265,195	9%
TRAINING	\$ 3,455	\$ 2,489	\$ 128	\$ 13,500	\$ -	\$ 13,500	\$ 12,150	-10%
OPERATIONS	\$ 1,453	\$ 781	\$ 698	\$ 1,721	\$ 793	\$ 1,721	\$ 1,721	0%
TOTAL	\$ 220,658	\$ 229,310	\$ 199,653	\$ 258,356	\$ 227,142	\$ 263,258	\$ 279,066	↑ 8%

BUDGET RECONCILIATION

FY 2023 BASE BUDGET ADJUSTMENTS	ONE-TIME	RECURRING	TOTAL
Training budget reduced by Commissioners during Budget Workshop and Public Hearings		\$ (1,350)	\$ (1,350)
TOTAL		\$ (1,350)	\$ (1,350)



Department Descriptions & Core Services

Inmate Health

Provide for the delivery of medical, dental, and mental health care to individuals committed to the custody of any of the County Facilities.

MHMR

Provide increase awareness, services, and support services to address the complex needs of persons with behavioral health disorders involved in the legal system or at risk of involvement.

Court Appointed Representation

Provide attorney appointments and high quality legal representation to every indigent citizen.

Court Appointed Representation - Juvenile Court

Provide attorney appointments and high quality legal representation to every indigent juvenile.

Community Supervision and Corrections

Provide the highest quality service to the courts, community, victims of crime and adult offenders by offering accurate, reliable information, promoting public safety through effective community-based supervision and affording offenders a realistic opportunity to initiate positive life changes.

Child Protective Services Board

Provide an ongoing program for the protection, care and well-being of dependent, neglected and abused children of Collin County. Members work through and with the cooperation of the Texas Department of Human Services, Child Welfare Division, to encourage, engage, promote and participate in activities that will benefit all children of the county.

Indigent Healthcare

Through the effective, efficient use of resources, we engage, educate, and regulate to promote health, prevent disease, and provide for a safe environment.

Substance Abuse

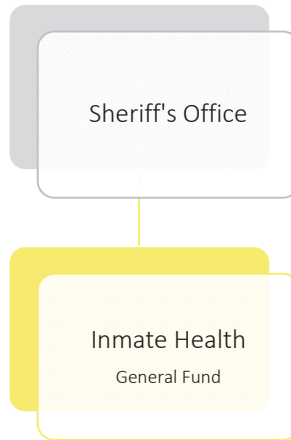
The Substance Abuse Program provides alcohol and drug prevention and intervention services to all county residents by identifying abuse or dependence, making recommendations for treatment or giving information to concerned citizens.

Inmate Health

PURPOSE

Provide for the delivery of medical, dental, and mental health care to individuals committed to the custody of any of the County Facilities.

REPORTING STRUCTURE



PERFORMANCE MEASURES

GOAL: Have all inmates seen within 24 hours from sick call placement 90% of the time and remaining requests within 48 hours.

PERFORMANCE MEASURES	STRATEGIC GOAL	FY 2019 ACTUAL	FY 2020 ACTUAL	FY 2021 ACTUAL	FY 2022 ACTUAL	FY 2023 TARGET
# of Medical Care Requests		19,327	13,330	14,650	13,777	15,000
# of Inmates Treated/Seen		18,327	12,871	14,412	12,971	15,000
# of Inmates Treated/Seen within 24 Hours	Health and Safety	16,364	12,176	12,189	11,406	13,500
% Treated/Seen within 24 Hours		89%	95%	85%	88%	90%
# of Inmates Treated/Seen within 48 Hours of Sick Call Placement	 Health and Safety	907	386	288	782	800
% Treated/Seen within 48 Hours		5%	3%	2%	6%	5%

BUDGET SUMMARY

	FY 2019 ACTUAL	FY 2020 ACTUAL	FY 2021 ACTUAL	FY 2022 ADOPTED	FY 2022 YTD ACTUAL	FY 2023 REQUESTED	FY 2023 ADOPTED	FY 2022/23 CHANGE
OPERATIONS	\$ 6,186,383	\$ 6,371,225	\$ 8,468,900	\$ 9,261,311	\$ 9,494,859	\$ 10,961,311	\$ 10,961,311	18%
TOTAL	\$ 6,186,383	\$ 6,371,225	\$ 8,468,900	\$ 9,261,311	\$ 9,494,859	\$ 10,961,311	\$ 10,961,311	↑ 18%

BUDGET RECONCILIATION

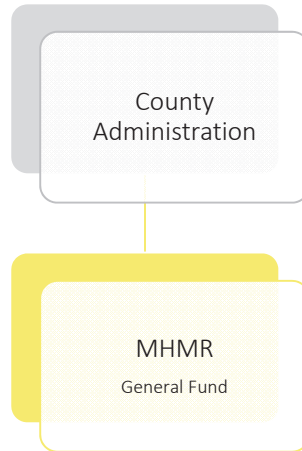
FY 2023 BASE BUDGET ADJUSTMENTS	ONE-TIME	RECURRING	TOTAL
Increase in Medical Costs	\$ -	\$ 1,700,000	\$ 1,700,000
TOTAL			\$ 1,700,000

MHMR

PURPOSE

Collaboratively work with the courts, criminal justice, other county departments, behavioral health providers and community organizations to develop services to support at risk individuals with behavioral health disorders. Our goals are to foster resiliency, reduce recidivism, support reintegration, recovery and family reunification.

REPORTING STRUCTURE



BUDGET SUMMARY

	FY 2019 ACTUAL	FY 2020 ACTUAL	FY 2021 ACTUAL	FY 2022 ADOPTED	FY 2022 YTD ACTUAL	FY 2023 REQUESTED	FY 2023 ADOPTED	FY 2022/23 CHANGE
OPERATIONS	\$ 2,470,934	\$ 2,488,303	\$ 2,463,303	\$ 2,955,781	\$ 2,927,781	\$ 3,055,781	\$ 3,055,781	3%
TOTAL	\$ 2,470,934	\$ 2,488,303	\$ 2,463,303	\$ 2,955,781	\$ 2,927,781	\$ 3,055,781	\$ 3,055,781	↑ 3%

BUDGET RECONCILIATION

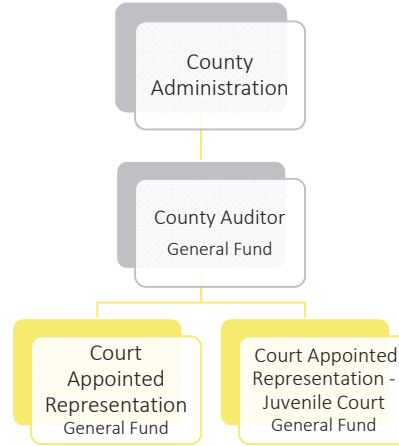
FY 2023 BASE BUDGET ADJUSTMENTS	ONE-TIME	RECURRING	TOTAL
Increase in Therapy Services	\$ -	\$ 100,000	\$ 100,000
TOTAL			\$ 100,000

Court Appointed Representation

PURPOSE

To provide attorney appointments and high quality legal representation to every indigent person and juvenile.

REPORTING STRUCTURE



BUDGET SUMMARY

COURT APPOINTED REPRESENTATION

	FY 2019 ACTUAL	FY 2020 ACTUAL	FY 2021 ACTUAL	FY 2022 ADOPTED	FY 2022 YTD ACTUAL	FY 2023 REQUESTED	FY 2023 ADOPTED	FY 2022/23 CHANGE
OPERATIONS	\$ 9,707,442	\$ 7,557,923	\$ 8,616,645	\$ 9,500,000	\$ 8,125,940	\$ 10,500,000	\$ 9,923,197	4%
TOTAL	\$ 9,707,442	\$ 7,557,923	\$ 8,616,645	\$ 9,500,000	\$ 8,125,940	\$ 10,500,000	\$ 9,923,197	↑ 4%

COURT APPOINTED REPRESENTATION - JUVENILE

	FY 2019 ACTUAL	FY 2020 ACTUAL	FY 2021 ACTUAL	FY 2022 ADOPTED	FY 2022 YTD ACTUAL	FY 2023 REQUESTED	FY 2023 ADOPTED	FY 2022/23 CHANGE
OPERATIONS	\$ 704,928	\$ 581,892	\$ 497,471	\$ 751,790	\$ 586,407	\$ 851,790	\$ 801,790	7%
TOTAL	\$ 704,928	\$ 581,892	\$ 497,471	\$ 751,790	\$ 586,407	\$ 851,790	\$ 801,790	↑ 7%

BUDGET RECONCILIATION

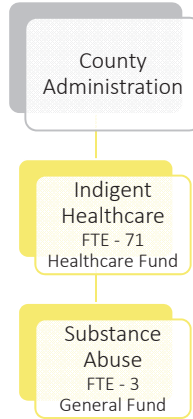
FY 2023 BASE BUDGET ADJUSTMENTS	ONE-TIME	RECURRING	TOTAL
Court Appointed Representation budget restoration	\$ -	\$ 423,197	\$ 423,197
Court Appointed Representation - Juvenile budget restoration	\$ -	\$ 50,000	\$ 50,000
TOTAL			\$ 473,197

Indigent Healthcare

PURPOSE

Our mission at Collin County Health Care Services is to protect and promote the health of the people of Collin County.

REPORTING STRUCTURE



FTE POSITION SUMMARY

	FY 2020 ADOPTED	FY 2021 ADOPTED	FY 2022 ADOPTED	FY 2022 YTD ACTUAL	FY 2023 REQUESTED	FY 2023 ADOPTED	FY 2022/23 CHANGE
INDIGENT HEALTHCARE							
Asset Management Tech-	0	0	0	1	0	1	0
Asset Management Tech	0	0	0	0	1	0	0
Community Health Specialist	1	1	1	1	1	1	0
Community Health Specialist - HD	0	0	0	1	0	1	0
Epidemiologist	3	3	1	1	6	1	0
Epidemiologist - COVID Grant	0	6	5	5	0	5	0
Epidemiologist - COVID Suppl	0	0	2	2	0	2	0
Epidemiologist - Grant	0	0	1	1	0	1	0
Epidemiologist - Grant Surge	0	0	1	1	0	1	0
Epidemiologist - DIS Grant	0	0	0	4	0	4	0
Epidemiologist - IDCU Grant	0	0	0	1	0	1	0
Financial Analyst	0	0	0	0	2	0	0
Financial Analyst - COVID	0	0	1	1	0	1	0
Financial Analyst - PHWG	0	0	0	1	0	1	0
Functional Analyst	0	1	1	1	2	1	0
Functional Analyst - TB	0	0	0	0	1	0	0
Functional Analyst - COVID Grant	0	0	1	1	0	1	0
Functional Analyst - PHWG	0	0	0	1	0	1	0
Functional Support Specialist	1	0	0	0	0	0	0
Health Care Administrative	1	1	1	1	0	1	0
Health Care Analyst	2	3	3	3	2	3	0
Health Care Analyst - COVID Grant	0	0	0	4	0	4	0
Health Care Analyst - PHWG	0	0	0	1	0	1	0
Health Care Coordinator	1	1	1	1	0	1	0
Healthcare Process Analyst	0	0	0	0	1	0	0
Immunization Service Aid	1	1	1	1	0	1	0
Indigent Care Coordinator	1	1	1	1	0	1	0
Intern	0	3	1	0	0	0	0
Intern - Zika	3	0	0	0	0	0	0
Medical Assistant	2	2	2	2	-1	2	0
Medical Assistant - COVID	0	0	2	1	0	1	0


Indigent Healthcare

FTE POSITION SUMMARY CONTINUED


	FY 2020 ADOPTED	FY 2021 ADOPTED	FY 2022 ADOPTED	FY 2022 YTD ACTUAL	FY 2023 REQUESTED	FY 2023 ADOPTED	FY 2022/23 CHANGE
INDIGENT HEALTHCARE							
Nurse (LVN)	2	2	2	2	0	2	0
Nurse (RN)	8	8	8	8	3	8	0
Nurse (RN) - COVID Grant	0	0	4	2	0	2	0
Nurse (RN) - Immunizations	0	0	1	1	0	1	0
Nurse (RN) - PHWG	0	0	0	1	0	1	0
Nurse Practitioner	1	1	1	1	0	1	0
Nurse Practitioner - COVID Grant	0	0	1	0	0	0	0
Outreach Specialist	2	2	2	2	0	2	0
Outreach Specialist - COVID	0	0	3	0	0	0	0
PHEP Planner	0	0	0	0	5	0	0
PHEP Planner - COVID Grant	0	0	0	3	0	3	0
PHEP Planner-HD Grant	0	0	0	2	0	2	0
PHEP Specialist - COVID Grant	0	0	0	1	0	1	0
Physician	2	2	2	2	0	2	0
Program Coordinator-DIS	0	0	0	1	0	1	0
Public Information Officer	0	0	0	0	1	0	0
Public Information Officer - CO	0	0	1	1	0	1	0
Senior Eligibility Clerk	1	1	1	1	0	1	0
TB Outreach	2	2	2	2	0	2	0
Tech I	2	2	2	2	0	2	0
Tech II	1	1	1	1	0	1	0
SUBSTANCE ABUSE							
Administrative Secretary	1	1	1	1	0	1	0
Counselor	1	1	1	1	0	1	0
Program Administrator	1	1	1	1	0	1	0
TOTAL	40	47	60	74	24	74	0

PERFORMANCE MEASURES

GOAL: Provide free or low cost vaccinations to eligible children and adults to prevent diseases.

PERFORMANCE MEASURES	STRATEGIC GOAL	FY 2019 ACTUAL	FY 2020 ACTUAL	FY 2021 ACTUAL	FY 2022 ACTUAL	FY 2023 TARGET
Immunizations	 Health and Safety	13,389	11,494	11,411	12,376	12,995
Flu Shots		1,986	2,132	1,394	1,690	1,775


GOAL: Provide assessments to adolescents and adults in order to give the individual and the referring entity recommendations for treatment or other kinds of appropriate help.

PERFORMANCE MEASURES	STRATEGIC GOAL	FY 2019 ACTUAL	FY 2020 ACTUAL	FY 2021 ACTUAL	FY 2022 ACTUAL	FY 2023 TARGET
Total Number of Assessments	 Health and Safety	1,591	1,061	1,271	1,312	1,378

Indigent Healthcare

PERFORMANCE MEASURES CONTINUED

GOAL: Educate county residents about alcohol/drugs, thereby promoting and protecting public health by providing presentations to community groups.

PERFORMANCE MEASURES	STRATEGIC GOAL	FY 2019 ACTUAL	FY 2020 ACTUAL	FY 2021 ACTUAL	FY 2022 ACTUAL	FY 2023 TARGET
Presentation Attendees	 Health and Safety	6,733	3,505	2,906	5,059	5,312

BUDGET SUMMARY

INDIGENT HEALTHCARE

	FY 2019 ACTUAL	FY 2020 ACTUAL	FY 2021 ACTUAL	FY 2022 ADOPTED	FY 2022 YTD ACTUAL	FY 2023 REQUESTED	FY 2023 ADOPTED	FY 2022/23 CHANGE
SALARIES	\$ 2,522,203	\$ 2,201,555	\$ 2,605,844	\$ 3,374,125	\$ 3,036,492	\$ 3,853,572	\$ 2,953,030	-12%
TRAINING	\$ 16,849	\$ 9,473	\$ 12,642	\$ 18,000	\$ 16,722	\$ 112,754	\$ 83,384	363%
OPERATIONS	\$ 1,116,356	\$ 1,575,702	\$ 1,937,918	\$ 1,875,384	\$ 1,247,851	\$ 2,060,976	\$ 1,810,000	-3%
CAPITAL	\$ 17,222	\$ 600	\$ 2,100	\$ 10,000	\$ -	\$ 7,700	\$ -	-100%
TOTAL	\$ 3,672,629	\$ 3,787,331	\$ 4,558,504	\$ 5,277,509	\$ 4,301,065	\$ 6,035,002	\$ 4,846,414	↓ -8%

BUDGET RECONCILIATION

FY 2023 BASE BUDGET ADJUSTMENTS	ONE-TIME	RECURRING	TOTAL
College Education Reimbursement Funding	\$ 15,000	\$ -	\$ 15,000
TOTAL			\$ 15,000

SUBSTANCE ABUSE

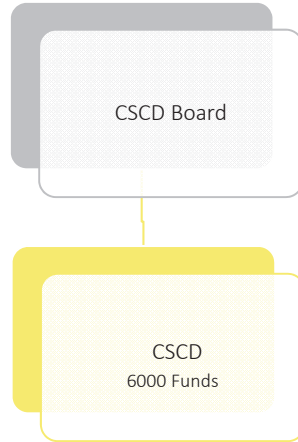
	FY 2019 ACTUAL	FY 2020 ACTUAL	FY 2021 ACTUAL	FY 2022 ADOPTED	FY 2022 YTD ACTUAL	FY 2023 REQUESTED	FY 2023 ADOPTED	FY 2022/23 CHANGE
SALARIES	\$ 231,334	\$ 243,451	\$ 252,321	\$ 262,370	\$ 261,981	\$ 263,222	\$ 282,889	8%
TRAINING	\$ 1,901	\$ 1,476	\$ 1,881	\$ 4,500	\$ 3,007	\$ 4,500	\$ 4,500	0%
OPERATIONS	\$ 1,761	\$ 2,181	\$ 2,322	\$ 2,545	\$ 2,194	\$ 2,545	\$ 2,545	0%
TOTAL	\$ 234,996	\$ 247,108	\$ 256,524	\$ 269,415	\$ 267,182	\$ 270,267	\$ 289,934	↑ 8%

Community Supervision and Corrections

PURPOSE


To promote safety and provide protection throughout the community at all times by reducing the incidence of criminal activity of the offenders placed under community supervision.

REPORTING STRUCTURE



PERFORMANCE MEASURES

GOAL: Achieve 90% scores on case management audits for Supervision Officers.

PERFORMANCE MEASURES	STRATEGIC GOAL	FY 2019 ACTUAL	FY 2020 ACTUAL	FY 2021 ACTUAL	FY 2022 ACTUAL	FY 2023 TARGET
Caseload Audits Performed		874	894	656	451	540
Caseload Audits Passing Audit	Efficient and Open Government	692	754	579	371	430
% Successful Completion		79%	84%	88%	82%	80%

BUDGET SUMMARY

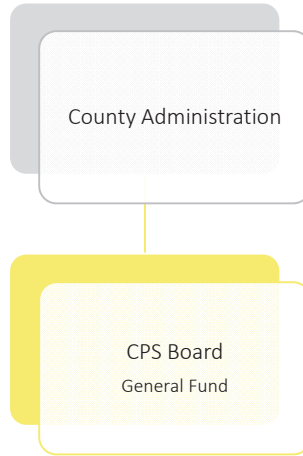
	FY 2019 ACTUAL	FY 2020 ACTUAL	FY 2021 ACTUAL	FY 2022 ADOPTED	FY 2022 YTD ACTUAL	FY 2023 REQUESTED	FY 2023 ADOPTED	FY 2022/23 CHANGE
SALARIES	\$ 6,406,979	\$ 6,661,408	\$ 6,597,502	\$ 7,401,697	\$ 6,537,549	\$ 7,263,074	\$ 7,747,912	5%
TRAINING	\$ 36,297	\$ 24,512	\$ 14,942	\$ -	\$ 20,145	\$ -	\$ -	0%
OPERATIONS	\$ 1,296,108	\$ 1,039,469	\$ 1,072,719	\$ -	\$ 991,060	\$ -	\$ -	0%
CAPITAL	\$ -	\$ -	\$ -	\$ -	\$ -	\$ -	\$ -	0%
TOTAL	\$ 7,739,384	\$ 7,725,389	\$ 7,685,163	\$ 7,401,697	\$ 7,548,754	\$ 7,263,074	\$ 7,747,912	↑ 5%

Child Protective Services Board

PURPOSE

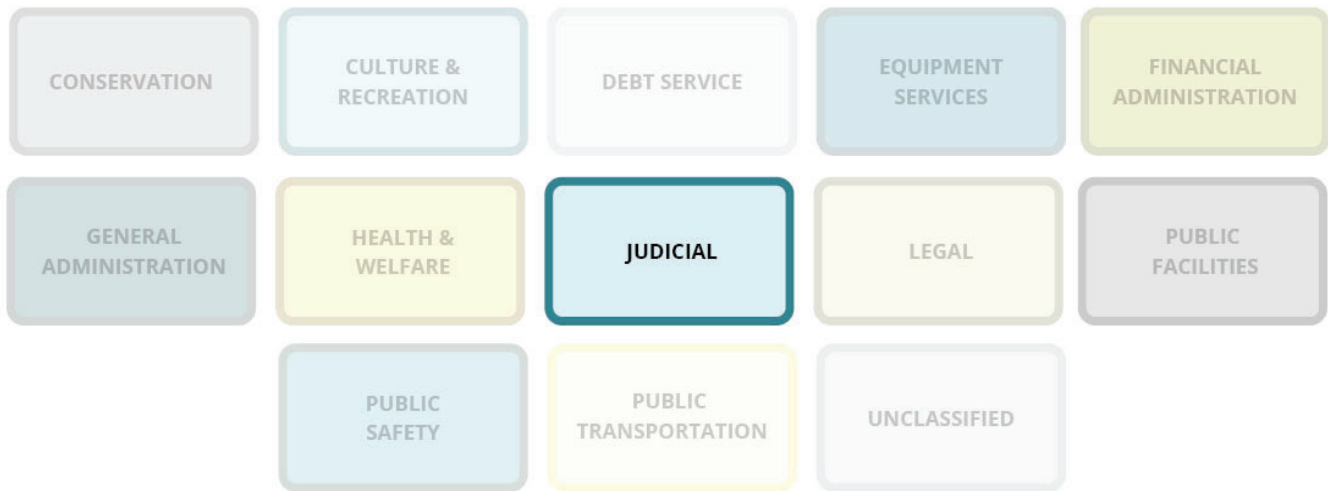
To provide an ongoing program for the protection, care and well-being of dependent, neglected and abused children of Collin County. Members work through and with the cooperation of the Texas Department of Human Services, Child Welfare Division, to encourage, engage, promote and participate in activities that will benefit all children of the county.

REPORTING STRUCTURE



BUDGET SUMMARY

	FY 2019 ACTUAL	FY 2020 ACTUAL	FY 2021 ACTUAL	FY 2022 ADOPTED	FY 2022 YTD ACTUAL	FY 2023 REQUESTED	FY 2023 ADOPTED	FY 2022/23 CHANGE
TRAINING	\$ 7,500	\$ 1,200	\$ 7,600	\$ 11,500	\$ 11,500	\$ 11,500	\$ -	-100%
OPERATIONS	\$ 29,663	\$ 42,804	\$ 24,181	\$ 34,830	\$ 25,610	\$ 34,830	\$ 46,330	33%
TOTAL	\$ 37,163	\$ 44,004	\$ 31,781	\$ 46,330	\$ 37,110	\$ 46,330	\$ 46,330	0%



Department Descriptions & Core Services

County Court at Law Courts

To efficiently, impartially and fairly manage and resolve the variety of controversies and disputes that are filed with and fall under the jurisdiction of this court. The jurisdiction of this court is determined by the constitution and statute. It is subject to change and alternation by the legislature, but generally speaking, the jurisdiction includes misdemeanor or criminal cases, class C appeals, civil matters, mental health cases and probate matters for Collin County.

County Courts Shared

Funds shared between the courts for expenses to include interpreters, mediators, substitute court reporters, visiting judges, and jury expenses.

Court Technology Fund

Account for court fees restricted for funding County Courts education and training regarding technological enhancements and for purchase and maintenance of technological enhancements, including computer systems, networks, hardware, software, imaging systems, electronic kiosks, and docket management systems.

Probate Court

Effectively manage all estate and guardianship cases, to assist Collin County citizens with the transfer of ownership of property upon death, and to provide a prompt response to public inquiries with courtesy and accuracy.

Probate Court Guardianship

Fund used to account for return of funds from the state regarding payment of fees collected in excess of the state salary supplements and may be used only for court-related purposes for the support of statutory probate courts.

Specialty Courts

Specialty courts are funded by fees paid by defendants restricted for operating a drug court program.

County Clerk

To protect and preserve the health and safety of our citizens and our environment by ensuring water quality through permitting and regulation of On-Site Sewage Facilities, investigations, environmental consultation and enforcing local laws and policies as determined by the County, State, and Federal governments.

County Court at Law Clerks

The County Court at Law Clerk is a statutory custodian of all records filed and maintained in the County level courts. Filings include Class A and B misdemeanor offenses as well as Class C appeals.

Probate/Mental

The County Clerk is statutorily responsible for the proper maintenance of probate cases, guardianship cases and involuntary commitments as related to specific individuals in Collin County.

Department Descriptions & Core Services Continued

District Clerk

The District Clerk performs the duties assigned by the Texas Constitution as registrar, recorder, and custodian of all court pleadings, instruments, and papers that are part of any legal cause of action in the District Courts of Collin County.

Court Records Preservation Fund

Account for civil court fees restricted for preserving District Court records.

District Courts Record Technology

The District Clerk is a constitutional office created for the custodial care and management of all the District Courts' legal records, filings, and indexes. The Records Technology Fund is funded by fees collected when a suit is filed with the District Clerk's Office.

Jury Management

Supplies each Collin County District Court, County Court at Law, and Justice of the Peace Court a pool a of prospective jurors from which to select a fair and impartial jury in every case requesting a jury trial. To see that each juror receives the compensation entitled to them for the number of days served on a Collin County jury.

Records Management & Preservation Fund

Accounts for the District Clerk's statutory document preservation fee which is restricted for records management and preservation.

District Courts

Efficiently, impartially, and fairly manage and resolve the variety of controversies and disputes that are filed with and fall under the jurisdiction of the court. The jurisdiction of this Court is determined by the constitution and statute. It is subject to change and alteration by the legislation by the legislature, but generally speaking, the jurisdiction includes felony criminal cases, civil cases with higher amounts of controversy, and family law matters.

Court Technology Fund

Account for court fees restricted for funding District Courts education and training regarding technological enhancements and for purchase and maintenance of technological enhancements, including computer systems, networks, hardware, software, imaging systems, electronic kiosks, and docket management systems.

Court Reporter Fund

Accounts for court fees restricted to be used for court reporter services for District and County Courts.

District Courts Shared

Funds shared between the courts for expenses to include, but not limited to, interpreters, mediators, substitute court reporters, visiting judges, and jury expenses. Also includes personnel, training, office supplies, etc.

Judicial Appellate

Accounts for court filing fees restricted for funding judicial appellate courts. A portion of this fee remains with the County which is restricted for improving court processes and procedures within the County.

Specialty Courts

Specialty courts are funded by fees paid by defendants restricted for operating a drug court program.

Valor Court

Run jointly by the North Texas Regional Veterans Court, Collin County Sheriff's Office and Collin Country CSCD, VALOR is a state-funded Intermediate Sanction Facility. It is an in-custody facility that offers treatment alternatives for felony/misdemeanor Veteran offenders who are facing probation revocations or incarceration.

Veterans' Court

Provides support and rehabilitation opportunities to qualified criminal defendants whose crimes were materially connected to injuries suffered as a result of honorable service in the United States Armed Forces. This program is supported by a grant from the Texas Veterans Commission Fund for Veterans' Assistance.

Department Descriptions & Core Services Continued

Justice of the Peace

Justice of the Peace presides over criminal cases including traffic and other Class C misdemeanor cases punishable by fine only, hear landlord and tenant disputes, cases involving mental health issues, and truancy cases. They also preside over Civil cases, including Debt Claims, Eviction, and Small Claims, where the amount in controversy does not exceed \$20,000. Justice of the Peace Courts collect the fines and fees for various civil and criminal cases filed.

Justice of the Peace Shared

Funds shared by the Justices of the Peace for services such as Substitute Court Reporters, Visiting Judges, and Interpreters. Also includes salary and benefits for Functional Analyst who assists each of the courts.

Court Technology Fund

Accounts for court fees restricted for technological improvements in the Justice of the Peace Courts.

Law Library

Created pursuant to Local Government Code Section 323.021. The library's mission is to serve at a place that is both convenient and accessible and to maintain a legal reference for the judges, litigants, and the residents of Collin County. The Law Library Fund is provided by fees collected in connection with civil suit filings.

Magistrate

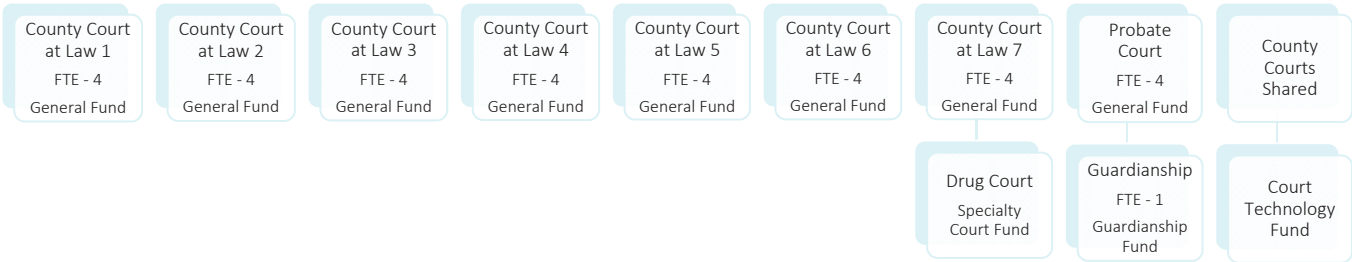
To carry out the local laws, policies, and services as determined by County, State and Federal governments for the good of all and the betterment of the family lives of all citizens in a fair and equitable manner.

County Courts at Law

PURPOSE

To efficiently, impartially and fairly manage and resolve the variety of controversies and disputes that are filed with and fall under the jurisdiction of this court. The jurisdiction of this court is determined by the constitution and statute. It is subject to change and alternation by the legislature, but generally speaking, the jurisdiction includes misdemeanor or criminal cases, class C appeals, civil matters, mental health cases and probate matters for Collin County.

REPORTING STRUCTURE



FTE POSITION SUMMARY

	FY 2020 ADOPTED	FY 2021 ADOPTED	FY 2022 ADOPTED	FY 2022 YTD ACTUAL	FY 2023 REQUESTED	FY 2023 ADOPTED	FY 2022/23 CHANGE
COUNTY COURT AT LAW 1							
County Court at Law Judge	1	1	1	1	0	1	0
Court Coordinator	1	1	1	1	0	1	0
Court Officer	1	1	1	1	0	1	0
Court Reporter	1	1	1	1	0	1	0
COUNTY COURT AT LAW 2							
County Court at Law Judge	1	1	1	1	0	1	0
Court Coordinator	1	1	1	1	0	1	0
Court Officer	1	1	1	1	0	1	0
Court Reporter	1	1	1	1	0	1	0
COUNTY COURT AT LAW 3							
County Court at Law Judge	1	1	1	1	0	1	0
Court Coordinator	1	1	1	1	0	1	0
Court Officer	1	1	1	1	0	1	0
Court Reporter	1	1	1	1	0	1	0
COUNTY COURT AT LAW 4							
County Court at Law Judge	1	1	1	1	0	1	0
Court Coordinator	1	1	1	1	0	1	0
Court Officer	1	1	1	1	0	1	0
Court Reporter	1	1	1	1	0	1	0
COUNTY COURT AT LAW 5							
County Court at Law Judge	1	1	1	1	0	1	0
Court Coordinator	1	1	1	1	0	1	0
Court Officer	1	1	1	1	0	1	0
Court Reporter	1	1	1	1	0	1	0
COUNTY COURT AT LAW 6							
County Court at Law Judge	1	1	1	1	0	1	0
Court Coordinator	1	1	1	1	0	1	0
Court Officer	1	1	1	1	0	1	0
Court Reporter	1	1	1	1	0	1	0


County Courts at Law

FTE POSITION SUMMARY CONTINUED


	FY 2020 ADOPTED	FY 2021 ADOPTED	FY 2022 ADOPTED	FY 2022 YTD ACTUAL	FY 2023 REQUESTED	FY 2023 ADOPTED	FY 2022/23 CHANGE
COUNTY COURT AT LAW 7							
County Court at Law Judge	1	1	1	1	0	1	0
Court Coordinator	1	1	1	1	0	1	0
Court Officer	1	1	1	1	0	1	0
Court Reporter	1	1	1	1	0	1	0
PROBATE COURT							
Court Coordinator	1	1	1	1	0	1	0
Investigator	1	1	1	1	0	1	0
Probate Auditor	1	1	1	1	0	1	0
Probate Judge	1	1	1	1	0	1	0
PROBATE GUARDIANSHIP							
Guardianship Coordinator	1	1	1	1	0	1	0
TOTAL	33	33	33	33	0	33	0

PERFORMANCE MEASURES

GOAL: To clear (dispose of) at least as many cases as have been filed/reopened/reactivated in a period by having a clearance rate of 100 percent or higher.

PERFORMANCE MEASURES	STRATEGIC GOAL	FY 2019 ACTUAL	FY 2020 ACTUAL	FY 2021 ACTUAL	FY 2022 ACTUAL	FY 2023 TARGET
Civil	 Efficient and Open Government	97.1%	101.5%	91.2%	115.4%	100%
Criminal		96.1%	78.6%	110.8%	113.4%	100%

GOAL: To reduce backlog of pending court cases measured by achieving a backlog index of 1.0 or less.

PERFORMANCE MEASURES	STRATEGIC GOAL	FY 2019 ACTUAL	FY 2020 ACTUAL	FY 2021 ACTUAL	FY 2022 ACTUAL	FY 2023 TARGET
Civil	 Efficient and Open Government	0.3	0.4	0.3	0.4	<1.0
Criminal		0.8	1.3	1.1	1.1	<1.0

BUDGET SUMMARY

COUNTY COURT AT LAW 1

	FY 2019 ACTUAL	FY 2020 ACTUAL	FY 2021 ACTUAL	FY 2022 ADOPTED	FY 2022 YTD ACTUAL	FY 2023 REQUESTED	FY 2023 ADOPTED	FY 2022/23 CHANGE
SALARIES	\$ 551,723	\$ 590,299	\$ 603,296	\$ 619,277	\$ 620,097	\$ 614,666	\$ 642,397	4%
TRAINING	\$ 8,463	\$ 1,069	\$ 576	\$ 8,200	\$ 847	\$ 8,350	\$ 7,135	-13%
OPERATIONS	\$ 2,274	\$ 1,834	\$ 2,494	\$ 3,818	\$ 598	\$ 3,668	\$ 3,668	-4%
TOTAL	\$ 562,460	\$ 593,202	\$ 606,367	\$ 631,295	\$ 621,543	\$ 626,684	\$ 653,200	↑ 3%

BUDGET RECONCILIATION

FY 2023 BASE BUDGET ADJUSTMENTS	ONE-TIME	RECURRING	TOTAL
Training budget reduced by Commissioners during Budget Workshop and Public Hearings		\$ (1,215)	\$ (1,215)
TOTAL			\$ (1,215)

County Courts at Law

BUDGET SUMMARY CONTINUED

COUNTY COURT AT LAW 1 - DRUG COURT

	FY 2019 ACTUAL	FY 2020 ACTUAL	FY 2021 ACTUAL	FY 2022 ADOPTED	FY 2022 YTD ACTUAL	FY 2023 REQUESTED	FY 2023 ADOPTED	FY 2022/23 CHANGE
TRAINING	\$ -	\$ -	\$ -	\$ -	\$ -	\$ -	\$ -	0%
OPERATIONS	\$ 15,278	\$ 5,000	\$ -	\$ -	\$ -	\$ -	\$ -	0%
TOTAL	\$ 15,278	\$ 5,000	\$ -	\$ -	\$ -	\$ -	\$ -	0%

COUNTY COURT AT LAW 2

	FY 2019 ACTUAL	FY 2020 ACTUAL	FY 2021 ACTUAL	FY 2022 ADOPTED	FY 2022 YTD ACTUAL	FY 2023 REQUESTED	FY 2023 ADOPTED	FY 2022/23 CHANGE
SALARIES	\$ 530,709	\$ 592,619	\$ 616,505	\$ 634,934	\$ 634,296	\$ 628,931	\$ 658,414	4%
TRAINING	\$ 6,228	\$ 375	\$ 4,007	\$ 6,700	\$ 4,414	\$ 6,450	\$ 5,505	-18%
OPERATIONS	\$ 2,726	\$ 2,602	\$ 4,006	\$ 3,268	\$ 1,593	\$ 7,318	\$ 3,518	8%
TOTAL	\$ 539,662	\$ 595,596	\$ 624,518	\$ 644,902	\$ 640,303	\$ 642,699	\$ 667,437	↑ 3%

BUDGET RECONCILIATION

FY 2023 BASE BUDGET ADJUSTMENTS	ONE-TIME	RECURRING	TOTAL
Training budget reduced by Commissioners during Budget Workshop and Public Hearings		\$ (945)	\$ (945)
TOTAL			\$ (945)

COUNTY COURT AT LAW 3

	FY 2019 ACTUAL	FY 2020 ACTUAL	FY 2021 ACTUAL	FY 2022 ADOPTED	FY 2022 YTD ACTUAL	FY 2023 REQUESTED	FY 2023 ADOPTED	FY 2022/23 CHANGE
SALARIES	\$ 552,336	\$ 587,240	\$ 598,391	\$ 617,533	\$ 611,776	\$ 613,015	\$ 641,395	4%
TRAINING	\$ 3,353	\$ 2,405	\$ 1,129	\$ 7,100	\$ 2,646	\$ 7,100	\$ 6,073	-14%
OPERATIONS	\$ 3,114	\$ 1,179	\$ 1,860	\$ 3,668	\$ 1,489	\$ 7,510	\$ 3,668	0%
TOTAL	\$ 558,803	\$ 590,823	\$ 601,379	\$ 628,301	\$ 615,912	\$ 627,625	\$ 651,136	↑ 4%

BUDGET RECONCILIATION

FY 2023 BASE BUDGET ADJUSTMENTS	ONE-TIME	RECURRING	TOTAL
Training budget reduced by Commissioners during Budget Workshop and Public Hearings		\$ (1,027)	\$ (1,027)
TOTAL			\$ (1,027)

COUNTY COURT AT LAW 4

	FY 2019 ACTUAL	FY 2020 ACTUAL	FY 2021 ACTUAL	FY 2022 ADOPTED	FY 2022 YTD ACTUAL	FY 2023 REQUESTED	FY 2023 ADOPTED	FY 2022/23 CHANGE
SALARIES	\$ 555,376	\$ 597,489	\$ 590,061	\$ 607,050	\$ 605,455	\$ 603,147	\$ 630,698	4%
TRAINING	\$ 6,601	\$ -	\$ 765	\$ 7,500	\$ 421	\$ 7,500	\$ 6,390	-15%
OPERATIONS	\$ 1,971	\$ 2,354	\$ 4,305	\$ 3,318	\$ 2,222	\$ 9,060	\$ 3,318	0%
TOTAL	\$ 563,948	\$ 599,843	\$ 595,131	\$ 617,868	\$ 608,099	\$ 619,707	\$ 640,406	↑ 4%

BUDGET RECONCILIATION

FY 2023 BASE BUDGET ADJUSTMENTS	ONE-TIME	RECURRING	TOTAL
Training budget reduced by Commissioners during Budget Workshop and Public Hearings		\$ (1,110)	\$ (1,110)
TOTAL			\$ (1,110)

County Courts at Law

BUDGET SUMMARY CONTINUED

COUNTY COURT AT LAW 5

	FY 2019 ACTUAL	FY 2020 ACTUAL	FY 2021 ACTUAL	FY 2022 ADOPTED	FY 2022 YTD ACTUAL	FY 2023 REQUESTED	FY 2023 ADOPTED	FY 2022/23 CHANGE
SALARIES	\$ 533,492	\$ 582,652	\$ 611,056	\$ 631,873	\$ 626,395	\$ 627,537	\$ 658,068	4%
TRAINING	\$ 3,319	\$ 450	\$ 956	\$ 7,350	\$ 4,669	\$ 7,350	\$ 6,285	-14%
OPERATIONS	\$ 3,060	\$ 1,810	\$ 1,151	\$ 3,118	\$ 1,725	\$ 8,860	\$ 3,118	0%
TOTAL	\$ 539,871	\$ 584,912	\$ 613,164	\$ 642,341	\$ 632,790	\$ 643,747	\$ 667,471	↑ 4%

BUDGET RECONCILIATION

FY 2023 BASE BUDGET ADJUSTMENTS	ONE-TIME	RECURRING	TOTAL
Training budget reduced by Commissioners during Budget Workshop and Public Hearings		\$ (1,065)	\$ (1,065)
TOTAL			\$ (1,065)

COUNTY COURT AT LAW 6

	FY 2019 ACTUAL	FY 2020 ACTUAL	FY 2021 ACTUAL	FY 2022 ADOPTED	FY 2022 YTD ACTUAL	FY 2023 REQUESTED	FY 2023 ADOPTED	FY 2022/23 CHANGE
SALARIES	\$ 546,934	\$ 575,091	\$ 586,192	\$ 603,805	\$ 563,685	\$ 599,241	\$ 626,558	4%
TRAINING	\$ 5,951	\$ 1,968	\$ 2,773	\$ 8,038	\$ 2,864	\$ 8,038	\$ 6,870	-15%
OPERATIONS	\$ 2,513	\$ 1,250	\$ 1,193	\$ 2,430	\$ 1,358	\$ 8,545	\$ 2,430	0%
TOTAL	\$ 555,398	\$ 578,309	\$ 590,158	\$ 614,273	\$ 567,907	\$ 615,824	\$ 635,858	↑ 4%

BUDGET RECONCILIATION

FY 2023 BASE BUDGET ADJUSTMENTS	ONE-TIME	RECURRING	TOTAL
Training budget reduced by Commissioners during Budget Workshop and Public Hearings		\$ (1,168)	\$ (1,168)
TOTAL			\$ (1,168)

COUNTY COURT AT LAW 7

	FY 2019 ACTUAL	FY 2020 ACTUAL	FY 2021 ACTUAL	FY 2022 ADOPTED	FY 2022 YTD ACTUAL	FY 2023 REQUESTED	FY 2023 ADOPTED	FY 2022/23 CHANGE
SALARIES	\$ 552,985	\$ 578,222	\$ 585,387	\$ 603,087	\$ 601,890	\$ 598,234	\$ 626,361	4%
TRAINING	\$ 6,481	\$ 1,256	\$ 2,318	\$ 7,950	\$ 2,125	\$ 8,050	\$ 6,858	-14%
OPERATIONS	\$ 2,228	\$ 1,287	\$ 868	\$ 3,300	\$ 764	\$ 8,858	\$ 3,200	-3%
TOTAL	\$ 561,694	\$ 580,765	\$ 588,573	\$ 614,337	\$ 604,779	\$ 615,142	\$ 636,419	↑ 4%

BUDGET RECONCILIATION

FY 2023 BASE BUDGET ADJUSTMENTS	ONE-TIME	RECURRING	TOTAL
Training budget reduced by Commissioners during Budget Workshop and Public Hearings		\$ (1,192)	\$ (1,192)
TOTAL			\$ (1,192)

COUNTY COURT AT LAW 7 - DRUG COURT

	FY 2019 ACTUAL	FY 2020 ACTUAL	FY 2021 ACTUAL	FY 2022 ADOPTED	FY 2022 YTD ACTUAL	FY 2023 REQUESTED	FY 2023 ADOPTED	FY 2022/23 CHANGE
TRAINING	\$ -	\$ -	\$ -	\$ -	\$ -	\$ -	\$ -	0%
OPERATIONS	\$ 26,315	\$ 10,597	\$ 11,219	\$ 27,000	\$ 6,598	\$ 27,000	\$ 27,000	0%
TOTAL	\$ 26,315	\$ 10,597	\$ 11,219	\$ 27,000	\$ 6,598	\$ 27,000	\$ 27,000	0%

County Courts at Law

BUDGET SUMMARY CONTINUED

COUNTY COURTS SHARED

	FY 2019 ACTUAL	FY 2020 ACTUAL	FY 2021 ACTUAL	FY 2022 ADOPTED	FY 2022 YTD ACTUAL	FY 2023 REQUESTED	FY 2023 ADOPTED	FY 2022/23 CHANGE
SALARIES	\$ 21,863	\$ -	\$ -	\$ -	\$ -	\$ -	\$ -	0%
TRAINING	\$ -	\$ -	\$ -	\$ 2,000	\$ -	\$ 2,000	\$ 1,700	-15%
OPERATIONS	\$ 85,761	\$ 117,245	\$ 104,994	\$ 204,300	\$ 201,906	\$ 204,300	\$ 125,300	-39%
TOTAL	\$ 107,624	\$ 117,245	\$ 104,994	\$ 206,300	\$ 201,906	\$ 206,300	\$ 127,000	↓ -38%

BUDGET RECONCILIATION

FY 2023 BASE BUDGET ADJUSTMENTS	ONE-TIME	RECURRING	TOTAL
Substitute Court Reporter funds moved to fund 1015	\$ -	\$ (75,000)	\$ (75,000)
Training budget reduced by Commissioners during Budget Workshop and Public Hearings	\$ -	\$ (300)	\$ (300)
Operations budget reduced by Commissioners during Budget Workshop and Public Hearings	\$ -	\$ (4,000)	\$ (4,000)
TOTAL			\$ (79,300)

COUNTY COURTS SHARED - COURT REPORTER

	FY 2019 ACTUAL	FY 2020 ACTUAL	FY 2021 ACTUAL	FY 2022 ADOPTED	FY 2022 YTD ACTUAL	FY 2023 REQUESTED	FY 2023 ADOPTED	FY 2022/23 CHANGE
OPERATIONS	\$ 45,063	\$ -	\$ -	\$ -	\$ -	\$ -	\$ 75,000	0%
TOTAL	\$ 45,063	\$ -	\$ -	\$ -	\$ -	\$ -	\$ 75,000	0%

COUNTY COURTS SHARED - COURT TECHNOLOGY

	FY 2019 ACTUAL	FY 2020 ACTUAL	FY 2021 ACTUAL	FY 2022 ADOPTED	FY 2022 YTD ACTUAL	FY 2023 REQUESTED	FY 2023 ADOPTED	FY 2022/23 CHANGE
OPERATIONS	\$ 670	\$ 5,729	\$ 599	\$ 1,568	\$ 399	\$ 1,568	\$ 1,568	0%
TOTAL	\$ 670	\$ 5,729	\$ 599	\$ 1,568	\$ 399	\$ 1,568	\$ 1,568	0%

PROBATE COURT

	FY 2019 ACTUAL	FY 2020 ACTUAL	FY 2021 ACTUAL	FY 2022 ADOPTED	FY 2022 YTD ACTUAL	FY 2023 REQUESTED	FY 2023 ADOPTED	FY 2022/23 CHANGE
SALARIES	\$ 527,506	\$ 553,964	\$ 564,889	\$ 573,117	\$ 581,586	\$ 571,750	\$ 597,169	4%
TRAINING	\$ 7,842	\$ 2,985	\$ 1,046	\$ 10,200	\$ 5,468	\$ 10,200	\$ 9,410	-8%
OPERATIONS	\$ 971	\$ 296,210	\$ 378,770	\$ 513,303	\$ 384,085	\$ 517,103	\$ 470,308	-8%
CAPITAL	\$ -	\$ -	\$ 36,532	\$ -	\$ -	\$ -	\$ -	0%
TOTAL	\$ 536,320	\$ 853,159	\$ 981,237	\$ 1,096,620	\$ 971,139	\$ 1,099,053	\$ 1,076,887	↓ -2%

BUDGET RECONCILIATION

FY 2023 BASE BUDGET ADJUSTMENTS	ONE-TIME	RECURRING	TOTAL
Training budget reduced by Commissioners during Budget Workshop and Public Hearings		\$ (790)	\$ (790)
TOTAL			\$ (790)

County Courts at Law

BUDGET SUMMARY CONTINUED

PROBATE GUARDIANSHIP

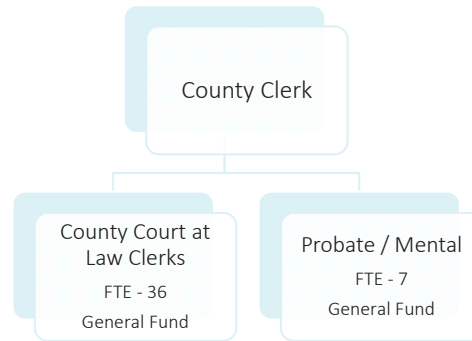
	FY 2019 ACTUAL	FY 2020 ACTUAL	FY 2021 ACTUAL	FY 2022 ADOPTED	FY 2022 YTD ACTUAL	FY 2023 REQUESTED	FY 2023 ADOPTED	FY 2022/23 CHANGE
SALARIES	\$ 52,575	\$ 55,877	\$ 57,370	\$ 76,610	\$ 56,695	\$ 77,061	\$ 82,550	8%
TRAINING	\$ 3,750	\$ 1,082	\$ -	\$ 10,451	\$ 1,089	\$ 10,451	\$ 10,451	0%
OPERATIONS	\$ 626	\$ 362	\$ 93	\$ 1,900	\$ 496	\$ 1,900	\$ 1,900	0%
TOTAL	\$ 56,951	\$ 57,321	\$ 57,463	\$ 88,961	\$ 58,280	\$ 89,412	\$ 94,901	↑ 7%

County Court at Law Clerks

PURPOSE

To efficiently, impartially and fairly manage all cases filed in the county courts at law. The County Clerk is the statutory custodian of all records filed and maintained in the County level courts. The County Courts at Law file all misdemeanor class A & B criminal cases, class C appeals and civil law suits with the jurisdictional limit of \$500 - \$250,000.

REPORTING STRUCTURE



FTE POSITION SUMMARY

	FY 2020 ADOPTED	FY 2021 ADOPTED	FY 2022 ADOPTED	FY 2022 YTD ACTUAL	FY 2023 REQUESTED	FY 2023 ADOPTED	FY 2022/23 CHANGE
COUNTY COURT AT LAW CLERKS							
Civil Specialist	0	0	0	0	1	0	0
Criminal Specialist	0	0	0	0	1	0	0
Deputy County Clerk I	6	6	6	6	0	6	0
Deputy County Clerk II	25	25	25	25	-2	25	0
Lead Clerk	4	4	4	4	0	4	0
Senior Administrator	1	1	1	1	0	1	0
PROBATE/MENTAL							
Deputy County Clerk II	6	6	6	6	0	6	0
Probate Administrator	1	1	1	1	0	1	0
TOTAL	43	43	43	43	0	43	0

PERFORMANCE MEASURES

GOAL: Filing of all cases, pleadings, documents, and accurately entering such filings into the case management system, thereby serving the courts and citizens in an efficient and timely manner.

PERFORMANCE MEASURES	STRATEGIC GOAL	FY 2019 ACTUAL	FY 2020 ACTUAL	FY 2021 ACTUAL	FY 2022 ACTUAL	FY 2023 TARGET
Criminal Cases Filed		9,858	7,668	8,109	6,956	6,245
Civil Cases Filed		5,574	4,377	6,202	5,068	5,101
Probate and Mental Cases Filed	Health and Safety	4,773	4,119	4,818	4,410	4,334

GOAL: Provide the State of Texas, Office of Court Administration, and Texas Department of Public Safety with all required reporting.

PERFORMANCE MEASURES	STRATEGIC GOAL	FY 2019 ACTUAL	FY 2020 ACTUAL	FY 2021 ACTUAL	FY 2022 ACTUAL	FY 2023 TARGET
Provided Required Reporting by Date Required	 Efficient and Open Government	Yes	Yes	Yes	Yes	Yes

County Court at Law Clerks

BUDGET SUMMARY

COUNTY COURT AT LAW CLERKS

	FY 2019 ACTUAL	FY 2020 ACTUAL	FY 2021 ACTUAL	FY 2022 ADOPTED	FY 2022 YTD ACTUAL	FY 2023 REQUESTED	FY 2023 ADOPTED	FY 2022/23 CHANGE
SALARIES	\$ 2,306,756	\$ 2,385,305	\$ 2,451,000	\$ 2,635,814	\$ 2,458,940	\$ 2,563,306	\$ 2,750,982	4%
TRAINING	\$ 10,259	\$ 978	\$ 3,736	\$ 17,238	\$ 6,024	\$ 17,238	\$ 15,555	-10%
OPERATIONS	\$ 7,778	\$ 4,539	\$ 4,270	\$ 11,990	\$ 4,819	\$ 11,990	\$ 10,956	-9%
CAPITAL	\$ 5,984	\$ -	\$ -	\$ -	\$ -	\$ -	\$ -	0%
TOTAL	\$ 2,330,776	\$ 2,390,822	\$ 2,459,007	\$ 2,665,042	\$ 2,469,783	\$ 2,592,534	\$ 2,777,493 ↑	4%

BUDGET RECONCILIATION

FY 2023 BASE BUDGET ADJUSTMENTS	ONE-TIME	RECURRING	TOTAL
Training budget reduced by Commissioners during Budget Workshop and Public Hearings		\$ (1,683)	\$ (1,683)
Operations budget reduced by Commissioners during Budget Workshop and Public Hearings		\$ (1,034)	\$ (1,034)
TOTAL			\$ (2,717)

PROBATE / MENTAL

	FY 2019 ACTUAL	FY 2020 ACTUAL	FY 2021 ACTUAL	FY 2022 ADOPTED	FY 2022 YTD ACTUAL	FY 2023 REQUESTED	FY 2023 ADOPTED	FY 2022/23 CHANGE
SALARIES	\$ 448,491	\$ 481,619	\$ 495,007	\$ 521,896	\$ 520,862	\$ 522,466	\$ 562,752	8%
TRAINING	\$ 2,924	\$ 114	\$ 1,249	\$ 9,500	\$ 3,721	\$ 9,500	\$ 7,700	-19%
OPERATIONS	\$ 357,791	\$ 68,496	\$ 3,771	\$ 17,838	\$ 5,676	\$ 17,838	\$ 14,338	-20%
TOTAL	\$ 809,206	\$ 550,229	\$ 500,027	\$ 549,234	\$ 530,259	\$ 549,804	\$ 584,790 ↑	6%

BUDGET RECONCILIATION

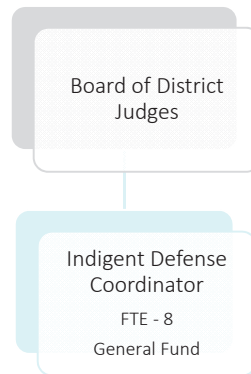
FY 2023 BASE BUDGET ADJUSTMENTS	ONE-TIME	RECURRING	TOTAL
Training budget reduced by Commissioners during Budget Workshop and Public Hearings		\$ (1,800)	\$ (1,800)
Operations budget reduced by Commissioners during Budget Workshop and Public Hearings		\$ (3,500)	\$ (3,500)
TOTAL			\$ (5,300)

Court Appointed Representation - Indigent Defense Coordinator

PURPOSE

To seek systemic solutions to get and keep mentally ill defendants out of the criminal justice system. The program works to improve the quality of representation to indigent defendants with mental illness, streamline coordination of defendant competency restoration or stabilization and coordinate case managers to assist attorneys through mental health case management, mitigation strategy assistance and defense advocacy. The Department is responsible for ensuring any individual, who has been arrested is provided the opportunity to apply for a court appointed attorney. Individuals who meet qualifications of indigency will be appointed counsel under the Texas Fair Defense Act of 2001.

REPORTING STRUCTURE



FTE POSITION SUMMARY

	FY 2020 ADOPTED	FY 2021 ADOPTED	FY 2022 ADOPTED	FY 2022 YTD ACTUAL	FY 2023 REQUESTED	FY 2023 ADOPTED	FY 2022/23 CHANGE
COURT APPOINTED REPRESENTATION - INDIGENT DEFENSE COORDINATOR							
Case Coordinator	2	2	2	2	0	2	0
Chief MHMC Attorney	1	1	1	1	0	1	0
Indigent Eligibility Specialist	1	1	1	1	0	1	0
Legal Clerk I	3	3	3	3	0	3	0
Secretary	1	1	1	1	0	1	0
TOTAL	8	8	8	8	0	8	0

BUDGET SUMMARY

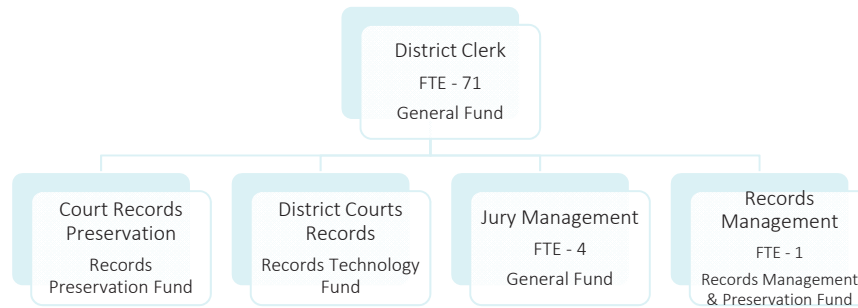
	FY 2019 ACTUAL	FY 2020 ACTUAL	FY 2021 ACTUAL	FY 2022 ADOPTED	FY 2022 YTD ACTUAL	FY 2023 REQUESTED	FY 2023 ADOPTED	FY 2022/23 CHANGE
SALARIES	\$ 508,500	\$ 588,713	\$ 579,804	\$ 676,173	\$ 601,582	\$ 643,841	\$ 689,237	2%
TRAINING	\$ 9,732	\$ 4,046	\$ 4,917	\$ 11,100	\$ 10,957	\$ 11,100	\$ 11,100	0%
OPERATIONS	\$ 13,112	\$ 6,256	\$ 10,727	\$ 14,850	\$ 11,072	\$ 14,850	\$ 14,850	0%
CAPITAL	\$ -	\$ -	\$ -	\$ -	\$ -	\$ -	\$ -	0%
TOTAL	\$ 531,344	\$ 599,015	\$ 595,449	\$ 702,123	\$ 623,611	\$ 669,791	\$ 715,187	↑ 2%

District Clerk

PURPOSE

The District Clerk performs the duties assigned by the Texas Constitution as registrar, recorder, and custodian of all court pleadings, instruments, and papers that are part of any legal cause of action in the District Courts of Collin County. Additionally, the District Clerk’s office provides jury services for all statutory District, County and Justice of the Peace courts in Collin County.

REPORTING STRUCTURE




FTE POSITION SUMMARY

	FY 2020 ADOPTED	FY 2021 ADOPTED	FY 2022 ADOPTED	FY 2022 YTD ACTUAL	FY 2023 REQUESTED	FY 2023 ADOPTED	FY 2022/23 CHANGE
DISTRICT CLERK							
Accounting Technician	2	2	2	2	0	2	0
Chief Deputy Clerk	1	1	1	1	0	1	0
Collections Clerk	3	3	1	1	0	1	0
Deputy District Clerk I	6	6	6	6	1	6	0
Deputy District Clerk II	47	48	48	48	5	50	↑ 2
District Clerk	1	1	1	1	0	1	0
Functional Analyst	1	1	1	1	0	1	0
Lead Clerk	6	6	6	6	0	6	0
Legal Clerk I	2	0	0	0	0	0	0
Legal Clerk I PT	1	0	0	0	0	0	0
Legal Clerk II	1	0	0	0	0	0	0
Program Coordinator	1	1	1	1	0	1	0
Senior Administrator	2	2	2	2	0	2	0
JURY MANAGEMENT							
Deputy District Clerk II	4	4	4	4	1	4	0
RECORDS MANAGEMENT							
Deputy District Clerk II	2	1	1	1	0	1	0
TOTAL	80	76	74	74	7	76	↑ 2

PERFORMANCE MEASURES


GOAL: To supply each Collin County court a pool of prospective jurors from which to select a fair and impartial jury in every case requesting a jury trial.

PERFORMANCE MEASURES	STRATEGIC GOAL	FY 2019 ACTUAL	FY 2020 ACTUAL	FY 2021 ACTUAL	FY 2022 ACTUAL	FY 2023 TARGET
Jurors Summoned	 Health and Safety	171,797	113,418	103,838	168,581	179,776
Jurors Attended		29,853	13,814	11,854	25,050	28,674
Jurors Chosen		2,366	1,029	1,140	2,582	3,277


District Clerk

PERFORMANCE MEASURES CONTINUED

GOAL: Filing of all cases, pleadings, documents, and accurately entering such filings into the case management system, thereby serving the courts and citizens in an efficient and timely manner.

PERFORMANCE MEASURES	STRATEGIC GOAL	FY 2019 ACTUAL	FY 2020 ACTUAL	FY 2021 ACTUAL	FY 2022 ACTUAL	FY 2023 TARGET
Total Cases Filed (includes new and reopened)	 Health and Safety	25,855	23,259	25,088	24,718	25,460

GOAL: Provide the State of Texas, Office of Court Administration, and Texas Department of Public Safety with all required reporting.

PERFORMANCE MEASURES	STRATEGIC GOAL	FY 2019 ACTUAL	FY 2020 ACTUAL	FY 2021 ACTUAL	FY 2022 ACTUAL	FY 2023 TARGET
Provided Required Reporting by Date Required	 Efficient and Open Government	Yes	Yes	Yes	Yes	Yes

BUDGET SUMMARY

DISTRICT CLERK

	FY 2019 ACTUAL	FY 2020 ACTUAL	FY 2021 ACTUAL	FY 2022 ADOPTED	FY 2022 YTD ACTUAL	FY 2023 REQUESTED	FY 2023 ADOPTED	FY 2022/23 CHANGE
SALARIES	\$ 4,616,770	\$ 4,923,289	\$ 5,043,070	\$ 5,290,077	\$ 5,159,609	\$ 5,577,275	\$ 5,702,420	8%
TRAINING	\$ 21,655	\$ 5,543	\$ 16,769	\$ 35,500	\$ 22,552	\$ 35,500	\$ 32,000	-10%
OPERATIONS	\$ 14,794	\$ 22,432	\$ 18,083	\$ 67,993	\$ 8,184	\$ 84,693	\$ 63,593	-6%
CAPITAL	\$ 2,344	\$ 17,135	\$ -	\$ -	\$ -	\$ 29,940	\$ -	0%
TOTAL	\$ 4,655,564	\$ 4,968,399	\$ 5,077,921	\$ 5,393,570	\$ 5,190,345	\$ 5,727,408	\$ 5,798,013	↑ 7%

BUDGET RECONCILIATION

FY 2023 PERSONNEL CHANGES	ONE-TIME	RECURRING	TOTAL
Creation of (1) Deputy District Clerk II - Grand Jury position	\$ -	\$ 62,732	\$ 62,732
Creation of (1) Deputy District Clerk II - 417th position	\$ -	\$ 62,732	\$ 62,732
Training budget reduced by Commissioners during Budget Workshop and Public Hearings	\$ -	\$ (3,500)	\$ (3,500)
Operations budget reduced by Commissioners during Budget Workshop and Public Hearings	\$ -	\$ (4,400)	\$ (4,400)
TOTAL		\$ 117,564	

DISTRICT CLERK - DISTRICT COURTS RECORDS

	FY 2019 ACTUAL	FY 2020 ACTUAL	FY 2021 ACTUAL	FY 2022 ADOPTED	FY 2022 YTD ACTUAL	FY 2023 REQUESTED	FY 2023 ADOPTED	FY 2022/23 CHANGE
OPERATIONS	\$ 145,353	\$ -	\$ 234,344	\$ 100,000	\$ -	\$ 100,000	\$ 100,000	0%
TOTAL	\$ 145,353	\$ -	\$ 234,344	\$ 100,000	\$ -	\$ 100,000	\$ 100,000	0%

DISTRICT CLERK - COURT RECORDS PRESERVATION

	FY 2019 ACTUAL	FY 2020 ACTUAL	FY 2021 ACTUAL	FY 2022 ADOPTED	FY 2022 YTD ACTUAL	FY 2023 REQUESTED	FY 2023 ADOPTED	FY 2022/23 CHANGE
OPERATIONS	\$ -	\$ -	\$ 365,643	\$ 100,000	\$ -	\$ 100,000	\$ 100,000	0%
TOTAL	\$ -	\$ -	\$ 365,643	\$ 100,000	\$ -	\$ 100,000	\$ 100,000	0%

District Clerk

BUDGET SUMMARY CONTINUED

DISTRICT CLERK - JURY MANAGEMENT

	FY 2019 ACTUAL	FY 2020 ACTUAL	FY 2021 ACTUAL	FY 2022 ADOPTED	FY 2022 YTD ACTUAL	FY 2023 REQUESTED	FY 2023 ADOPTED	FY 2022/23 CHANGE
SALARIES	\$ 281,257	\$ 274,252	\$ 266,482	\$ 277,637	\$ 272,888	\$ 275,659	\$ 295,309	6%
TRAINING	\$ 4,724	\$ -	\$ -	\$ 10,000	\$ -	\$ 10,000	\$ 9,000	-10%
OPERATIONS	\$ 339,660	\$ 181,095	\$ 181,836	\$ 630,246	\$ 344,607	\$ 630,246	\$ 528,834	-16%
CAPITAL	\$ 48,700	\$ 148,880	\$ 14,899	\$ -	\$ 6,115	\$ -	\$ -	0%
TOTAL	\$ 674,341	\$ 604,227	\$ 463,217	\$ 917,883	\$ 623,611	\$ 915,905	\$ 833,143	↓ -9%

BUDGET RECONCILIATION

FY 2023 BASE BUDGET ADJUSTMENTS	ONE-TIME	RECURRING	TOTAL
Training budget reduced by Commissioners during Budget Workshop and Public Hearings	\$ -	\$ (1,000)	\$ (1,000)
Operations budget reduced by Commissioners during Budget Workshop and Public Hearings	\$ -	\$ (101,412)	\$ (101,412)
TOTAL			\$ (102,412)

DISTRICT CLERK - RECORDS MANAGEMENT & PRESERVATION

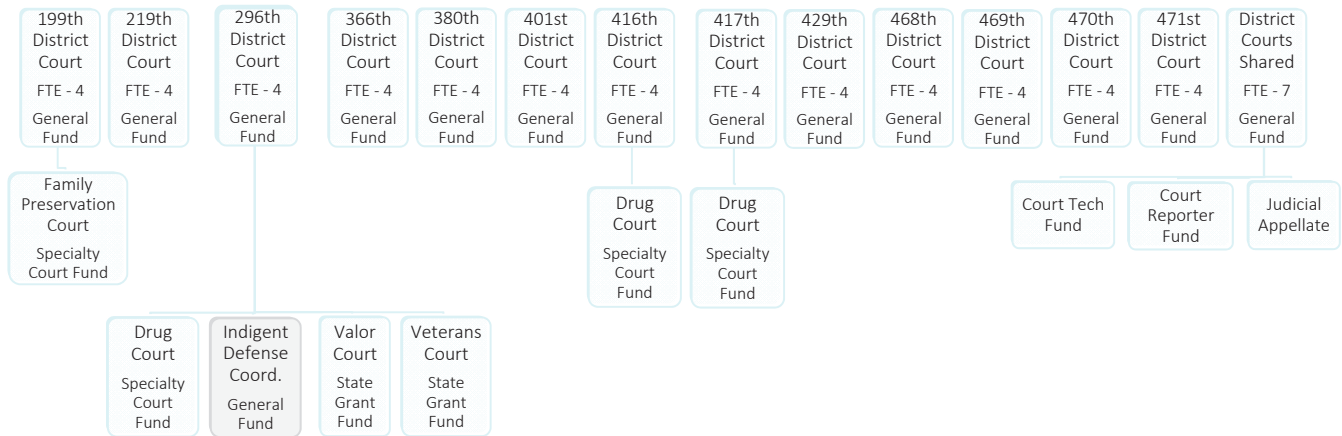
	FY 2019 ACTUAL	FY 2020 ACTUAL	FY 2021 ACTUAL	FY 2022 ADOPTED	FY 2022 YTD ACTUAL	FY 2023 REQUESTED	FY 2023 ADOPTED	FY 2022/23 CHANGE
SALARIES	\$ 138,985	\$ 102,362	\$ 64,984	\$ 67,743	\$ 67,842	\$ 68,137	\$ 73,791	9%
TOTAL	\$ 138,985	\$ 102,362	\$ 64,984	\$ 67,743	\$ 67,842	\$ 68,137	\$ 73,791	↑ 9%

District Courts

PURPOSE

To efficiently, impartially and fairly manage and resolve the variety of controversies and disputes that are filed with and fall under the jurisdiction of the court. The jurisdiction of this Court is determined by the constitution and statute. It is subject to change and alteration by the legislature, but generally speaking, the jurisdiction includes felony criminal cases, civil cases with higher amounts of controversy, and

REPORTING STRUCTURE



FTE POSITION SUMMARY

	FY 2020 ADOPTED	FY 2021 ADOPTED	FY 2022 ADOPTED	FY 2022 YTD ACTUAL	FY 2023 REQUESTED	FY 2023 ADOPTED	FY 2022/23 CHANGE
199th DISTRICT COURT							
Court Coordinator	1	1	1	1	0	1	0
Court Officer	1	1	1	1	0	1	0
Court Reporter	1	1	1	1	0	1	0
District Judge	1	1	1	1	0	1	0
219th DISTRICT COURT							
Court Coordinator	1	1	1	1	0	1	0
Court Officer	1	1	1	1	0	1	0
Court Reporter	1	1	1	1	0	1	0
District Judge	1	1	1	1	0	1	0
296th DISTRICT COURT							
Court Coordinator	1	1	1	1	0	1	0
Court Officer	1	1	1	1	0	1	0
Court Reporter	1	1	1	1	0	1	0
District Judge	1	1	1	1	0	1	0
366th DISTRICT COURT							
Court Coordinator	1	1	1	1	0	1	0
Court Officer	1	1	1	1	0	1	0
Court Reporter	1	1	1	1	0	1	0
District Judge	1	1	1	1	0	1	0
380th DISTRICT COURT							
Court Coordinator	1	1	1	1	0	1	0
Court Officer	1	1	1	1	0	1	0
Court Reporter	1	1	1	1	0	1	0
District Judge	1	1	1	1	0	1	0

District Courts

FTE POSITION SUMMARY CONTINUED

	FY 2020 ADOPTED	FY 2021 ADOPTED	FY 2022 ADOPTED	FY 2022 YTD ACTUAL	FY 2023 REQUESTED	FY 2023 ADOPTED	FY 2022/23 CHANGE
401st DISTRICT COURT							
Court Coordinator	1	1	1	1	0	1	0
Court Officer	1	1	1	1	0	1	0
Court Reporter	1	1	1	1	0	1	0
District Judge	1	1	1	1	0	1	0
416th DISTRICT COURT							
Court Coordinator	1	1	1	1	0	1	0
Court Officer	1	1	1	1	0	1	0
Court Reporter	1	1	1	1	0	1	0
District Judge	1	1	1	1	0	1	0
417th DISTRICT COURT							
Court Coordinator	1	1	1	1	0	1	0
Court Officer	1	1	1	1	0	1	0
Court Reporter	1	1	1	1	0	1	0
District Judge	1	1	1	1	0	1	0
429th DISTRICT COURT							
Court Coordinator	1	1	1	1	0	1	0
Court Officer	1	1	1	1	0	1	0
Court Reporter	1	1	1	1	0	1	0
District Judge	1	1	1	1	0	1	0
468th DISTRICT COURT							
Court Coordinator	1	1	1	1	0	1	0
Court Officer	1	1	1	1	0	1	0
Court Reporter	1	1	1	1	0	1	0
District Judge	1	1	1	1	0	1	0
469th DISTRICT COURT							
Court Coordinator	1	1	1	1	0	1	0
Court Officer	1	1	1	1	0	1	0
Court Reporter	1	1	1	1	0	1	0
District Judge	1	1	1	1	0	1	0
470th DISTRICT COURT							
Court Coordinator	1	1	1	1	0	1	0
Court Officer	1	1	1	1	0	1	0
Court Reporter	1	1	1	1	0	1	0
District Judge	1	1	1	1	0	1	0
471st DISTRICT COURT							
Court Coordinator	1	1	1	1	0	1	0
Court Officer	1	1	1	1	0	1	0
Court Reporter	1	1	1	1	0	1	0
District Judge	1	1	1	1	0	1	0
DISTRICT COURTS SHARED							
Auxiliary Court Liaison	1	1	1	1	0	1	0
Court Administrator	1	1	1	1	0	1	0
Court Officer	2	2	2	2	0	2	0
Court Reporter	0	0	0	0	2	2	↑ 2
Deputy Court Administrator	0	0	0	0	1	0	↑ 0
Deputy Court Admin Assistant	0	0	0	0	0	1	↑ 1
Pro Se Coordinator	0	0	0	0	1	0	0


District Courts

FTE POSITION SUMMARY CONTINUED


	FY 2020 ADOPTED	FY 2021 ADOPTED	FY 2022 ADOPTED	FY 2022 YTD ACTUAL	FY 2023 REQUESTED	FY 2023 ADOPTED	FY 2022/23 CHANGE
VALOR COURT							
Clinical Services Coordinator	0	1	0	0	0	0	0
VETERANS COURT							
Case Coordinator	0	2	0	0	0	0	0
Clinical Services Coordinator	0	1	0	0	0	0	0
Program Administrator	0	1	0	0	0	0	0
TOTAL	56	61	56	56	4	59	↑ 3

PERFORMANCE MEASURES

GOAL: To clear (dispose of) at least as many cases as have been filed/reopened/reactivated in a period by having a clearance rate of 100 percent or higher.

PERFORMANCE MEASURES	STRATEGIC GOAL	FY 2019 ACTUAL	FY 2020 ACTUAL	FY 2021 ACTUAL	FY 2022 ACTUAL	FY 2023 TARGET
Civil Clearance Rate	 Efficient and Open Government	101.5%	97.7%	100%	101.7%	100%
Family Clearance Rate		103.6%	91.9%	101.9%	103.8%	100%
Criminal Clearance Rate		88.3%	89.1%	106.5%	131.1%	100%
Juvenile Clearance Rate		98.6%	102.8%	92.5%	92.5%	100%

GOAL: To reduce backlog of pending court cases measured by achieving a backlog index of 1.0 or less.

PERFORMANCE MEASURES	STRATEGIC GOAL	FY 2019 ACTUAL	FY 2020 ACTUAL	FY 2021 ACTUAL	FY 2022 ACTUAL	FY 2023 TARGET
Civil Cases	 Efficient and Open Government	0.6	0.6	0.6	0.6	<1.0
Family Cases		0.5	0.5	0.6	0.5	<1.0
Criminal Cases		0.8	1.2	0.9	0.7	<1.0
Juvenile Cases		0.3	0.5	0.4	0.5	<1.0

BUDGET SUMMARY

199th DISTRICT COURT

	FY 2019 ACTUAL	FY 2020 ACTUAL	FY 2021 ACTUAL	FY 2022 ADOPTED	FY 2022 YTD ACTUAL	FY 2023 REQUESTED	FY 2023 ADOPTED	FY 2022/23 CHANGE
SALARIES	\$ 341,798	\$ 365,906	\$ 374,929	\$ 393,151	\$ 390,937	\$ 378,162	\$ 329,864	-16%
TRAINING	\$ 2,566	\$ 1,121	\$ 1,901	\$ 7,050	\$ 6,349	\$ 7,050	\$ 6,030	-14%
OPERATIONS	\$ 2,415	\$ 1,952	\$ 1,782	\$ 3,778	\$ 1,565	\$ 9,520	\$ 3,778	0%
TOTAL	\$ 346,779	\$ 368,979	\$ 378,611	\$ 403,979	\$ 398,851	\$ 394,732	\$ 339,672	↓ -16%

BUDGET RECONCILIATION

FY 2023 BASE BUDGET ADJUSTMENTS	ONE-TIME	RECURRING	TOTAL
Training budget reduced by Commissioners during Budget Workshop and Public Hearings	\$ -	\$ (1,020)	\$ (1,020)
TOTAL			\$ (1,020)

District Courts

BUDGET SUMMARY CONTINUED

199th DISTRICT COURT - FAMILY PRESERVATION COURT

	FY 2019 ACTUAL	FY 2020 ACTUAL	FY 2021 ACTUAL	FY 2022 ADOPTED	FY 2022 YTD ACTUAL	FY 2023 REQUESTED	FY 2023 ADOPTED	FY 2022/23 CHANGE
TRAINING	\$ 1,080	\$ -	\$ -	\$ -	\$ -	\$ -	\$ 4,000	0%
OPERATIONS	\$ 18,599	\$ 7,015	\$ -	\$ 6,875	\$ -	\$ 6,875	\$ 2,875	-58%
TOTAL	\$ 19,679	\$ 7,015	\$ -	\$ 6,875	\$ -	\$ 6,875	\$ 6,875	0%

219th DISTRICT COURT

	FY 2019 ACTUAL	FY 2020 ACTUAL	FY 2021 ACTUAL	FY 2022 ADOPTED	FY 2022 YTD ACTUAL	FY 2023 REQUESTED	FY 2023 ADOPTED	FY 2022/23 CHANGE
SALARIES	\$ 364,073	\$ 384,628	\$ 392,003	\$ 390,715	\$ 388,627	\$ 385,951	\$ 411,733	5%
TRAINING	\$ 4,906	\$ 1,987	\$ 1,422	\$ 6,250	\$ 3,851	\$ 6,750	\$ 5,760	-8%
OPERATIONS	\$ 5,020	\$ 3,490	\$ 872	\$ 4,778	\$ 1,442	\$ 10,020	\$ 4,278	-10%
TOTAL	\$ 374,000	\$ 390,106	\$ 394,297	\$ 401,743	\$ 393,920	\$ 402,721	\$ 421,771	5%

BUDGET RECONCILIATION

FY 2023 BASE BUDGET ADJUSTMENTS

	ONE-TIME	RECURRING	TOTAL
Training budget reduced by Commissioners during Budget Workshop and Public Hearings	\$ -	\$ (990)	\$ (990)
TOTAL			\$ (990)

296th DISTRICT COURT

	FY 2019 ACTUAL	FY 2020 ACTUAL	FY 2021 ACTUAL	FY 2022 ADOPTED	FY 2022 YTD ACTUAL	FY 2023 REQUESTED	FY 2023 ADOPTED	FY 2022/23 CHANGE
SALARIES	\$ 360,371	\$ 377,623	\$ 353,854	\$ 376,110	\$ 360,051	\$ 373,557	\$ 398,543	6%
TRAINING	\$ 3,351	\$ 330	\$ 3,286	\$ 7,250	\$ 4,385	\$ 8,000	\$ 6,853	-5%
OPERATIONS	\$ 2,871	\$ 3,273	\$ 2,148	\$ 5,347	\$ 2,207	\$ 9,270	\$ 3,528	-34%
TOTAL	\$ 366,593	\$ 381,225	\$ 359,287	\$ 388,707	\$ 366,642	\$ 390,827	\$ 408,924	5%

BUDGET RECONCILIATION

FY 2023 BASE BUDGET ADJUSTMENTS

	ONE-TIME	RECURRING	TOTAL
Training budget reduced by Commissioners during Budget Workshop and Public Hearings	\$ -	\$ (1,147)	\$ (1,147)
TOTAL			\$ (1,147)

296th DISTRICT COURT - DRUG COURT

	FY 2019 ACTUAL	FY 2020 ACTUAL	FY 2021 ACTUAL	FY 2022 ADOPTED	FY 2022 YTD ACTUAL	FY 2023 REQUESTED	FY 2023 ADOPTED	FY 2022/23 CHANGE
TRAINING	\$ 473	\$ -	\$ 70	\$ -	\$ -	\$ -	\$ 6,000	0%
OPERATIONS	\$ 38,906	\$ 3,900	\$ 3,500	\$ 10,375	\$ -	\$ 10,375	\$ 4,375	-58%
TOTAL	\$ 39,379	\$ 3,900	\$ 3,570	\$ 10,375	\$ -	\$ 10,375	\$ 10,375	0%

296th DISTRICT COURT - VALOR COURT

	FY 2019 ACTUAL	FY 2020 ACTUAL	FY 2021 ACTUAL	FY 2022 ADOPTED	FY 2022 YTD ACTUAL	FY 2023 REQUESTED	FY 2023 ADOPTED	FY 2022/23 CHANGE
SALARIES	\$ -	\$ 27,644	\$ 104,964	\$ -	\$ -	\$ -	\$ -	0%
OPERATIONS	\$ 29,110	\$ 149,067	\$ 112,518	\$ -	\$ 201,302	\$ -	\$ -	0%
TOTAL	\$ 29,110	\$ 176,710	\$ 217,482	\$ -	\$ 201,302	\$ -	\$ -	0%

District Courts

BUDGET SUMMARY CONTINUED

296th DISTRICT COURT - VETERANS COURT

	FY 2019 ACTUAL	FY 2020 ACTUAL	FY 2021 ACTUAL	FY 2022 ADOPTED	FY 2022 YTD ACTUAL	FY 2023 REQUESTED	FY 2023 ADOPTED	FY 2022/23 CHANGE
SALARIES	\$ -	\$ 63,420	\$ 224,458	\$ -	\$ -	\$ -	\$ -	0%
TRAINING	\$ 1,978	\$ 612	\$ 6,684	\$ -	\$ 1,983	\$ -	\$ -	0%
OPERATIONS	\$ 242,365	\$ 226,827	\$ 132,690	\$ -	\$ 355,720	\$ -	\$ -	0%
TOTAL	\$ 244,343	\$ 290,859	\$ 363,832	\$ -	\$ 357,702	\$ -	\$ -	0%

366th DISTRICT COURT

	FY 2019 ACTUAL	FY 2020 ACTUAL	FY 2021 ACTUAL	FY 2022 ADOPTED	FY 2022 YTD ACTUAL	FY 2023 REQUESTED	FY 2023 ADOPTED	FY 2022/23 CHANGE
SALARIES	\$ 343,799	\$ 380,027	\$ 394,606	\$ 417,149	\$ 415,985	\$ 415,074	\$ 443,177	6%
TRAINING	\$ 3,447	\$ 1,170	\$ 2,923	\$ 7,200	\$ 6,205	\$ 7,200	\$ 6,158	-14%
OPERATIONS	\$ 2,520	\$ 3,780	\$ 1,596	\$ 5,377	\$ 4,209	\$ 10,050	\$ 4,308	-20%
TOTAL	\$ 349,767	\$ 384,977	\$ 399,125	\$ 429,726	\$ 426,399	\$ 432,324	\$ 453,643	↑ 6%

BUDGET RECONCILIATION

FY 2023 BASE BUDGET ADJUSTMENTS	ONE-TIME	RECURRING	TOTAL
Training budget reduced by Commissioners during Budget Workshop and Public Hearings	\$ -	\$ (1,042)	\$ (1,042)
TOTAL			\$ (1,042)

380th DISTRICT COURT

	FY 2019 ACTUAL	FY 2020 ACTUAL	FY 2021 ACTUAL	FY 2022 ADOPTED	FY 2022 YTD ACTUAL	FY 2023 REQUESTED	FY 2023 ADOPTED	FY 2022/23 CHANGE
SALARIES	\$ 375,557	\$ 385,345	\$ 396,208	\$ 414,357	\$ 413,237	\$ 409,643	\$ 437,240	6%
TRAINING	\$ 6,235	\$ 1,120	\$ 207	\$ 7,735	\$ 4,413	\$ 7,735	\$ 6,610	-15%
OPERATIONS	\$ 2,292	\$ 1,627	\$ 658	\$ 4,308	\$ 1,693	\$ 10,423	\$ 4,308	0%
TOTAL	\$ 384,084	\$ 388,091	\$ 397,073	\$ 426,400	\$ 419,344	\$ 427,801	\$ 448,158	↑ 5%

BUDGET RECONCILIATION

FY 2023 BASE BUDGET ADJUSTMENTS	ONE-TIME	RECURRING	TOTAL
Training budget reduced by Commissioners during Budget Workshop and Public Hearings	\$ -	\$ (1,125)	\$ (1,125)
TOTAL			\$ (1,125)

401st DISTRICT COURT

	FY 2019 ACTUAL	FY 2020 ACTUAL	FY 2021 ACTUAL	FY 2022 ADOPTED	FY 2022 YTD ACTUAL	FY 2023 REQUESTED	FY 2023 ADOPTED	FY 2022/23 CHANGE
SALARIES	\$ 380,564	\$ 376,303	\$ 402,799	\$ 389,877	\$ 389,055	\$ 389,447	\$ 415,558	7%
TRAINING	\$ 5,958	\$ 926	\$ 4,041	\$ 6,950	\$ 6,323	\$ 6,300	\$ 5,378	-23%
OPERATIONS	\$ 3,560	\$ 2,432	\$ 4,902	\$ 4,393	\$ 3,194	\$ 13,239	\$ 5,043	15%
TOTAL	\$ 390,083	\$ 379,661	\$ 411,743	\$ 401,220	\$ 398,572	\$ 408,986	\$ 425,979	↑ 6%

District Courts

BUDGET SUMMARY CONTINUED

BUDGET RECONCILIATION

FY 2023 BASE BUDGET ADJUSTMENTS	ONE-TIME	RECURRING	TOTAL
Training budget reduced by Commissioners during Budget Workshop and Public Hearings	\$ -	\$ (922)	\$ (922)
TOTAL			\$ (922)

416th DISTRICT COURT

	FY 2019 ACTUAL	FY 2020 ACTUAL	FY 2021 ACTUAL	FY 2022 ADOPTED	FY 2022 YTD ACTUAL	FY 2023 REQUESTED	FY 2023 ADOPTED	FY 2022/23 CHANGE
SALARIES	\$ 343,768	\$ 360,267	\$ 372,332	\$ 390,862	\$ 388,365	\$ 387,359	\$ 414,541	6%
TRAINING	\$ 6,396	\$ 4,229	\$ 1,347	\$ 8,000	\$ 7,752	\$ 8,000	\$ 6,815	-15%
OPERATIONS	\$ 2,156	\$ 1,583	\$ 2,061	\$ 4,191	\$ 1,207	\$ 9,186	\$ 3,528	-16%
TOTAL	\$ 352,320	\$ 366,079	\$ 375,741	\$ 403,053	\$ 397,324	\$ 404,545	\$ 424,884	↑ 5%

BUDGET RECONCILIATION

FY 2023 BASE BUDGET ADJUSTMENTS	ONE-TIME	RECURRING	TOTAL
Training budget reduced by Commissioners during Budget Workshop and Public Hearings	\$ -	\$ (1,185)	\$ (1,185)
TOTAL			\$ (1,185)

416th DISTRICT COURT - DRUG COURT

	FY 2019 ACTUAL	FY 2020 ACTUAL	FY 2021 ACTUAL	FY 2022 ADOPTED	FY 2022 YTD ACTUAL	FY 2023 REQUESTED	FY 2023 ADOPTED	FY 2022/23 CHANGE
TRAINING	\$ 4,146	\$ -	\$ -	\$ -	\$ 4,746	\$ -	\$ 3,000	0%
OPERATIONS	\$ 7,079	\$ 4,900	\$ 5,000	\$ 6,875	\$ 1,243	\$ 6,875	\$ 3,875	-44%
TOTAL	\$ 11,225	\$ 4,900	\$ 5,000	\$ 6,875	\$ 5,988	\$ 6,875	\$ 6,875	0%

417th DISTRICT COURT

	FY 2019 ACTUAL	FY 2020 ACTUAL	FY 2021 ACTUAL	FY 2022 ADOPTED	FY 2022 YTD ACTUAL	FY 2023 REQUESTED	FY 2023 ADOPTED	FY 2022/23 CHANGE
SALARIES	\$ 391,231	\$ 416,147	\$ 420,856	\$ 439,139	\$ 437,152	\$ 432,042	\$ 461,343	5%
TRAINING	\$ 4,426	\$ 4,691	\$ 3,729	\$ 6,700	\$ 5,245	\$ 6,700	\$ 5,725	-15%
OPERATIONS	\$ 3,050	\$ 4,328	\$ 2,252	\$ 4,828	\$ 3,650	\$ 11,137	\$ 4,828	0%
TOTAL	\$ 398,707	\$ 425,166	\$ 426,837	\$ 450,667	\$ 446,047	\$ 449,879	\$ 471,896	↑ 5%

BUDGET RECONCILIATION

FY 2023 BASE BUDGET ADJUSTMENTS	ONE-TIME	RECURRING	TOTAL
Training budget reduced by Commissioners during Budget Workshop and Public Hearings	\$ -	\$ (975)	\$ (975)
TOTAL			\$ (975)

417th DISTRICT COURT - DRUG COURT

	FY 2019 ACTUAL	FY 2020 ACTUAL	FY 2021 ACTUAL	FY 2022 ADOPTED	FY 2022 YTD ACTUAL	FY 2023 REQUESTED	FY 2023 ADOPTED	FY 2022/23 CHANGE
TRAINING	\$ -	\$ -	\$ -	\$ -	\$ 500	\$ -	\$ 3,000	0%
OPERATIONS	\$ 30,365	\$ 625	\$ 773	\$ 6,875	\$ 2,253	\$ 6,875	\$ 3,875	-44%
TOTAL	\$ 30,365	\$ 625	\$ 773	\$ 6,875	\$ 2,753	\$ 6,875	\$ 6,875	0%

District Courts

BUDGET SUMMARY CONTINUED

429th DISTRICT COURT

	FY 2019 ACTUAL	FY 2020 ACTUAL	FY 2021 ACTUAL	FY 2022 ADOPTED	FY 2022 YTD ACTUAL	FY 2023 REQUESTED	FY 2023 ADOPTED	FY 2022/23 CHANGE
SALARIES	\$ 323,340	\$ 357,338	\$ 369,997	\$ 390,836	\$ 387,969	\$ 387,861	\$ 414,863	6%
TRAINING	\$ 2,931	\$ 75	\$ 3,140	\$ 7,343	\$ 3,780	\$ 7,343	\$ 6,280	-14%
OPERATIONS	\$ 2,554	\$ 2,133	\$ 1,360	\$ 4,975	\$ 3,493	\$ 10,809	\$ 4,975	0%
TOTAL	\$ 328,825	\$ 359,545	\$ 374,497	\$ 403,154	\$ 395,241	\$ 406,013	\$ 426,118	↑ 6%

BUDGET RECONCILIATION

FY 2023 BASE BUDGET ADJUSTMENTS	ONE-TIME	RECURRING	TOTAL
Training budget reduced by Commissioners during Budget Workshop and Public Hearings	\$ -	\$ (1,063)	\$ (1,063)
TOTAL			\$ (1,063)

468th DISTRICT COURT

	FY 2019 ACTUAL	FY 2020 ACTUAL	FY 2021 ACTUAL	FY 2022 ADOPTED	FY 2022 YTD ACTUAL	FY 2023 REQUESTED	FY 2023 ADOPTED	FY 2022/23 CHANGE
SALARIES	\$ 183	\$ 356,479	\$ 379,950	\$ 401,394	\$ 397,310	\$ 399,451	\$ 426,334	6%
TRAINING	\$ -	\$ 3,091	\$ 1,739	\$ 9,650	\$ 3,670	\$ 9,350	\$ 7,985	-17%
OPERATIONS	\$ 18,922	\$ 44,348	\$ 6,802	\$ 6,335	\$ 3,931	\$ 8,535	\$ 6,635	5%
CAPITAL	\$ 4,021	\$ -	\$ -	\$ -	\$ -	\$ -	\$ -	0%
TOTAL	\$ 23,125	\$ 403,918	\$ 388,492	\$ 417,379	\$ 404,911	\$ 417,336	\$ 440,954	↑ 6%

BUDGET RECONCILIATION

FY 2023 BASE BUDGET ADJUSTMENTS	ONE-TIME	RECURRING	TOTAL
Training budget reduced by Commissioners during Budget Workshop and Public Hearings	\$ -	\$ (1,365)	\$ (1,365)
TOTAL			\$ (1,365)

469th DISTRICT COURT

	FY 2019 ACTUAL	FY 2020 ACTUAL	FY 2021 ACTUAL	FY 2022 ADOPTED	FY 2022 YTD ACTUAL	FY 2023 REQUESTED	FY 2023 ADOPTED	FY 2022/23 CHANGE
SALARIES	\$ 347,850	\$ 362,304	\$ 370,710	\$ 388,994	\$ 385,237	\$ 385,100	\$ 411,820	6%
TRAINING	\$ 3,363	\$ 1,678	\$ 1,538	\$ 7,850	\$ 1,794	\$ 7,700	\$ 6,725	-14%
OPERATIONS	\$ 4,161	\$ 1,929	\$ 2,051	\$ 5,319	\$ 2,378	\$ 8,200	\$ 4,400	-17%
TOTAL	\$ 355,375	\$ 365,912	\$ 374,300	\$ 402,163	\$ 389,409	\$ 401,000	\$ 422,945	↑ 5%

BUDGET RECONCILIATION

FY 2023 BASE BUDGET ADJUSTMENTS	ONE-TIME	RECURRING	TOTAL
Training budget reduced by Commissioners during Budget Workshop and Public Hearings	\$ -	\$ (975)	\$ (975)
TOTAL			\$ (975)

District Courts

BUDGET SUMMARY CONTINUED

470th DISTRICT COURT

	FY 2019 ACTUAL	FY 2020 ACTUAL	FY 2021 ACTUAL	FY 2022 ADOPTED	FY 2022 YTD ACTUAL	FY 2023 REQUESTED	FY 2023 ADOPTED	FY 2022/23 CHANGE
SALARIES	\$ 329,116	\$ 346,292	\$ 358,506	\$ 372,193	\$ 371,541	\$ 369,940	\$ 394,504	6%
TRAINING	\$ 7,294	\$ 3,908	\$ 3,393	\$ 8,500	\$ 4,680	\$ 7,850	\$ 6,703	-21%
OPERATIONS	\$ 2,414	\$ 2,781	\$ 1,632	\$ 3,000	\$ 3,127	\$ 3,650	\$ 3,650	22%
TOTAL	\$ 338,823	\$ 352,981	\$ 363,531	\$ 383,693	\$ 379,348	\$ 381,440	\$ 404,857	↑ 6%

BUDGET RECONCILIATION

FY 2023 BASE BUDGET ADJUSTMENTS	ONE-TIME	RECURRING	TOTAL
Training budget reduced by Commissioners during Budget Workshop and Public Hearings	\$ -	\$ (1,147)	\$ (1,147)
TOTAL			\$ (1,147)

471st DISTRICT COURT

	FY 2019 ACTUAL	FY 2020 ACTUAL	FY 2021 ACTUAL	FY 2022 ADOPTED	FY 2022 YTD ACTUAL	FY 2023 REQUESTED	FY 2023 ADOPTED	FY 2022/23 CHANGE
SALARIES	\$ 1,657	\$ 359,865	\$ 372,972	\$ 389,531	\$ 390,073	\$ 386,494	\$ 412,068	6%
TRAINING	\$ -	\$ 1,341	\$ 537	\$ 7,050	\$ 1,876	\$ 11,485	\$ 9,800	39%
OPERATIONS	\$ 18,855	\$ 40,835	\$ 3,786	\$ 8,935	\$ 2,585	\$ 5,450	\$ 4,500	-50%
CAPITAL	\$ 3,997	\$ -	\$ -	\$ -	\$ -	\$ -	\$ -	0%
TOTAL	\$ 24,510	\$ 402,042	\$ 377,295	\$ 405,516	\$ 394,534	\$ 403,429	\$ 426,368	↑ 5%

BUDGET RECONCILIATION

FY 2023 BASE BUDGET ADJUSTMENTS	ONE-TIME	RECURRING	TOTAL
Training budget reduced by Commissioners during Budget Workshop and Public Hearings	\$ -	\$ (1,685)	\$ (1,685)
TOTAL			\$ (1,685)

DISTRICT COURTS SHARED

	FY 2019 ACTUAL	FY 2020 ACTUAL	FY 2021 ACTUAL	FY 2022 ADOPTED	FY 2022 YTD ACTUAL	FY 2023 REQUESTED	FY 2023 ADOPTED	FY 2022/23 CHANGE
SALARIES	\$ 393,708	\$ 387,619	\$ 403,051	\$ 425,278	\$ 455,935	\$ 811,360	\$ 859,814	102%
TRAINING	\$ 7,467	\$ 1,329	\$ 3,595	\$ 10,100	\$ 575	\$ 13,650	\$ 12,085	20%
OPERATIONS	\$ 364,812	\$ 188,283	\$ 193,803	\$ 484,552	\$ 209,015	\$ 543,206	\$ 374,468	-23%
TOTAL	\$ 765,986	\$ 577,231	\$ 600,450	\$ 919,930	\$ 665,526	\$ 1,368,216	\$ 1,246,367	↑ 35%

BUDGET RECONCILIATION

FY 2023 PERSONNEL CHANGES	ONE-TIME	RECURRING	TOTAL
Creation of one (1) Deputy Court Administrator Assistant	\$ -	\$ 61,229	\$ 61,229
Creation of two (2) Court Reporters - CAC and Aux	\$ -	\$ 320,824	\$ 320,824
Training budget reduced by Commissioners during Budget Workshop and Public Hearings	\$ -	\$ (1,365)	\$ (1,365)
Operations budget reduced by Commissioners during Budget Workshop and Public Hearings	\$ -	\$ (110,884)	\$ (110,884)
TOTAL			\$ 269,804

District Courts

BUDGET SUMMARY CONTINUED

DISTRICT COURTS SHARED - COURT REPORTER

	FY 2019 ACTUAL	FY 2020 ACTUAL	FY 2021 ACTUAL	FY 2022 ADOPTED	FY 2022 YTD ACTUAL	FY 2023 REQUESTED	FY 2023 ADOPTED	FY 2022/23 CHANGE
OPERATIONS	\$ 306,894	\$ 264,522	\$ 276,429	\$ 357,140	\$ 355,331	\$ 357,140	\$ 239,145	-33%
TOTAL	\$ 306,894	\$ 264,522	\$ 276,429	\$ 357,140	\$ 355,331	\$ 357,140	\$ 239,145	↓ -33%

BUDGET RECONCILIATION

FY 2023 BASE BUDGET ADJUSTMENTS	ONE-TIME	RECURRING	TOTAL
Substitute Court Reporter line reduced in conjunction with the creation of 2 full-time Court Reporters	\$ -	\$ (117,995)	\$ (117,995)
TOTAL			\$ (117,995)

DISTRICT COURTS SHARED - COURT TECHNOLOGY

	FY 2019 ACTUAL	FY 2020 ACTUAL	FY 2021 ACTUAL	FY 2022 ADOPTED	FY 2022 YTD ACTUAL	FY 2023 REQUESTED	FY 2023 ADOPTED	FY 2022/23 CHANGE
OPERATIONS	\$ 11,724	\$ 2,902	\$ 170	\$ 2,016	\$ -	\$ 2,016	\$ 2,016	0%
TOTAL	\$ 11,724	\$ 2,902	\$ 170	\$ 2,016	\$ -	\$ 2,016	\$ 2,016	0%

DISTRICT COURTS SHARED - JUDICIAL APPELLATE

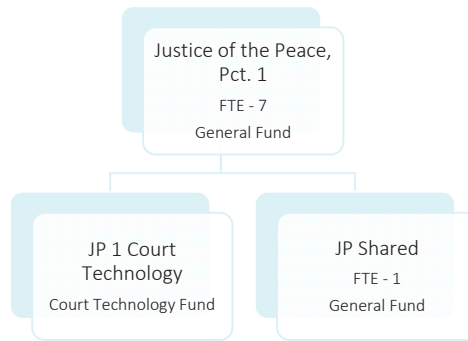
	FY 2019 ACTUAL	FY 2020 ACTUAL	FY 2021 ACTUAL	FY 2022 ADOPTED	FY 2022 YTD ACTUAL	FY 2023 REQUESTED	FY 2023 ADOPTED	FY 2022/23 CHANGE
OPERATIONS	\$ 43,047	\$ 3,469	\$ -	\$ 83,000	\$ 89,678	\$ 79,000	\$ 79,000	-5%
TOTAL	\$ 43,047	\$ 3,469	\$ -	\$ 83,000	\$ 89,678	\$ 79,000	\$ 79,000	↓ -5%

Justice of the Peace, Pct. 1

PURPOSE

Justice of the Peace presides over criminal cases including traffic and other Class C misdemeanor cases punishable by fine only, hear landlord and tenant disputes, cases involving mental health issues, and truancy cases. They also preside over Civil cases, including Debt Claims, Eviction, and Small Claims, where the amount in controversy does not exceed \$20,000. Justice of the Peace Courts collect the fines and fees for various civil and criminal cases filed.

REPORTING STRUCTURE




FTE POSITION SUMMARY


	FY 2020 ADOPTED	FY 2021 ADOPTED	FY 2022 ADOPTED	FY 2022 YTD ACTUAL	FY 2023 REQUESTED	FY 2023 ADOPTED	FY 2022/23 CHANGE
JUSTICE OF THE PEACE, PCT. 1							
JP Court Administrator	1	1	1	1	0	1	0
Justice of the Peace Judge	1	1	1	1	0	1	0
Legal Clerk I	4	4	4	4	0	4	0
Legal Clerk II	1	1	1	1	0	1	0
JUSTICE OF THE PEACE, SHARED							
Functional Analyst	1	1	1	1	0	1	0
TOTAL	8	8	8	8	0	8	0

PERFORMANCE MEASURES

GOAL: To clear (dispose of) at least as many cases as have been filed/reopened/reactivated in a period by having a clearance rate of 100 percent or higher.

PERFORMANCE MEASURES	STRATEGIC GOAL	FY 2019 ACTUAL	FY 2020 ACTUAL	FY 2021 ACTUAL	FY 2022 ACTUAL	FY 2023 TARGET
New Cases Filed/Reopened		9,882	7,167	6,847	6,704	5,944
Total Cases Disposed/Inactive	Efficient and Open Government	9,340	7,839	6,512	6,756	6,097
Clearance Rate		95%	109%	95%	101%	103%

GOAL: To reduce backlog of pending court cases.

PERFORMANCE MEASURES	STRATEGIC GOAL	FY 2019 ACTUAL	FY 2020 ACTUAL	FY 2021 ACTUAL	FY 2022 ACTUAL	FY 2023 TARGET
Backlog		5,137	4,465	4,800	4,705	4,586
% Change	Efficient and Open Government	12%	-13%	8%	-2%	-3%
Backlog Reduced from Previous Year		No	Yes	No	Yes	Yes

Justice of the Peace, Pct. 1

BUDGET SUMMARY

JUSTICE OF THE PEACE, PCT. 1

	FY 2019 ACTUAL	FY 2020 ACTUAL	FY 2021 ACTUAL	FY 2022 ADOPTED	FY 2022 YTD ACTUAL	FY 2023 REQUESTED	FY 2023 ADOPTED	FY 2022/23 CHANGE
SALARIES	\$ 754,576	\$ 614,483	\$ 577,038	\$ 598,522	\$ 564,420	\$ 593,495	\$ 629,072	5%
TRAINING	\$ 6,384	\$ -	\$ 2,367	\$ 8,200	\$ 1,390	\$ 8,200	\$ 7,380	-10%
OPERATIONS	\$ 3,119	\$ 1,889	\$ 2,615	\$ 3,350	\$ 1,619	\$ 3,350	\$ 3,350	0%
TOTAL	\$ 764,079	\$ 616,372	\$ 582,021	\$ 610,072	\$ 567,429	\$ 605,045	\$ 639,802 ↑	5%

BUDGET RECONCILIATION

FY 2023 BASE BUDGET ADJUSTMENTS	ONE-TIME	RECURRING	TOTAL
Training budget reduced by Commissioners during Budget Workshop and Public Hearings	\$ -	\$ (820)	\$ (820)
TOTAL			\$ (820)

JUSTICE OF THE PEACE, PCT. 1 - COURT TECHNOLOGY

	FY 2019 ACTUAL	FY 2020 ACTUAL	FY 2021 ACTUAL	FY 2022 ADOPTED	FY 2022 YTD ACTUAL	FY 2023 REQUESTED	FY 2023 ADOPTED	FY 2022/23 CHANGE
TRAINING	\$ 1,567	\$ 594	\$ 1,087	\$ 8,735	\$ 1,268	\$ 8,735	\$ 8,735	0%
OPERATIONS	\$ 7,972	\$ -	\$ 530	\$ -	\$ 992	\$ -	\$ -	0%
CAPITAL	\$ -	\$ -	\$ 2,760	\$ -	\$ -	\$ -	\$ -	0%
TOTAL	\$ 9,539	\$ 594	\$ 4,377	\$ 8,735	\$ 2,260	\$ 8,735	\$ 8,735	0%

JUSTICE OF THE PEACE, SHARED

	FY 2019 ACTUAL	FY 2020 ACTUAL	FY 2021 ACTUAL	FY 2022 ADOPTED	FY 2022 YTD ACTUAL	FY 2023 REQUESTED	FY 2023 ADOPTED	FY 2022/23 CHANGE
SALARIES	\$ 94,208	\$ 97,333	\$ 105,723	\$ 105,864	\$ 113,022	\$ 106,533	\$ 114,066	8%
TRAINING	\$ 1,303	\$ -	\$ -	\$ 1,300	\$ -	\$ 1,300	\$ 1,300	0%
OPERATIONS	\$ 3,172	\$ 2,816	\$ 3,830	\$ 39,690	\$ 22,152	\$ 39,690	\$ 32,690	-18%
TOTAL	\$ 98,683	\$ 100,149	\$ 109,553	\$ 146,854	\$ 135,174	\$ 147,523	\$ 148,056 ↑	1%

BUDGET RECONCILIATION

FY 2023 BASE BUDGET ADJUSTMENTS	ONE-TIME	RECURRING	TOTAL
Operations budget reduced by Commissioners during Budget Workshop and Public Hearings	\$ -	\$ (7,000)	\$ (7,000)
TOTAL			\$ (7,000)

JUSTICE OF THE PEACE, SHARED - COURT TECHNOLOGY

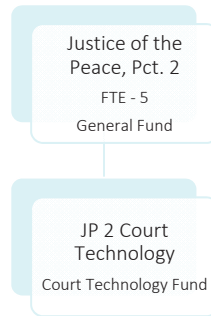
	FY 2019 ACTUAL	FY 2020 ACTUAL	FY 2021 ACTUAL	FY 2022 ADOPTED	FY 2022 YTD ACTUAL	FY 2023 REQUESTED	FY 2023 ADOPTED	FY 2022/23 CHANGE
TRAINING	\$ 3,686	\$ 1,007	\$ 2,115	\$ 4,500	\$ 3,044	\$ 4,500	\$ 4,500	0%
OPERATIONS	\$ 2,112	\$ -	\$ -	\$ 115,333	\$ -	\$ 115,333	\$ 115,333	0%
CAPITAL	\$ -	\$ -	\$ -	\$ -	\$ -	\$ -	\$ -	0%
TOTAL	\$ 5,799	\$ 1,007	\$ 2,115	\$ 119,833	\$ 3,044	\$ 119,833	\$ 119,833	0%

Justice of the Peace, Pct. 2

PURPOSE

Justice of the Peace presides over criminal cases including traffic and other Class C misdemeanor cases punishable by fine only, hear landlord and tenant disputes, cases involving mental health issues, and truancy cases. They also preside over Civil cases, including Debt Claims, Eviction, and Small Claims, where the amount in controversy does not exceed \$20,000. Justice of the Peace Courts collect the fines and fees for various civil and criminal cases filed.

REPORTING STRUCTURE




FTE POSITION SUMMARY


	FY 2020 ADOPTED	FY 2021 ADOPTED	FY 2022 ADOPTED	FY 2022 YTD ACTUAL	FY 2023 REQUESTED	FY 2023 ADOPTED	FY 2022/23 CHANGE
JUSTICE OF THE PEACE, PCT. 2							
JP Court Administrator	1	1	1	1	0	1	0
Justice of the Peace Judge	1	1	1	1	0	1	0
Legal Clerk I	2	2	2	2	0	2	0
Legal Clerk II	1	1	1	1	0	1	0
TOTAL	5	5	5	5	0	5	0

PERFORMANCE MEASURES

GOAL: To clear (dispose of) at least as many cases as have been filed/reopened/reactivated in a period by having a clearance rate of 100 percent or higher.

PERFORMANCE MEASURES	STRATEGIC GOAL	FY 2019 ACTUAL	FY 2020 ACTUAL	FY 2021 ACTUAL	FY 2022 ACTUAL	FY 2023 TARGET
New Cases Filed/Reopened	 Efficient and Open Government	5,768	4,090	3,947	4,571	4,315
Total Cases Disposed/Inactive		6,002	4,530	4,027	4,514	4,160
Clearance Rate		104%	111%	102%	99%	96%

GOAL: To reduce backlog of pending court cases.

PERFORMANCE MEASURES	STRATEGIC GOAL	FY 2019 ACTUAL	FY 2020 ACTUAL	FY 2021 ACTUAL	FY 2022 ACTUAL	FY 2023 TARGET
Backlog	 Efficient and Open Government	1,706	1,261	1,380	1,445	1,388
% Change		-12%	-26%	9%	5%	-4%
Backlog Reduced from Previous Year		Yes	Yes	No	No	Yes

Justice of the Peace, Pct. 2

BUDGET SUMMARY

JUSTICE OF THE PEACE, PCT. 2

	FY 2019 ACTUAL	FY 2020 ACTUAL	FY 2021 ACTUAL	FY 2022 ADOPTED	FY 2022 YTD ACTUAL	FY 2023 REQUESTED	FY 2023 ADOPTED	FY 2022/23 CHANGE
SALARIES	\$ 441,884	\$ 447,279	\$ 429,766	\$ 448,400	\$ 450,819	\$ 449,876	\$ 476,291	6%
TRAINING	\$ 8,415	\$ 755	\$ 6,139	\$ 9,759	\$ 4,292	\$ 8,200	\$ 8,200	-16%
OPERATIONS	\$ 5,745	\$ 6,327	\$ 6,224	\$ 6,400	\$ 6,225	\$ 13,242	\$ 7,959	24%
TOTAL	\$ 456,044	\$ 454,361	\$ 442,130	\$ 464,559	\$ 461,336	\$ 471,318	\$ 492,450	↑ 6%

JUSTICE OF THE PEACE, PCT. 2 - COURT TECHNOLOGY

	FY 2019 ACTUAL	FY 2020 ACTUAL	FY 2021 ACTUAL	FY 2022 ADOPTED	FY 2022 YTD ACTUAL	FY 2023 REQUESTED	FY 2023 ADOPTED	FY 2022/23 CHANGE
TRAINING	\$ 1,675	\$ -	\$ -	\$ 6,000	\$ 4,077	\$ 6,000	\$ 6,000	0%
OPERATIONS	\$ -	\$ 3,981	\$ 1,740	\$ -	\$ 3,096	\$ 200,000	\$ -	0%
CAPITAL	\$ -	\$ -	\$ -	\$ -	\$ -	\$ -	\$ 200,000	0%
TOTAL	\$ 1,675	\$ 3,981	\$ 1,740	\$ 6,000	\$ 7,173	\$ 206,000	\$ 206,000	↑ 3333%

BUDGET RECONCILIATION

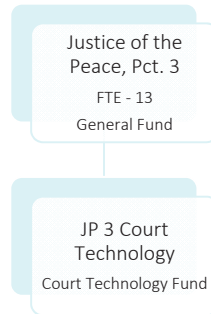
FY 2023 BASE BUDGET ADJUSTMENTS	ONE-TIME	RECURRING	TOTAL
Update to Courtroom A/V Equipment	\$ 200,000	\$ -	\$ 200,000
TOTAL			\$ 200,000

Justice of the Peace, Pct. 3

PURPOSE

Justice of the Peace presides over criminal cases including traffic and other Class C misdemeanor cases punishable by fine only, hear landlord and tenant disputes, cases involving mental health issues, and truancy cases. They also preside over Civil cases, including Debt Claims, Eviction, and Small Claims, where the amount in controversy does not exceed \$20,000. Justice of the Peace Courts collect the fines and fees for various civil and criminal cases filed.

REPORTING STRUCTURE




FTE POSITION SUMMARY

	FY 2020 ADOPTED	FY 2021 ADOPTED	FY 2022 ADOPTED	FY 2022 YTD ACTUAL	FY 2023 REQUESTED	FY 2023 ADOPTED	FY 2022/23 CHANGE
JUSTICE OF THE PEACE, PCT. 3							
JP Court Administrator	-	-	1	1	0	1	0
Justice of the Peace Judge	-	-	1	1	0	1	0
Legal Clerk I	-	-	10	10	0	10	0
Legal Clerk II	-	-	1	1	0	1	0
JUSTICE OF THE PEACE, PCT. 3-1							0
JP Court Administrator	1	1	0	0	0	0	0
Justice of the Peace Judge	1	1	0	0	0	0	0
Legal Clerk I	6	6	0	0	0	0	0
Legal Clerk II	1	1	0	0	0	0	0
JUSTICE OF THE PEACE, PCT. 3-2							0
JP Court Administrator	1	1	0	0	0	0	0
Justice of the Peace Judge	1	1	0	0	0	0	0
Legal Clerk I	2	2	0	0	0	0	0
Legal Clerk II	1	1	0	0	0	0	0
TOTAL	14	14	13	13	0	13	0

Justice of the Peace 3-1 and 3-2 merged to Justice of the Peace 3 in January 1, 2021.

PERFORMANCE MEASURES

GOAL: To clear (dispose of) at least as many cases as have been filed/reopened/reactivated in a period by having a clearance rate of 100 percent or higher.


PERFORMANCE MEASURES	STRATEGIC GOAL	FY 2019 ACTUAL	FY 2020 ACTUAL	FY 2021 ACTUAL	FY 2022 ACTUAL	FY 2023 TARGET
New Cases Filed/Reopened	 Efficient and Open Government	21,111	16,957	12,560	14,827	13,465
Total Cases Disposed/Inactive		16,689	16,646	12,762	15,439	15,304
Clearance Rate		79%	98%	102%	104%	114%

Justice of the Peace 3-1 and 3-2 measures combined in data above.

Justice of the Peace, Pct. 3

PERFORMANCE MEASURES CONTINUED

GOAL: To reduce backlog of pending court cases.

PERFORMANCE MEASURES	STRATEGIC GOAL	FY 2019 ACTUAL	FY 2020 ACTUAL	FY 2021 ACTUAL	FY 2022 ACTUAL	FY 2023 TARGET
Backlog		31,915	32,177	32,029	33,238	33,696
% Change	Efficient and Open Government	16%	1%	-0.5%	3.8%	1.4%
Backlog Reduced from Previous Year		No	No	Yes	No	No

Justice of the Peace 3-1 and 3-2 measures combined in data above.

BUDGET SUMMARY

JUSTICE OF THE PEACE, PCT. 3

	FY 2018 ACTUAL	FY 2019 ACTUAL	FY 2020 ACTUAL	FY 2021 ADOPTED	FY 2021 YTD ACTUAL	FY 2022 REQUESTED	FY 2022 ADOPTED	FY 2021/22 CHANGE
SALARIES	\$ -	\$ -	\$ 611,583	\$ 900,102	\$ 878,240	\$ 908,870	\$ 969,934	8%
TRAINING	\$ -	\$ -	\$ 1,663	\$ 10,000	\$ 6,791	\$ 15,600	\$ 14,040	40%
OPERATIONS	\$ -	\$ -	\$ 4,130	\$ 13,900	\$ 6,861	\$ 8,300	\$ 8,300	-40%
TOTAL	\$ -	\$ -	\$ 617,375	\$ 924,002	\$ 891,892	\$ 932,770	\$ 992,274	↑ 7%

Justice of the Peace 3-1 and 3-2 merged to Justice of the Peace 3 in January 1, 2021.

BUDGET RECONCILIATION

FY 2023 BASE BUDGET ADJUSTMENTS	ONE-TIME	RECURRING	TOTAL
Training budget reduced by Commissioners during Budget Workshop and Public Hearings	\$ -	\$ (1,560)	\$ (1,560)
TOTAL			\$ (1,560)

JUSTICE OF THE PEACE, PCT. 3 - COURT TECHNOLOGY

	FY 2019 ACTUAL	FY 2020 ACTUAL	FY 2021 ACTUAL	FY 2022 ADOPTED	FY 2022 YTD ACTUAL	FY 2023 REQUESTED	FY 2023 ADOPTED	FY 2022/23 CHANGE
TRAINING	\$ -	\$ -	\$ -	\$ 15,000	\$ 8,828	\$ 15,000	\$ 15,000	0%
OPERATIONS	\$ -	\$ -	\$ 192	\$ -	\$ 580	\$ -	\$ -	0%
TOTAL	\$ -	\$ -	\$ 192	\$ 15,000	\$ 9,408	\$ 15,000	\$ 15,000	0%

JUSTICE OF THE PEACE, PCT. 3-1

	FY 2019 ACTUAL	FY 2020 ACTUAL	FY 2021 ACTUAL	FY 2022 ADOPTED	FY 2022 YTD ACTUAL	FY 2023 REQUESTED	FY 2023 ADOPTED	FY 2022/23 CHANGE
SALARIES	\$ 513,256	\$ 550,341	\$ 148,272	\$ -	\$ -	\$ -	\$ -	0%
TRAINING	\$ 7,652	\$ 1,236	\$ -	\$ -	\$ -	\$ -	\$ -	0%
OPERATIONS	\$ 4,923	\$ 3,729	\$ -	\$ -	\$ -	\$ -	\$ -	0%
TOTAL	\$ 525,831	\$ 555,306	\$ 148,272	\$ -	\$ -	\$ -	\$ -	0%

Justice of the Peace, Pct. 3

BUDGET SUMMARY CONTINUED

JUSTICE OF THE PEACE, PCT. 3-1 - COURT TECHNOLOGY

	FY 2019 ACTUAL	FY 2020 ACTUAL	FY 2021 ACTUAL	FY 2022 ADOPTED	FY 2022 YTD ACTUAL	FY 2023 REQUESTED	FY 2023 ADOPTED	FY 2022/23 CHANGE
TRAINING	\$ 10,252	\$ 2,735	\$ -	\$ -	\$ -	\$ -	\$ -	0%
OPERATIONS	\$ 4,815	\$ 3,404	\$ -	\$ -	\$ -	\$ -	\$ -	0%
TOTAL	\$ 15,067	\$ 6,139	\$ -	\$ -	\$ -	\$ -	\$ -	0%

JUSTICE OF THE PEACE, PCT. 3-2

	FY 2019 ACTUAL	FY 2020 ACTUAL	FY 2021 ACTUAL	FY 2022 ADOPTED	FY 2022 YTD ACTUAL	FY 2023 REQUESTED	FY 2023 ADOPTED	FY 2022/23 CHANGE
SALARIES	\$ 424,845	\$ 413,427	\$ 105,150	\$ -	\$ -	\$ -	\$ -	0%
TRAINING	\$ 5,557	\$ 1,745	\$ -	\$ -	\$ -	\$ -	\$ -	0%
OPERATIONS	\$ 4,095	\$ 2,472	\$ 3,026	\$ -	\$ -	\$ -	\$ -	0%
TOTAL	\$ 434,497	\$ 417,644	\$ 108,176	\$ -	\$ -	\$ -	\$ -	0%

JUSTICE OF THE PEACE, PCT. 3-2 - COURT TECHNOLOGY

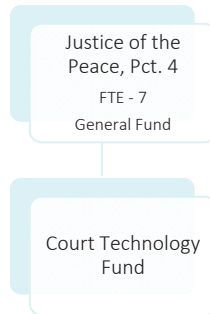
	FY 2019 ACTUAL	FY 2020 ACTUAL	FY 2021 ACTUAL	FY 2022 ADOPTED	FY 2022 YTD ACTUAL	FY 2023 REQUESTED	FY 2023 ADOPTED	FY 2022/23 CHANGE
TRAINING	\$ 3,207	\$ 2,326	\$ -	\$ -	\$ -	\$ -	\$ -	0%
OPERATIONS	\$ 616	\$ 4,673	\$ -	\$ -	\$ -	\$ -	\$ -	0%
TOTAL	\$ 3,824	\$ 6,999	\$ -	\$ -	\$ -	\$ -	\$ -	0%

Justice of the Peace, Pct. 4

PURPOSE

Justice of the Peace presides over criminal cases including traffic and other Class C misdemeanor cases punishable by fine only, hear landlord and tenant disputes, cases involving mental health issues, and truancy cases. They also preside over Civil cases, including Debt Claims, Eviction, and Small Claims, where the amount in controversy does not exceed \$20,000. Justice of the Peace Courts collect the fines and fees for various civil and criminal cases filed.

REPORTING STRUCTURE




FTE POSITION SUMMARY


	FY 2020 ADOPTED	FY 2021 ADOPTED	FY 2022 ADOPTED	FY 2022 YTD ACTUAL	FY 2023 REQUESTED	FY 2023 ADOPTED	FY 2022/23 CHANGE
JUSTICE OF THE PEACE, PCT. 4							
JP Court Administrator	1	1	1	1	0	1	0
Justice of the Peace Judge	1	1	1	1	0	1	0
Legal Clerk I	4	4	4	4	0	4	0
Legal Clerk II	1	1	1	1	0	1	0
TOTAL	7	7	7	7	0	7	0

PERFORMANCE MEASURES

GOAL: To clear (dispose of) at least as many cases as have been filed/reopened/reactivated in a period by having a clearance rate of 100 percent or higher.

PERFORMANCE MEASURES	STRATEGIC GOAL	FY 2019 ACTUAL	FY 2020 ACTUAL	FY 2021 ACTUAL	FY 2022 ACTUAL	FY 2023 TARGET
New Cases Filed/Reopened	 Efficient and Open Government	13,152	15,481	13,000	12,198	12,016
Total Cases Disposed/Inactive		13,076	14,903	11,499	9,984	9,250
Clearance Rate		99%	96%	88%	82%	77%

GOAL: To reduce backlog of pending court cases.

PERFORMANCE MEASURES	STRATEGIC GOAL	FY 2019 ACTUAL	FY 2020 ACTUAL	FY 2021 ACTUAL	FY 2022 ACTUAL	FY 2023 TARGET
Backlog	 Efficient and Open Government	9,049	9,444	10,920	13,058	14,780
% Change		0.4%	4%	16%	20%	13%
Backlog Reduced from Previous Year		No	No	No	No	No

Justice of the Peace, Pct. 4

BUDGET SUMMARY

JUSTICE OF THE PEACE, PCT. 4

	FY 2019 ACTUAL	FY 2020 ACTUAL	FY 2021 ACTUAL	FY 2022 ADOPTED	FY 2022 YTD ACTUAL	FY 2023 REQUESTED	FY 2023 ADOPTED	FY 2022/23 CHANGE
SALARIES	\$ 505,819	\$ 499,334	\$ 480,903	\$ 537,304	\$ 487,745	\$ 539,469	\$ 571,052	6%
TRAINING	\$ 1,949	\$ 362	\$ 150	\$ 9,100	\$ 3,434	\$ 8,500	\$ 8,500	-7%
OPERATIONS	\$ 2,534	\$ 2,403	\$ 2,911	\$ 5,336	\$ 2,425	\$ 5,936	\$ 5,586	5%
TOTAL	\$ 510,302	\$ 502,099	\$ 483,964	\$ 551,740	\$ 493,603	\$ 553,905	\$ 585,138 ↑	6%

BUDGET RECONCILIATION

FY 2023 BASE BUDGET ADJUSTMENTS	ONE-TIME	RECURRING	TOTAL
Operations budget reduced by Commissioners during Budget Workshop and Public Hearings	\$ -	\$ (1,560)	\$ (1,560)
TOTAL			\$ (1,560)

JUSTICE OF THE PEACE, PCT. 4 - COURT TECHNOLOGY

	FY 2019 ACTUAL	FY 2020 ACTUAL	FY 2021 ACTUAL	FY 2022 ADOPTED	FY 2022 YTD ACTUAL	FY 2023 REQUESTED	FY 2023 ADOPTED	FY 2022/23 CHANGE
TRAINING	\$ -	\$ -	\$ -	\$ 1,500	\$ -	\$ 1,500	\$ 1,500	0%
OPERATIONS	\$ 1,744	\$ -	\$ -	\$ -	\$ -	\$ -	\$ -	0%
TOTAL	\$ 1,744	\$ -	\$ -	\$ 1,500	\$ -	\$ 1,500	\$ 1,500	0%

Law Library

PURPOSE

The Collin County Law Library was created by the Collin County Commissioners Court pursuant to Local Government Code Section 323.021. The law library's mission is to serve at a place that is both convenient and accessible and to maintain a legal reference for the judges, litigants, and the residents of Collin County. The Law Library Fund is provided by fees collection in connection with civil suit filings.

REPORTING STRUCTURE




FTE POSITION SUMMARY


	FY 2020 ADOPTED	FY 2021 ADOPTED	FY 2022 ADOPTED	FY 2022 YTD ACTUAL	FY 2023 REQUESTED	FY 2023 ADOPTED	FY 2022/23 CHANGE
LAW LIBRARY							
Assistant Law Librarian	1.5	1.5	1.5	1.5	0	1.5	0
Law Librarian	1	1	1	1	0	1	0
TOTAL	2.5	2.5	2.5	2.5	0	2.5	0

PERFORMANCE MEASURES

GOAL: Provide prompt research services to library patrons including online and paper resources for judges, litigants and the residents of Collin County to enhance access to current legal information.

PERFORMANCE MEASURES	STRATEGIC GOAL	FY 2019 ACTUAL	FY 2020 ACTUAL	FY 2021 ACTUAL	FY 2022 ACTUAL	FY 2023 TARGET
# of Walk-In Encounters	 Efficient and Open Government	11,891	8,555	9,487	12,044	12,000
# of Phone Requests		1,331	1,391	1,590	1,818	1,600
# of E-Mail Requests		97	132	222	217	200
# of Attorney/Clerk/Court Requests		4,298	2,347	1,422	1,702	1,800
# of Website Visits		23,013	22,066	21,993	24,409	22,000

GOAL: Maintain updated legal resources as updates are made available.

PERFORMANCE MEASURES	STRATEGIC GOAL	FY 2019 ACTUAL	FY 2020 ACTUAL	FY 2021 ACTUAL	FY 2022 ACTUAL	FY 2023 TARGET
Legal Resources Updated as Available	 Efficient and Open Government	Yes	Yes	Yes	Yes	Yes

Law Library

BUDGET SUMMARY

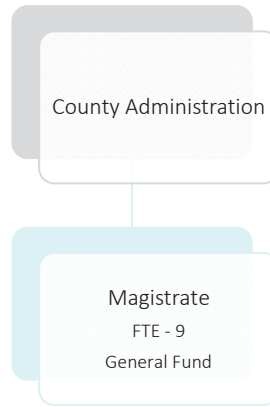
	FY 2019 ACTUAL	FY 2020 ACTUAL	FY 2021 ACTUAL	FY 2022 ADOPTED	FY 2022 YTD ACTUAL	FY 2023 REQUESTED	FY 2023 ADOPTED	FY 2022/23 CHANGE
SALARIES	\$ 173,423	\$ 196,727	\$ 162,179	\$ 193,507	\$ 188,046	\$ 194,672	\$ 208,263	8%
TRAINING	\$ 2,471	\$ 235	\$ 162	\$ 3,100	\$ -	\$ 3,000	\$ 3,000	-3%
OPERATIONS	\$ 197,663	\$ 181,022	\$ 160,433	\$ 220,693	\$ 214,524	\$ 220,793	\$ 220,793	0%
TOTAL	\$ 373,557	\$ 377,985	\$ 322,774	\$ 417,300	\$ 402,571	\$ 418,465	\$ 432,056	↑ 4%

Magistrate

PURPOSE

To carry out the local laws, policies, and services as determined by County, State and Federal governments for the good of all and the betterment of the family lives of all citizens in a fair and equitable manner.

REPORTING STRUCTURE



FTE POSITION SUMMARY

	FY 2020 ADOPTED	FY 2021 ADOPTED	FY 2022 ADOPTED	FY 2022 YTD ACTUAL	FY 2023 REQUESTED	FY 2022 ADOPTED	FY 2022/23 CHANGE
MAGISTRATE							
Magistrate Court	0	1	1	1	0	1	0
Magistrate Judge	1	1	1	1	0	1	0
Legal Clerk I	0	2.5	2.5	7	0	7	0
TOTAL	1	4.5	4.5	9	0	9	0


PERFORMANCE MEASURES

GOAL: Conduct arraignment sessions 2 times a day, 7 days a week, 365 days a year.

PERFORMANCE MEASURES	STRATEGIC GOAL	FY 2019 ACTUAL	FY 2020 ACTUAL	FY 2021 ACTUAL	FY 2022 ACTUAL	FY 2023 ACTUAL	FY 2023 TARGET
Magistrations Cases Heard		-	9,793	10,507	10,176	10,387	
Bond Conditions Issued		-	5,074	5,503	9,672	13,745	
Emergency Protective Orders Issued		Efficient and Open Government	-	750	833	822	862

BUDGET SUMMARY

	FY 2019 ACTUAL	FY 2020 ACTUAL	FY 2021 ACTUAL	FY 2022 ADOPTED	FY 2022 YTD ACTUAL	FY 2023 REQUESTED	FY 2023 ADOPTED	FY 2022/23 CHANGE
SALARIES	\$ 6,758	\$ 352,009	\$ 410,882	\$ 439,018	\$ 479,153	\$ 697,416	\$ 725,847	65%
TRAINING	\$ -	\$ -	\$ -	\$ 2,500	\$ 320	\$ 5,320	\$ 5,320	113%
OPERATIONS	\$ 8,762	\$ 23,144	\$ 36,665	\$ 54,539	\$ 69,815	\$ 118,094	\$ 54,939	1%
TOTAL	\$ 15,521	\$ 375,153	\$ 447,546	\$ 496,057	\$ 549,288	\$ 820,830	\$ 786,106	↑ 58%



Department Descriptions & Core Services

District Attorney

The Criminal District Attorney's mission is to pursue justice and protect the community. The Criminal District Attorney ("District Attorney") and his assistant district attorneys represent the State of Texas in almost all state criminal prosecutions in Collin County. They exercise that authority and discharge those responsibilities granted to the District Attorney by Texas law (including the Constitution of the State of Texas, Texas Code of Criminal Procedure, Texas Penal Code, and various other codes). As an administrator of justice and advocate for the rule of law, the District Attorney employs those of the highest integrity, skill, and courage. All staff members are committed to accomplishing the mission of the District Attorney through professional excellence, fairness to the accused, compassion and respect for victims and witnesses, and respect for the court and opposing counsel.

Deferred Prosecution

The District Attorney Pretrial Intervention Program Special Revenue Fund "Fund 1049" may be used to reimburse Collin County and the Collin County District Attorney's Office for expenses related to a defendant's participation in a pretrial intervention program offered in this county. These expenditures can be made from a budget approved by Commissioners Court.

Federal Task Force

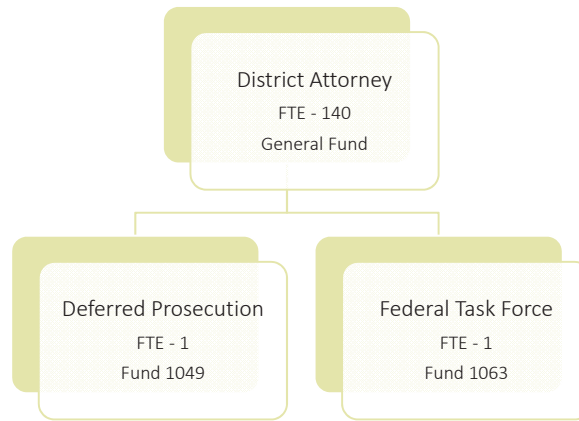
The District Attorney Federal Forfeiture Special Revenue Fund also known as Fund 1060 is a District Attorney fund comprised of equitably shared funds from joint operations between the federal government and the Collin County District Attorney. These funds may be used by the District Attorney for the law enforcement purposes of his office. The Guide to Equitable Sharing for State, Local and Tribal Law Enforcement Agencies (July 2018) "the Guide" provides a list of permissible and impermissible expenditures. These funds may be used by the District Attorney after a budget of expenditures has been submitted to the Commissioners Court, but does not require the consent of the Court.

District Attorney

PURPOSE

The Criminal District Attorney's mission is to pursue justice and protect the community. The Criminal District Attorney ("District Attorney") and his assistant district attorneys represent the State of Texas in almost all state criminal prosecutions in Collin County. They exercise that authority and discharge those responsibilities granted to the District Attorney by Texas law (including the Constitution of the State of Texas, Texas Code of Criminal Procedure, Texas Penal Code, and various other codes). As an administrator of justice and advocate for the rule of law, the District Attorney employs those of the highest integrity, skill, and courage. All staff members are committed to accomplishing the mission of the District Attorney through professional excellence, fairness to the accused, compassion and respect for victims and witnesses, and respect for the court and opposing counsel.

REPORTING STRUCTURE



FTE POSITION SUMMARY

	FY 2020 ADOPTED	FY 2021 ADOPTED	FY 2022 ADOPTED	FY 2022 YTD ACTUAL	FY 2023 REQUESTED	FY 2023 ADOPTED	FY 2022/23 CHANGE
District Attorney							
1st Asst District Attorney	1	1	1	1	0	1	0
2nd Asst District Attorney	1	1	1	1	0	1	0
Administrative Manager	1	1	1	1	0	1	0
Administrative Secretary	1	1	1	1	0	1	0
Chief Appellate Attorney	1	1	1	1	0	1	0
Chief Criminal Investigator	1	1	1	1	0	1	0
Chief Felony Prosecutor	15	15	15	15	1	15	0
Chief Misd Prosecutor	8	8	8	8	0	8	0
Deputy Chief Investigator	1	1	1	1	0	1	0
District Attorney	1	1	1	1	0	1	0
Felony Appellate Attorney	3	3	3	3	0	3	0
Felony Investigator	16	16	16	16	1	16	0
Felony Prosecutor	31	33	35	35	1	34	↓ -1
Special Unit Prosecutor	0	0	0	0	0	2	↑ 2
Functional Analyst	1	1	1	1	0	1	0
Information Clerk / Receptionist	1	1	1	1	0	1	0
Legal Secretary I	5	5	5	5	0	5	0
Legal Secretary II	23	23	23	23	1	23	0
Misdemeanor Investigator	7	7	7	7	0	7	0
Misdemeanor Prosecutor	12	12	12	12	0	10	↓ -2
Public Information Officer	0	0	0	0	1	0	0
Research Analyst	0	0	0	0	1	0	0
Secretary	3	3	3	3	0	3	0
Victim Assistance Coordinator	4	4	4	4	1	4	0


District Attorney

FTE POSITION SUMMARY CONTINUED


Deferred Prosecution							
Felony Prosecutor	1	1	1	1	0	1	0
Federal Task Force							
Felony Investigator	1	1	1	1	0	1	0
TOTAL	139	141	143	143	7	142	↓ -1

PERFORMANCE MEASURES


GOAL - Special Prosecution Unit: *Review and evaluate cases filed or referred by law enforcement agencies to our office.*

PERFORMANCE MEASURES	STRATEGIC GOAL	FY 2019 ACTUAL	FY 2020 ACTUAL	FY 2021 ACTUAL	FY 2022 ACTUAL	FY 2023 TARGET
Felony Indictments & Revocations Filed		7,148	5,536	6,683	6,302	6,144
Felony Indictments & Revocations Disposed		6,316	4,935	6,474	6,368	6,531
% Completed		88%	89%	97%	101%	106%

GOAL - Misdemeanor Trial Division: *Review and evaluate all cases which have been filed and assigned to the various county courts at law.*

PERFORMANCE MEASURES	STRATEGIC GOAL	FY 2019 ACTUAL	FY 2020 ACTUAL	FY 2021 ACTUAL	FY 2022 ACTUAL	FY 2023 TARGET
Information's, Revos & JP Appeals Filed		11,035	8,548	8,708	7,680	6,849
Informations, Revos & JP Appeals Disposed		10,607	6,714	9,645	8,709	8,629
% Completed		96%	79%	111%	113%	126%

GOAL: The Crimes Against Children Division: *Review and evaluate all cases which have been filed by law enforcement agencies and prepare and present appropriate cases to the Grand Jury.*

PERFORMANCE MEASURES	STRATEGIC GOAL	FY 2019 ACTUAL	FY 2020 ACTUAL	FY 2021 ACTUAL	FY 2022 ACTUAL	FY 2023 TARGET
Indictments & Revocations Filed		187	101	106	157	161
Indictments & Revocations Disposed		173	97	123	168	179
% Completed		93%	96%	116%	107%	111%

DISTRICT ATTORNEY

	FY 2019 ACTUAL	FY 2020 ACTUAL	FY 2021 ACTUAL	FY 2022 ADOPTED	FY 2022 YTD ACTUAL	FY 2023 REQUESTED	FY 2023 ADOPTED	FY 2022/23 CHANGE
SALARIES	\$ 13,809,653	\$ 15,087,586	\$ 15,762,285	\$ 16,902,095	\$ 15,726,095	\$ 17,337,899	\$ 17,547,234	4%
TRAINING	\$ 88,855	\$ 49,240	\$ 49,218	\$ 122,500	\$ 47,808	\$ 130,400	\$ 116,000	-5%
OPERATIONS	\$ 346,287	\$ 295,712	\$ 321,183	\$ 347,234	\$ 379,519	\$ 449,989	\$ 353,734	2%
CAPITAL	\$ 12,000	\$ -	\$ -	\$ -	\$ -	\$ 44,910	\$ -	0%
TOTAL	\$ 14,256,794	\$ 15,432,538	\$ 16,132,687	\$ 17,371,829	\$ 16,153,422	\$ 17,963,198	\$ 18,016,968	↑ 4%

District Attorney

BUDGET SUMMARY CONTINUED

BUDGET RECONCILIATION

FY 2023 PERSONNEL CHANGES	ONE-TIME	RECURRING	TOTAL
(1) Felony Prosecutor changed to Special Unit Prosecutor	\$ -	\$ 7,642	\$ 7,642
Elimination of (2) Misdemeanor Prosecutors for (1) Special Unit Prosecutor	\$ -	\$ (36,176)	\$ (36,176)
TOTAL			\$ (28,534)

DEFERRED PROSECUTION

	FY 2019 ACTUAL	FY 2020 ACTUAL	FY 2021 ACTUAL	FY 2022 ADOPTED	FY 2022 YTD ACTUAL	FY 2023 REQUESTED	FY 2023 ADOPTED	FY 2022/23 CHANGE
SALARIES	\$ 121,434	\$ 130,195	\$ 130,970	\$ 138,702	\$ 140,105	\$ 139,834	\$ 150,665	9%
TRAINING	\$ 4,652	\$ -	\$ -	\$ 5,500	\$ -	\$ 5,500	\$ 5,500	0%
OPERATIONS	\$ 1,680	\$ -	\$ 500	\$ 7,800	\$ 485	\$ 20,800	\$ 20,800	167%
TOTAL	\$ 127,766	\$ 130,195	\$ 131,470	\$ 152,002	\$ 140,590	\$ 166,134	\$ 176,965	↑ 16%

FEDERAL TASK FORCE

	FY 2019 ACTUAL	FY 2020 ACTUAL	FY 2021 ACTUAL	FY 2022 ADOPTED	FY 2022 YTD ACTUAL	FY 2023 REQUESTED	FY 2023 ADOPTED	FY 2022/23 CHANGE
SALARIES	\$ 127,154	\$ 150,973	\$ 167,111	\$ 138,013	\$ -	\$ 1,758	\$ 102,201	-26%
TRAINING	\$ -	\$ 3,290	\$ 446	\$ 20,000	\$ -	\$ 20,000	\$ 20,000	0%
OPERATIONS	\$ -	\$ 1,854	\$ 1,410	\$ 65,100	\$ -	\$ 65,564	\$ 65,564	1%
TOTAL	\$ 127,154	\$ 156,117	\$ 168,966	\$ 223,113	\$ -	\$ 87,322	\$ 187,765	↓ -16%



Department Descriptions & Core Services

Building Superintendent

Provide construction services which include space planning, design, new construction of buildings and renovation of existing buildings.

Building Superintendent - Shared

Funds include county-wide shared construction services for new and existing buildings.

Permanent Improvement

Funds used for the maintenance and improvement of county facilities.

Facilities Management

Provide the best maintenance possible for the physical, emotional and environmental well being of employees and citizens who work in and use Collin County Buildings and Grounds.

Facilities - Shared

Funds include county-wide shared building maintenance services.

Animal Facility

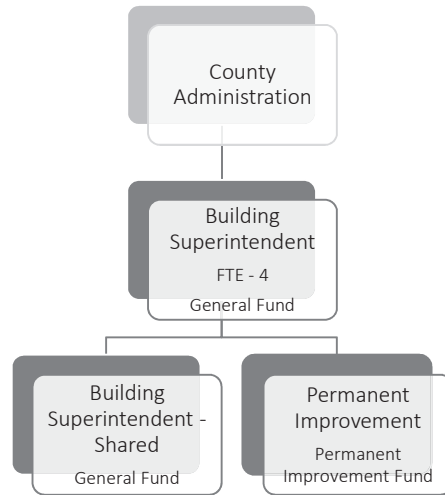
To account for fees restricted for regulating facilities that house such animals within the County.

Building Superintendent

PURPOSE

Building Superintendent is responsible for planning and construction of Collin County's permanent improvements, Facilities Bond Program and leases of County owned buildings and County occupied spaces.

REPORTING STRUCTURE



POSITION SUMMARY

	FY 2020 ADOPTED	FY 2021 ADOPTED	FY 2022 ADOPTED	FY 2022 YTD ACTUAL	FY 2023 REQUESTED	FY 2023 ADOPTED	FY 2022/23 CHANGE
BUILDING SUPERINTENDENT							
Administrative Secretary	1	1	1	1	0	1	0
Building Projects Coordinator	2	2	2	2	0	2	0
Director of Building Projects	1	1	1	1	0	1	0
TOTAL	4	4	4	4	0	4	0

PERFORMANCE MEASURES

GOAL: Keep approved projects on budget and on schedule 90% of the time.

PERFORMANCE MEASURES	STRATEGIC GOAL	FY 2019 ACTUAL	FY 2020 ACTUAL	FY 2021 ACTUAL	FY 2022 ACTUAL	FY 2023 TARGET
Projects on Budget 90% of the Time		Yes	Yes	Yes	Yes	Yes
Projects on Schedule 90% of the Time		Yes	Yes	Yes	Yes	Yes

BUDGET SUMMARY

BUILDING SUPERINTENDENT

	FY 2019 ACTUAL	FY 2020 ACTUAL	FY 2021 ACTUAL	FY 2022 ADOPTED	FY 2022 YTD ACTUAL	FY 2023 REQUESTED	FY 2023 ADOPTED	FY 2022/23 CHANGE
SALARIES	\$ 492,406	\$ 526,012	\$ 531,682	\$ 579,787	\$ 557,550	\$ 573,285	\$ 615,227	6%
TRAINING	\$ 1,669	\$ 1,683	\$ 1,711	\$ 3,700	\$ 294	\$ 3,700	\$ 3,700	0%
OPERATIONS	\$ 726	\$ 2,378	\$ 472	\$ 5,820	\$ 800	\$ 5,820	\$ 5,820	0%
CAPITAL	\$ -	\$ 366,570	\$ 119,482	\$ -	\$ 1,500	\$ -	\$ 200,000	0%
TOTAL	\$ 494,801	\$ 896,642	\$ 653,348	\$ 589,307	\$ 560,144	\$ 582,805	\$ 824,747	↑ 40%

BUDGET SUMMARY CONTINUED

BUDGET RECONCILIATION

FY 2023 BASE BUDGET ADJUSTMENTS	ONE-TIME	RECURRING	TOTAL
Buildout of an office space in Administration Building	\$ 200,000	\$ -	\$ 200,000
TOTAL			\$ 200,000

BUILDING SUPERINTENDENT - SHARED

	FY 2019 ACTUAL	FY 2020 ACTUAL	FY 2021 ACTUAL	FY 2022 ADOPTED	FY 2022 YTD ACTUAL	FY 2023 REQUESTED	FY 2023 ADOPTED	FY 2022/23 CHANGE
OPERATIONS	\$ 1,412,174	\$ 1,388,930	\$ 1,388,836	\$ 1,398,343	\$ 1,386,646	\$ 1,423,343	\$ 1,423,343	2%
TOTAL	\$ 1,412,174	\$ 1,388,930	\$ 1,388,836	\$ 1,398,343	\$ 1,386,646	\$ 1,423,343	\$ 1,423,343	↑ 2%

BUDGET RECONCILIATION

FY 2023 BASE BUDGET ADJUSTMENTS	ONE-TIME	RECURRING	TOTAL
Increase to Lease Space for Elections Lease Increase	\$ -	\$ 25,000	\$ 25,000
TOTAL			\$ 25,000

PERMANENT IMPROVEMENT

	FY 2019 ACTUAL	FY 2020 ACTUAL	FY 2021 ACTUAL	FY 2022 ADOPTED	FY 2022 YTD ACTUAL	FY 2023 REQUESTED	FY 2023 ADOPTED	FY 2022/23 CHANGE
OPERATIONS	\$ 264,285	\$ 505,982	\$ 332,123	\$ 306,000	\$ 12,336	\$ 2,336,100	\$ 144,300	-53%
CAPITAL	\$ 3,171,730	\$ 1,372,218	\$ 1,259,924	\$ 1,983,000	\$ 1,559,038	\$ 6,594,000	\$ 1,954,000	-1%
TOTAL	\$ 3,436,015	\$ 1,878,200	\$ 1,592,046	\$ 2,289,000	\$ 1,571,374	\$ 8,930,100	\$ 2,098,300	↓ -8%

BUDGET RECONCILIATION

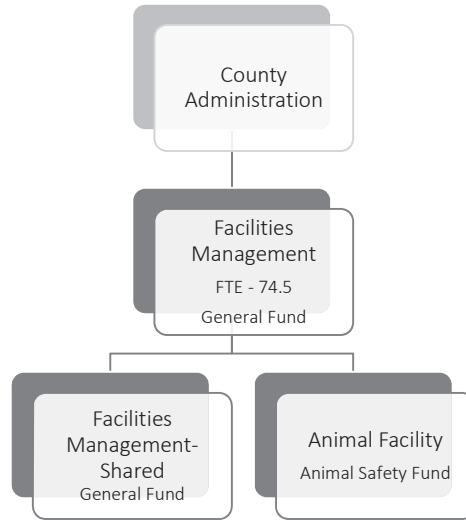
FY 2023 BASE BUDGET ADJUSTMENTS	ONE-TIME	RECURRING	TOTAL
Permanent improvement Projects for County Buildings	\$ 2,098,300	\$ -	\$ 2,098,300
TOTAL			\$ 2,098,300

Facilities Management

PURPOSE

To maintain all county facilities in a cost-effective manner that is environmentally friendly, conforms to life safety code and legislatively compliant and to preserve the aesthetics that reflect the strategic goals of Collin County.

REPORTING STRUCTURE




FTE POSITION SUMMARY

	FY 2020 ADOPTED	FY 2021 ADOPTED	FY 2022 ADOPTED	FY 2022 YTD ACTUAL	FY 2023 REQUESTED	FY 2023 ADOPTED	FY 2022/23 CHANGE
FACILITIES MANAGEMENT							
Building Maint Tech I	10	10	10	10	0	10	0
Building Maint Tech II	14	14	14	14	1	14	0
CAD Operator	1	0	0	0	0	0	0
Control Room Operator	6	6	6	6	0	6	0
Director of Facilities	1	1	1	1	0	1	0
Facilities Systems Tech Coordinator	0	1	1	1	0	1	0
Facilities Tech Coordinator	5	5	5	5	0	5	0
Grounds Keeper	5	5	5	5	0	5	0
Grounds Lead Tech	0	0	0	0	1	0	0
Housekeeping Coordinator	1	1	0	0	0	0	0
Housekeeping Day Porter	0	0	13	21.5	0	21.5	0
Housekeeping Day Porter Supervisor	0	0	0	2	0	2	0
Housekeeping Supervisor	0	0	1	1	0	1	0
Maintenance Specialist	4	4	4	4	0	4	0
Office Administrator	1	0	0	0	0	0	0
Office Coordinator	0	1	1	1	0	1	0
Parts Specialist	1	1	1	1	0	1	0
Secretary	1	1	1	1	0	1	0
Superintendent	1	1	1	1	0	1	0
Utility Manager	1	0	0	0	0	0	0
TOTAL	52	51	64	74.5	2	74.5	0

Facilities Management

PERFORMANCE MEASURES

GOAL: Contributing to Operational Excellence by ensuring County facilities are in excellent condition and complete 90% of scheduled work orders in the jail facilities in a timely manner to ensure compliance with State Jail Standards.

PERFORMANCE MEASURES	STRATEGIC GOAL	FY 2019 ACTUAL	FY 2020 ACTUAL	FY 2021 ACTUAL	FY 2022 ACTUAL	FY 2023 TARGET
Number of Work Orders Issued		NA	NA	*14582	17,201	90%
Number of Work Orders Completed		NA	NA	14,420	18,853	90%
% Served		NA	NA	NA	110%	90%

*NOTE: FY2019 - 2020 missing due to new financial system.
*FY2021 4th Qtr not included.

BUDGET SUMMARY

FACILITIES MANAGEMENT

	FY 2019 ACTUAL	FY 2020 ACTUAL	FY 2021 ACTUAL	FY 2022 ADOPTED	FY 2022 YTD ACTUAL	FY 2023 REQUESTED	FY 2023 ADOPTED	FY 2022/23 CHANGE
SALARIES	\$ 4,027,886	\$ 4,213,220	\$ 4,133,148	\$ 4,982,518	\$ 4,831,568	\$ 5,581,493	\$ 5,833,595	17%
TRAINING	\$ 15,821	\$ 3,430	\$ 4,259	\$ 26,947	\$ 2,551	\$ 27,447	\$ 23,337	-13%
OPERATIONS	\$ 46,622	\$ 51,631	\$ 83,913	\$ 100,983	\$ 84,508	\$ 84,195	\$ 66,833	-34%
CAPITAL	\$ 49,240	\$ 35	\$ 41,507	\$ -	\$ 35,691	\$ 221,810	\$ -	0%
TOTAL	\$ 4,139,569	\$ 4,268,316	\$ 4,262,827	\$ 5,110,448	\$ 4,954,318	\$ 5,914,945	\$ 5,923,765	↑ 16%

BUDGET RECONCILIATION


FY 2023 BASE BUDGET ADJUSTMENTS	ONE-TIME	RECURRING	TOTAL
Training budget reduced by Commissioners during Budget Workshop and Public Hearings	\$ -	\$ (3,610)	\$ (3,610)
Operations budget reduced by Commissioners during Budget Workshop and Public Hearings	\$ -	\$ (650)	\$ (650)
TOTAL			\$ (4,260)

FACILITIES MANAGEMENT - SHARED

	FY 2019 ACTUAL	FY 2020 ACTUAL	FY 2021 ACTUAL	FY 2022 ADOPTED	FY 2022 YTD ACTUAL	FY 2023 REQUESTED	FY 2023 ADOPTED	FY 2022/23 CHANGE
OPERATIONS	\$ 4,847,573	\$ 4,426,370	\$ 4,825,316	\$ 5,096,480	\$ 4,859,361	\$ 5,146,480	\$ 5,096,480	0%
CAPITAL	\$ -	\$ 296,738	\$ -	\$ -	\$ 181,900	\$ -	\$ -	0%
TOTAL	\$ 4,847,573	\$ 4,723,109	\$ 4,825,316	\$ 5,096,480	\$ 5,041,261	\$ 5,146,480	\$ 5,096,480	0%

ANIMAL FACILITY

	FY 2019 ACTUAL	FY 2020 ACTUAL	FY 2021 ACTUAL	FY 2022 ADOPTED	FY 2022 YTD ACTUAL	FY 2023 REQUESTED	FY 2023 ADOPTED	FY 2022/23 CHANGE
OPERATIONS	\$ 40,737	\$ 33,871	\$ 31,336	\$ 114,360	\$ 51,354	\$ 114,360	\$ 114,360	0%
CAPITAL	\$ -	\$ -	\$ -	\$ 205,000	\$ 87,341	\$ -	\$ -	-100%
TOTAL	\$ 40,737	\$ 33,871	\$ 31,336	\$ 319,360	\$ 138,696	\$ 114,360	\$ 114,360	↓ -64%



Department Descriptions & Core Services

Community Supervision & Corrections Department (CSCD) - County Funded

County provided funding for CSCD for purchases relating to furniture and equipment.

Constables (Precincts 1-4)

Collin County has four Constables directly elected to four year terms by the residents of their respective precincts. Under Texas law, Constables and their Deputies must execute and return any process, civil or criminal, issued to them by a lawful official. This includes any warrant, citation, notice, subpoena, or writs in Collin County, or in certain cases, contiguous counties. Locally, Constables serve civil and criminal processes originating in the Justice of the Peace Courts, District Courts, and County Courts-at-law. By State statute, Constables are mandated to attend to the Justice of the Peace Courts in their respective precincts, to include providing security services, transporting prisoners and summoning jurors.

Development Services

To protect and preserve the health and safety of our citizens and our environment by ensuring water quality through permitting and regulation of On-Site Sewage Facilities, investigations, environmental consultation and enforcing local laws and policies as determined by the County, State, and Federal governments.

Animal Control

Keep animal records maintained, answer telephones, intake of animals and assist citizens. Revenue generated comes from the contract cities' fees paid for Animal Control Services. Maintain State-required records pertaining to rabies control.

Animal Shelter

The Animal Shelter provides the highest level of humane and dignified care to all animals while in our facility by providing adequate food, water, shelter and basic physical care. Animal Control provides the greatest degree of protection to all Collin County citizens by quickly responding to calls of loose, injured, vicious, abandoned, abused and neglected animals.

Fire Marshal

The Collin County Fire Marshal's Office offers a number of services which include fire investigations, resolving nuisance abatements, offers public education on fire prevention & performs inspections for commercial businesses in unincorporated areas in Collin County. The Fire Marshal's Office is dedicated to helping provide the highest quality of life sought by the Citizens of Collin County through the application of adopted codes and State statutes.

Ambulance Service

Provide urgent pre-hospital treatment and stabilization for serious illness and injuries and transport to definitive care.

Emergency Management

The primary mission of emergency management is to prevent injuries, save lives and reduce property damage through the four sections of Emergency Management: Preparedness, Response, Recover, and Mitigation.

GIS / Rural Addressing

To develop, modify, analyze and manage location-based information.

Department Descriptions & Core Services Continued

Highway Patrol

Highway Patrol is responsible for general police traffic supervision, traffic, and criminal law enforcement on the rural highways of the County.

Juvenile

The Juvenile Justice department promotes a balanced and restorative justice approach throughout the juvenile justice continuum to include both sanctions and rehabilitation through intervention services. Such efforts will address both offender accountability and provide for a safe and secure community.

Juvenile Alternative Education

To provide educational services to every juvenile who is expelled from public schools.

Juvenile Detention

The Juvenile Detention Center is a pre-adjudication 24 hour secure facility that provides for the temporary care, custody and control of youth pending court proceedings or residential placement. The Juvenile Detention Center is a 144 bed facility that houses youth offenders, male and female, between the ages of 10 and 17.

Juvenile Probation

The Juvenile Probation Department is governed by the Collin County Juvenile Board. The department is under the supervision of the Director of Juvenile Services. The Juvenile Probation Department continually strives to prioritize public safety and afford juveniles the due process afforded to them under the law while holding them responsible and accountable for their actions.

Medical Examiner

The purpose of the Medical Examiner's Office is serve the public and judicial needs of Collin County by investigating each death reported to establish a competent cause and manner of death in accordance with Medical Examiner Law in the Texas Code of Criminal Procedure, Article 49.25. The law also assigns the duties of proper identification of deceased individuals, issuance of cremation permits and maintenance of records.

Sheriff's Office

The Collin County Sheriff's Office is responsible for law enforcement in the unincorporated areas of County and for management and operation of the various Collin County Adult Centers. Sheriff's Office provides the following services; Criminal Investigations, Patrol, Dispatch, Mental Health Services, Civil Services, Crime Prevention, Mental Health Services, In-House Training, Criminal Warrants and Judicial Services. The Sheriff's Office oversees various departments including Child Abuse Task Force, County Corrections, Jail, Minimum Security, Pre Trial Release and their functions.

Breathalyzer Program

This program covers the cost of maintaining intoxication analysis equipment.

Child Abuse Task Force

The purpose and responsibility of the Crimes Against Children Rural Task Force is to investigate cases involving children under the age of 17. Child abuse is when a parent or caregiver causes injury, death, emotional harm, or risk of serious harm to a child. There are many forms of child abuse: neglect, physical abuse, sexual abuse, exploitation, and emotional abuse, or a failure to act that may present an imminent danger to a child.

Courthouse Security

Courthouse Security maintains a uniformed presence in the front of the courthouse and monitors any/all personnel coming into the building. By using modern technology, the Security Guards can screen individuals as well as personal belongings to detect and prevent illegal and/or prohibited items from being introduced into the building. Additionally, the Security Guards perform preventive patrols inside the Courthouse Building to ensure the safeguarding of property and personnel.

County Corrections

The County Corrections Center is a department under the supervision of the Collin County Sheriff's Office. County Corrections provides community service for inmates sentenced to the Sheriff's Convicted Offenders Re-Entry (SCORE) program and inmate work farm.

Dispatch

Dispatch is responsible for answering calls for the Sheriff's Office as well as other law enforcement agencies and fire/EMS agencies in Collin County. Dispatchers also process calls related to animal control, Court house officers and other county agencies.

Department Descriptions & Core Services Continued

Sheriff's Office Continued

Fusion Center

The purpose of the North Texas Fusion Center is to protect the citizens of North Texas by creating a synergistic environment among governmental and corporate stakeholders. The North Texas Fusion Center takes an all-crimes, all-hazards approach to the intelligence cycle in an overall effort to mitigate threats or hazards to the North Central Texas Region, while protecting the constitutional rights of all citizens.

Jail Cafeteria

The Jail Cafeteria is intended to be a resource for on-duty personnel to be able to purchase food so they do not have to leave the facility during their shift.

Jail Operations

Detention Operations includes many aspects of daily jail operations which include, but are not limited to, medical, admissions/release, housing, kitchen, service areas, and laundry. In addition, federal inmates are housed in this facility by contract with the United States Marshall's Office.

Minimum Security

Minimum Security is a department under the supervision of the Collin County Sheriff's Office. Minimum Security is responsible for the safety of the citizens of Collin County by confining individuals accused or convicted of violating the law classified as non-violent and low risk. Minimum Security provides the following; Inmate housing, Infirmary Services, Staff Training and Inmate Programs.

Pre-Trial Release

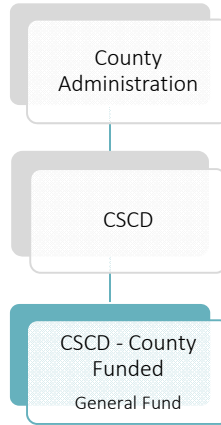
Provides individuals who have been arrested on a Class A, and B Misdemeanors and some felonies with an alternative to remaining in jail while awaiting disposition of their case.

CSCD - County Funded

PURPOSE

County provided funding for CSCD for purchases relating to furniture and equipment.

REPORTING STRUCTURE



BUDGET SUMMARY

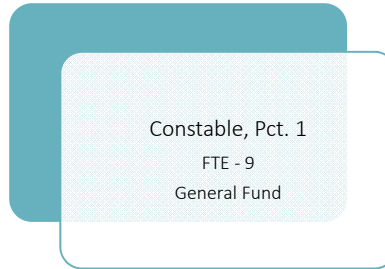
	FY 2019 ACTUAL	FY 2020 ACTUAL	FY 2021 ACTUAL	FY 2022 ADOPTED	FY 2022 YTD ACTUAL	FY 2023 REQUESTED	FY 2023 ADOPTED	FY 2022/23 CHANGE
OPERATIONS	\$ 15,303	\$ -	\$ -	\$ -	\$ -	\$ -	\$ -	0%
CAPITAL	\$ 22,943	\$ -	\$ -	\$ -	\$ -	\$ -	\$ -	0%
TOTAL	\$ 38,246	\$ -	\$ -	\$ -	\$ -	\$ -	\$ -	0%

Constable, Pct. 1

PURPOSE

Collin County has four Constables directly elected to four year terms by the residents of their respective precincts. Under Texas law, Constables and their Deputies must execute and return any process, civil or criminal, issued to them by a lawful official. This includes any warrant, citation, notice, subpoena, or writs in Collin County, or in certain cases, contiguous counties. Locally, Constables serve civil and criminal processes originating in the Justice of the Peace Courts, District Courts, and County Courts-at-law. By State statute, Constables are mandated to attend to the Justice of the Peace Courts in their respective precincts, to include providing security services, transporting prisoners and summoning jurors.

REPORTING STRUCTURE




FTE POSITION SUMMARY

	FY 2020 ADOPTED	FY 2021 ADOPTED	FY 2022 ADOPTED	FY 2022 YTD ACTUAL	FY 2023 REQUESTED	FY 2023 ADOPTED	FY 2022/23 CHANGE
CONSTABLE, PCT. 1							
Administrative Secretary	1	1	1	1	0	1	0
Constable	1	1	1	1	0	1	0
Deputy Constable	5	5	5	5	0	5	0
Deputy Constable II	1	1	1	1	0	1	0
Legal Clerk I	1	1	1	1	0	1	0
TOTAL	9	9	9	9	0	9	0

PERFORMANCE MEASURES

GOAL: *Serve in a timely and cost-effective manner, all civil and criminal papers.*

PERFORMANCE MEASURES	STRATEGIC GOAL	FY 2019 ACTUAL	FY 2020 ACTUAL	FY 2021 ACTUAL	FY 2022 ACTUAL	FY 2023 TARGET
Total Papers Received		1,420	775	697	878	900
Total Papers Served	Health and Safety	1,122	618	585	738	800
% Served		79%	80%	84%	84%	89%

BUDGET SUMMARY

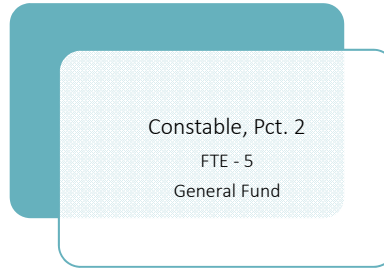
	FY 2019 ACTUAL	FY 2020 ACTUAL	FY 2021 ACTUAL	FY 2022 ADOPTED	FY 2022 YTD ACTUAL	FY 2023 REQUESTED	FY 2023 ADOPTED	FY 2022/23 CHANGE
SALARIES	\$ 768,381	\$ 539,708	\$ 699,346	\$ 945,056	\$ 895,041	\$ 921,246	\$ 977,461	3%
TRAINING	\$ 2,124	\$ 1,066	\$ 1,590	\$ 5,000	\$ 1,798	\$ 5,000	\$ 5,000	0%
OPERATIONS	\$ 8,876	\$ 17,310	\$ 20,622	\$ 19,136	\$ 11,268	\$ 8,750	\$ 8,750	-54%
CAPITAL	\$ 15,913	\$ 8,083	\$ 42,590	\$ -	\$ -	\$ -	\$ -	0%
TOTAL	\$ 795,294	\$ 566,168	\$ 764,149	\$ 969,192	\$ 908,107	\$ 934,996	\$ 991,211	↑ 2%

Constable, Pct. 2

PURPOSE

Collin County has four Constables directly elected to four year terms by the residents of their respective precincts. Under Texas law, Constables and their Deputies must execute and return any process, civil or criminal, issued to them by a lawful official. This includes any warrant, citation, notice, subpoena, or writs in Collin County, or in certain cases, contiguous counties. Locally, Constables serve civil and criminal processes originating in the Justice of the Peace Courts, District Courts, and County Courts-at-law. By State statute, Constables are mandated to attend to the Justice of the Peace Courts in their respective precincts, to include providing security services, transporting prisoners and summoning jurors.

REPORTING STRUCTURE




FTE POSITION SUMMARY

	FY 2020 ADOPTED	FY 2021 ADOPTED	FY 2022 ADOPTED	FY 2022 YTD ACTUAL	FY 2023 REQUESTED	FY 2023 ADOPTED	FY 2022/23 CHANGE
CONSTABLE, PCT. 2							
Administrative Secretary	1	1	1	1	0	1	0
Constable	1	1	1	1	0	1	0
Deputy Constable	3	3	3	3	0	3	0
TOTAL	5	5	5	5	0	5	0

PERFORMANCE MEASURES

GOAL: To provide timely, cost-effective, and professional service to the taxpayer by executing all civil and criminal documents.

PERFORMANCE MEASURES	STRATEGIC GOAL	FY 2019 ACTUAL	FY 2020 ACTUAL	FY 2021 ACTUAL	FY 2022 ACTUAL	FY 2023 TARGET
Total Papers Received		2,856	1,951	2,528	2,797	2,800
Total Papers Served	Health and Safety	2,533	1,701	2,090	2,452	2,500
% Served		89%	87%	83%	88%	89%

BUDGET SUMMARY

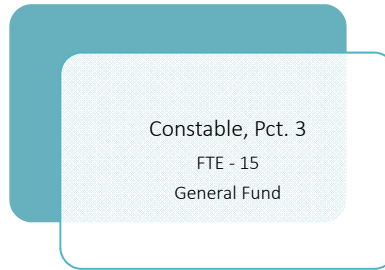
	FY 2019 ACTUAL	FY 2020 ACTUAL	FY 2021 ACTUAL	FY 2022 ADOPTED	FY 2022 YTD ACTUAL	FY 2023 REQUESTED	FY 2023 ADOPTED	FY 2022/23 CHANGE
SALARIES	\$ 486,999	\$ 325,422	\$ 430,623	\$ 555,149	\$ 555,981	\$ 555,409	\$ 589,326	6%
TRAINING	\$ 650	\$ 1,503	\$ 852	\$ 2,310	\$ 1,420	\$ 1,850	\$ 1,850	-20%
OPERATIONS	\$ 1,865	\$ 6,861	\$ 8,259	\$ 7,853	\$ 2,809	\$ 4,925	\$ 4,925	-37%
CAPITAL	\$ 11,473	\$ -	\$ -	\$ -	\$ -	\$ -	\$ -	0%
TOTAL	\$ 500,986	\$ 333,786	\$ 439,734	\$ 565,312	\$ 560,210	\$ 562,184	\$ 596,101	5%

Constable, Pct. 3

PURPOSE

Collin County has four Constables directly elected to four year terms by the residents of their respective precincts. Under Texas law, Constables and their Deputies must execute and return any process, civil or criminal, issued to them by a lawful official. This includes any warrant, citation, notice, subpoena, or writs in Collin County, or in certain cases, contiguous counties. Locally, Constables serve civil and criminal processes originating in the Justice of the Peace Courts, District Courts, and County Courts-at-law. By State statute, Constables are mandated to attend to the Justice of the Peace Courts in their respective precincts, to include providing security services, transporting prisoners and summoning jurors.

REPORTING STRUCTURE




FTE POSITION SUMMARY

	FY 2020 ADOPTED	FY 2021 ADOPTED	FY 2022 ADOPTED	FY 2022 YTD ACTUAL	FY 2023 REQUESTED	FY 2023 ADOPTED	FY 2022/23 CHANGE
CONSTABLE, PCT. 3							
Administrative Secretary	1	1	1	1	0	1	0
Chief Deputy Constable	1	1	1	1	0	0	↓ -1
Constable	1	1	1	1	0	1	0
Deputy Constable II	0	0	0	0	0	1	↑ 1
Deputy Constable	9	10	10	10	0	10	0
Legal Clerk	2	2	2	2	0	2	0
TOTAL	14	15	15	15	0	15	0

PERFORMANCE MEASURES

GOAL: To execute and return all assigned court documents in a timely and efficient manner.

PERFORMANCE MEASURES	STRATEGIC GOAL	FY 2019 ACTUAL	FY 2020 ACTUAL	FY 2021 ACTUAL	FY 2022 ACTUAL	FY 2023 TARGET
Total Papers Received		12,387	8,150	6,769	8,251	8,000
Total Papers Served	Health and Safety	9,685	6,816	6,029	6,942	7,000
% Served		78%	84%	89%	84%	88%

Constable, Pct. 3

BUDGET SUMMARY

	FY 2019 ACTUAL	FY 2020 ACTUAL	FY 2021 ACTUAL	FY 2022 ADOPTED	FY 2022 YTD ACTUAL	FY 2023 REQUESTED	FY 2023 ADOPTED	FY 2022/23 CHANGE
SALARIES	\$ 1,267,441	\$ 751,765	\$ 1,140,486	\$ 1,561,577	\$ 1,573,476	\$ 1,558,689	\$ 1,618,295	4%
TRAINING	\$ 7,050	\$ 2,060	\$ 5,990	\$ 10,930	\$ 4,839	\$ 10,930	\$ 10,930	0%
OPERATIONS	\$ 17,859	\$ 5,309	\$ 49,907	\$ 26,519	\$ 15,367	\$ 16,890	\$ 15,894	-40%
CAPITAL	\$ 33,321	\$ 61,048	\$ 51,815	\$ -	\$ -	\$ -	\$ -	0%
TOTAL	\$ 1,325,671	\$ 820,182	\$ 1,248,197	\$ 1,599,026	\$ 1,593,682	\$ 1,586,509	\$ 1,645,119 ↑	3%

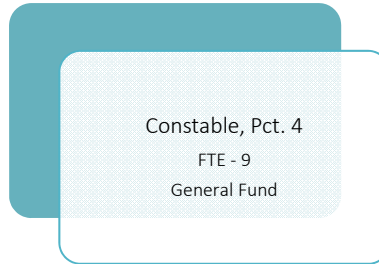
FY 2023 PERSONNEL CHANGE	ONE-TIME	RECURRING	TOTAL
Chief Deputy Constable Position Change to Deputy Constable	\$ -	\$ (48,138)	\$ (48,138)
II			
TOTAL			\$ (48,138)

Constable, Pct. 4

PURPOSE

Collin County has four Constables directly elected to four year terms by the residents of their respective precincts. Under Texas law, Constables and their Deputies must execute and return any process, civil or criminal, issued to them by a lawful official. This includes any warrant, citation, notice, subpoena, or writs in Collin County, or in certain cases, contiguous counties. Locally, Constables serve civil and criminal processes originating in the Justice of the Peace Courts, District Courts, and County Courts-at-law. By State statute, Constables are mandated to attend to the Justice of the Peace Courts in their respective precincts, to include providing security services, transporting prisoners and summoning jurors.

REPORTING STRUCTURE




FTE POSITION SUMMARY

	FY 2020 ADOPTED	FY 2021 ADOPTED	FY 2022 ADOPTED	FY 2022 YTD ACTUAL	FY 2023 REQUESTED	FY 2023 ADOPTED	FY 2022/23 CHANGE
CONSTABLE, PCT. 4							
Administrative Secretary	1	1	1	1	0	1	0
Constable	1	1	1	1	0	1	0
Deputy Constable	4	5	5	5	0	5	0
Deputy Constable II	1	1	1	1	0	1	0
Legal Clerk I	1	1	1	1	0	1	0
TOTAL	8	9	9	9	0	9	0

PERFORMANCE MEASURES

GOAL: To professionally and efficiently execute all civil court documents in a timely and cost-effective manner.

PERFORMANCE MEASURES	STRATEGIC GOAL	FY 2019 ACTUAL	FY 2020 ACTUAL	FY 2021 ACTUAL	FY 2022 ACTUAL	FY 2023 TARGET
Total Papers Received		6,387	4,319	3,841	5,638	5,800
Total Papers Served	Health and Safety	5,078	3,603	3,166	4,614	5,000
% Served		80%	83%	82%	82%	86%

BUDGET SUMMARY

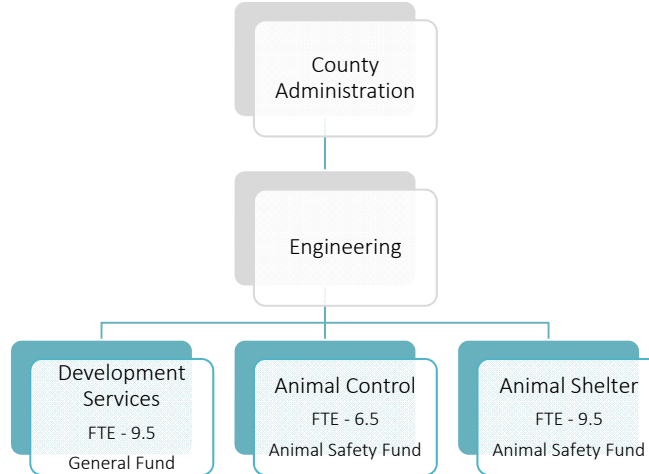
	FY 2019 ACTUAL	FY 2020 ACTUAL	FY 2021 ACTUAL	FY 2022 ADOPTED	FY 2022 YTD ACTUAL	FY 2023 REQUESTED	FY 2023 ADOPTED	FY 2022/23 CHANGE
SALARIES	\$ 755,435	\$ 489,243	\$ 696,419	\$ 888,082	\$ 839,731	\$ 894,252	\$ 920,886	4%
TRAINING	\$ 7,164	\$ 2,761	\$ 5,617	\$ 7,199	\$ 4,069	\$ 6,500	\$ 6,500	-10%
OPERATIONS	\$ 12,568	\$ 13,803	\$ 22,547	\$ 22,886	\$ 17,549	\$ 24,064	\$ 11,199	-51%
CAPITAL	\$ 18,134	\$ -	\$ 58,779	\$ -	\$ 352	\$ -	\$ -	0%
TOTAL	\$ 793,301	\$ 505,807	\$ 783,362	\$ 918,167	\$ 861,701	\$ 924,816	\$ 938,585	↑ 2%

Development Services

PURPOSE

To protect and preserve the health and safety of our citizens and our environment by ensuring water quality through permitting and regulation of On-Site Sewage Facilities, investigations, environmental consultation and enforcing local laws and policies as determined by the County, State, and Federal governments.

REPORTING STRUCTURE




FTE POSITION SUMMARY

	FY 2020 ADOPTED	FY 2021 ADOPTED	FY 2022 ADOPTED	FY 2022 YTD ACTUAL	FY 2023 REQUESTED	FY 2023 ADOPTED	FY 2022/23 CHANGE
ANIMAL CONTROL							
Animal Control Lead	1	1	1	1	0	1	0
Animal Control Officer	5.5	5.5	5.5	5.5	0	5.5	0
ANIMAL SHELTER							
Administrative Secretary	1	1	1	1	0	1	0
Animal Control Officer	4	4	4	4	0	4	0
Animal Control Supervisor	1	1	1	1	0	1	0
Animal Services Lead	1	1	1	1	0	1	0
Technician	0.5	0.5	0.5	0.5	0	0.5	0
Vet Technician	1	1	1	1	0	1	0
Volunteer Coordinator	1	1	1	1	0	1	0
DEVELOPMENT SERVICES							
Administrative Secretary	1	1	1	1	0	1	0
Development Services	1	1	1	1	0	1	0
Inspector	4.5	4.5	4.5	4.5	0	4.5	0
Support Tech I	2	2	2	2	0	2	0
Support Tech II	1	1	1	1	0	1	0
TOTAL	25.5	25.5	25.5	25.5	0	25.5	0



Development Services

PERFORMANCE MEASURES



GOAL: Animal Control - Animal bite & rabies exposure animals quarantined within 24 hours 90% of the time.

PERFORMANCE MEASURES	STRATEGIC GOAL	FY 2019 ACTUAL	FY 2020 ACTUAL	FY 2021 ACTUAL	FY 2022 ACTUAL	FY 2023 TARGET
# of Bite and Rabies Exposure Animals		289	308	311	315	350
# of Bite and Rabies Exposure Animals Processed	Efficient and Open Government	289	308	311	315	350
% Processed w/in 24 Hours		100%	100%	100%	100%	100%

GOAL: Animal Shelter - Rabies shipping tests processed within 5 days 90% of the time and process at least 40% of Animals for Ownership Change 80% of the time.

PERFORMANCE MEASURES	STRATEGIC GOAL	FY 2019 ACTUAL	FY 2020 ACTUAL	FY 2021 ACTUAL	FY 2022 ACTUAL	FY 2023 TARGET
Rabies Shipping Tests Processed		77	60	50	67	65
Rabies Shipping Tests Completed w/in 5 Days	Efficient and Open Government	77	60	50	67	65
% Processed Within 5 Days		100%	100%	100%	100%	100%
# of Animals Processed Through Shelter		5,385	4,657	5,091	5,671	5,200
# of Animals (Ownership Change)	Efficient and Open Government	4,922	4,106	4,177	4,476	4,300
% Processed (Ownership change)		91%	88%	82%	79%	83%

GOAL: Development Services - Complete all building inspections within 25 working days from the date the request was made 90% of the time.

PERFORMANCE MEASURES	STRATEGIC GOAL	FY 2019 ACTUAL	FY 2020 ACTUAL	FY 2021 ACTUAL	FY 2022 ACTUAL	FY 2023 TARGET
Residential Inspections Completed		1,269	2,861	3,208	2,072	3,300
Residential Inspections Completed w/in 25 Working Days of Request	Health and Safety	1,269	2,861	3,208	2,072	3,300
% Completed w/in 25 Working Days		100%	100%	100%	100%	100%
Commercial Inspections Completed		606	496	583	641	600
Commercial Inspections Completed w/in 25 Working Days of Request	Health and Safety	606	496	583	641	600
% Completed w/in 25 Working Days		100%	100%	100%	100%	100%

BUDGET SUMMARY

ANIMAL CONTROL

	FY 2019 ACTUAL	FY 2020 ACTUAL	FY 2021 ACTUAL	FY 2022 ADOPTED	FY 2022 YTD ACTUAL	FY 2023 REQUESTED	FY 2023 ADOPTED	FY 2022/23 CHANGE
SALARIES	\$ 394,265	\$ 428,725	\$ 398,008	\$ 418,131	\$ 425,699	\$ 417,806	\$ 440,134	5%
TRAINING	\$ 4,305	\$ -	\$ -	\$ 8,000	\$ 1,412	\$ 8,000	\$ 8,000	0%
OPERATIONS	\$ 46,164	\$ 35,855	\$ 35,817	\$ 53,931	\$ 29,360	\$ 53,931	\$ 53,931	0%
CAPITAL	\$ -	\$ 125,699	\$ -	\$ -	\$ -	\$ -	\$ -	0%
TOTAL	\$ 444,734	\$ 590,278	\$ 433,825	\$ 480,062	\$ 456,472	\$ 479,737	\$ 502,065	↑ 5%

Development Services

BUDGET SUMMARY CONTINUED

ANIMAL SHELTER

	FY 2019 ACTUAL	FY 2020 ACTUAL	FY 2021 ACTUAL	FY 2022 ADOPTED	FY 2022 YTD ACTUAL	FY 2023 REQUESTED	FY 2023 ADOPTED	FY 2022/23 CHANGE
SALARIES	\$ 577,165	\$ 680,606	\$ 663,548	\$ 669,759	\$ 682,868	\$ 664,429	\$ 708,399	6%
TRAINING	\$ 2,898	\$ 1,715	\$ 400	\$ 4,169	\$ 2,713	\$ 4,169	\$ 4,169	0%
OPERATIONS	\$ 183,483	\$ 151,785	\$ 141,593	\$ 196,950	\$ 183,298	\$ 196,950	\$ 196,950	0%
CAPITAL	\$ 4,265	\$ -	\$ -	\$ 50,500	\$ 45,091	\$ -	\$ -	-100%
TOTAL	\$ 767,811	\$ 834,106	\$ 805,541	\$ 921,378	\$ 913,969	\$ 865,548	\$ 909,518	↓ -1%

DEVELOPMENT SERVICES

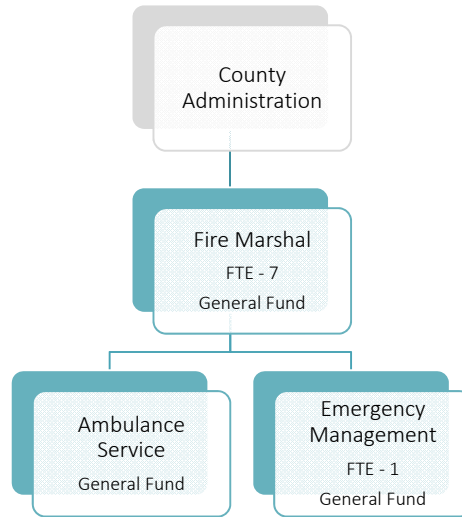
	FY 2019 ACTUAL	FY 2020 ACTUAL	FY 2021 ACTUAL	FY 2022 ADOPTED	FY 2022 YTD ACTUAL	FY 2023 REQUESTED	FY 2023 ADOPTED	FY 2022/23 CHANGE
SALARIES	\$ 712,341	\$ 797,823	\$ 814,706	\$ 845,233	\$ 843,953	\$ 841,105	\$ 901,248	7%
TRAINING	\$ 5,895	\$ 4,618	\$ -	\$ 10,175	\$ 3,642	\$ 10,175	\$ 10,175	0%
OPERATIONS	\$ 5,473	\$ 6,058	\$ 3,376	\$ 10,140	\$ 2,069	\$ 10,140	\$ 10,140	0%
TOTAL	\$ 723,709	\$ 808,499	\$ 818,082	\$ 865,548	\$ 849,664	\$ 861,420	\$ 921,563	↑ 6%

Fire Marshal

PURPOSE

The Collin County Fire Marshal's Office offers a number of services which include fire investigations, resolving nuisance abatement, offers public education on fire prevention & performs inspections for commercial businesses in unincorporated areas in Collin County. The Fire Marshal's Office is dedicated to helping provide the highest quality of life sought by the Citizens of Collin County through the application of adopted codes and State statues.

REPORTING STRUCTURE




FTE POSITION SUMMARY

	FY 2020 ADOPTED	FY 2021 ADOPTED	FY 2022 ADOPTED	FY 2022 YTD ACTUAL	FY 2023 REQUESTED	FY 2023 ADOPTED	FY 2022/23 CHANGE
EMERGENCY MANAGEMENT							
Assistant Emergency Management Specialist	1	1	1	1	0	1	0
Emergency Manager	1	1	0	0	0	0	0
FIRE MARSHAL							
Administrative Secretary	1	1	1	1	0	1	0
Deputy Fire Marshal	2	2	3	3	1	4	↑ 1
Emergency Manager/ Fire Marshal	1	1	1	1	0	1	0
Tech I	1	1	1	1	0	1	0
TOTAL	7	7	7	7	1	8	↑ 1

PERFORMANCE MEASURES

GOAL: *Fire Marshal - Investigate the origin and cause of fires.*



PERFORMANCE MEASURES	STRATEGIC GOAL	FY 2019 ACTUAL	FY 2020 ACTUAL	FY 2021 ACTUAL	FY 2022 ACTUAL	FY 2023 TARGET
Structure Fire Investigations		23	26	36	47	58

Health and Safety

Fire Marshal

PERFORMANCE MEASURES CONTINUED

GOAL: *Conduct fire and safety inspections of commercial and public occupancies.*

PERFORMANCE MEASURES	STRATEGIC GOAL	FY 2019 ACTUAL	FY 2020 ACTUAL	FY 2021 ACTUAL	FY 2022 ACTUAL	FY 2023 TARGET
New Commercial Certificates of Occupancy		126	187	194	259	280
Commercial Inspections and Reinspections		1,208	1,337	1,449	2,747	2,900



Health and Safety

GOAL: *Implement, enforce, and maintain a county fire code to meet the requirements.*

PERFORMANCE MEASURES	STRATEGIC GOAL	FY 2019 ACTUAL	FY 2020 ACTUAL	FY 2021 ACTUAL	FY 2022 ACTUAL	FY 2023 TARGET
Permits Issued		432	483	508	565	610

Health and Safety

GOAL: *Emergency Management* - *Develop, maintain, and coordinate a comprehensive emergency management plan for Collin County and all Jurisdictions within.*

PERFORMANCE MEASURES	STRATEGIC GOAL	FY 2019 ACTUAL	FY 2020 ACTUAL	FY 2021 ACTUAL	FY 2022 ACTUAL	FY 2023 TARGET
Emergency Plans Reviewed, Update or Completed		2	2	2	0	1
Emergency Plans Developed, Updated and/or Reviewed		NA	23	23	1	1

Health and Safety

BUDGET SUMMARY

AMBULANCE SERVICE

	FY 2019 ACTUAL	FY 2020 ACTUAL	FY 2021 ACTUAL	FY 2022 ADOPTED	FY 2022 YTD ACTUAL	FY 2023 REQUESTED	FY 2023 ADOPTED	FY 2022/23 CHANGE
OPERATIONS	\$ 784,495	\$ 656,351	\$ 715,162	\$ 946,029	\$ 715,317	\$ 946,029	\$ 946,029	0%
TOTAL	\$ 784,495	\$ 656,351	\$ 715,162	\$ 946,029	\$ 715,317	\$ 946,029	\$ 946,029	↑ 0%

Fire Marshal

EMERGENCY MANAGEMENT

	FY 2019 ACTUAL	FY 2020 ACTUAL	FY 2021 ACTUAL	FY 2022 ADOPTED	FY 2022 YTD ACTUAL	FY 2023 REQUESTED	FY 2023 ADOPTED	FY 2022/23 CHANGE
SALARIES	\$ 206,465	\$ 32,596	\$ 210,353	\$ 104,895	\$ 104,883	\$ 105,520	\$ 114,190	9%
TRAINING	\$ 2,799	\$ 730	\$ -	\$ 4,000	\$ 687	\$ 4,000	\$ 3,700	-8%
OPERATIONS	\$ 1,948	\$ 1,035	\$ 454	\$ 2,120	\$ 880	\$ 2,120	\$ 2,120	0%
TOTAL	\$ 211,212	\$ 34,361	\$ 210,807	\$ 111,015	\$ 106,449	\$ 111,640	\$ 120,010	↑ 8%

BUDGET RECONCILIATION

FY 2023 BASE BUDGET ADJUSTMENTS	ONE-TIME	RECURRING	TOTAL
Training budget reduced by Commissioners during Budget Workshop and Public Hearings	\$ -	\$ (300)	\$ (300)
TOTAL			\$ (300)

BUDGET SUMMARY CONTINUED

FIRE MARSHAL

	FY 2019 ACTUAL	FY 2020 ACTUAL	FY 2021 ACTUAL	FY 2022 ADOPTED	FY 2022 YTD ACTUAL	FY 2023 REQUESTED	FY 2023 ADOPTED	FY 2022/23 CHANGE
SALARIES	\$ 464,195	\$ 252,939	\$ 380,746	\$ 619,422	\$ 600,662	\$ 715,263	\$ 762,927	23%
TRAINING	\$ 4,182	\$ 3,018	\$ 1,395	\$ 12,000	\$ 4,296	\$ 13,500	\$ 13,500	13%
OPERATIONS	\$ 1,004,213	\$ 998,459	\$ 1,005,212	\$ 1,006,876	\$ 1,013,368	\$ 1,017,459	\$ 1,008,370	0%
CAPITAL	\$ -	\$ -	\$ -	\$ -	\$ 13,154	\$ 100,962	\$ -	0%
TOTAL	\$ 1,472,590	\$ 1,254,415	\$ 1,387,352	\$ 1,638,298	\$ 1,631,481	\$ 1,847,184	\$ 1,784,797	↑ 9%

FY 2023 PERSONNEL CHANGE

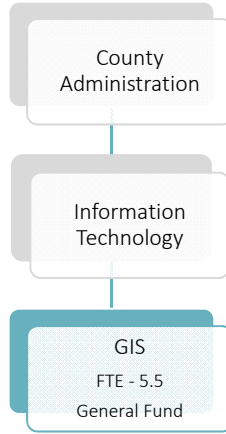
	ONE-TIME	RECURRING	TOTAL
Deputy Fire Marshal Position	\$ -	\$ 100,072	\$ 100,072
TOTAL			\$ 100,072

GIS / Rural Addressing

PURPOSE

To develop, modify, analyze and manage location-based information.

REPORTING STRUCTURE



FTE POSITION SUMMARY

	FY 2020 ADOPTED	FY 2021 ADOPTED	FY 2022 ADOPTED	FY 2022 YTD ACTUAL	FY 2023 REQUESTED	FY 2023 ADOPTED	FY 2022/23 CHANGE
GIS / RURAL ADDRESSING							
GIS Analyst	2	2	2	2	0	2	0
GIS Coordinator	1.5	1.5	1.5	1.5	0	1.5	0
GIS Supervisor	1	1	1	1	0	1	0
GIS Technician	0	0	0	0	1	0	0
IT Senior Manager	1	1	1	1	0	1	0
TOTAL	5.5	5.5	5.5	5.5	1	5.5	0.0

PERFORMANCE MEASURES

GOAL: Rural Addressing - To Assign Addresses within 3 business days of receipt 95% of the time.

PERFORMANCE MEASURES	STRATEGIC GOAL	FY 2019 ACTUAL	FY 2020 ACTUAL	FY 2021 ACTUAL	FY 2022 ACTUAL	FY 2023 TARGET
# of Addresses Assigned		2,397	2,391	3,998	4,291	3,200
# of Addresses Assigned in 3 Days or Less	Health and Safety	2,397	1,845	1,491	1,287	3,050
% Assigned w/in 3 Days		100%	77%	37%	30%	95%


GOAL: Rural Addressing - To update Annex / Deannex information within 10 business days of receipt 90% of the time.

PERFORMANCE MEASURES	STRATEGIC GOAL	FY 2019 ACTUAL	FY 2020 ACTUAL	FY 2021 ACTUAL	FY 2022 ACTUAL	FY 2023 TARGET
# of Annexations / Deannexations		51	26	42	107	55
# of Annexations / Deannexations Completed w/in 10 Days	Health and Safety	51	18	23	60	50
% Completed w/in 10 Days		100%	69%	55%	56%	91%


GIS / Rural Addressing

PERFORMANCE MEASURES CONTINUED





GOAL: Rural Addressing - To update 911 Net system for rural MSAGs within 10 business days of receipt 95% of the time.

PERFORMANCE MEASURES	STRATEGIC GOAL	FY 2019 ACTUAL	FY 2020 ACTUAL	FY 2021 ACTUAL	FY 2022 ACTUAL	FY 2023 TARGET
# of MSAGs Started		191	511	172	278	280
# of MSAGs Entered into 911 Net System w/in 10 Days	Health and Safety	191	511	172	278	280
% Entered w/in 10 Days		100%	100%	100%	100%	100%

GOAL: Rural Addressing - To process Road Name Petitions within 21 business days of receipt 90% of the time.

PERFORMANCE MEASURES	STRATEGIC GOAL	FY 2019 ACTUAL	FY 2020 ACTUAL	FY 2021 ACTUAL	FY 2022 ACTUAL	FY 2023 TARGET
# of Road Name Petitions Received		12	18	44	27	25
# of Road Name Petitions Completed w/in 21 Days	Health and Safety	12	17	40	21	23
% Completed w/in 21 Days		100%	94%	91%	78%	92%

GOAL: Cartography - To complete map requests on time based on the type of map request. Jury Trial maps should be completed on time 95% of the time and all other map requests 90% of the time.

PERFORMANCE MEASURES	STRATEGIC GOAL	FY 2019 ACTUAL	FY 2020 ACTUAL	FY 2021 ACTUAL	FY 2022 ACTUAL	FY 2023 TARGET
# of Jury Trial Map Requests		11	0	3	2	4
# of Jury Trial Map Requests Completed as Identified in the Incident Management System	Efficient and Open Government	11	0	3	2	4
% Completed on Time		100%	-	100%	100%	100%
# of Fire District Map Requests		176	13	6	8	10
# of Fire District Map Requests Completed within 1 Month	Efficient and Open Government	176	13	6	8	9
% Completed w/in 1 Month		100%	100%	100%	100%	90%
# of Standard Map Requests		539	1,829	517	335	400
# of Standard Map Requests Completed as Identified in the Incident Management System	Efficient and Open Government	539	1,829	517	335	360
% Completed on Time		100%	100%	100%	100%	90%
# of Custom Map Requests		22	124	34	456	100
# of Custom Map Requests Completed as Identified in the Incident Management System	Efficient and Open Government	22	124	34	456	90
% Completed on Time		100%	100%	100%	100%	90%

BUDGET SUMMARY

	FY 2019 ACTUAL	FY 2020 ACTUAL	FY 2021 ACTUAL	FY 2022 ADOPTED	FY 2022 YTD ACTUAL	FY 2023 REQUESTED	FY 2023 ADOPTED	FY 2022/23 CHANGE
SALARIES	\$ 690,819	\$ 722,102	\$ 721,901	\$ 756,560	\$ 749,448	\$ 810,194	\$ 800,252	6%
TRAINING	\$ 21,839	\$ 13,749	\$ 2,490	\$ 30,900	\$ 10,619	\$ 30,900	\$ 27,900	-10%
OPERATIONS	\$ 102,843	\$ 12,665	\$ 10,766	\$ 51,550	\$ 69,412	\$ 120,648	\$ 51,550	0%
CAPITAL	\$ 163,979	\$ -	\$ -	\$ -	\$ -	\$ 139,000	\$ 55,000	0%
TOTAL	\$ 979,480	\$ 748,516	\$ 735,157	\$ 839,010	\$ 829,479	\$ 1,100,742	\$ 934,702	↑ 11%

GIS / Rural Addressing

BUDGET RECONCILIATION

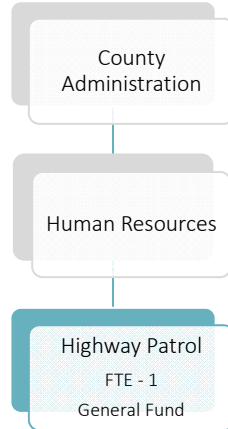
FY 2023 BASE BUDGET ADJUSTMENTS	ONE-TIME	RECURRING	TOTAL
Orthoimagery (Aerials)	\$ 55,000	\$ -	\$ 55,000
Training budget reduced by Commissioners during Budget Workshop and Public Hearings	\$ -	\$ (3,000)	\$ (3,000)
TOTAL			\$ 52,000

Highway Patrol

PURPOSE

Highway Patrol is responsible for general police traffic supervision, traffic, and criminal law enforcement on the rural highways of the County.

REPORTING STRUCTURE



FTE POSITION SUMMARY

	FY 2020 ADOPTED	FY 2021 ADOPTED	FY 2022 ADOPTED	FY 2022 YTD ACTUAL	FY 2023 REQUESTED	FY 2023 ADOPTED	FY 2022/23 CHANGE
HIGHWAY PATROL							
Tech I	1	1	1	1	0	1	0
TOTAL	1	1	1	1	0	1	0

BUDGET SUMMARY

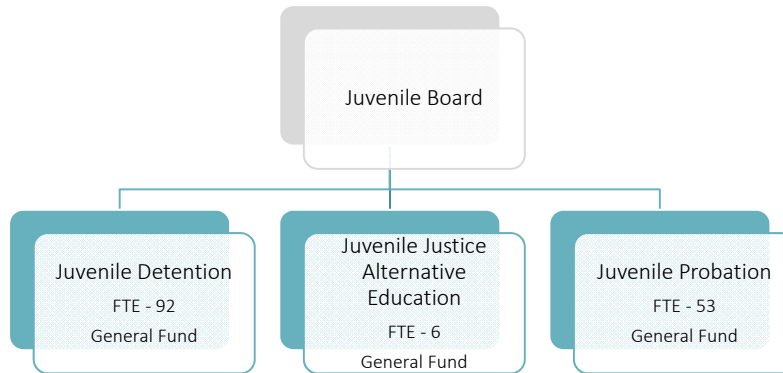
	FY 2019 ACTUAL	FY 2020 ACTUAL	FY 2021 ACTUAL	FY 2022 ADOPTED	FY 2022 YTD ACTUAL	FY 2023 REQUESTED	FY 2023 ADOPTED	FY 2022/23 CHANGE
SALARIES	\$ 35,488	\$ 29,478	\$ 28,395	\$ 39,965	\$ 24,935	\$ 37,505	\$ 39,455	-1%
OPERATIONS	\$ -	\$ -	\$ -	\$ -	\$ -	\$ -	\$ -	0%
TOTAL	\$ 35,488	\$ 29,478	\$ 28,395	\$ 39,965	\$ 24,935	\$ 37,505	\$ 39,455	↓ -1%

Juvenile

PURPOSE

The Juvenile Justice department promotes a balanced and restorative justice approach throughout the juvenile justice continuum to include both sanctions and rehabilitation through intervention services. Such efforts will address both offender accountability and provide for a safe and secure community.

REPORTING STRUCTURE



FTE POSITION SUMMARY

	FY 2020 ADOPTED	FY 2021 ADOPTED	FY 2022 ADOPTED	FY 2022 YTD ACTUAL	FY 2023 REQUESTED	FY 2023 ADOPTED	FY 2022/23 CHANGE
JUVENILE DETENTION							
Administrative Secretary	1	1	1	1	0	1	0
Assistant Detention Superintendent	1	1	1	1	0	1	0
Food Service Tech	1	1	1	1	0	1	0
Juvenile Detention Superintendent	1	1	1	1	0	1	0
Juvenile Detention Unit Supervisor	5	5	5	5	0	5	0
Juvenile Services Compliance Officer	1	1	1	1	0	1	0
Juvenile Supervision Officer	78	78	78	78	0	78	0
Lead Juvenile Supervision	4	4	4	4	0	4	0
Talent Acquisition Coordinator	0	0	0	0	1	0	0
JUVENILE JUSTICE ALTERNATIVE EDUCATION							
Juvenile Alternative Education Program Coordinator	1	1	1	1	0	1	0
Juvenile Probation Officer	5	5	5	5	0	5	0
JUVENILE PROBATION							
Administrative Secretary	3	3	3	3	1	3	0
Adolescent Counselor	5	5	5	5	1	6	↑ 1
Adolescent Counselor-CTD Grant	0	1	1	1	0	1	0
Assistant Director	1	1	1	1	0	1	0
Budget Technician	1	1	1	1	0	1	0
Clinical Services Coordinator	1	1	1	1	0	1	0
Compliance Officer	0	0	0	0	1	1	↑ 1
Director of Juvenile Services	1	1	1	1	0	1	0
Functional Analyst	1	1	1	1	0	1	0
Juvenile Court Liaison	1	2	2	2	0	2	0
Juvenile Court Liaison-CTD Grant	0	1	1	1	0	1	0

Juvenile

FTE POSITION SUMMARY, CONTINUED

	FY 2020 ADOPTED	FY 2021 ADOPTED	FY 2022 ADOPTED	FY 2022 YTD ACTUAL	FY 2023 REQUESTED	FY 2023 ADOPTED	FY 2022/23 CHANGE
JUVENILE PROBATION, CONTINUED							
Juvenile Probation Officer-DSA Grant	0	2	2	2	0	2	0
Juvenile Probation Officer-PT CTD Grant	0	0.5	0.5	0.5	0	0.5	0
Juvenile Probation Officer-PT MFG Grant	0	0	0	0.5	0	0.5	0
Juvenile Probation Officer	21	20	20	20	0	20	0
Juvenile Probation Officer JMH	0	0	0	1	0	1	0
Juvenile Probation Unit Supervisor	3	3	3	3	0	3	0
Juvenile Resource/Special Programs Officer	1	1	1	1	0	1	0
Lead Juvenile Probation Office Coordinator	4	4	4	4	0	4	0
Secretary	1	1	1	1	-1	1	0
TOTAL	143	148	147.5	149.0	3	151.0	2

BUDGET SUMMARY

JUVENILE DETENTION

	FY 2019 ACTUAL	FY 2020 ACTUAL	FY 2021 ACTUAL	FY 2022 ADOPTED	FY 2022 YTD ACTUAL	FY 2023 REQUESTED	FY 2023 ADOPTED	FY 2022/23 CHANGE
SALARIES	\$ 7,450,970	\$ 7,942,418	\$ 7,664,179	\$ 8,178,994	\$ 8,142,007	\$ 7,791,703	\$ 8,500,049	4%
TRAINING	\$ 21,504	\$ 4,960	\$ 35,499	\$ 39,027	\$ 5,767	\$ 40,527	\$ 39,027	0%
OPERATIONS	\$ 707,181	\$ 712,175	\$ 771,381	\$ 859,627	\$ 884,666	\$ 1,163,590	\$ 1,159,627	35%
CAPITAL	\$ -	\$ -	\$ 66,058	\$ -	\$ -	\$ -	\$ -	0%
TOTAL	\$ 8,179,655	\$ 8,659,553	\$ 8,537,117	\$ 9,077,648	\$ 9,032,440	\$ 8,995,820	\$ 9,698,703	↑ 7%

BUDGET RECONCILIATION

FY 2023 BASE BUDGET ADJUSTMENTS	ONE-TIME	RECURRING	TOTAL
Contract Increase for Infirmarary Services	\$ -	\$ 300,000	\$ 300,000
TOTAL			\$ 300,000

JUVENILE JUSTICE ALTERNATIVE EDUCATION

	FY 2019 ACTUAL	FY 2020 ACTUAL	FY 2021 ACTUAL	FY 2022 ADOPTED	FY 2022 YTD ACTUAL	FY 2023 REQUESTED	FY 2023 ADOPTED	FY 2022/23 CHANGE
SALARIES	\$ 503,152	\$ 275,329	\$ 385,407	\$ 550,704	\$ 664,028	\$ 574,490	\$ 614,520	12%
TRAINING	\$ 4,803	\$ 1,625	\$ 1,240	\$ 6,000	\$ 5,649	\$ 6,000	\$ 6,000	0%
OPERATIONS	\$ 345,735	\$ 263,141	\$ 338,052	\$ 434,837	\$ 204,397	\$ 434,837	\$ 434,837	0%
TOTAL	\$ 853,690	\$ 540,094	\$ 724,699	\$ 991,541	\$ 874,073	\$ 1,015,327	\$ 1,055,357	↑ 6%

JUVENILE PROBATION

	FY 2019 ACTUAL	FY 2020 ACTUAL	FY 2021 ACTUAL	FY 2022 ADOPTED	FY 2022 YTD ACTUAL	FY 2023 REQUESTED	FY 2023 ADOPTED	FY 2022/23 CHANGE
SALARIES	\$ 2,349,141	\$ 2,784,380	\$ 2,723,898	\$ 3,122,148	\$ 2,685,898	\$ 3,160,666	\$ 3,736,718	20%
TRAINING	\$ 35,729	\$ 26,781	\$ 24,486	\$ 62,080	\$ 53,805	\$ 62,580	\$ 62,580	1%
OPERATIONS	\$ 523,234	\$ 482,297	\$ 470,554	\$ 555,012	\$ 547,397	\$ 571,990	\$ 571,990	3%
TOTAL	\$ 2,908,104	\$ 3,293,458	\$ 3,218,938	\$ 3,739,240	\$ 3,287,100	\$ 3,795,236	\$ 4,371,288	↑ 17%

Juvenile

BUDGET RECONCILIATION

FY 2023 BASE BUDGET ADJUSTMENTS	ONE-TIME	RECURRING	TOTAL
Investigation Expense Increase (Polygraph Exams)	\$ -	\$ 7,200	\$ 7,200
Stipends for Various Staff	\$ -	\$ 8,500	\$ 8,500
TOTAL			\$ 15,700

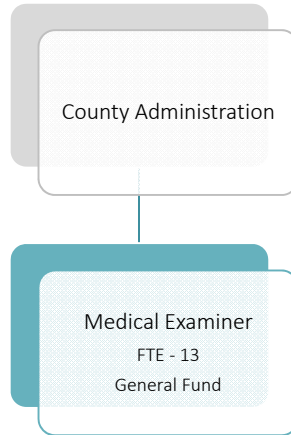
FY 2023 PERSONNEL CHANGE	ONE-TIME	RECURRING	TOTAL
Compliance Officer Position	\$ 10,278	\$ 87,435	\$ 97,713
Adolescent Counselor Position	\$ -	\$ 97,592	\$ 97,592
TOTAL			\$ 195,305

Medical Examiner

PURPOSE

The purpose of the Medical Examiner's Office is serve the public and judicial needs of Collin County by investigating each death reported to establish a competent cause and manner of death in accordance with Medical Examiner Law in the Texas Code of Criminal Procedure, Article 49.25. The law also assigns the duties of proper identification of deceased individuals, issuance of cremation permits and maintenance of records.

REPORTING STRUCTURE




FTE POSITION SUMMARY

	FY 2020 ADOPTED	FY 2021 ADOPTED	FY 2022 ADOPTED	FY 2022 YTD ACTUAL	FY 2023 REQUESTED	FY 2023 ADOPTED	FY 2022/23 CHANGE
MEDICAL EXAMINER							
Assistant Medical Examiner	1	1	1	1	0	1	0
Autopsy Technician	1	2	2	2	0	2	0
Chief Field Agent	1	1	1	1	0	1	0
Field Agent	6	6	6	6	1	6	0
Medical Examiner	1	1	1	1	0	1	0
Office Administrator	1	1	1	1	0	1	0
Secretary	1	1	1	1	0	1	0
TOTAL	12	13	13	13	1	13	0

PERFORMANCE MEASURES

GOAL: Establish a competent cause and manner of death for each death reported to the office.

PERFORMANCE MEASURES	STRATEGIC GOAL	FY 2019 ACTUAL	FY 2020 ACTUAL	FY 2021 ACTUAL	FY 2022 ACTUAL	FY 2023 TARGET
# of Scene Visits	 Efficient and Open Government	220	163	148	292	353
# of Autopsies		286	281	310	319	331
# of Deaths Investigated		4,420	5,114	5,539	5,439	5,842
# of Death Certificates Issued		896	1,020	1,099	1,084	1,157

BUDGET SUMMARY

	FY 2019 ACTUAL	FY 2020 ACTUAL	FY 2021 ACTUAL	FY 2022 ADOPTED	FY 2022 YTD ACTUAL	FY 2023 REQUESTED	FY 2023 ADOPTED	FY 2022/23 CHANGE
SALARIES	\$ 1,492,645	\$ 839,251	\$ 1,237,691	\$ 1,827,725	\$ 1,799,234	\$ 1,913,740	\$ 1,955,528	7%
TRAINING	\$ 6,161	\$ 4,192	\$ 1,546	\$ 8,000	\$ 2,362	\$ 5,000	\$ 5,000	-38%
OPERATIONS	\$ 506,136	\$ 542,254	\$ 586,541	\$ 572,539	\$ 586,917	\$ 615,772	\$ 610,539	7%
CAPITAL	\$ 13,200	\$ -	\$ -	\$ -	\$ -	\$ 17,485	\$ -	0%
TOTAL	\$ 2,018,142	\$ 1,385,697	\$ 1,825,778	\$ 2,408,264	\$ 2,388,513	\$ 2,551,997	\$ 2,571,067	↑ 7%

Medical Examiner

BUDGET RECONCILIATION

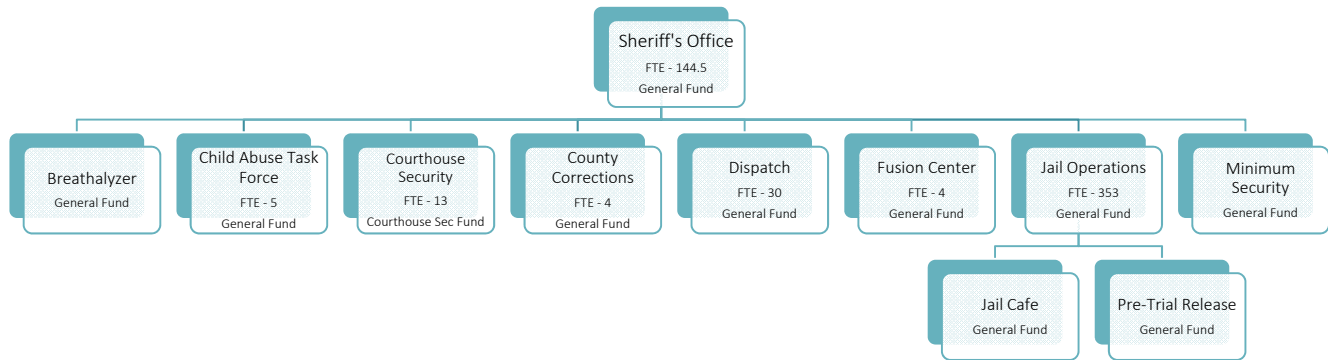
FY 2023 BASE BUDGET ADJUSTMENTS	ONE-TIME	RECURRING	TOTAL
Increase to Lab Service line		\$ 30,000	\$ 30,000
Increase to Consultants line		\$ 5,000	\$ 5,000
TOTAL			\$ 35,000

Sheriff's Office

PURPOSE

The Collin County Sheriff's Office is responsible for law enforcement in the unincorporated areas of County and for management and operation of the various Collin County Adult Centers. Sheriff's Office provides the following services; Criminal Investigations, Patrol, Dispatch, Mental Health Services, Civil Services, Crime Prevention, Mental Health Services, In-House Training, Criminal Warrants and Judicial Services. The Sheriff's Office oversees various departments including Child Abuse Task Force, County Corrections, Jail, Minimum Security, Pre Trial Release and their functions.

REPORTING STRUCTURE



FTE POSITION SUMMARY

	FY 2020 ADOPTED	FY 2021 ADOPTED	FY 2022 ADOPTED	FY 2022 YTD ACTUAL	FY 2023 REQUESTED	FY 2023 ADOPTED	FY 2022/23 CHANGE
ADMINISTRATION							
A.F.I.S Technician	1	1	1	1	1	1	0
Administrative Secretary	3	3	3	3	0	3	0
Assistant Chief Deputy	2	2	2	2	0	2	0
Budget Technician	1	1	1	1	-1	1	0
Captain	1	4	4	4	0	4	0
Chief Deputy	1	1	1	1	0	1	0
Corporal	5	5	5	5	0	5	0
Criminal Justice Information Specialist	14	14	14	14	1	15	↑ 1
Criminal Justice Information Supervisor	1	1	1	1	0	1	0
Criminal Investigator	3	1	1	1	-1	1	0
Criminalist	1	1	1	1	0	1	0
Deputy Sheriff	81	78	78	76	12	78	↑ 2
Deputy Sheriff (Recruit)	4	4	4	8	0	8	0
Financial Analyst	0	0	0	0	1	0	0
Functional Analyst	1	1	1	1	0	1	0
Information	1	1	1	1	0	1	0
Inventory Control Clerk	1.5	1.5	1.5	1.5	0	1.5	0
Lead Clerk	0	0	0	0	1	1	↑ 1
Legal Advisor	1	1	1	1	0	1	0
Lieutenant	6	6	6	6	0	6	0
Office Coordinator	1	1	1	1	0	1	0
Open Records Tech	0	0	0	0	0	1	↑ 1
Open Records Specialist	0	0	0	0	1	0	0
Payroll Specialist	1	2	2	2	0	2	0
Public Services Officer	1	1	1	1	0	1	0
Research Analyst	0	1	1	1	0	1	0
Research Specialist	0	0	0	0	1	0	0
Secretary	2	0	1	1	0	1	0
Sergeant	8	8	8	8	4	8	0

Sheriff's Office



FTE POSITION SUMMARY CONTINUED

	FY 2020 ADOPTED	FY 2021 ADOPTED	FY 2022 ADOPTED	FY 2022 YTD ACTUAL	FY 2023 REQUESTED	FY 2023 ADOPTED	FY 2022/23 CHANGE
ADMINISTRATION CONTINUED							
Sheriff	1	1	1	1	0	1	0
Talent Acquisition Coordinator	0	0	0	1	0	0	↓ -1
Tech II	2	2	2	2	0	2	0
Victim Assistance Coordinator	1	1	1	1	0	1	0
CHILD ABUSE TASK FORCE							
Criminal Investigator	1	0	0	0	0	0	0
Deputy Sheriff	1	3	3	3	0	3	0
Lieutenant	0	1	1	1	0	1	0
Secretary	0	1	0	0	0	0	0
Sergeant	0	1	1	1	0	1	0
COURTHOUSE SECURITY							
Lead Security Guard	1	1	1	1	0	1	0
Security Guard	12	12	12	12	0	12	0
COUNTY CORRECTIONS							
Detention Officer	4	4	4	4	0	4	0
DISPATCH							
Assistant Communications Supervisor	3	3	4	3	0	3	0
Commander	1	0	0	0	0	0	0
Dispatcher	23	25	24	25	2	27	↑ 2
Geocode Tech Coordinator	1	1	1	1	0	1	0
Public Safety Communications Manager	1	1	1	1	0	1	0
FUSION CENTER							
Administrative Secretary	1	1	1	1	0	1	0
Captain	1	0	0	0	0	0	0
Fusion Center Director	0	0	0	0	0	0	0
Intelligence Analyst	0	0	0	0	0	0	0
Research Analyst	2	2	2	2	0	2	0
Research Specialist	1	1	1	0	0	0	0
JAIL OPERATIONS							
Administrative Secretary	2	2	2	2	0	2	0
Assistant Chief Deputy	1	1	1	1	0	1	0
Captain	6	4	5	5	0	5	0
Commander	1	2	2	2	0	2	0
Community Corrections	1	1	1	1	0	1	0
Courthouse Deputy	1	1	1	1	0	1	0
Detention Officer	277	277	277	277	0	277	0
Food Service Supervisor	1	1	1	1	0	1	0
Food Service Technician	9	9	9	9	0	9	0
Functional Analyst	0	0	0	0	0	0	0
Information Clerk /	7	6	6	6	0	6	0
Inmate Program Coordinator	1	1	1	1	0	1	0
Jail Case Coordinator	1	1	1	1	0	1	0
Jail Case Officer	3	3	3	3	0	3	0
Jail Sergeant	24	27	28	27	0	27	0
Lieutenant	14	14	14	14	0	14	0
Secretary	1	1	1	1	0	1	0
TOTAL	548.5	551.5	553.5	554.5	22.0	560.5	↑ 6.0




Sheriff's Office

PERFORMANCE MEASURES



GOAL: Support Services - Process 95% of all warrants received within 24 hours of receiving.

PERFORMANCE MEASURES	STRATEGIC GOAL	FY 2019 ACTUAL	FY 2020 ACTUAL	FY 2021 ACTUAL	FY 2022 ACTUAL	FY 2023 TARGET
# of Warrants Received		13,118	12,125	11,490	12,940	12,000
# of Warrants Processed		13,118	12,125	11,490	12,923	12,000
# of Warrants Processed within 24 Hours	Health and Safety	13,118	11,713	11,354	12,795	11,400
% Completed w/in 24 Hours		100%	97%	99%	99%	95%



GOAL: Support Services - Process Public Information Requests within 10 business days or less without modification 70% of the time. Process Public Information Requests within 90 days or less with modification 30% of the time.

PERFORMANCE MEASURES	STRATEGIC GOAL	FY 2019 ACTUAL	FY 2020 ACTUAL	FY 2021 ACTUAL	FY 2022 ACTUAL	FY 2023 TARGET
# of Public Information Requests Received		1,614	1,552	2,242	2,699	2,400
# of Public Information Requests Processed		1,614	1,292	2,217	2,584	2,400
# of Public Information Requests Processed w/in 10 Business Days	Efficient and Open Government	1,614	1,111	1,823	2,460	1,670
% Completed w/in 10 Business Days		100%	72%	81%	91%	70%
# of Public Information Requests Received		N/A	1,552	2,242	2,699	2,400
# of Public Information Requests Processed w/in 90 Days	Efficient and Open Government	N/A	430	410	239	730
% Completed w/in 90 Days		N/A	N/A	18%	9%	30%

GOAL: Records - Accurately enter records into the system (TLETS) within 3 business days 95% of the time.

PERFORMANCE MEASURES	STRATEGIC GOAL	FY 2019 ACTUAL	FY 2020 ACTUAL	FY 2021 ACTUAL	FY 2022 ACTUAL	FY 2023 TARGET
# of Records Entered into System		436,645	369,896	330,875	426,286	400,000
# of Records Entered into System Accurately	Health and Safety	434,070	367,261	328,907	422,977	380,000
% Entered Accurately		99%	99%	99%	99%	95%
# of Records Entered into System Accurately & in 3 Business Days		434,070	367,262	328,907	422,977	362,000
	Health and Safety					
% Entered Accurately & 3 Bus Days		100%	100%	100%	100%	95%


GOAL: Dispatch - Respond to all 911 calls within 1 ring 100% of the time and all non-emergency calls within 2 rings 100% of the time.

PERFORMANCE MEASURES	STRATEGIC GOAL	FY 2019 ACTUAL	FY 2020 ACTUAL	FY 2021 ACTUAL	FY 2022 ACTUAL	FY 2023 TARGET
# of 911 Calls Taken		56,240	62,179	70,080	65,994	70,000
# of 911 Calls Responded w/in 1 Ring	Health and Safety	47,282	61,119	67,818	57,709	70,000
Percent 911 Calls Responded w/in 1 Ring		84%	98%	97%	87%	100%
# of Non-Emergency Calls Taken		102,592	106,189	110,803	114,829	115,000
# of Non-Emergency Calls Responded w/in 2 Rings	Health and Safety	91,056	104,801	105,881	112,715	115,000
% Non-Emergency Calls Responded w/in 2 Rings		89%	99%	96%	98%	100%


Sheriff's Office

PERFORMANCE MEASURES CONTINUED




GOAL: Jail - Enter inmate information in the system within 2 hours of receiving 98% of the time.

PERFORMANCE MEASURES	STRATEGIC GOAL	FY 2019 ACTUAL	FY 2020 ACTUAL	FY 2021 ACTUAL	FY 2022 ACTUAL	FY 2023 TARGET
# of Inmate Information Files		19,977	14,265	13,843	15,201	15,000
# of Inmate Information Files Entered into System w/in 2 Hours of Receiving	Health and Safety	3,605	5,812	4,379	3,382	14,700
% Entered w/in 2 Hours		18%	41%	32%	22%	98%


GOAL: Jail - Provide various programs and enroll inmates within 7 days of request 90% of the time.

PERFORMANCE MEASURES	STRATEGIC GOAL	FY 2019 ACTUAL	FY 2020 ACTUAL	FY 2021 ACTUAL	FY 2022 ACTUAL	FY 2023 TARGET
# of Programs Provided		479	492	492	493	492
# of Program Enrollments		19,314	5,675	647	2,946	2,000
# of Program Enrollments w/in 7 Days of Request	Health and Safety	17,936	5,145	514	2,633	1,900
% Enrollments w/in 7 Days		93%	91%	79%	89%	95%

GOAL: Jail - Detention Officers complete jail post training by the jail training officer 90% of the time. For those that need extended training to have it completed within 34 days 95% of the time. All temporary licensed Detention Officers to receive their jailers licence within 9 months of

PERFORMANCE MEASURES	STRATEGIC GOAL	FY 2019 ACTUAL	FY 2020 ACTUAL	FY 2021 ACTUAL	FY 2022 ACTUAL	FY 2023 TARGET
# of Detention Officers Assigned to Post Training		228	184	187	282	189
# of Detention Officers Who Completed Jail Post Training		104	89	74	96	100
# of Detention Officers Who Completed Required Jail Post Training without Extension	Health and Safety	74	66	54	80	90
% Completed Required Jail Post Training		71%	74%	73%	83%	90%
# of Detention Officers with Training Extended		44	30	18	16	20
# of Detention Officers Who Completed Extended Jail Post Training w/in 34 Days	Health and Safety	40	25	55	15	19
% Completed Extended Jail Post Training w/in 34 Days		91%	83%	306%	94%	95%
# of Detention Officers Who Obtained a Jailers License		40	53	37	47	45
# of Detention Officers Who Obtained a Jailers License w/in 9 Months of Hire	Health and Safety	22	30	24	39	41
% Obtained Jailers License w/in 9 Months of Hire		55%	57%	65%	83%	91%

GOAL: Pre-Trial Release - Screen all inmates booked into the Collin County Detention Facility for eligibility for Pre-Trial Release Bond 85% of the time.

PERFORMANCE MEASURES	STRATEGIC GOAL	FY 2019 ACTUAL	FY 2020 ACTUAL	FY 2021 ACTUAL	FY 2022 ACTUAL	FY 2023 TARGET
Pre-Trial Release Fees Collected		\$22,465.00	\$7,642.25	\$5,374.70	\$6,624.50	\$8,000.00
# of Inmates Booked into Facility		19,361	13,825	13,517	14,765	14,000
# of Inmates Screened for PTR Eligibility	Health and Safety	12,312	10,864	10,589	11,334	11,900
% Screened for PTR Eligibility		N/A	79%	78%	77%	85%

Sheriff's Office

BUDGET SUMMARY

ADMINISTRATION

	FY 2019 ACTUAL	FY 2020 ACTUAL	FY 2021 ACTUAL	FY 2022 ADOPTED	FY 2022 YTD ACTUAL	FY 2023 REQUESTED	FY 2023 ADOPTED	FY 2022/23 CHANGE
SALARIES	\$ 13,780,027	\$ 8,720,407	\$ 11,892,531	\$ 16,075,398	\$ 15,775,034	\$ 17,740,293	\$ 17,363,759	8%
TRAINING	\$ 193,632	\$ 130,743	\$ 231,355	\$ 207,400	\$ 180,635	\$ 235,375	\$ 213,795	3%
OPERATIONS	\$ 447,039	\$ 516,914	\$ 474,315	\$ 507,700	\$ 444,299	\$ 940,830	\$ 480,928	-5%
CAPITAL	\$ 161,855	\$ 135,526	\$ 397,646	\$ -	\$ 59,619	\$ 511,620	\$ -	0%
TOTAL	\$ 14,582,554	\$ 9,503,590	\$ 12,995,847	\$ 16,790,498	\$ 16,459,587	\$ 19,428,118	\$ 18,058,482	↑ 8%

BUDGET RECONCILIATION

FY 2023 BASE BUDGET ADJUSTMENTS	ONE-TIME	RECURRING	TOTAL
Public Information Officer Cell Phone	\$ 118	\$ -	\$ 118
TOTAL			\$ 118

FY 2023 PERSONNEL CHANGES	ONE-TIME	RECURRING	TOTAL
Deputy Sheriff - DWI Unit	\$ -	\$ 94,445	\$ 94,445
Deputy Sheriff - Traffic Unit	\$ -	\$ 104,645	\$ 104,645
Criminal Justice Information Specialist - Records	\$ -	\$ 59,319	\$ 59,319
Open Records Tech - Records	\$ -	\$ 63,372	\$ 63,372
Lead Clerk - Records	\$ -	\$ 71,530	\$ 71,530
Transfer of (1) Talent Acquisition Coordinator to Human Resources - Admin	\$ -	\$ (94,405)	\$ (94,405)
TOTAL			\$ 298,906

BREATHALIZER

	FY 2019 ACTUAL	FY 2020 ACTUAL	FY 2021 ACTUAL	FY 2022 ADOPTED	FY 2022 YTD ACTUAL	FY 2023 REQUESTED	FY 2023 ADOPTED	FY 2022/23 CHANGE
OPERATIONS	\$ 27,262	\$ 24,931	\$ 24,675	\$ 30,000	\$ 24,311	\$ 30,000	\$ 30,000	0%
TOTAL	\$ 27,262	\$ 24,931	\$ 24,675	\$ 30,000	\$ 24,311	\$ 30,000	\$ 30,000	0%

CHILD ABUSE TASK FORCE

	FY 2019 ACTUAL	FY 2020 ACTUAL	FY 2021 ACTUAL	FY 2022 ADOPTED	FY 2022 YTD ACTUAL	FY 2023 REQUESTED	FY 2023 ADOPTED	FY 2022/23 CHANGE
SALARIES	\$ 116,425	\$ 86,242	\$ 341,423	\$ 577,337	\$ 569,636	\$ 598,280	\$ 643,228	11%
TRAINING	\$ 600	\$ -	\$ 3,144	\$ 7,000	\$ 2,715	\$ 5,240	\$ 5,240	-25%
OPERATIONS	\$ -	\$ -	\$ 1,747	\$ 2,500	\$ 455	\$ 1,000	\$ 1,000	-60%
TOTAL	\$ 117,025	\$ 86,242	\$ 346,315	\$ 586,837	\$ 572,807	\$ 604,520	\$ 649,468	↑ 11%

COURTHOUSE SECURITY

	FY 2019 ACTUAL	FY 2020 ACTUAL	FY 2021 ACTUAL	FY 2022 ADOPTED	FY 2022 YTD ACTUAL	FY 2023 REQUESTED	FY 2023 ADOPTED	FY 2022/23 CHANGE
SALARIES	\$ 696,516	\$ 381,934	\$ 571,944	\$ 816,469	\$ 781,685	\$ 812,747	\$ 868,765	6%
TRAINING	\$ -	\$ -	\$ -	\$ -	\$ -	\$ -	\$ -	0%
OPERATIONS	\$ 6,617	\$ 2,363	\$ 893	\$ 3,750	\$ 2,864	\$ 3,750	\$ 3,750	0%
TOTAL	\$ 703,133	\$ 384,298	\$ 572,837	\$ 820,219	\$ 784,549	\$ 816,497	\$ 872,515	↑ 6%

Sheriff's Office

BUDGET SUMMARY CONTINUED

COUNTY CORRECTIONS

	FY 2019 ACTUAL	FY 2020 ACTUAL	FY 2021 ACTUAL	FY 2022 ADOPTED	FY 2022 YTD ACTUAL	FY 2023 REQUESTED	FY 2023 ADOPTED	FY 2022/23 CHANGE
SALARIES	\$ 330,717	\$ 349,540	\$ 350,391	\$ 392,308	\$ 379,204	\$ 6,198	\$ 407,026	4%
OPERATIONS	\$ -	\$ -	\$ -	\$ -	\$ -	\$ -	\$ -	0%
TOTAL	\$ 330,717	\$ 349,540	\$ 350,391	\$ 392,308	\$ 379,204	\$ 6,198	\$ 407,026	↑ 4%

DISPATCH

	FY 2019 ACTUAL	FY 2020 ACTUAL	FY 2021 ACTUAL	FY 2022 ADOPTED	FY 2022 YTD ACTUAL	FY 2023 REQUESTED	FY 2023 ADOPTED	FY 2022/23 CHANGE
SALARIES	\$ 2,252,115	\$ 2,169,849	\$ 2,327,772	\$ 2,500,027	\$ 2,397,735	\$ 2,637,986	\$ 2,761,337	10%
TRAINING	\$ 3,150	\$ 200	\$ 3,582	\$ 5,600	\$ 3,497	\$ 8,697	\$ 8,697	55%
OPERATIONS	\$ 515,063	\$ 614,157	\$ 552,947	\$ 972,113	\$ 484,432	\$ 1,060,111	\$ 970,354	0%
TOTAL	\$ 2,770,328	\$ 2,784,206	\$ 2,884,301	\$ 3,477,740	\$ 2,885,664	\$ 3,706,794	\$ 3,740,388	↑ 8%

BUDGET RECONCILIATION

FY 2023 PERSONNEL CHANGE	ONE-TIME	RECURRING	TOTAL
(2) Dispatchers	\$ -	\$ 141,962	\$ 141,962
TOTAL			\$ 141,962

FUSION CENTER

	FY 2019 ACTUAL	FY 2020 ACTUAL	FY 2021 ACTUAL	FY 2022 ADOPTED	FY 2022 YTD ACTUAL	FY 2023 REQUESTED	FY 2023 ADOPTED	FY 2022/23 CHANGE
SALARIES	\$ 217,516	\$ 241,506	\$ 110,838	\$ 177,338	\$ 126,588	\$ 88,145	\$ 94,712	-47%
TRAINING	\$ 3,964	\$ 7,808	\$ 1,483	\$ 13,500	\$ 8,834	\$ 14,750	\$ 14,750	9%
OPERATIONS	\$ 1,141	\$ 1,281	\$ 433	\$ 2,250	\$ 360	\$ 1,800	\$ 1,800	-20%
CAPITAL	\$ -	\$ -	\$ -	\$ -	\$ -	\$ -	\$ -	0%
TOTAL	\$ 222,621	\$ 250,595	\$ 112,754	\$ 193,088	\$ 135,781	\$ 104,695	\$ 111,262	↓ -42%

JAIL CAFÉ

	FY 2019 ACTUAL	FY 2020 ACTUAL	FY 2021 ACTUAL	FY 2022 ADOPTED	FY 2022 YTD ACTUAL	FY 2023 REQUESTED	FY 2023 ADOPTED	FY 2022/23 CHANGE
SALARIES	\$ -	\$ -	\$ -	\$ -	\$ -	\$ -	\$ -	0%
OPERATIONS	\$ 36,258	\$ 34,916	\$ 25,981	\$ 40,300	\$ 34,085	\$ 40,000	\$ 40,000	-1%
CAPITAL	\$ -	\$ -	\$ -	\$ -	\$ -	\$ -	\$ -	0%
TOTAL	\$ 36,258	\$ 34,916	\$ 25,981	\$ 40,300	\$ 34,085	\$ 40,000	\$ 40,000	↓ -1%

Sheriff's Office

BUDGET SUMMARY CONTINUED

JAIL OPERATIONS

	FY 2019 ACTUAL	FY 2020 ACTUAL	FY 2021 ACTUAL	FY 2022 ADOPTED	FY 2022 YTD ACTUAL	FY 2023 REQUESTED	FY 2023 ADOPTED	FY 2022/23 CHANGE
SALARIES	\$ 22,721,591	\$ 14,934,686	\$ 19,456,511	\$ 30,368,530	\$ 28,677,242	\$ 29,298,293	\$ 32,072,514	6%
TRAINING	\$ 28,957	\$ 45,567	\$ 65,217	\$ 89,101	\$ 51,716	\$ 90,360	\$ 75,086	-16%
OPERATIONS	\$ 2,268,805	\$ 1,822,441	\$ 1,852,319	\$ 2,513,502	\$ 2,896,703	\$ 2,676,277	\$ 2,652,497	6%
CAPITAL	\$ -	\$ -	\$ -	\$ -	\$ -	\$ -	\$ -	0%
TOTAL	\$ 25,019,353	\$ 16,802,694	\$ 21,374,047	\$ 32,971,133	\$ 31,625,661	\$ 32,064,930	\$ 34,800,097	↑ 6%

BUDGET RECONCILIATION

FY 2023 BASE BUDGET ADJUSTMENTS	ONE-TIME	RECURRING	TOTAL
Detention Supplies Increase	\$ -	\$ 112,449	\$ 112,449
Janitorial Supply Increase	\$ -	\$ 25,000	\$ 25,000
Training budget reduced by Commissioners during Budget Workshop and Public Hearings	\$ -	\$ (6,954)	\$ (6,954)
TOTAL			\$ 130,495

MINIMUM SECURITY

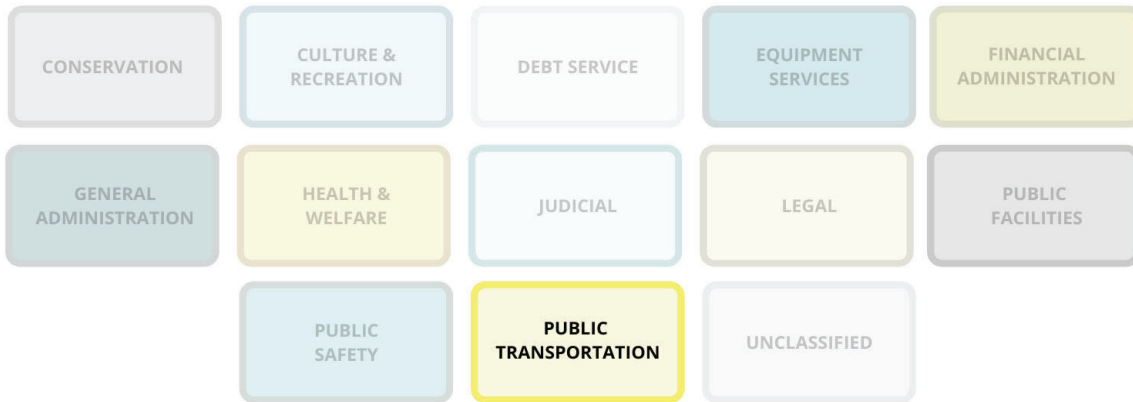
	FY 2019 ACTUAL	FY 2020 ACTUAL	FY 2021 ACTUAL	FY 2022 ADOPTED	FY 2022 YTD ACTUAL	FY 2023 REQUESTED	FY 2023 ADOPTED	FY 2022/23 CHANGE
SALARIES	\$ 3,216,665	\$ -	\$ -	\$ -	\$ -	\$ -	\$ -	0%
TRAINING	\$ 379	\$ -	\$ -	\$ -	\$ -	\$ -	\$ -	0%
OPERATIONS	\$ 212,858	\$ 67,429	\$ -	\$ 157,296	\$ -	\$ 157,296	\$ 157,296	0%
TOTAL	\$ 3,429,903	\$ 67,429	\$ -	\$ 157,296	\$ -	\$ 157,296	\$ 157,296	0%

PRE-TRIAL RELEASE

	FY 2018 ACTUAL	FY 2019 ACTUAL	FY 2020 ACTUAL	FY 2021 ADOPTED	FY 2021 YTD ACTUAL	FY 2022 REQUESTED	FY 2022 ADOPTED	FY 2021/22 CHANGE
OPERATIONS	\$ 194,610	\$ 316,044	\$ 521,310	\$ 702,399	\$ 561,735	\$ 827,399	\$ 827,399	18%
TOTAL	\$ 194,610	\$ 316,044	\$ 521,310	\$ 702,399	\$ 561,735	\$ 827,399	\$ 827,399	↑ 18%

BUDGET RECONCILIATION

FY 2023 BASE BUDGET ADJUSTMENTS	ONE-TIME	RECURRING	TOTAL
Increase for GPS Monitoring	\$ -	\$ 125,000	\$ 125,000
TOTAL			\$ 125,000



Department Descriptions & Core Services

Engineering

To serve the citizens of Collin County by improving the quality of life through the planning & implementation of superior transportation systems, judicious & fair enforcement of subdivision regulations, building permits, & flood plain regulations.

Engineering Road & Bridge

The purpose of this department is to allow for the budgeting of public road projects with General Fund money.

Special Projects

To oversee the completion of Road & Bridge Bond Projects approved by the citizens of Collin County and special tasks identified by Commissioner's Courts. Further providing assistance to the Parks Foundation Advisory Board to include the Parks/Open Space Project Funding Assistance Program.

Toll Road Authority

The Toll Road Authority was established to build and maintain an Outer Loop tolled roadway in the northern and eastern portions

Road & Bridge

Road & Bridge is responsible for the construction, maintenance, health-letter oiling, acquisition and mowing of right-of-way easements, regulatory sign maintenance, soil conservation structures and maintenance of drainage ditches for all roads and bridges in the unincorporated areas of Collin County with the exception of Farm to Market roads and State Highways.

Public Services

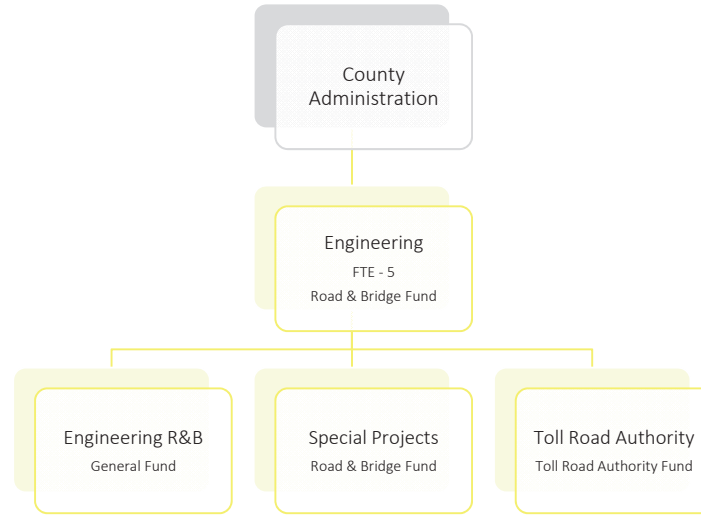
Public Services and Operations administers the assessment process for Road & Bridge maintenance, projects, equipment and fleet services to achieve a balance between diverse priorities and allocation of finite resources.

Engineering

PURPOSE

To serve the citizens of Collin County by improving the quality of life through the planning & implementation of superior transportation systems, judicious & fair enforcement of subdivision regulations, building permits, & flood plain regulations.

REPORTING STRUCTURE




FTE POSITION SUMMARY


	FY 2020 ADOPTED	FY 2021 ADOPTED	FY 2022 ADOPTED	FY 2022 YTD ACTUAL	FY 2023 REQUESTED	FY 2023 ADOPTED	FY 2022/23 CHANGE
ENGINEERING							
Assistant Director III	1	1	1	1	0	1	0
Director of Engineering	1	1	1	1	0	1	0
Engineering Project Manager	0	0	1	1	0	1	0
Environmental Construction Specialist	1	1	1	1	0	1	0
Office Administrator	1	1	1	1	0	1	0
SPECIAL PROJECTS							
Parks & Projects Manager	0	0	0	0	0	0	0
Senior Projects Manager	1	1	0	0	0	0	0
TOTAL	5	5	5	5	0	5	0

PERFORMANCE MEASURES

GOAL: Submit all Interlocal Agreements for city approval for Bond Program Participation projects scheduled for current year funding each year by the end of August.

PERFORMANCE MEASURES	STRATEGIC GOAL	FY 2019 ACTUAL	FY 2020 ACTUAL	FY 2021 ACTUAL	FY 2022 ACTUAL	FY 2023 TARGET
Interlocal Agreements Submitted by the End of August Each Year.	 Mobility and Transportation	Yes	Yes	Yes	Yes	Yes


GOAL: Respond to requests for floodplain reviews from Collin County citizens within 30 days of receipt.

PERFORMANCE MEASURES	STRATEGIC GOAL	FY 2019 ACTUAL	FY 2020 ACTUAL	FY 2021 ACTUAL	FY 2022 ACTUAL	FY 2023 TARGET
Floodplain Reviews Responded to within 30 Days of Receipt	 Health and Safety	Yes	Yes	Yes	Yes	Yes


Engineering

PERFORMANCE MEASURES CONTINUED

GOAL: Submit 100% of subdivision plats for Commissioners' Court approval within 30 days following final acceptance of application.

PERFORMANCE MEASURES	STRATEGIC GOAL	FY 2019 ACTUAL	FY 2020 ACTUAL	FY 2021 ACTUAL	FY 2022 ACTUAL	FY 2023 TARGET
100% of Subdivision Plats Submitted for Commissioners' Court Approval within 30 Days	 Mobility and Transportation	Yes	Yes	Yes	Yes	Yes

GOAL: Schedule a minimum of 4 Planning Board Meetings each year.

PERFORMANCE MEASURES	STRATEGIC GOAL	FY 2019 ACTUAL	FY 2020 ACTUAL	FY 2021 ACTUAL	FY 2022 ACTUAL	FY 2023 TARGET
Number of Planning Board Meetings	 Mobility and Transportation	5	4	2	3	4

BUDGET SUMMARY

ENGINEERING

	FY 2019 ACTUAL	FY 2020 ACTUAL	FY 2021 ACTUAL	FY 2022 ADOPTED	FY 2022 YTD ACTUAL	FY 2023 REQUESTED	FY 2023 ADOPTED	FY 2022/23 CHANGE
SALARIES	\$ 611,448	\$ 652,160	\$ 652,867	\$ 842,429	\$ 845,802	\$ 838,427	\$ 908,702	8%
TRAINING	\$ 5,175	\$ 5,437	\$ 1,460	\$ 15,210	\$ 8,741	\$ 15,210	\$ 15,210	0%
OPERATIONS	\$ 38,465	\$ 35,320	\$ 36,155	\$ 43,692	\$ 239,997	\$ 309,065	\$ 309,065	607%
CAPITAL	\$ 33,135	\$ -	\$ -	\$ -	\$ -	\$ -	\$ -	0%
TOTAL	\$ 688,224	\$ 692,917	\$ 690,482	\$ 901,331	\$ 1,094,541	\$ 1,162,702	\$ 1,232,977 ↑	37%

BUDGET RECONCILIATION

FY 2023 BASE BUDGET ADJUSTMENTS	ONE-TIME	RECURRING	TOTAL
Plan Review and Permitting Consultant Funds	\$ -	\$ 267,600	\$ 267,600
TOTAL		\$ 267,600	\$ 267,600

ENGINEERING ROAD & BRIDGE

	FY 2019 ACTUAL	FY 2020 ACTUAL	FY 2021 ACTUAL	FY 2022 ADOPTED	FY 2022 YTD ACTUAL	FY 2023 REQUESTED	FY 2023 ADOPTED	FY 2022/23 CHANGE
CAPITAL	\$ 23,837,411	\$ 3,052,993	\$ 254,901	\$ -	\$ 44,576	\$ -	\$ -	0%
TOTAL	\$ 23,837,411	\$ 3,052,993	\$ 254,901	\$ -	\$ 44,576	\$ -	\$ -	0%

SPECIAL PROJECTS

	FY 2019 ACTUAL	FY 2020 ACTUAL	FY 2021 ACTUAL	FY 2022 ADOPTED	FY 2022 YTD ACTUAL	FY 2023 REQUESTED	FY 2023 ADOPTED	FY 2022/23 CHANGE
SALARIES	\$ 183,909	\$ 190,352	\$ 118,646	\$ -	\$ 854	\$ -	\$ -	0%
TRAINING	\$ -	\$ -	\$ 550	\$ -	\$ -	\$ -	\$ -	0%
OPERATIONS	\$ -	\$ 52	\$ 549	\$ -	\$ -	\$ -	\$ -	0%
TOTAL	\$ 183,909	\$ 190,404	\$ 119,745	\$ -	\$ 854	\$ -	\$ -	0%

The Special Projects department was consolidated into the Engineering department effective FY 2022.

TOLL ROAD AUTHORITY

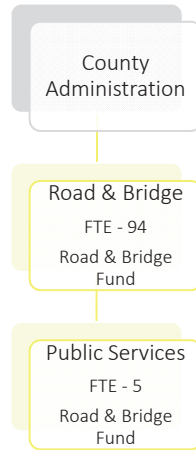
	FY 2019 ACTUAL	FY 2020 ACTUAL	FY 2021 ACTUAL	FY 2022 ADOPTED	FY 2022 YTD ACTUAL	FY 2023 REQUESTED	FY 2023 ADOPTED	FY 2022/23 CHANGE
CAPITAL	\$ 313,308	\$ 325,755	\$ -	\$ -	\$ -	\$ -	\$ -	0%
TOTAL	\$ 313,308	\$ 325,755	\$ -	\$ -	\$ -	\$ -	\$ -	0%

Road & Bridge

PURPOSE

Road & Bridge is responsible for the construction, maintenance, health-letter oiling, acquisition and mowing of right-of-way easements, regulatory sign maintenance, soil conservation structures and maintenance of drainage ditches for all roads and bridges in the unincorporated areas of Collin County with the exception of Farm to Market roads and State Highways.

REPORTING STRUCTURE




FTE POSITION SUMMARY

	FY 2020 ADOPTED	FY 2021 ADOPTED	FY 2022 ADOPTED	FY 2022 YTD ACTUAL	FY 2023 REQUESTED	FY 2023 ADOPTED	FY 2022/23 CHANGE
PUBLIC SERVICES							
Director of Public Works	1	1	1	1	0	1	0
Inspector	1	1	1	1	0	1	0
Office Coordinator	1	1	1	1	0	1	0
Public Works Representative	1	1	1	1	0	1	0
Right of Way Coordinator	1	1	1	1	0	1	0
ROAD & BRIDGE							
Administrative Secretary	2	2	2	2	0	2	0
Assistant Director	1	1	1	1	0	1	0
Environmental Construction	1	1	1	1	0	1	0
Equipment Operator	43	45	45	45	0	45	0
Foreman	4	4	4	4	0	4	0
Fuel Transport Agent	1	1	1	1	0	1	0
Inspector	2	2	2	2	0	2	0
Lead Operator	9	9	9	9	0	9	0
Maintenance Specialist	4	4	5	7	0	7	0
Superintendent	2	2	2	2	0	2	0
Traffic Maintenance	4	4	4	4	0	4	0
Truck Driver	19	19	18	16	0	16	0
Program Administrator	0	0	0	0	1	0	0
TOTAL	97	99	99	99	1	99	0


Road & Bridge

PERFORMANCE MEASURES

GOAL: Effectively provide a road maintenance program to meet standards.

PERFORMANCE MEASURES	STRATEGIC GOAL	FY 2019 ACTUAL	FY 2020 ACTUAL	FY 2021 ACTUAL	FY 2022 ACTUAL	FY 2023 TARGET
# of Roads Graded (Miles)	 Mobility and Transportation	99	84	93	61	70
# of Roads Rocked (Miles)		27	19	25	20	18

GOAL: Identify and replace culverts that are in poor condition or those that may be undersized. The department maintains a drainage system through positive flow which insures the safety of citizens and the longevity of the roads.

PERFORMANCE MEASURES	STRATEGIC GOAL	FY 2019 ACTUAL	FY 2020 ACTUAL	FY 2021 ACTUAL	FY 2022 ACTUAL	FY 2023 TARGET
# of Culverts Repaired	 Mobility and Transportation	1,139	798	483	627	575
# of Culverts Installed		76	74	53	69	55

BUDGET SUMMARY

PUBLIC SERVICES


	FY 2019 ACTUAL	FY 2020 ACTUAL	FY 2021 ACTUAL	FY 2022 ADOPTED	FY 2022 YTD ACTUAL	FY 2023 REQUESTED	FY 2023 ADOPTED	FY 2022/23 CHANGE
SALARIES	\$ 575,360	\$ 605,380	\$ 609,316	\$ 635,969	\$ 592,050	\$ 603,074	\$ 649,987	2%
TRAINING	\$ 7,192	\$ 2,031	\$ 407	\$ 10,493	\$ 2,246	\$ 10,493	\$ 10,493	0%
OPERATIONS	\$ 1,540	\$ 28,587	\$ 541	\$ 28,590	\$ 1,601	\$ 28,590	\$ 28,590	0%
TOTAL	\$ 584,092	\$ 635,997	\$ 610,264	\$ 675,052	\$ 595,897	\$ 642,157	\$ 689,070	↑ 2%

ROAD & BRIDGE

	FY 2019 ACTUAL	FY 2020 ACTUAL	FY 2021 ACTUAL	FY 2022 ADOPTED	FY 2022 YTD ACTUAL	FY 2023 REQUESTED	FY 2023 ADOPTED	FY 2022/23 CHANGE
SALARIES	\$ 6,149,924	\$ 6,478,541	\$ 6,402,894	\$ 7,185,549	\$ 6,592,729	\$ 7,203,336	\$ 7,622,655	6%
TRAINING	\$ 10,347	\$ 4,431	\$ 3,977	\$ 16,616	\$ 5,794	\$ 18,616	\$ 16,616	0%
OPERATIONS	\$ 7,169,779	\$ 11,678,761	\$ 9,943,440	\$ 13,285,541	\$ 9,701,284	\$ 13,305,231	\$ 13,290,991	0%
CAPITAL	\$ 2,145,888	\$ 3,049,340	\$ 1,382,563	\$ 1,301,760	\$ 1,764,561	\$ 3,191,795	\$ 3,133,185	141%
TOTAL	\$ 15,475,937	\$ 21,211,073	\$ 17,732,874	\$ 21,789,466	\$ 18,064,367	\$ 23,718,978	\$ 24,063,447	↑ 10%

BUDGET RECONCILIATION

FY 2023 BASE BUDGET ADJUSTMENTS	ONE-TIME	RECURRING	TOTAL
Culver Cleaner Equipment	\$ 6,200	\$ -	\$ 6,200
Replacement of two electronic key boxes	\$ 16,135	\$ 2,998	\$ 19,133
Fleet and Grounds Equipment Replacement	\$ -	\$ 2,693,050	\$ 2,693,050
TOTAL			\$ 2,718,383



Department Descriptions & Core Services

Employee Clinic - Healthcare

The Collin County Employee Clinic promotes employee health to all Collin County employees. By offering an Employee Clinic, employees are able to reduce lost time from work and to promote good health.

Transfers

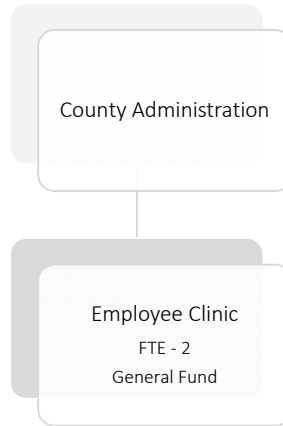
This budget provides for appropriations of transfers to other funds from the General Fund as well as transfers into the General Fund from other funds.

Employee Clinic - Healthcare

PURPOSE

The Collin County Employee Clinic promotes employee health to all Collin County employees. By offering an Employee Clinic, employees are able to reduce lost time from work and to promote good health.

REPORTING STRUCTURE




FTE POSITION SUMMARY

	FY 2020 ADOPTED	FY 2021 ADOPTED	FY 2022 ADOPTED	FY 2022 YTD ACTUAL	FY 2023 REQUESTED	FY 2023 ADOPTED	FY 2022/23 CHANGE
EMPLOYEE CLINIC - HEALTHCARE							
Nurse (RN)	1	1	1	1	1	1	0
Physican Assistant	1	1	1	1	0	1	0
TOTAL	2	2	2	2	1	2	0

PERFORMANCE MEASURES

GOAL: Provide a safe, healthy and accessible environment for County employees and residents.

PERFORMANCE MEASURES	STRATEGIC GOAL	FY 2019 ACTUAL	FY 2020 ACTUAL	FY 2021 ACTUAL	FY 2022 ACTUAL	FY 2023 TARGET
Number of Patients Seen		1,478	1,236	4,003	1,179	1,298
Number of Vaccines Given		255	245	2,927	194	255
Number Employee Wellness/Screening		175	166	101	105	175

Health and Safety

BUDGET SUMMARY

	FY 2019 ACTUAL	FY 2020 ACTUAL	FY 2021 ACTUAL	FY 2022 ADOPTED	FY 2022 YTD ACTUAL	FY 2023 REQUESTED	FY 2023 ADOPTED	FY 2022/23 CHANGE
SALARIES	\$ 257,832	\$ 127,570	\$ 185,506	\$ 265,156	\$ 261,671	\$ 364,138	\$ 278,347	5%
TRAINING	\$ 4,553	\$ 3,267	\$ 2,788	\$ 6,500	\$ 3,879	\$ 7,835	\$ 7,500	15%
OPERATIONS	\$ 45,876	\$ 43,671	\$ 53,450	\$ 82,744	\$ 63,601	\$ 87,772	\$ 81,744	-1%
TOTAL	\$ 308,261	\$ 174,508	\$ 241,745	\$ 354,400	\$ 329,151	\$ 459,745	\$ 367,591	4%

Transfers

PURPOSE

This budget provides for appropriations of transfers to other funds from the General Fund as well as transfers into the General Fund from other funds.

BUDGET SUMMARY

	FY 2019 ACTUAL	FY 2020 ACTUAL	FY 2021 ACTUAL	FY 2022 ADOPTED	FY 2022 YTD ACTUAL	FY 2023 REQUESTED	FY 2023 ADOPTED	FY 2022/23 CHANGE
Juvenile Probation	\$ -	\$ -	\$ -	\$ -	\$ -	\$ -	\$ -	0%
Juvenile Alt Education	\$ -	\$ -	\$ -	\$ -	\$ -	\$ -	\$ -	0%
Courthouse Security	\$ 310,000	\$ 310,000	\$ 410,000	\$ 310,000	\$ 310,000	\$ 310,000	\$ 310,000	0%
Healthcare Foundation	\$ 1,800,000	\$ 1,800,000	\$ 2,650,000	\$ 2,000,000	\$ 2,000,000	\$ 2,000,000	\$ 3,300,000	65%
Federal Grants Funded	\$ 97,332	\$ 61,362	\$ 17,604	\$ -	\$ -	\$ -	\$ -	0%
State Grants Funded	\$ 18,488	\$ 24,044	\$ 34,113	\$ -	\$ 1,150	\$ -	\$ -	0%
CPS Board	\$ 47,200	\$ 47,200	\$ 46,330	\$ 46,330	\$ 46,330	\$ 46,330	\$ 46,330	0%
Total	\$ 2,273,020	\$ 2,242,607	\$ 3,158,047	\$ 2,356,330	\$ 2,357,480	\$ 2,356,330	\$ 3,656,330 ↑	55%

CAPITAL IMPROVEMENT PROGRAM



Introduction

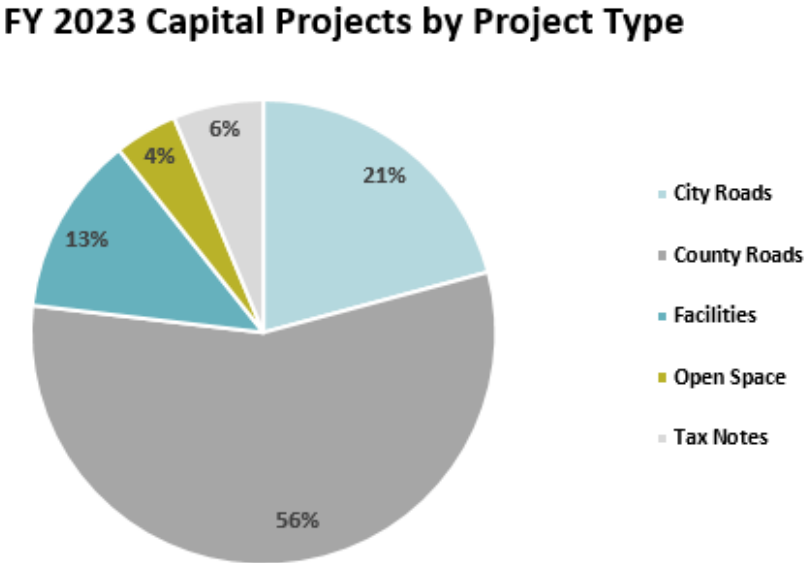
Definition of a Capital Improvement

Collin County defines a Capital Improvement as an investment of public funds into infrastructure projects that add value to the physical assets or increase their useful life. Improvements include major construction, acquisition, and renovations. While annual capital expenditures are defined as individual purchases with a value of \$5,000 or more and taking less than a year to complete, capital improvements are not defined using a dollar threshold. They are instead life to date projects that take longer than one year to finish and funded with debt. Capital projects fall into one of the five project types listed below:

- City Roads
- County Roads
- Facilities
- Open Space
- Tax Notes

Each of these project types are described in detail starting on Page 241 in the section titled “Impact on the Operating Budget”. The Capital Improvement Program is a multi-year infrastructure plan which matches the County’s highest priority capital needs while balancing the County’s financial constraints. The total project to date budget for Capital Improvement Projects in FY 2023 is \$754,537,250. Projects included in the budget are active projects that either have funding available or have funding encumbered on an interlocal agreement or contract. Once a project is finished and all funding has been spent it is no longer considered an active project. A break down by project group can be found on Page 246 and 247 in Table 16 and 17. The project summaries begin on Page 249.

Figure 14 – Capital Projects by Project Type



Capital Improvement Financing

Collin County issues general obligation bonds and tax notes to finance major capital projects. Capital Projects funded with bonds or other indebtedness are managed during construction by a multiyear budget.

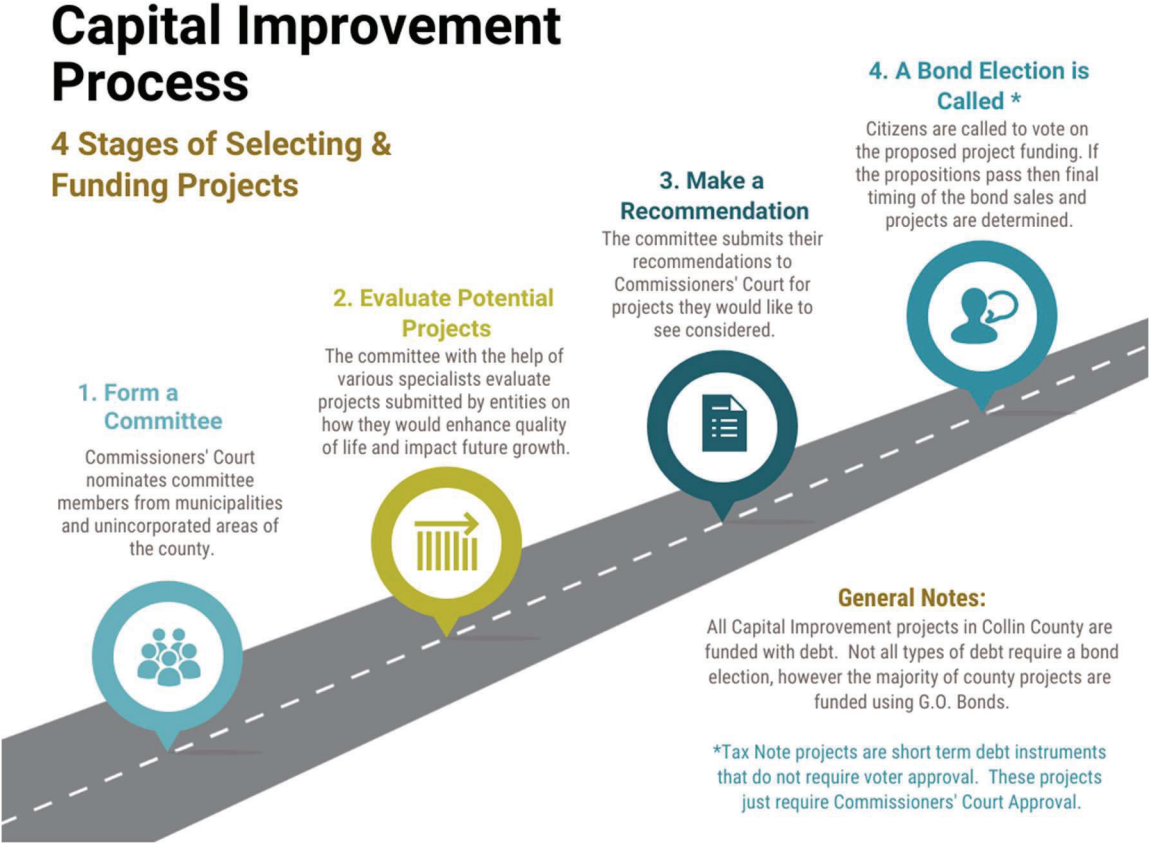
General Obligation bonds are municipal bonds backed by the credit and taxing power of the County. Collin County utilizes these types of bonds for funding most types of capital projects with the exception of information technology improvements.

Tax notes, or Tax Anticipation Notes, are short-term debt instruments used to finance projects before tax revenues are received. Once the County receives the taxes the debts are repaid according to the repayment schedule. Collin County utilizes tax notes for large information technology and building construction county-wide projects.

Capital Improvement Selection Process

Collin County relies on input from various different entities and sources to determine project needs. Each type of capital project has its own selection process for deciding what project gets funded, but they all are funded with debt. See Figure 15 for a snapshot of the process.

Figure 15 – Capital Project Process



City and County Road projects are guided by Collin County's Mobility Plan. The Mobility Plan is updated every five years and includes input from Commissioners' Court, the Planning Board, the Engineering Department, 31 local governments, Dallas Area Rapid Transit, and North Central Texas Council of Governments. Input through public workshops from residents and others utilizing the road ways is also considered. A committee of citizens evaluates submitted projects and makes a recommendation to Commissioners' Court.

Facility projects are based on the input of county departments such as the Building Superintendent and elected officials. A space study is done each year to determine if the office space available is sufficient to meet the needs of each department as well as project future staffing levels to aid in determining when expansion is necessary.

Open Space projects are submitted through the Project Funding Assistance Program. Entities eligible for funding include municipalities, nonprofits, school districts and nonpolitical groups. All applications are reviewed by the Collin County Parks Foundation Advisory Board. Project goals must be similar to and support or advance the mission published in the Collin County Parks and Open Space Strategic Plan. Priority is given to land acquisition, region trail connectors or trail projects and capital improvement projects for open space in that order. The advisory board reviews all applications and makes a recommendation to Commissioners' Court for what projects should be funded. In the 2018 Bond Election, Proposition C set aside \$10 million for Open Space projects. Each year for five years (2019-2023) \$2 million will be sold and available for projects.

Tax Note project priorities are based on department and elected official input much like facility projects. The County relies on the Information Technology Department heavily for guidance on the need for Technology enhancements. Requests for enhancements are also received from elected officials and other department heads. Most technology projects are cash funded in the General Fund and so are not considered capital improvement projects. Tax Notes are not utilized as often as the other four types since they are short term debt and don't require voter approval.

Debt Policy

The County's legal limits on debt are stated in the Constitution of the State of Texas, Article 3, Section 52. It says that by an affirmative vote of two-thirds majority of the voting qualified voters of the county, the County may issue bonds or otherwise lend its credit in any amount not to exceed one-fourth of the assessed valuation of the real property of the County. The County must set up a sinking fund and levy and collect taxes to pay the interest and principal of the annual required debt service until the debt is retired.

While Collin County does not have a formal debt policy, Collin County tries to keep the debt portion of the tax rate at no more than 5.5 cents or no more than 30% of the total tax rate. When selling debt the County's goal is to not increase the tax rate as to have the least amount of impact on operations. All known impacts of the sale of debt on operations is explained in the Operational Impacts section as well as on all individual project detail pages found in the Capital Improvement Book on the County website. The County's debt limit is 25% of assessed value of real property. The assessed value of the real property in the County is \$182.6 Billion and one quarter of this

amount is \$45.7 Billion. Collin County’s total debt is \$701.8 Million to be paid over the years until 2042.

Table 8 – Historical Bond Ratings

Bond Ratings

BOND ISSUE	MOODY'S INVESTORS SERVICES	STANDARD & POOR'S
LTD TAX REF AND IMPT BDS 2022	Aaa	AAA
LIMITED TAX PERMANENT IMPROVEMENT BONDS, SERIES 2022	Aaa	AAA
LIMITED TAX REFUNDING BONDS, TAXABLE SERIES 2021	Aaa	AAA
LIMITED TAX REFUNDING BONDS, TAXABLE SERIES 2021	Aaa	AAA
LIMITED TAX PERMANENT IMPROVEMENT BONDS, SERIES 2020	Aaa	AAA
LIMITED TAX REFUNDING BONDS, TAXABLE SERIES 2020	Aaa	AAA

The County relies on the advice of a professional outside financial advisor and its own financial officers about when it is advisable to issue new debt. A guiding principle on the issuance of new debt is the desire of the County to continue to maintain AAA bond ratings. We are well within the permissible limits set out by these advisors to continue with this goal. Details about Collin County’s Bond Issues can be found at emma.msrb.org and the [Collin County Website](#).

Schedule of Debt Requirements

Table 9 – Schedule of Requirements

All Bond Issues

FISCAL YEAR	PRINCIPAL REQUIREMENTS	INTEREST REQUIREMENTS	TOTAL REQUIREMENTS
2023	\$ 65,215,000	\$ 19,466,000	\$ 84,681,000
2024	\$ 38,175,000	\$ 17,247,329	\$ 55,422,329
2025	\$ 35,375,000	\$ 15,921,845	\$ 51,296,845
2026	\$ 32,370,000	\$ 14,552,355	\$ 46,922,355
2027	\$ 30,080,000	\$ 13,248,135	\$ 43,328,135
2028	\$ 28,630,000	\$ 12,028,132	\$ 40,658,132
2029	\$ 26,840,000	\$ 10,896,607	\$ 37,736,607
2030	\$ 27,945,000	\$ 9,812,799	\$ 37,757,799
2031	\$ 29,030,000	\$ 8,748,073	\$ 37,778,073
2032	\$ 27,735,000	\$ 7,704,362	\$ 35,439,362
2033	\$ 26,575,000	\$ 6,656,491	\$ 33,231,491
2034	\$ 25,740,000	\$ 5,639,425	\$ 31,379,425
2035	\$ 24,650,000	\$ 4,707,453	\$ 29,357,453
2036	\$ 22,730,000	\$ 3,867,869	\$ 26,597,869
2037	\$ 23,395,000	\$ 3,050,838	\$ 26,445,838
2038	\$ 24,245,000	\$ 2,196,134	\$ 26,441,134
2039	\$ 25,100,000	\$ 1,348,675	\$ 26,448,675
2040	\$ 17,240,000	\$ 679,244	\$ 17,919,244
2041	\$ 8,590,000	\$ 289,550	\$ 8,879,550
2042	\$ 3,985,000	\$ 79,700	\$ 4,064,700
\$ 543,645,000	\$ 158,141,015	\$ 701,786,015	

Figure 16 – Schedule of Requirements

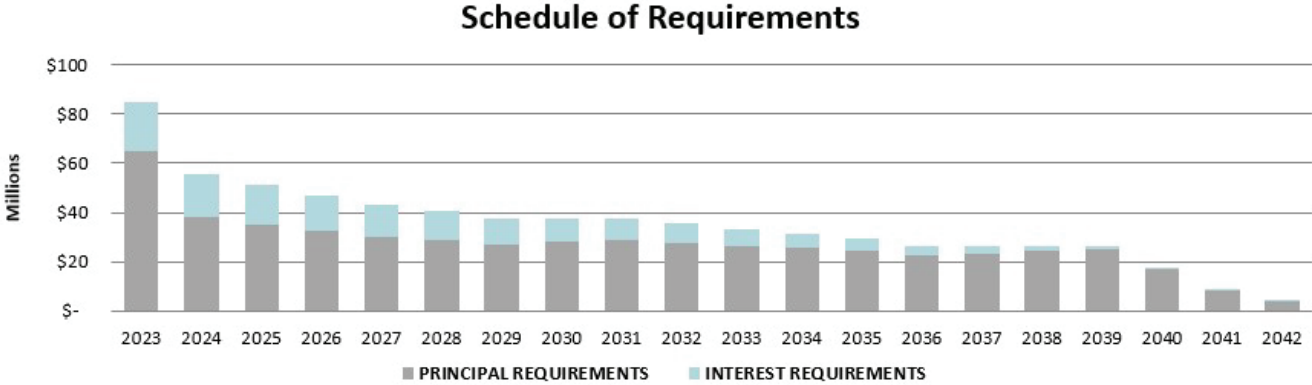
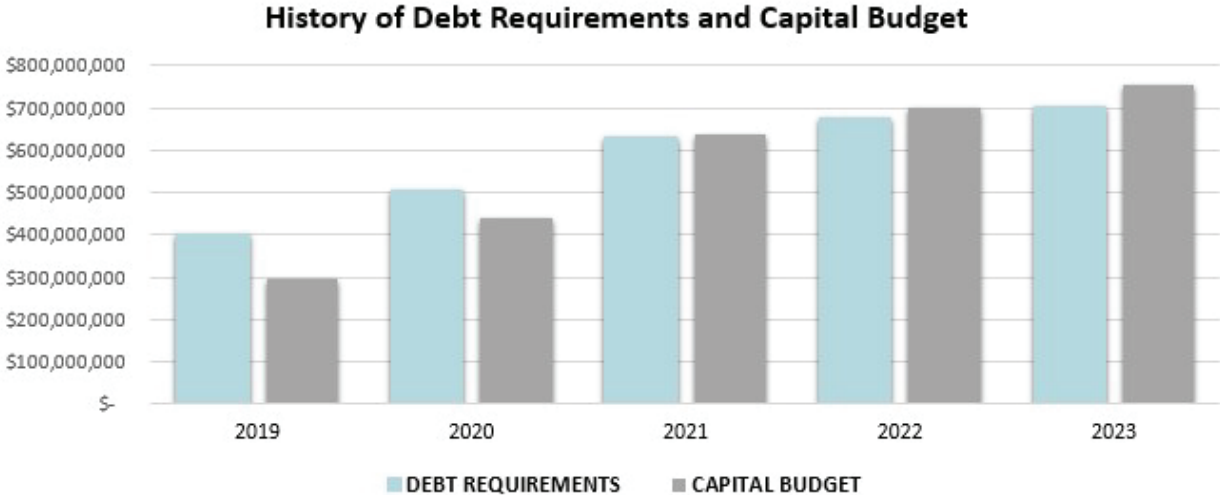


Table 10 – Historical Debt Requirements

Historical Debt Requirements			
FISCAL YEAR	PRINCIPAL REQUIREMENTS	INTEREST REQUIREMENTS	TOTAL REQUIREMENTS
2019	\$ 319,710,000	\$ 81,170,994	\$ 400,880,994
2020	\$ 392,565,000	\$ 110,438,249	\$ 503,003,249
2021	\$ 487,405,000	\$ 144,018,938	\$ 631,423,938
2022	\$ 526,975,000	\$ 148,896,449	\$ 675,871,449
2023	\$ 543,645,000	\$ 158,141,015	\$ 701,786,015

Figure 17 – Historical Debt and Capital Budget



Bond Elections

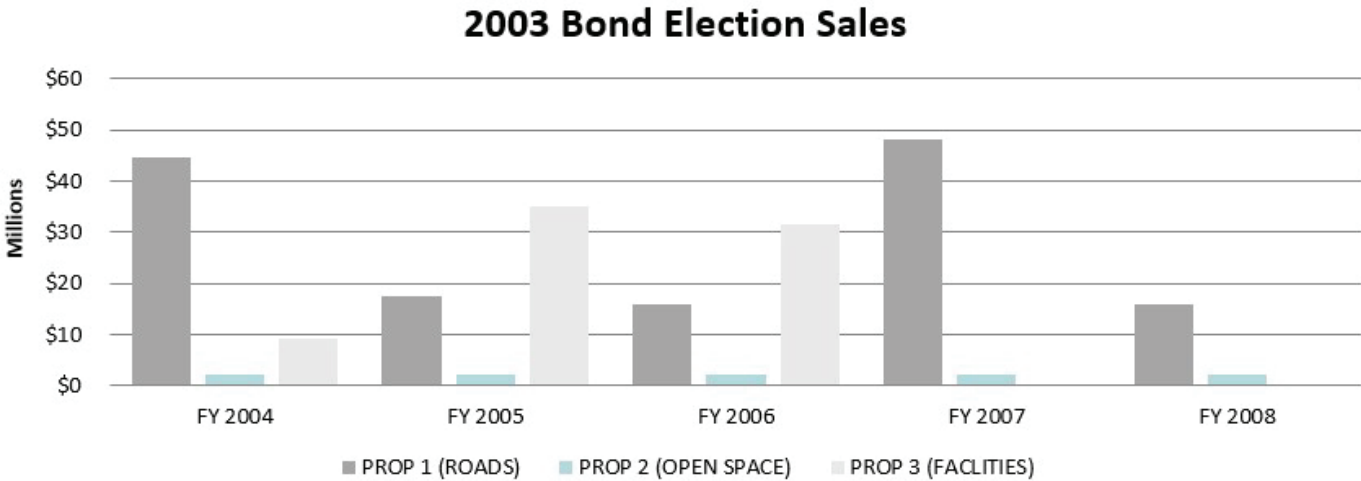
2003 Bond Status

On November 3, 2003, Collin County called a bond election totaling \$229 million on three propositions. Proposition One was to issue bonds in the amount of \$142 million for construction, maintenance and operation of roads and turnpikes throughout the County, including participation in the cost of joint State Highway and joint city projects. Proposition Two was to issue bonds in the amount of \$11 million for the purpose of acquiring and improving land for park and open space purposes, including joint county-city projects. Proposition Three was to issue bonds in the amount of \$76 million to acquire, construct, improve, renovate and equip juvenile and adult detention facilities, including court facilities and acquisition of land. The voters of Collin County approved all three propositions. The schedule for the construction of the projects approved in this bond election was coordinated with the County’s Debt Management Plan to ensure that projected capital funding requirements were consistent with plans for the sale of authorized General Obligation bonds and tax notes.

Table 11 – 2003 Bond Election Sales by Year

2003 Bond Election Sales						
	FY 2004	FY 2005	FY 2006	FY 2007	FY 2008	TOTAL
PROP 1 (ROADS)	\$44,550,000	\$17,360,000	\$15,920,000	\$48,190,000	\$15,980,000	\$142,000,000
PROP 2 (OPEN SPACE)	\$2,200,000	\$2,200,000	\$2,200,000	\$2,200,000	\$2,200,000	\$11,000,000
PROP 3 (FACILITIES)	\$9,250,000	\$35,150,000	\$31,600,000	\$0	\$0	\$76,000,000
TOTAL	\$56,000,000	\$54,710,000	\$49,720,000	\$50,390,000	\$18,180,000	\$229,000,000

Figure 18 – 2003 Bond Election Sales



2003 Tax Notes

In addition to the \$229,000,000 from the 2003 Bond Program, short-term debt was sold to fund important acquisitions and projects for the County. Some of the items funded with short-term tax notes include court imaging, the web project, fiber and the voice over internet protocol phone system. \$25,000,000 in short term debt was sold to purchase an Enterprise Resource Planning System and a Judicial System. The Enterprise Resource Planning System included accounting, reporting, purchasing, human resources, budgeting, fleet, building permits and other core software needs. The new Judicial System integrated the District, County and Justice of the Peace Courts with the District and County Clerks offices as well as the District Attorney.

2007 Bond Status

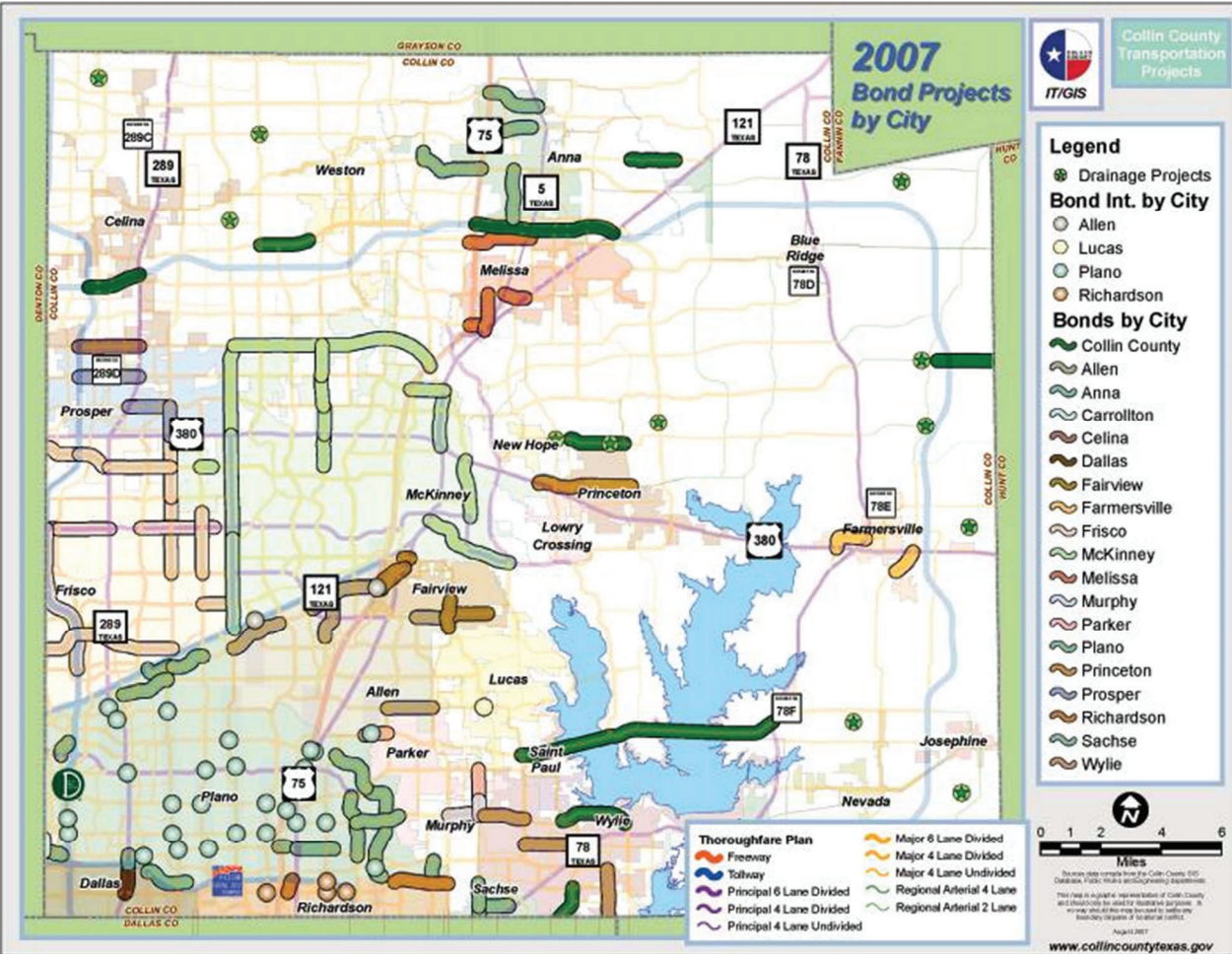
On November 6, 2007, Collin County called a bond election totaling \$328.9 million on three propositions. The Commissioners Court set the funding for the 2007 Transportation Bond at \$235.6 million, the Facilities Bond at \$76.3 million and the Parks & Open Space Bond at \$17 million.

The voters of Collin County approved all three propositions. The schedule for the construction of the projects approved in this bond election were coordinated with the County’s Debt Management Plan to ensure that projected capital funding requirements were consistent with plans for the sale of authorized General Obligation bonds and tax notes. Funding for these three programs was set based on anticipated bond capacity necessary without raising County taxes.

Table 12 – 2007 Bond Sales by Year

2007 Bond Election Sale										
	FY 2008	FY 2009	FY 2011	FY 2012	FY 2013	FY 2014	FY 2015	FY 2016	FY 2019	TOTAL
TRANSPORTATION BOND	\$25,020,000	\$15,835,000	\$28,490,000	\$36,500,000	\$28,000,000	\$27,500,000	\$43,473,000	\$30,782,000	\$0	\$235,600,000
FACILITIES BOND	\$4,500,000	\$26,000,000	\$0	\$0	\$0	\$0	\$0	\$0	\$ 45,800,000	\$76,300,000
PARKS & OPEN SPACE BOND	\$0	\$2,400,000	\$2,100,000	\$3,500,000	\$2,200,000	\$2,200,000	\$2,300,000	\$2,300,000	\$0	\$17,000,000
TOTAL	\$29,520,000	\$44,235,000	\$30,590,000	\$40,000,000	\$30,200,000	\$29,700,000	\$45,773,000	\$33,082,000	\$45,800,000	\$328,900,000

Figure 19 – 2007 Bond Projects by City



2018 Tax Notes

Commissioners' Court approved the issuance of \$18.1 Million for facility and technology projects. These tax notes were fully funded by the Debt Service fund balance for a 1-year term that came due August 15, 2019. The projects include \$1.4 million for the expansion of the Medical Examiner's building, \$2.2 million for the remodel of the Plano offices, \$3.2 million for a new facility for the Justice of the Peace and Constable staff in Precinct No. 2 and \$10.2 million for new Elections equipment and technology. There was \$1 million set aside in contingency for the identified projects.

2018 Bond Status

On November 6, 2018 Collin County called a bond election in the amount of \$750 million for transportation and open space projects on three propositions.

Proposition A in the amount of \$600 million will be for non-toll high speed highways and freeways and related service and frontage roads including participation in joint county-state and county-city projects. Studies show that congestion in Collin County and in the fast growing North Texas corridor will only get worse in the coming years. In fact, from 2000-2017, Collin County has grown by 80%, McKinney by 200%, Frisco by 350% and Prosper by 600%. Collin County will continue to grow, leading to more jobs, more economic opportunities and more traffic. To speed up travel times and avoid gridlock, new non-tolled freeways need to be built along highly traveled roads. This proposition provides for the construction of non-tolled freeways that will alleviate congestion while safely and efficiently transporting residents to work, home and play.

Proposition B for \$140 million is meant for the construction on roads including participation in joint county-state and county-city projects. Congested streets in Collin County are a large problem that cannot be fixed solely with new roads. In addition to new roads, expanding and repairing existing roadways is a vital part of preparing Collin County for future growth.

Proposition C will be for the acquisition and improvement of land for park and open space purposes. Funding is \$10 million total to be sold over the course of 5 years in \$2 million increments. Parks and other entertainment venues provide our communities with much-needed outdoor activity and gathering places. New parks will need to be built to service our growing local neighborhoods. This proposition provides for the construction of new parks and open spaces, which will provide communal spaces for Collin County residents as well as residents from surrounding communities.

The voters of Collin County approved all three propositions. The first bond sale took place February 20, 2019. Table 13 is the schedule of bond sales including the projection for FY 2023.

Table 13 – 2018 Bond Election Projected Sales by Year

2018 Bond Election Projected Sale

	FY 2019	FY 2020	FY 2021	FY 2022	FY 2023	TOTAL
PROP A - FREEWAYS (NON TOLL)	\$100,155,000	\$111,800,000	\$63,600,000	\$60,000,000	\$264,445,000	\$600,000,000
PROP B - THOROUGHFARES (CITIES)	\$8,500,000	\$62,500,000	\$45,000,000	\$24,000,000	\$0	\$140,000,000
PROP C - PARKS & OPEN SPACE	\$2,000,000	\$2,000,000	\$2,000,000	\$2,000,000	\$2,000,000	\$10,000,000
TOTAL	\$110,655,000	\$176,300,000	\$110,600,000	\$86,000,000	\$266,445,000	\$750,000,000

Impact on the Operating Budget

Collin County has five types of active capital projects: city roads, county roads, facilities, open space and tax notes. Operating impacts are included in the budget the first year of the impact and so future year impacts beyond year 1 are only the incremental increases above and beyond the preceding year. Below is a breakdown of what is included in each type of capital project. Also explained is any operating or maintenance expense that could result from each project type with examples of some of the large County projects found in this year's budget.

City Road Projects

City road projects are participation projects with cities to assist with funding roads within their jurisdiction. These consist of rebuilding bridges, improving roads and the purchase of right of way. Since these roads do not belong to the County, the County has no ongoing maintenance cost. The cities are responsible for maintaining these roads.

These projects are grouped by city with the exception of "County City" projects. These projects are city roads that the County is managing with no financial participation from the cities. These projects like other city roads will not have any operational impact to the County unless a portion of the road is in the unincorporated area. As a part of the 2018 Bond Election the County sold funding for two County City projects that will have at least partial segments that will be maintained by the County. These road projects are concrete roads as opposed to asphalt and rock roads that are normally maintained by the County. While concrete roads are made to last significantly longer than asphalt or rock, they can require maintenance and the County estimates the annual maintenance to be 2% of the cost of constructing the road.

County Road Projects

County road projects consist of County Bridges, County Regional and County Rural roads on the County's Thoroughfare Plan. County bridge projects are replacement projects for existing bridges and drainage improvements in Collin County and so do not require budgeting any additional maintenance. County Regional projects span across multiple jurisdictions and are mainly made up of highways and arterials that help get people to and from the highway systems. These projects are overseen by the State of Texas (TxDOT) as well as NTTA and include new arterials,

right of way participation with cities as well as TxDOT, and road improvements. Regional roads are maintained by the state or the NTTA if they are tollways and so the County has no maintenance responsibility. There are a series of projects related to the Collin County Outer Loop to purchase right of way and construct service roads. These roads will be concrete and follow the same guidelines for maintenance cost of 2% of construction. County Rural roads are roads as well as some bridges that fall in the unincorporated areas of the county. Rural projects include road improvements, drainage improvements and right of way acquisition. None of these projects require additional funding for maintenance because the County is not adding additional roadway, but rather improving the existing structures. For every mile of asphalt road it costs the County an average of \$11,500 a year to maintain. Included in the FY 2023 Road & Bridge Fund budget for County Road projects is \$199,740.

The County has a 50 Mile Program designed to help transition the County from dirt and rock roads to asphalt by converting 50 miles per year until all roads have been converted. Since the inception of this program Public Works has paved over 500 miles and has approximately 25 miles remaining to improve. The conversion of these roads to asphalt will ultimately save the County money on maintenance. The cost of re-rocking a road averages \$80,000 per mile and has to be re-done every 2-4 years depending on the use of the road. Other benefits of converting to asphalt include reduced dust and road material in the air as well as increased safety for drivers in all weather conditions.

Facility Projects

Facility projects consist of improving, expanding or constructing facilities. Improvements to the existing buildings usually do not have an operational impact because the space already exist and maintenance is already budgeted. When the County expands an existing building or builds a new building there could be staffing, utility or even contracted services that are impacted. Additional staff could include maintenance staff or staff for the departments being expanded or both. None of the County's existing facilities projects are anticipated to need additional maintenance staff, but the average cost to add a Maintenance Technician is \$149,050 including a vehicle, uniforms and required tools in FY 2023. Another type of operational impact is utility cost. The utility costs are dependent on location and what providers are required to be used. Some areas of the County have mandatory Co-Ops that provide power, while other areas we are able to use our contracted rates. Up until FY 2022, the county had a custodial contract for cleaning services where we paid by the square foot. As a part of the FY 2022 budget the county decided to bring this in-house and hire our own staff to keep the facilities clean. Due to this change, when additional square footage is added to buildings it will no longer have a material impact on the operating budget unless it requires additional staff.

The largest facilities project the County is working on in FY 2023 is the expansion of the jail. The County hired a consulting firm to conduct a study on the jail to evaluate the operations and provide recommendations for staffing levels as well as the design of the expansion. The study and plans have now been completed and construction has begun. This project will require the addition of 52 new employees including their training and equipment costs. The operational costs will be budgeted in the General Fund. Other notable facility projects are the renovation of the

Plano 900 Building. The remodel of the Plano 900 Building is expected to have no impact on operational costs. The remainder of the facilities projects listed in the detail are smaller in nature and are all improvements to existing buildings.

Open Space Projects

Open Space projects are mostly partnerships with cities to assist with the improvements of land for public use for parks and recreation. The County does have a few parks that are maintained by the County such as Myers Park, Parkhill Prairie and Sister Grove. The majority of the parks belong to the cities and do not require County maintenance. Parkhill Prairie and Sister Grove are maintained by caretakers and are budgeted annually in the General Fund. In FY 2023 the contracts total \$18,000 for both parks. Myers Park is maintained by a larger County staff and is also budgeted in the General Fund. The total budget for Myers Park including the Farm Museum in FY 2023 is \$1,009,619 including staff, maintenance and training.

Tax Notes Projects

Tax Note projects are information technology projects as well as building construction projects that help the County to better serve its citizens. As a part of the 2018 Tax Notes the County purchased a new election system that will have an impact on the operating budget. The new system will cost \$560,362 in maintenance in FY 2023 which is an incremental increase of \$16,321 over FY 2022. Maintenance for all technology and facilities projects are included in the General Fund after the first year. Operational costs included in the General Fund budget for all Tax Note projects in FY 2023 is \$58,056. Future year estimates are based on contract maximum increases for technology items and utility cost increases for facilities.

Discretionary/Contingency Projects

In addition to the five types is Discretionary and Contingency Projects. During each bond election funding has been set aside for additional projects that might not have been specifically named in the original election as a Tier 1 Priority, but are included as Tier 2 projects should funding become available. These funds are held in a Discretionary account until they have been approved and allocated to a project at which point they become one of the six types of projects. There is no operating impact for these projects because the projects either have not been identified yet or not yet approved by Commissioners' Court.

Table 14 – Operating Impact by Project Type

Operational Impact Summary by Project Type

PROJECT TYPE	FY 2023	FY 2024	FY 2025	FY 2026	FY 2027	FY 2028	FUTURE
City Roads	\$0	\$0	\$100,000	\$0	\$0	\$0	\$0
County Roads	\$199,740	\$0	\$288,000	\$0	\$0	\$0	\$27,571
Facilities	\$0	\$2,240,000	\$428,030	\$80,041	\$82,442	\$84,915	\$87,463
Open Space	\$0	\$0	\$0	\$0	\$0	\$0	\$0
Tax Notes	\$58,056	\$84,420	\$69,593	\$72,663	\$75,893	\$79,293	\$82,875
TOTAL IMPACT	\$257,796	\$2,324,420	\$885,623	\$152,704	\$158,335	\$164,209	\$197,909

Table 15 – Operating Impact by Fund

Operational Impact Summary by Fund

FUND	FY 2023	FY 2024	FY 2025	FY 2026	FY 2027	FY 2028	FUTURE
0001 - General Fund	\$58,056	\$2,324,420	\$497,623	\$152,704	\$158,335	\$164,209	\$170,337
1010 - Road & Bridge Fund	\$199,740	\$0	\$388,000	\$0	\$0	\$0	\$27,571
TOTAL IMPACT	\$257,796	\$2,324,420	\$885,623	\$152,704	\$158,335	\$164,209	\$197,909

Capital Improvement Project Funding Summaries

On the following two pages are summary tables of all of the Capital Improvement Projects. The revenues are broken down by project type while the expenditures are broken down by project group.

Table 16 on Page 246 shows the breakdown of the projects by bond series. The only remaining funding left of the 2001 series is the Outdoor Camp, Master Plan funding and funding for a new external website. The funding will continue to be included in the budget until all remaining funds are allocated and expensed. Most of the 2007 series funding is the funding sold in February of 2019 to expand the jail.

Table 17 on Page 247 shows a 3 year history of the capital budget and expenditures as well as the change from FY 2022 to FY 2023.

A quick snapshot of the Capital Improvement Program can be found in Figure 21 on Page 248. This highlights the data on Tables 14 through 17 using visual condensed tables and figures.

Table 18 starting on Page 249 is a summary table of all projects grouped by project group. The table shows the budget for each project as well as any available funds and the operational impacts for FY 2023.

The full Capital Improvement Book including all details for each project with location maps and pictures can be found on the Budget & Finance page on the Collin County Website. Below is a sample project to show all available project detail in the full book.

FY 2023 Capital Improvement Book – www.collincountytx.gov

Figure 20 – Sample Project Detail Page from Capital Improvement Book

FY 2023 CAPITAL IMPROVEMENT PROGRAM

Facility Projects

PROJECT GROUP: Adult Detention Facility
PROJECT NAME: Adult Detention Facility Expansion
PROJECT NUMBER: FI07JAIL
MAJOR PROJECT: N/A
START DATE: 2019
PROJECT STATUS: Active
FUNDING SOURCE: 2007 BOND ELECTION



PROJECT DESCRIPTION

Expansion of the Adult Detention Facility.

OPERATIONAL IMPACT

FUND	CURRENT FY 2023	PROJECTED IMPACT					TOTAL
		FY2024	FY2025	FY 2026	FY 2027	FUTURE	
0001 - General Fund	\$ -	\$ 2,240,000.00	\$ 428,030.00	\$ 80,040.90	\$ 82,442.13	\$ 84,915.39	\$ 2,915,428.42

IMPACT NOTES: The expansion is expected to increase staffing as well as utility costs. Projected cost includes 52 new employees with training and equipment. Utility costs include electric, gas, water and trash.

FINANCIALS

EXPENDITURE TYPE	BUDGET	ACTUALS	ENCUMBRANCES	REQUISITIONS	TOTAL EXPENDITURES	FY2023 AVAILABLE BUDGET
CONSTRUCTION	\$ 40,300,000.00	\$ 10,620,967.57	\$ 27,905,009.42	\$ -	\$ 38,525,976.99	\$ 1,774,023.01
DESIGN	\$ 5,500,000.00	\$ 3,336,729.86	\$ 288,476.27	\$ -	\$ 3,625,206.13	\$ 1,874,793.87
TOTAL	\$ 45,800,000.00	\$ 13,957,697.43	\$ 28,193,485.69	\$ -	\$ 42,151,183.12	\$ 3,648,816.88

Project financials are displayed as Project-to-Date numbers.

Table 16 – Budgeted Revenues and Expenditures by Bond/Tax Note Series

Capital Project Budget by Bond/Tax Note Series

PROJECT TYPE/GROUP	2001	2003	2007	2018
BOND/TAX NOTE REVENUES				
City Roads	\$0	\$67,864	\$94,021,110	\$62,999,245
County Roads	\$0	\$4,222,125	\$36,740,716	\$381,906,265
Facilities	\$0	\$24,838,406	\$69,317,507	\$0
Open Space	\$27,352,954	\$0	\$1,200,578	\$4,500,101
Tax Notes	\$1,682,495	\$27,687,885	\$0	\$18,000,000
TOTAL REVENUES	\$29,035,449	\$56,816,280	\$201,279,910	\$467,405,611
EXPENDITURES BY PROJECT GROUP				
Adult Detention Facility	\$0	\$20,114,558	\$46,086,751	\$0
City of Allen	\$0	\$0	\$755,715	\$0
City of Anna	\$0	\$0	\$971,660	\$0
City of Celina	\$0	\$0	\$21,687,179	\$0
City of Dallas	\$0	\$0	\$986,082	\$1,691,244
City of Fairview	\$0	\$0	\$3,732,500	\$0
City of Frisco	\$0	\$0	\$13,732,500	\$2,000,000
City of Lucas	\$0	\$0	\$0	\$8,365,180
City of McKinney	\$0	\$0	\$0	\$0
City of Murphy	\$0	\$0	\$1,162,529	\$0
City of Parker	\$0	\$0	\$1,700,400	\$0
City of Plano	\$0	\$67,864	\$34,873,159	\$4,942,136
City of Princeton	\$0	\$0	\$4,071,986	\$0
City of Sachse	\$0	\$0	\$0	\$0
City of Wylie	\$0	\$0	\$10,347,400	\$0
Collin County - Discretionary	\$0	\$0	\$2,103,197	\$34,105,334
Collin County Regional	\$0	\$0	\$28,265,149	\$335,454,804
Collin County Rural Road	\$0	\$4,193,125	\$4,808,621	\$0
Contingency Tax Notes	\$0	\$0	\$0	\$517,000
County Bridges	\$0	\$29,000	\$1,563,749	\$0
County City	\$0	\$0	\$0	\$46,000,685
County-City-State	\$0	\$0	\$0	\$12,346,127
Courts Facility	\$0	\$0	\$23,228,657	\$0
Facility Tax Notes	\$1,580,486	\$0	\$0	\$7,283,000
Juvenile Detention Facility	\$0	\$4,723,848	\$2,099	\$0
Open Space Grants	\$0	\$0	\$1,200,578	\$4,500,101
Outdoor Camp	\$27,352,954	\$0	\$0	\$0
Technology Tax Notes	\$102,009	\$27,687,885	\$0	\$10,200,000
TOTAL EXPENDITURES	\$29,035,449	\$56,816,280	\$201,279,910	\$467,405,611

Table 17 – FY 2023 Budgeted Revenues and Expenditures

FY 2023 Budgeted Revenues & Expenditures

PROJECT TYPE/GROUP	FY 2021 BUDGET	FY 2022 BUDGET	FY 2023 BUDGET	CHANGE FROM FY 2022 BUDGET	% CHANGE FROM FY 2022 BUDGET
BOND/TAX NOTE REVENUES					
City Roads	\$142,765,955	\$190,454,460	\$157,088,219	-\$33,366,241	-18%
County Roads	\$258,545,172	\$335,878,494	\$422,869,105	\$86,990,611	26%
Facilities	\$154,409,086	\$94,155,913	\$94,155,913	\$0	0%
Open Space	\$33,744,735	\$31,841,734	\$33,053,633	\$1,211,899	4%
Tax Notes	\$47,252,031	\$47,354,040	\$47,370,380	\$16,340	0%
TOTAL REVENUES	\$636,716,980	\$699,684,640	\$754,537,250	\$54,852,609	8%
EXPENDITURES BY PROJECT GROUP					
Adult Detention Facility	\$65,965,009	\$66,201,309	\$66,201,309	\$0	0%
City of Allen	\$2,750,000	\$1,061,821	\$755,715	-\$306,106	-29%
City of Anna	\$2,971,660	\$2,971,660	\$971,660	-\$2,000,000	-67%
City of Celina	\$14,831,929	\$20,565,851	\$21,687,179	\$1,121,328	5%
City of Dallas	\$3,038,494	\$2,677,326	\$2,677,326	\$0	0%
City of Fairview	\$3,732,500	\$3,732,500	\$3,732,500	\$0	0%
City of Farmersville	\$2,000,000	\$0	\$0	\$0	0%
City of Frisco	\$20,163,500	\$20,163,500	\$15,732,500	-\$4,431,000	-22%
City of Lucas	\$8,365,180	\$8,365,180	\$8,365,180	\$0	0%
City of McKinney	\$6,119,972	\$17,123,902	\$0	-\$17,123,902	-100%
City of Melissa	\$0	\$0	\$0	\$0	0%
City of Murphy	\$1,162,529	\$1,162,529	\$1,162,529	\$0	0%
City of Parker	\$2,710,000	\$2,710,000	\$1,700,400	-\$1,009,600	-37%
City of Plano	\$40,915,295	\$40,915,295	\$39,883,159	-\$1,032,136	-3%
City of Princeton	\$12,069,496	\$12,069,496	\$4,071,986	-\$7,997,510	-66%
City of Sachse	\$588,000	\$588,000	\$0	-\$588,000	-100%
City of Wylie	\$10,347,400	\$10,347,400	\$10,347,400	\$0	0%
Collin County - Discretionary	\$2,240,621	\$12,345,955	\$36,208,531	\$23,862,576	193%
Collin County Regional	\$236,763,284	\$300,043,452	\$363,719,952	\$63,676,501	21%
Collin County Rural Road	\$4,808,600	\$9,001,725	\$9,001,746	\$21	0%
Contingency Road Bonds	\$0	\$0	\$0	\$0	0%
Contingency Tax Notes	\$750,000	\$547,000	\$517,000	-\$30,000	-5%
County Bridges	\$1,732,667	\$1,592,749	\$1,592,749	\$0	0%
County City	\$11,000,000	\$46,000,000	\$46,000,685	\$685	0%
County-City-State	\$13,000,000	\$12,894,613	\$12,346,127	-\$548,486	-4%
Courts Facility	\$78,358,879	\$23,228,657	\$23,228,657	\$0	0%
Facility Tax Notes	\$8,630,486	\$8,833,486	\$8,863,486	\$30,000	0%
Juvenile Detention Facility	\$1,000,000	\$4,725,947	\$4,725,947	\$0	0%
Juvenile Justice Facility	\$9,085,198	\$0	\$0	\$0	0%
Open Space Grants	\$6,391,781	\$4,488,780	\$5,700,679	\$1,211,899	27%
Outdoor Camp	\$27,352,954	\$27,352,954	\$27,352,954	\$0	0%
Technology Tax Notes	\$37,871,545	\$37,973,554	\$37,989,894	\$16,340	0%
TOTAL EXPENDITURES	\$636,716,980	\$699,684,640	\$754,537,250	\$54,852,609	8%

Figure 21 – Capital Project Quick Facts

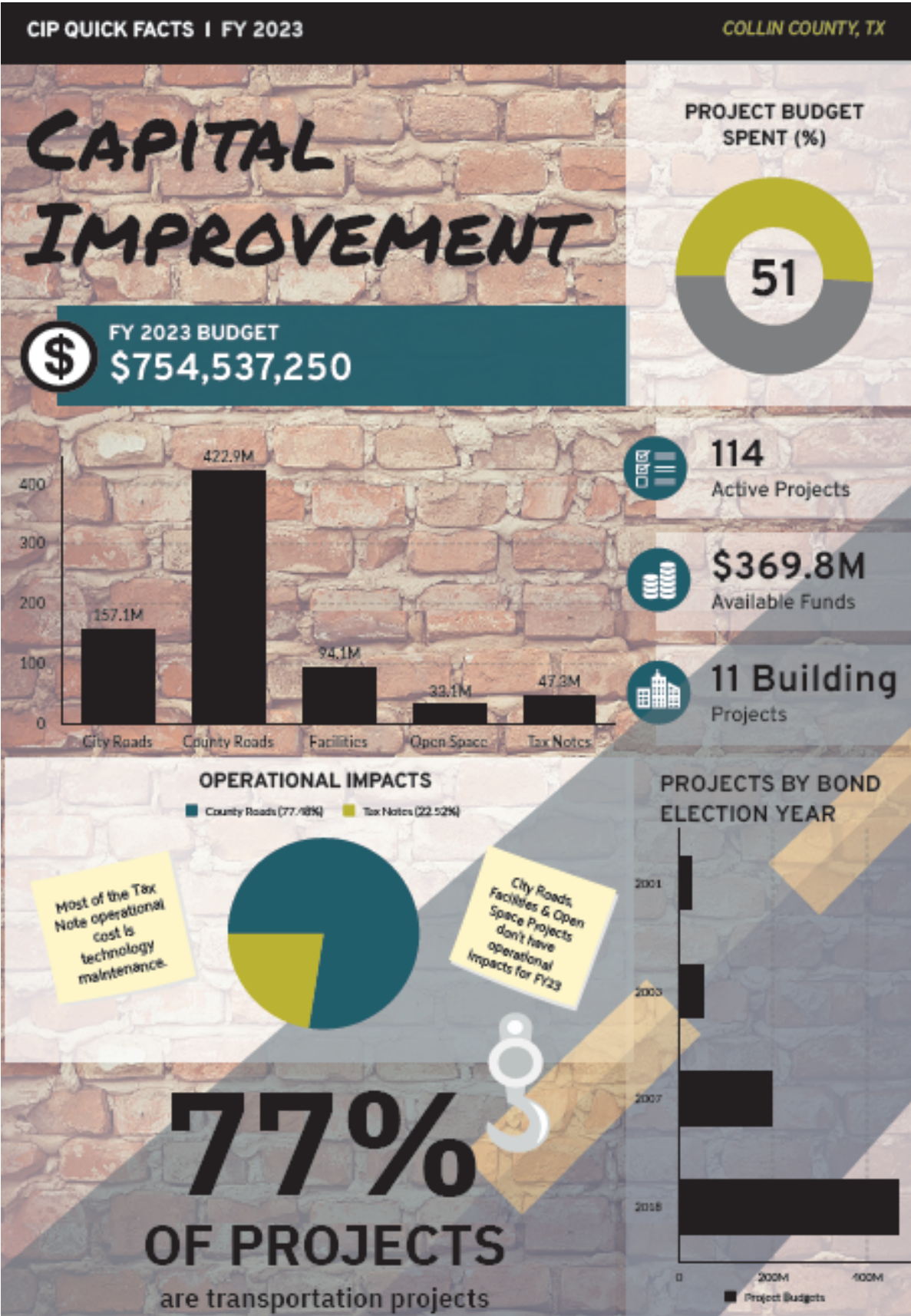


Table 18 – Project Summaries

Project Summaries

PROJECT NAME	DESCRIPTION	PROJECT TYPE	FY 2023 BUDGET	AVAILABLE	OPERATIONAL IMPACT
ADULT DETENTION FACILITY					
FI03JAIL	2003 Bond - Justice Center	Facilities	\$ 20,114,558	\$ 10,597	\$ -
FI07JAIL	Adult Detention Facility Expansion	Facilities	\$ 45,800,000	\$ 3,648,817	\$ -
FI07K4001	Security Barrier	Facilities	\$ 65,000	\$ -	\$ -
FI07K4002	Food Pass Doors and Locks	Facilities	\$ 110,000	\$ 0	\$ -
FI07K4008	Fire Suppression Sprinklers	Facilities	\$ 111,751	\$ 111,751	\$ -
CITY OF ALLEN					
RI07007	AL - US 75 from Ridgeview	City Roads	\$ 755,715	\$ -	\$ -
CITY OF ANNA					
RI07009	AN - Mantua Rd from SH 5	City Roads	\$ 971,660	\$ 971,660	\$ -
CITY OF CELINA					
RI07014	CE - CR 5 from DNT Exten	City Roads	\$ 21,687,179	\$ 1,005,291	\$ -
CITY OF DALLAS					
RI0718012	DA - Frankford Road	City Roads	\$ 986,082	\$ -	\$ -
RI18012	DA - Frankford Road: SH 289/Preston Rd to Coit Rd	City Roads	\$ 1,691,244	\$ -	\$ -
CITY OF FAIRVIEW					
RI07017	FV - FM 1378 from Lucas	City Roads	\$ 132,500	\$ 132,500	\$ -
RI07018	FV - Frisco Rd from FM 1378	City Roads	\$ 540,000	\$ -	\$ -
RI07019	FV - Fairview from Ridgevie	City Roads	\$ 3,060,000	\$ -	\$ -
CITY OF FRISCO					
RI070031	FR - Lebanon-Starwood-Dalpk	City Roads	\$ 1,150,000	\$ 329,524	\$ -
RI07031	FR - Virginia from Prestn	City Roads	\$ 6,750,000	\$ -	\$ -
RI07033	FR - N Dlls Pkwy from War	City Roads	\$ 5,832,500	\$ -	\$ -
RI18008	FR - Dallas Parkway: Eldorado Pkwy to Panther Creek Pkwy	City Roads	\$ 2,000,000	\$ 2,000,000	\$ -
CITY OF LUCAS					
RI18007	LU - Lucas Road: FM 2551/Angel Parkway to FM 1378/Country Club Rd	City Roads	\$ 8,365,180	\$ 726,000	\$ -
CITY OF MURPHY					
RI07053	MU - Betsy Ln fr FM2551	City Roads	\$ 1,162,529	\$ 165,217	\$ -
CITY OF PARKER					
RI070064	PA - Parker Water Lines	City Roads	\$ 1,641,115	\$ 1,402,259	\$ -
RI070074	City of Parker Utility Relocations	City Roads	\$ 59,285	\$ -	\$ -
CITY OF PLANO					
RI0318009	PL - Shiloh Road: 14th Street to Park Blvd	City Roads	\$ 67,864	\$ -	\$ -
RI07057	PL - Major Thrhgr Rehab	City Roads	\$ 16,543,075	\$ 1	\$ -
RI07058	PL - Intersection Imprvmt	City Roads	\$ 18,330,084	\$ 763,040	\$ -
RI18009	PL - Shiloh Road: 14th Street to Park Blvd	City Roads	\$ 4,942,136	\$ -	\$ -
CITY OF PRINCETON					
RI07077	PN - CR407 frm US 380	City Roads	\$ 4,071,986	\$ 95,411	\$ -
CITY OF WYLIE					
RI07091	WY - McMillan Rd fr McCre	City Roads	\$ 5,826,150	\$ 2,399,375	\$ -
RI07092	WY - Stone Rd fr Akin Ln	City Roads	\$ 4,521,250	\$ 4,021,250	\$ -

Capital Improvement Program

PROJECT NAME	DESCRIPTION	PROJECT TYPE	FY 2023 BUDGET	AVAILABLE	OPERATIONAL IMPACT
COLLIN COUNTY DISCRETIONARY					
RI070000	Discretionary	County Roads	\$ 103,197	\$ 126,960	\$ -
RI070041	CR564 - BR Pilot Grove CK	County Roads	\$ 500,000	\$ 435,599	\$ -
RI070042	CR613 - Grove Creek	County Roads	\$ 530,000	\$ 11,817	\$ -
RI070043	CR604 - Elm Creek	County Roads	\$ 530,000	\$ 108,802	\$ -
RI070044	CR664 - Br Arnold Creek	County Roads	\$ 440,000	\$ 109,564	\$ -
RI18000A	2018 Proposition A Discretionary	County Roads	\$ 105,334	\$ 105,334	\$ -
RI18000B	2018 Proposition B Discretionary	County Roads	\$ 34,000,000	\$34,000,000	\$ -
COLLIN COUNTY REGIONAL					
RI070020	FM2551 - Engineering	County Roads	\$ 3,853,408	\$ 109,286	\$ -
RI070027	TXDOT ROW 75 fr ML to 455	County Roads	\$ 2,031,831	\$ 763,126	\$ -
RI070048	US 380: Airport - CR458	County Roads	\$ 732,818	\$ 551,417	\$ -
RI070049	FM 546/CR400: Airport E PR	County Roads	\$ 1,300,000	\$ 1,300,000	\$ -
RI070052	FM1378, FM1378N - FM3286	County Roads	\$ 1,470,609	\$ 413,489	\$ -
RI070054	FM2514, Lavon Pkwy-Brown	County Roads	\$ 4,638,724	\$ 3,319,587	\$ -
RI070056	SH78: FM6 - CR557	County Roads	\$ 1,084,700	\$ 1,084,700	\$ -
RI070075	Signal Improve @ Ranch Rd/Dewitt Rd	County Roads	\$ 154,605	\$ -	\$ -
RI070076	Park Blvd Frm FM 1378 to FM 2514	County Roads	\$ 1,378,554	\$ 1,378,554	\$ -
RI07095	Outer Loop frm DNT to 289	County Roads	\$ 9,987,000	\$ 183,977	\$ 199,740
RI0718003	SE Collin County Mobility Study	County Roads	\$ 1,500,000	\$ 511,691	\$ -
RI18001	US380 Denton Cnty to Custer	County Roads	\$ 38,020,000	\$34,872,900	\$ -
RI18002	SP 399 SRT by Airport	County Roads	\$ 40,908,000	\$40,908,000	\$ -
RI18003	US 78 PGBT to FM 6	County Roads	\$ 14,800,000	\$12,326,982	\$ -
RI18013	US 380, Airport to East Outer Loop	County Roads	\$ 80,000,000	\$80,000,000	\$ -
RI18017	US 380, Airport to Custer Land Acquisition	County Roads	\$ 40,000,118	\$20,189,664	\$ -
RI18OL001	Collin/Denton Line to SH289	County Roads	\$ 14,400,000	\$ 2,506,918	\$ -
RI18OL002	Outerloop - BS289 to 75	County Roads	\$ 96,826,685	\$46,803,929	\$ -

Capital Improvement Program

PROJECT NAME	DESCRIPTION	PROJECT TYPE	FY 2023 BUDGET	AVAILABLE	OPERATIONAL IMPACT
COLLIN COUNTY REGIONAL					
RI18OL004	Outer Loop, SH 121 to US 380	County Roads	\$ 6,300,000	\$ 6,300,000	\$ -
RI18OL005	Outer Loop, US 380 to FM 6	County Roads	\$ 3,000,000	\$ 3,000,000	\$ -
RI18OL006	Outer Loop, FM 6 to Rockwall County	County Roads	\$ 1,200,000	\$ 1,200,000	\$ -
RIP75301	Mobility Plan Update	County Roads	\$ 132,900	\$ 46,188	\$ -
COLLIN COUNTY RURAL ROAD					
RI03078	CR166 (youth barn) - RRd	County Roads	\$ 4,193,125	\$ 190,921	\$ -
RI07099	CR - Park Blvd fr FM2514	County Roads	\$ 3,688,621	\$ 21	\$ -
RI07101	CR - CR 424 fr Sheffield	County Roads	\$ 1,120,000	\$ 1,120,000	\$ -
CONTINGENCY TAX NOTES					
BACONTNG	2018 Tax Note Contingency	Tax Notes	\$ 517,000	\$ 517,000	\$ -
COUNTY BRIDGES					
RI03082	CR282 - Bridge	County Roads	\$ 29,000	\$ 11,000	\$ -
RI070015	CD - CR601 TomBeanCreek	County Roads	\$ 380,349	\$ 52,142	\$ -
RI070028	CR317 @ Wilson Creek	County Roads	\$ 532,699	\$ 72,176	\$ -
RI07103	CD - CR 618 @ Cedar Creek	County Roads	\$ 650,701	\$ 11,801	\$ -
COUNTY CITY					
RI18004CO	Park FM2514 to SH 78	City Roads	\$ 28,000,685	\$25,062,215	\$ -
RI18005CO	FM 546 / CR400	City Roads	\$ 14,000,000	\$ 7,470,159	\$ -
RI18006CO	Frontier DNT TO SH 289	City Roads	\$ 4,000,000	\$ -	\$ -
COUNTY CITY STATE					
RI18014	US 380: Airport to CR 458	County Roads	\$ 11,000,000	\$11,000,000	\$ -
RI18016	FM 545 Contributions	County Roads	\$ 1,346,127	\$ 1,346,127	\$ -
COURTS FACILITY					
FI07CH	Bloomdale Cths Phase 2	Facilities	\$ 23,228,657	\$ 717,879	\$ -
FACILITY TAX NOTES					
FI01MP	Admin Services - Master Plan	Tax Notes	\$ 1,580,486	\$ 49,123	\$ -
FI18LAVNCH	JP/Constable Precinct 2 Bldg	Tax Notes	\$ 3,480,000	\$ 14,062	\$ -
FI18ME	Medical Examiner Building Expansion	Tax Notes	\$ 1,400,000	\$ 1,400,000	\$ -
FI18PLCH	Plano Sub-CH Improvement Renovations	Tax Notes	\$ 2,403,000	\$ 186,586	\$ -
JUVENILE DETENTION FACILITY					
FI03JUVD	Juvenile Detention Facility	Facilities	\$ 4,723,848	\$ 4,785	\$ -
FI0703JUVD	Add Lockers & Renovate Breakroom	Facilities	\$ 2,099	\$ -	\$ -

Capital Improvement Program

PROJECT NAME	DESCRIPTION	PROJECT TYPE	FY 2023 BUDGET	AVAILABLE	OPERATIONAL IMPACT
OPEN SPACE GRANTS					
OI0718PG18	City of McKinney - Wilson Creek Greens Trail Project	Open Space	\$ 282,263	\$ 282,263	\$ -
OI07OS	2007 Open Space Grant Fnd	Open Space	\$ 614,150	\$ 614,150	\$ -
OI07PG101	Trinity Trail Preservation Assoc	Open Space	\$ 7,500	\$ -	\$ -
OI07PG103	City of Allen - Eugene McDermott	Open Space	\$ 140,365	\$ -	\$ -
OI07PG106	MP Show Barn Failure	Open Space	\$ 50,000	\$ 42,399	\$ -
OI07PG107	MP Stall Barn Foundation Failure	Open Space	\$ 50,000	\$ 42,399	\$ -
OI07PG108	MP Confinement Building Restoration	Open Space	\$ 28,150	\$ -	\$ -
OI07PG109	Myers Park Granary Restoration	Open Space	\$ 28,150	\$ -	\$ -
OI18DISC	2018 Proposition C Discretionary	Open Space	\$ 20,590	\$ 20,590	\$ -
OI18PG09	Allen - Stephen G Terrell ComM Park	Open Space	\$ 379,200	\$ 335,415	\$ -
OI18PG11	Frisco - Parvin Branch Trail Connect	Open Space	\$ 100,000	\$ 100,000	\$ -
OI18PG12	City of Allen-Bethany Lakes Loop Trail	Open Space	\$ 134,176	\$ 134,176	\$ -
OI18PG13	Town of Fairview - State Highway 5 to Stoddard Rd Trail Connection	Open Space	\$ 44,915	\$ 44,915	\$ -
OI18PG14	City of Frisco - Independence Hike & Bike Trail	Open Space	\$ 211,920	\$ 211,920	\$ -
OI18PG16	City of Lavon - Bear Creek Trail Creek Crossing Connector	Open Space	\$ 233,250	\$ 233,250	\$ -
OI18PG17	City of Lowry Crossing - Lowry Crossing City Park	Open Space	\$ 412,067	\$ 412,067	\$ -
OI18PG18	City of McKinney - Wilson Creek Greens Trail Project	Open Space	\$ 113,737	\$ 113,737	\$ -
OI18PG19	City of Melissa - Brookside Sub-Surface Crossing at SH 121	Open Space	\$ 146,666	\$ 146,666	\$ -
OI18PG21	City of Princeton - Princeton Crossroads Park Phase 1B	Open Space	\$ 354,362	\$ 354,362	\$ -
OI18PG22	Town of Prosper - Pecan Grove Park Trail Project	Open Space	\$ 200,550	\$ 200,550	\$ -
OI18PG23	City of Sachse - J.K. Sachse Park Phase 1	Open Space	\$ 161,294	\$ 161,294	\$ -
OI18PG24	AL - Molsen Farm Acq III	Open Space	\$ 500,000	\$ 500,000	\$ -
OI18PG25	Fairview - Stacy Rd to Monarch Trail	Open Space	\$ 97,150	\$ 97,150	\$ -
OI18PG26	Farmersville - City Park Acq	Open Space	\$ 62,500	\$ 62,500	\$ -
OI18PG27	Farmersville - Rambler Park	Open Space	\$ 50,000	\$ 50,000	\$ -
OI18PG28	Farmersville - Onion Shed	Open Space	\$ 175,000	\$ 175,000	\$ -

Capital Improvement Program

PROJECT NAME	DESCRIPTION	PROJECT TYPE	FY 2023 BUDGET	AVAILABLE	OPERATIONAL IMPACT
OPEN SPACE GRANTS					
OI18PG29	Farmersville - Caddo Park	Open Space	\$ 100,000	\$ 100,000	\$ -
OI18PG30	Frisco - Poweline Hike & Bike Trail	Open Space	\$ 250,681	\$ 250,681	\$ -
OI18PG31	McKinney - Wilson Creek Greens Trail	Open Space	\$ 250,681	\$ 250,681	\$ -
OI18PG32	Plano - Los Rios Park Trail	Open Space	\$ 250,681	\$ 250,681	\$ -
OI18PG33	Prosper - First St Ped & Bicycle Tunn	Open Space	\$ 250,681	\$ 250,681	\$ -
OUTDOOR CAMP					
OI01OC	OUTDOOR CAMP	Open Space	\$ 26,970,915	\$ 253,372	\$ -
OI01OCA	AdvCmp - Upgrd WasteWtrPI	Open Space	\$ 382,039	\$ 552	\$ -
TECHNOLOGY TAX NOTES					
TI01K0602	County Website Solution	Tax Notes	\$ 102,009	\$ 102,009	\$ -
TI03FIN	Financial Reporting System	Tax Notes	\$ 12,194,488	\$ 4,039,862	\$ 15,551
TI03JUS	Justice System	Tax Notes	\$ 15,493,397	\$ 167,970	\$ 26,184
TI18ELEC	Elections Equipment and Technology	Tax Notes	\$ 10,200,000	\$ 116,584	\$ 16,321

ENTERING
COLLIN
COUNTY

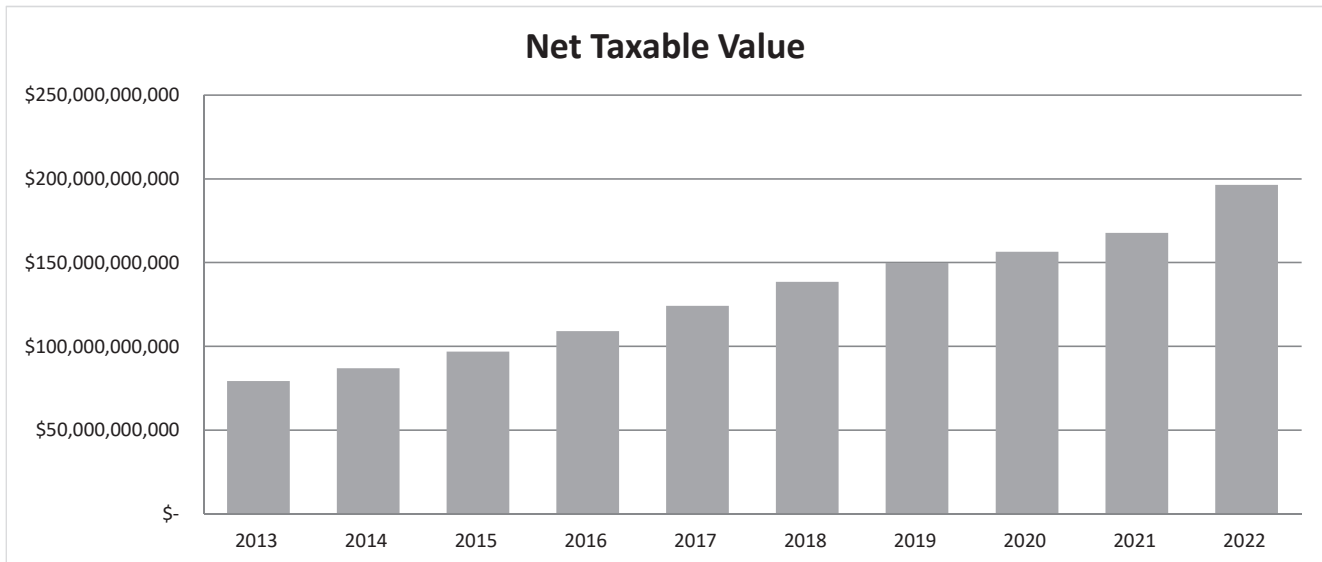
Sam Rayburn
Memorial Highway

STATISTICS

Certified Appraised Values

Ten-Year Trend

YEAR	NET TAXABLE	% CHANGE	ADJUSTED TAXABLE	% CHANGE
2013	\$ 79,238,767,392	6.2%	\$ 79,118,900,313	6.2%
2014	\$ 86,871,450,852	9.6%	\$ 86,486,159,140	9.3%
2015	\$ 96,807,570,324	11.4%	\$ 96,197,416,782	11.2%
2016	\$ 109,041,422,918	12.6%	\$ 108,308,828,437	12.6%
2017	\$ 124,035,906,716	13.8%	\$ 123,186,796,413	13.7%
2018	\$ 138,427,326,503	11.6%	\$ 137,371,735,029	11.5%
2019	\$ 149,632,276,578	8.1%	\$ 148,262,466,992	7.9%
2020	\$ 156,340,000,000	4.5%	\$ 154,855,783,213	4.4%
2021	\$ 167,755,086,085	7.3%	\$ 165,901,736,096	7.1%
2022	\$ 196,328,281,726	17.0%	\$ 194,617,015,072	17.3%



NOTES:

1. Certified Net Taxable Value is as of July 25th of each year per Tax Code 26.01
2. Adjusted Taxable Value equals Certified Net Taxable less Freeze Loss as of July 25th of each year per Tax Code 26.01

Property Tax

The following is a property tax analysis for an average homeowner with and without a homestead exemption living in Collin County. The average home in Collin County is valued at \$513,136 according to statistics compiled by the Central Appraisal District of Collin County. Residential properties with a homestead exemption are capped at 10% growth over prior year taxable value.

TAXING UNIT	TAX RATE	AVERAGE TAXES <u>WITH</u> HOMESTEAD EXEMPTION*	PRIOR YEAR TAX RATE	PRIOR YEAR AVERAGE TAXES <u>WITH</u> HOMESTEAD EXEMPTION	DIFFERENCE
Collin County	\$ 0.152443	\$631.77	\$ 0.168087	\$633.28	(\$1.51)
City of Plano	\$ 0.417600	\$1,457.40	\$ 0.446500	\$1,416.60	\$40.80
Plano ISD	\$ 1.259750	\$4,991.66	\$ 1.320750	\$4,907.70	\$83.97
Collin College	\$ <u>0.081220</u>	\$ <u>350.26</u>	\$ <u>0.081222</u>	\$ <u>318.05</u>	\$ <u>32.20</u>
Total	\$ 1.911013	\$7,431.09	\$ 2.016559	\$7,275.62	\$155.47

*Residential properties with a homestead exemption are capped at 10% growth over prior year taxable value.

TAXING UNIT	TAX RATE	AVG. TAXES <u>WITHOUT</u> HOMESTEAD EXEMPTION	PRIOR YEAR TAX RATE	PRIOR YEAR AVG. TAXES <u>WITHOUT</u> HOMESTEAD EXEMPTION	DIFFERENCE
Collin County	\$ 0.152443	\$782.24	\$ 0.168087	\$666.61	\$115.63
City of Plano	\$ 0.417600	\$2,142.86	\$ 0.446500	\$1,770.75	\$372.11
Plano ISD	\$ 1.259750	\$6,464.23	\$ 1.320750	\$5,237.88	\$1,226.35
Collin College	\$ <u>0.081220</u>	\$ <u>416.77</u>	\$ <u>0.081222</u>	\$ <u>322.11</u>	\$ <u>94.66</u>
Total	\$ 1.911013	\$9,806.10	\$ 2.016559	\$7,997.35	\$1,808.75

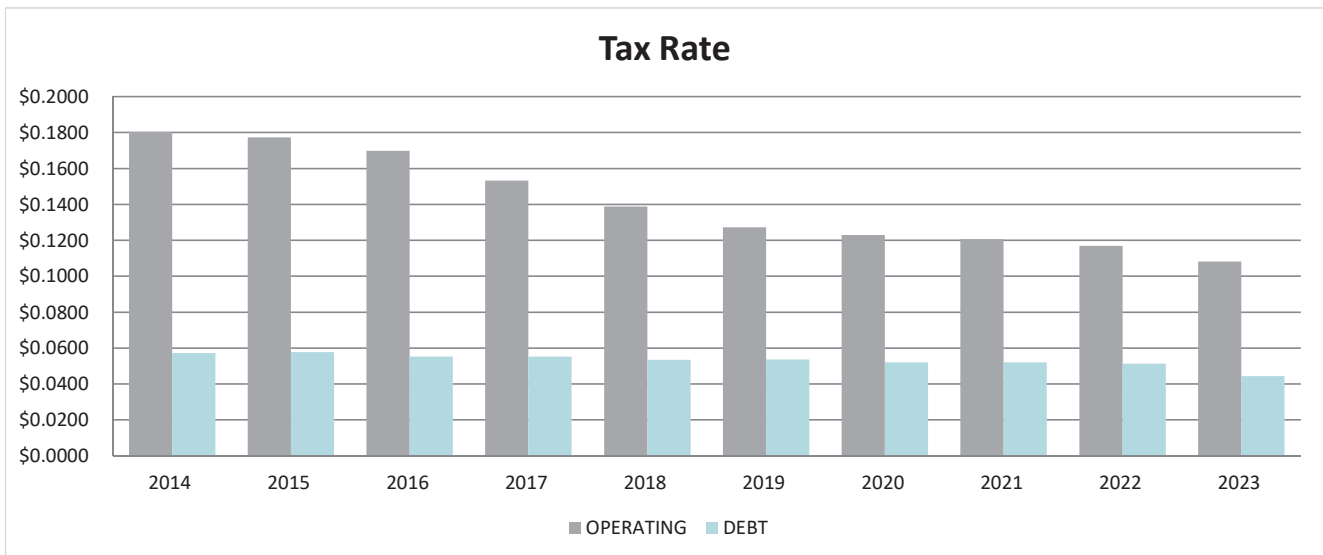
Distribution by Taxing Unit



Tax Rate Distribution

Ten-Year Trend

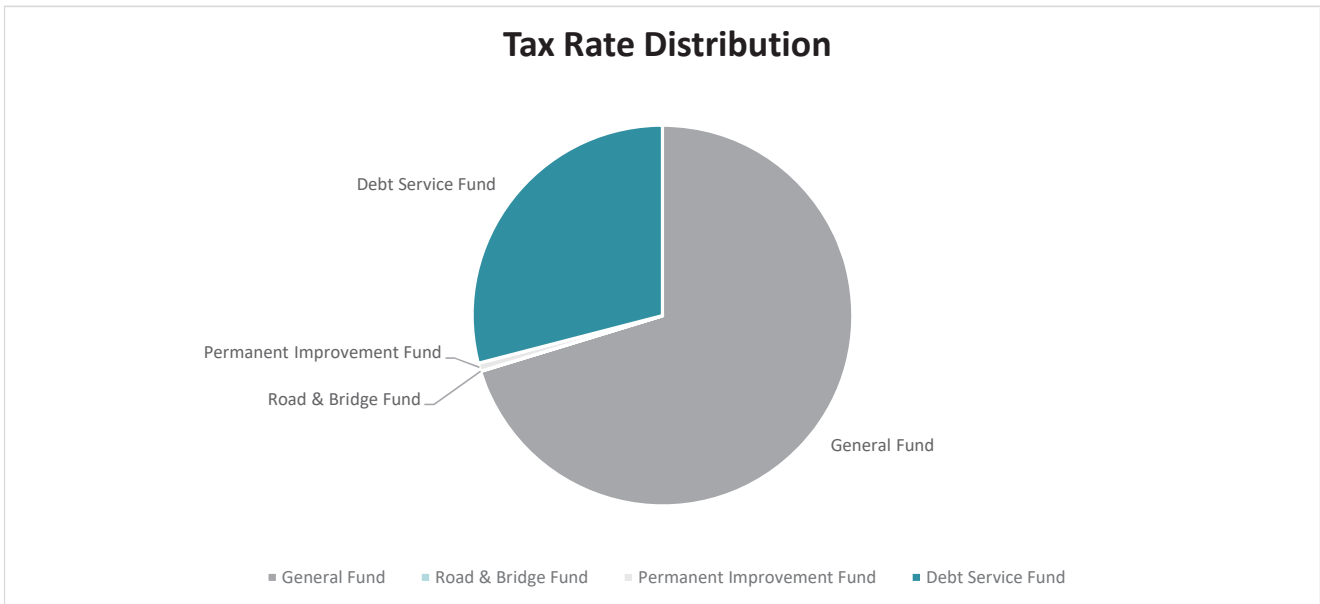
FISCAL YEAR	OPERATING	DEBT	TOTAL
2014	\$ 0.180334	\$ 0.057166	\$ 0.237500
2015	\$ 0.177268	\$ 0.057732	\$ 0.235000
2016	\$ 0.169800	\$ 0.055200	\$ 0.225000
2017	\$ 0.153195	\$ 0.055200	\$ 0.208395
2018	\$ 0.138796	\$ 0.053450	\$ 0.192246
2019	\$ 0.127212	\$ 0.053573	\$ 0.180785
2020	\$ 0.122951	\$ 0.052000	\$ 0.174951
2021	\$ 0.120501	\$ 0.052030	\$ 0.172531
2022	\$ 0.116836	\$ 0.051251	\$ 0.168087
2023	\$ 0.108172	\$ 0.044271	\$ 0.152443



Tax Rate Distribution

By Fund

FUND NAME	FUND NUMBER	TAX RATE	ESTIMATED REVENUE
OPERATING TAX RATE			
General Fund	0001	\$ 0.107120	\$ 206,544,567
Road & Bridge Fund	1010	\$ -	\$ -
Permanent Improvement Fund	0499	<u>\$ 0.001052</u>	<u>\$ 2,027,640</u>
		\$ 0.108172	\$ 208,572,207
DEBT TAX RATE			
Debt Service Fund	3001	<u>\$ 0.044271</u>	<u>\$ 85,328,538</u>
		\$ 0.044271	\$ 85,328,538
TOTAL TAX RATE		<u>\$ 0.152443</u>	<u>\$ 293,900,745</u>

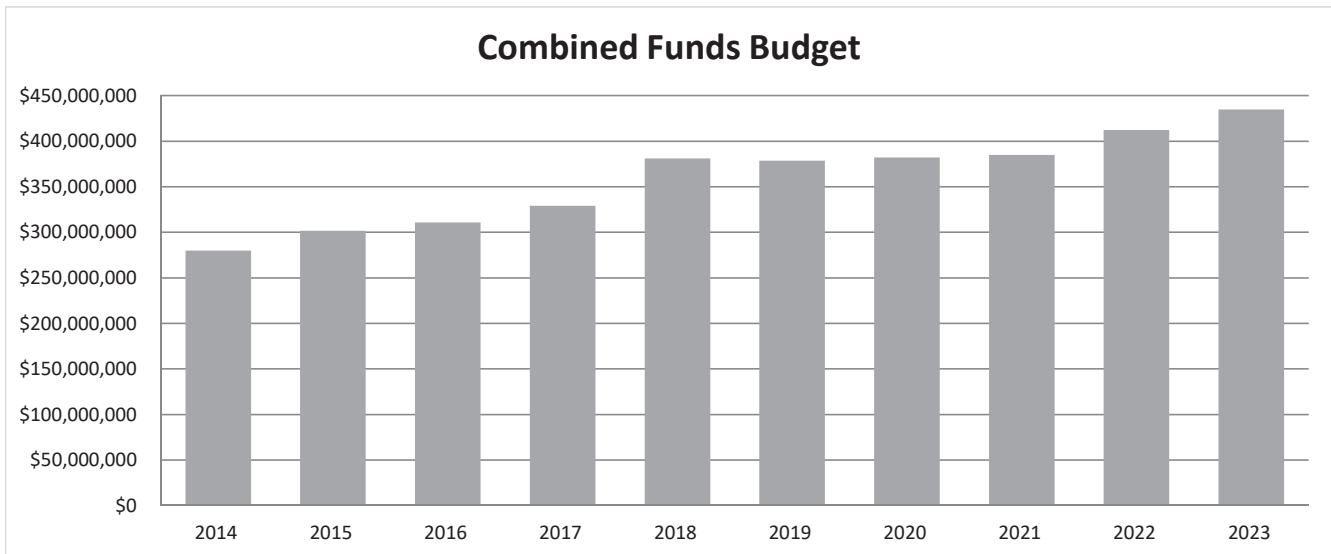


Combined Budget

Ten-Year Trend

(Excludes Bond Funds)

FISCAL YEAR	ADOPTED BUDGET	PERCENT CHANGE
2014	\$ 279,797,754	8.0%
2015	\$ 301,450,396	7.7%
2016	\$ 310,542,625	3.0%
2017	\$ 328,756,806	5.9%
2018	\$ 380,933,662	15.9%
2019	\$ 378,250,906	-0.7%
2020	\$ 381,891,872	1.0%
2021	\$ 384,559,229	0.7%
2022	\$ 411,957,922	7.1%
2023	\$ 434,783,927	5.5%

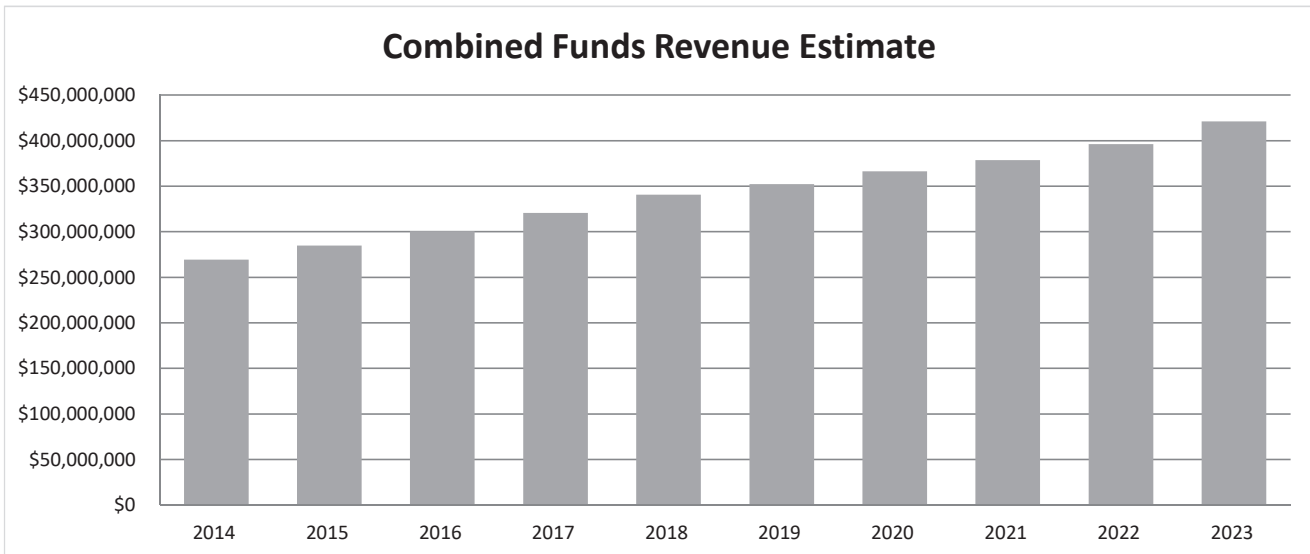


Combined Budget Revenue Estimate

Ten-Year Trend

(Excludes Bond Funds & Reserves)

FISCAL YEAR	ADOPTED REVENUE ESTIMATE	PERCENT CHANGE
2014	\$ 269,241,160	3.2%
2015	\$ 284,755,238	5.8%
2016	\$ 300,520,823	5.5%
2017	\$ 320,391,899	6.6%
2018	\$ 340,484,495	6.3%
2019	\$ 352,075,905	3.4%
2020	\$ 366,174,447	4.0%
2021	\$ 378,544,449	3.4%
2022	\$ 395,860,575	4.6%
2023	\$ 420,775,157	6.3%



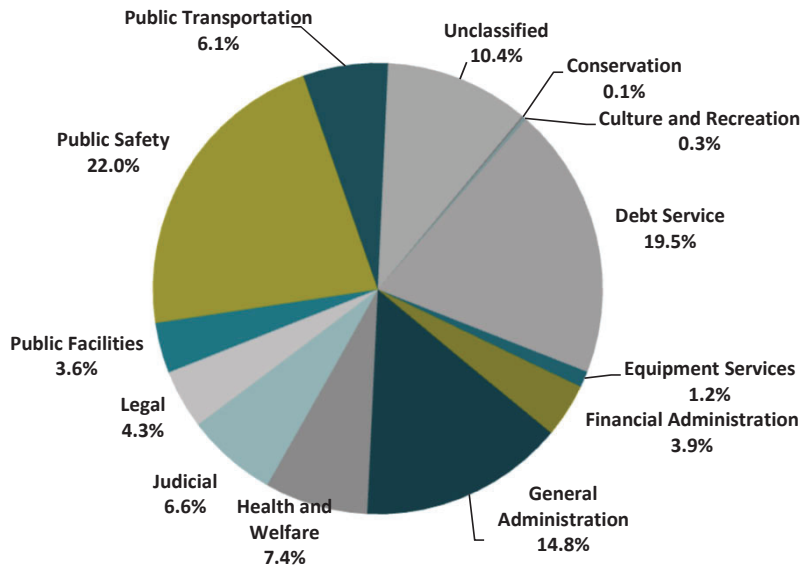
Combined Budget

Expenditures by Function

(Excludes Bond Funds)

FUNCTION AREA	FY 2021 ACTUALS	FY 2022 ADOPTED	FY 2022 ACTUALS	FY 2023 ADOPTED
Conservation	\$ 262,889	\$ 368,015	\$ 290,626	\$ 400,014
Culture and Recreation	\$ 921,927	\$ 1,018,980	\$ 965,058	\$ 1,093,069
Debt Service	\$ 81,402,685	\$ 84,677,929	\$ 84,979,770	\$ 84,681,000
Equipment Services	\$ 4,022,601	\$ 4,089,407	\$ 3,305,874	\$ 5,062,587
Financial Administration	\$ 14,740,753	\$ 15,915,053	\$ 14,995,334	\$ 16,930,134
General Administration	\$ 45,270,410	\$ 62,227,579	\$ 66,987,040	\$ 64,179,738
Health and Welfare	\$ 114,898,245	\$ 30,283,410	\$ 33,814,067	\$ 32,354,418
Judicial	\$ 25,236,635	\$ 26,781,499	\$ 25,864,652	\$ 28,520,342
Legal	\$ 16,778,876	\$ 17,906,944	\$ 16,634,755	\$ 18,541,698
Public Facilities	\$ 12,929,317	\$ 15,043,377	\$ 13,831,108	\$ 15,721,434
Public Safety	\$ 73,632,094	\$ 89,779,150	\$ 90,616,893	\$ 95,572,080
Public Transportation	\$ 22,154,320	\$ 23,948,849	\$ 25,570,879	\$ 26,571,492
Unclassified	\$ 78,058,196	\$ 39,917,730	\$ 46,557,082	\$ 45,155,921
	<u>\$ 490,308,948</u>	<u>\$ 411,957,922</u>	<u>\$ 424,413,137</u>	<u>\$ 434,783,927</u>

Adopted Combined Funds Budget - Expenditures by Function



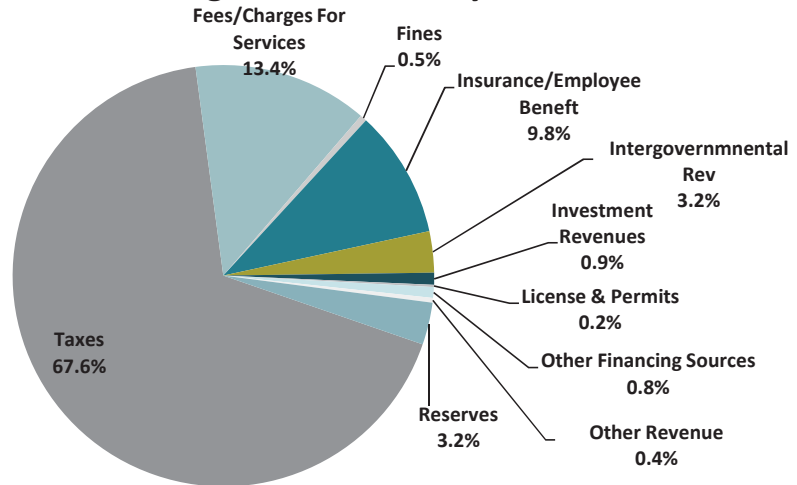
Combined Budget

Revenues by Source

(Excludes Bond Funds)

FUNCTION AREA	FY 2021 ACTUALS	FY 2022 ADOPTED	FY 2022 ACTUALS	FY 2023 ADOPTED
Taxes	\$ 268,627,251	\$ 278,313,820	\$ 278,248,866	\$ 293,900,745
Fees/Charges For Services	\$ 63,104,241	\$ 54,828,409	\$ 63,593,876	\$ 58,450,768
Fines	\$ 2,313,369	\$ 2,330,000	\$ 2,145,661	\$ 2,127,000
Insurance/Employee Benefit	\$ 45,702,836	\$ 39,150,746	\$ 48,389,395	\$ 42,584,350
Intergovernmental Rev	\$ 109,321,764	\$ 12,115,115	\$ 28,494,319	\$ 13,800,159
Investment Revenues	\$ 2,606,586	\$ 4,050,955	\$ 65,261	\$ 4,021,505
License & Permits	\$ 775,946	\$ 612,000	\$ 725,232	\$ 659,000
Other Financing Sources	\$ 3,676,421	\$ 2,356,330	\$ 3,083,396	\$ 3,656,330
Other Revenue	\$ 31,468,937	\$ 2,103,200	\$ 4,119,771	\$ 1,575,300
Reserves	\$ -	\$ 16,097,347	\$ -	\$ 14,008,770
	<u>\$ 527,597,352</u>	<u>\$ 411,957,922</u>	<u>\$ 428,865,777</u>	<u>\$ 434,783,927</u>

Adopted Combined Funds Budget - Revenues by Source



Combined Budget

Revenues and Expenditures (Thousands)

(Excludes Bond Funds)

OPERATING FUNDS

	GENERAL FUND FY 2023 ADOPTED	PERMANENT IMPROVEMENT FUND FY 2023 ADOPTED	DEBT SERVICE FUND FY 2023 ADOPTED	ALL OTHER FUNDS FY 2023 ADOPTED	COMBINED FUNDS FY 2023 ADOPTED
REVENUES BY SOURCE					
Taxes	\$ 206,544,567	\$ 2,027,640	\$ 85,328,538	\$ -	\$ 293,900,745
Fees/Charges For Services	21,269,030	-	-	14,261,338	58,450,768
Fines	1,135,000	-	-	-	2,127,000
Insurance/Employee Benefit	-	-	-	42,584,350	42,584,350
Intergovernmental Rev	6,451,000	-	-	7,349,159	13,800,159
Investment Revenues	2,091,550	90,000	100,000	1,289,955	4,021,505
License & Permits	651,000	-	-	-	659,000
Other Financing Sources	-	-	-	3,656,330	3,656,330
Other Revenue	206,800	-	-	1,218,000	1,575,300
TOTAL REVENUES	\$ 238,348,947	\$ 2,117,640	\$ 85,428,538	\$ 70,359,132	\$ 420,775,157

EXPENDITURES BY FUNCTION

Conservation	\$ 355,979	\$ -	\$ -	\$ -	\$ 400,014
Culture And Recreation	1,093,069	-	-	-	1,093,069
Debt Service	-	-	84,681,000	-	84,681,000
Equipment Services	5,062,587	-	-	-	5,062,587
Financial Administration	16,930,134	-	-	-	16,930,134
General Administration	57,415,501	-	-	6,764,237	64,179,738
Health And Welfare	25,035,013	-	-	7,319,405	32,354,418
Judicial	26,870,802	-	-	1,649,540	28,520,342
Legal	18,016,968	-	-	524,730	18,541,698
Public Facilities	13,268,335	2,098,300	-	354,799	15,721,434
Public Safety	85,435,405	-	-	10,136,675	95,572,080
Public Transportation	-	-	-	-	26,571,492
Unclassified	3,656,330	-	-	41,499,591	45,155,921
TOTAL EXPENDITURES	\$ 253,140,123	\$ 2,098,300	\$ 84,681,000	\$ 68,248,977	\$ 434,783,927

Combined Budget

Expenditures by Fund
(Excludes Bond Funds)

FUND	FY 2020 ACTUALS	FY 2021 ACTUALS	FY 2022 ACTUALS	FY 2023 ADOPTED
0001 - GENERAL	\$ 197,859,087	\$ 193,032,005	\$ 234,971,741	\$ 253,140,123
0003 - RECORDS ARCHIVE	\$ 384,110	\$ 1,782,572	\$ 165,092	\$ 500,000
0005 - DIS CTS REC TECH	\$ -	\$ 234,344	\$ -	\$ 100,000
0029 - COURTHOUSE SECURITY	\$ 416,318	\$ 594,549	\$ 799,191	\$ 941,945
0499 - PERMANENT IMPROVEMENT	\$ 1,878,200	\$ 1,592,046	\$ 1,571,358	\$ 2,098,300
1010 - ROAD AND BRIDGE	\$ 22,870,800	\$ 19,264,359	\$ 19,898,867	\$ 26,615,527
1013 - JUDICIAL APPELLATE	\$ 3,469	\$ -	\$ 89,678	\$ 79,000
1015 - COURT REPORTERS	\$ 264,522	\$ 276,429	\$ 351,941	\$ 357,140
1021 - LAW LIBRARY	\$ 377,985	\$ 322,774	\$ 402,571	\$ 432,056
1023 - FARM MUSEUM MEMORIAL	\$ 534	\$ 1,474	\$ 3,915	\$ -
1025 - CO CLRK REC MGMT & PRES	\$ 638,983	\$ 864,929	\$ 905,087	\$ 2,107,826
1026 - DIST CLRK REC MGMT & PRES	\$ 102,362	\$ 64,984	\$ 67,842	\$ 73,791
1028 - JUSTICE COURT TECHNOLOGY	\$ 18,720	\$ 8,423	\$ 22,025	\$ 351,068
1031 - ECONOMIC DEVELOPMENT 2001	\$ 140,850	\$ 140,850	\$ 130,850	\$ 130,850
1033 - CONTRACT ELECTIONS	\$ 1,593,905	\$ 802,319	\$ 128,347	\$ 832,561
1036 - SHERIFF FORFEITURE	\$ 36,279	\$ 16,902	\$ 5,982	\$ -
1037 - DA STATE FORFEITURE	\$ 16,725	\$ 55,700	\$ 21,237	\$ 125,000
1038 - DA SERVICE FEE	\$ 3,752	\$ 5,473	\$ 289	\$ -
1039 - MYERS PARK FOUNDATION	\$ -	\$ 10,599	\$ 1,222	\$ -
1040 - HEALTHCARE FOUNDATION	\$ 3,840,165	\$ 4,617,505	\$ 4,408,613	\$ 5,017,423
1044 - COUNTY REC MGMT & PRES	\$ 92,776	\$ 43,300	\$ 6,232	\$ -
1048 - ALT DISPUTE RESOLUTION	\$ 177,540	\$ 298,836	\$ 322,235	\$ -
1049 - DA PRETRIAL INTERVNTN PRG	\$ 130,195	\$ 131,470	\$ 140,590	\$ 176,965
1050 - SPECIALTY COURT	\$ 32,037	\$ 20,561	\$ 15,339	\$ 58,000
1051 - SCAAP	\$ -	\$ 227,253	\$ 541,313	\$ -
1052 - CTY CRTS TECHNOLOGY	\$ 5,729	\$ 599	\$ 399	\$ 1,568
1053 - DIS CTS TECHNOLOGY	\$ 2,902	\$ 170	\$ -	\$ 2,016
1054 - PROBATE CONTRIBUTIONS	\$ 57,321	\$ 57,463	\$ 58,280	\$ 94,901
1056 - DIS CLRK CRT REC PRESRVTN	\$ -	\$ 365,643	\$ -	\$ 100,000
1057 - DA APPORTIONMENT	\$ 4,781	\$ 27,498	\$ 15,354	\$ -
1060 - DA FEDERAL TREASURY FORF	\$ 156,117	\$ 180,571	\$ 15,748	\$ 187,765

Combined Budget

Expenditures by Fund
(Excludes Bond Funds)

FUND	FY 2020 ACTUALS	FY 2021 ACTUALS	FY 2022 ACTUALS	FY 2023 ADOPTED
1063 - DA FEDERAL JUSTICE FORF	\$ 2,130	\$ 3,186	\$ 5,183	\$ 35,000
1065 - SHERIFF FORFEITURE FED	\$ 31,313	\$ 68,753	\$ 181,879	\$ -
1066 - SO TREASURY FORFEITURE	\$ -	\$ 246,826	\$ 434,259	\$ -
2101 - FEDERAL GRANTS	\$ 432,435	\$ 272,735	\$ 337,486	\$ -
2102 - PUBLIC HEALTH EMERG PREPD	\$ 567,981	\$ 516,247	\$ 500,249	\$ 830,753
2103 - FEDERAL HOMELAND SEC GRNT	\$ 430,572	\$ 229,683	\$ 168,576	\$ -
2104 - CITY READINESS INITIATIVE	\$ 147,017	\$ 159,815	\$ 140,844	\$ -
2108 - HEALTHCARE GRANTS	\$ 2,499,697	\$ 3,149,405	\$ 3,911,076	\$ 1,595,908
2112 - CPS BOARD GRANTS	\$ 48,654	\$ 44,801	\$ 25,170	\$ -
2124 - JUSTICE ASSIST GRANT #1	\$ -	\$ 7,555	\$ 17,121	\$ -
2125 - JUSTICE ASSIST GRANT #2	\$ -	\$ -	\$ 11,839	\$ -
2126 - JUSTICE ASSIST GRANT #3	\$ -	\$ 5,983	\$ 5,545	\$ -
2127 - CORONAVIRUS RELIEF FUND	\$ 103,092,008	\$ 68,582,198	\$ 1,917	\$ -
2128 - HAVA CARES ACT	\$ 510,896	\$ 378,122	\$ -	\$ -
2129 - CHAPTER 19 CARES	\$ 104,641	\$ 73,182	\$ -	\$ -
2130 - HAVA ELECTIONS SECURITY GRANT	\$ -	\$ 61,950	\$ 47,472	\$ -
2131 - EMERGENCY RENTAL ASSISTANCE	\$ -	\$ 17,440,494	\$ -	\$ -
2132 - AMERICAN RESCUE PLAN ACT	\$ -	\$ -	\$ 3,392,631	\$ -
2198 - LEOSE EDUCATION	\$ 32,229	\$ 39,620	\$ 43,331	\$ -
2580 - STATE GRANTS	\$ 3,166,525	\$ 3,741,679	\$ 3,712,113	\$ 84,665
2586 - RTR - FRONTIER PARKWAY	\$ -	\$ 1,822,204	\$ 5,633,460	\$ -
2761 - PRIVATE SECTOR GRANTS	\$ 88,425	\$ 86,973	\$ 133,376	\$ -
2899 - LOCAL AGREEMENT/FUNDING	\$ 48,816	\$ 49,575	\$ 80,918	\$ -
3001 - DEBT SERVICE	\$ 124,814,107	\$ 113,561,947	\$ 84,979,770	\$ 84,681,000
5501 - COUNTY INSURANCE	\$ 1,524,867	\$ 1,683,795	\$ 2,157,923	\$ 2,308,000
5502 - WORKERS' COMPENSATION INS	\$ 317,084	\$ 317,146	\$ 289,398	\$ 885,000
5504 - UNEMPLOYMENT INSURANCE	\$ 91,624	\$ 23,104	\$ 22,319	\$ 250,000
5505 - EMPLOYEE INSURANCE	\$ 32,424,708	\$ 37,682,967	\$ 38,960,504	\$ 41,249,591
5601 - FLEXIBLE BENEFITS	\$ 3,994,349	\$ 4,067,134	\$ 4,057,705	\$ -
5602 - EMPLOYEE PAID BENEFITS	\$ 371,731	\$ 381,307	\$ 433,157	\$ -
5990 - ANIMAL SAFETY	\$ 1,482,448	\$ 1,412,491	\$ 1,467,479	\$ 1,545,943

Combined Budget

Expenditures by Fund
(Excludes Bond Funds)

FUND	FY 2020 ACTUALS	FY 2021 ACTUALS	FY 2022 ACTUALS	FY 2023 ADOPTED
5991 - ANIMAL SHELTER PROGRAM	\$ 75,006	\$ 78,557	\$ 93,108	\$ -
5999 - CC TOLL ROAD AUTHORITY	\$ 886,881	\$ 886,881	\$ -	\$ -
6050 - JUDICIAL DISTRICT	\$ 6,054,970	\$ 5,968,826	\$ 5,910,804	\$ 6,506,122
6051 - DP-SC MENTALLY IMPAIRED	\$ 118,028	\$ 120,782	\$ 112,794	\$ 133,362
6053 - CCP-COMM CORRECTIONS FAC	\$ 1,035,198	\$ 1,035,817	\$ 941,569	\$ 274,774
6055 - DP-SC SEX OFFENDER	\$ 152,689	\$ 150,471	\$ 152,969	\$ 128,289
6057 - TAIP	\$ 66,134	\$ 63,512	\$ 75,706	\$ -
6058 - DP-SC SUBSTANCE ABUSE	\$ 333,624	\$ 343,929	\$ 343,452	\$ 376,498
6059 - PERSONAL BOND/SURETY PRGM	\$ 408,681	\$ 453,255	\$ 382,394	\$ 328,867
6060 - CSCD-PRE TRIAL DIVERSION	\$ -	\$ 22,662	\$ 149,076	\$ -
6800 - CPS BOARD	\$ 44,004	\$ 31,781	\$ 37,229	\$ 46,330
	<u>\$ 516,505,634</u>	<u>\$ 490,308,948</u>	<u>\$ 424,413,137</u>	<u>\$ 434,783,927</u>

Combined Budget

Revenues by Fund
(Excludes Bond Funds)

FUND	FY 2020 ACTUALS	FY 2021 ACTUALS	FY 2022 ACTUALS	FY 2023 ADOPTED
0001 - GENERAL	\$ 215,497,636	\$ 219,520,744	\$ 223,878,656	\$ 238,348,947
0002 - HOUSING FINANCE CORP	\$ 1,290	\$ 7,541	\$ 188,786	\$ 7,600
0003 - RECORDS ARCHIVE	\$ 2,147,674	\$ 2,731,959	\$ 2,083,592	\$ 2,300,000
0005 - DIS CTS REC TECH	\$ 143,875	\$ 149,457	\$ 40,547	\$ 50,000
0029 - COURTHOUSE SECURITY	\$ 673,346	\$ 850,513	\$ 886,125	\$ 766,000
0499 - PERMANENT IMPROVEMENT	\$ 2,298,094	\$ 1,471,438	\$ 2,279,238	\$ 2,117,640
1010 - ROAD AND BRIDGE	\$ 23,218,542	\$ 27,576,000	\$ 26,585,060	\$ 24,520,900
1011 - FARM TO MARKET	\$ 245	\$ 26	\$ 130	\$ 100
1012 - LATERAL ROAD	\$ 63,364	\$ 51,868	\$ 57,416	\$ 64,000
1013 - JUDICIAL APPELLATE	\$ 79,502	\$ 90,129	\$ 85,396	\$ 79,000
1015 - COURT REPORTERS	\$ 258,718	\$ 292,959	\$ 377,077	\$ 320,000
1021 - LAW LIBRARY	\$ 550,464	\$ 639,319	\$ 597,224	\$ 545,000
1023 - FARM MUSEUM MEMORIAL	\$ 110	\$ 22	\$ 26	\$ -
1024 - OPEN SPACE PARKS	\$ 4	\$ 3	\$ 4	\$ -
1025 - CO CLRK REC MGMT & PRES	\$ 2,147,243	\$ 2,715,443	\$ 2,027,074	\$ 2,319,000
1026 - DIST CLRK REC MGMT & PRES	\$ 70,820	\$ 95,517	\$ 318,305	\$ 226,000
1027 - JUV DELINQUENCY PREV	\$ -	\$ 50	\$ 2,770	\$ -
1028 - JUSTICE COURT TECHNOLOGY	\$ 101,134	\$ 93,652	\$ 94,985	\$ 92,000
1031 - ECONOMIC DEVELOPMENT 2001	\$ 6,655	\$ 272,770	\$ 228,061	\$ 500
1032 - DANGEROUS WILD ANIMAL	\$ 500	\$ -	\$ -	\$ 200
1033 - CONTRACT ELECTIONS	\$ 232,085	\$ 2,025,399	\$ 1,483,002	\$ 805,000
1035 - ELECTION EQUIPMENT	\$ 638	\$ 17	\$ 22	\$ -
1036 - SHERIFF FORFEITURE	\$ 12,929	\$ 4,427	\$ 200	\$ -
1037 - DA STATE FORFEITURE	\$ 87,520	\$ 76,831	\$ 214,472	\$ -
1038 - DA SERVICE FEE	\$ 6,160	\$ 4,256	\$ 2,801	\$ -
1039 - MYERS PARK FOUNDATION	\$ 148	\$ 5	\$ 11	\$ -
1040 - HEALTHCARE FOUNDATION	\$ 3,386,883	\$ 4,109,523	\$ 3,515,373	\$ 4,653,355
1042 - CHILD ABUSE PREVENTION	\$ 5,326	\$ 6,589	\$ 3,425	\$ 5,000
1044 - COUNTY REC MGMT & PRES	\$ 189,331	\$ 183,950	\$ 175,232	\$ 173,000

Combined Budget

Revenues by Fund

(Excludes Bond Funds)

FUND	FY 2020 ACTUALS	FY 2021 ACTUALS	FY 2022 ACTUALS	FY 2023 ADOPTED
1046 - JUVENILE CASE MANAGER FND	\$ 32,595	\$ 6,283	\$ 2,159	\$ 14,000
1047 - COURT INITIATED GUARDNSHP	\$ 40,297	\$ 47,363	\$ 66,605	\$ 48,000
1048 - ALT DISPUTE RESOLUTION	\$ 177,595	\$ 298,836	\$ 322,815	\$ 249,000
1049 - DA PRETRIAL INTERVNTN PRG	\$ 102,800	\$ 125,624	\$ 122,264	\$ 112,000
1050 - SPECIALTY COURT	\$ 74,043	\$ 90,832	\$ 55,283	\$ 66,000
1051 - SCAAP	\$ 518,248	\$ 644	\$ 255,437	\$ -
1052 - CTY CRTS TECHNOLOGY	\$ 59,458	\$ 58,321	\$ 58,848	\$ 57,000
1053 - DIS CTS TECHNOLOGY	\$ 64,748	\$ 72,047	\$ 73,068	\$ 67,000
1054 - PROBATE CONTRIBUTIONS	\$ 83,700	\$ 42,043	\$ 88,655	\$ 40,000
1055 - CCLC COURT REC PRESRVTN	\$ 54,748	\$ 74,803	\$ 22,107	\$ 55,000
1056 - DIS CLRK CRT REC PRESRVTN	\$ 101,899	\$ 107,911	\$ 29,235	\$ 75,000
1057 - DA APPORTIONMENT	\$ 23,451	\$ 22,639	\$ 23,175	\$ 22,500
1058 - JUSTICE CRT BLDG SECURITY	\$ 14,433	\$ 13,337	\$ 13,922	\$ 13,000
1060 - DA FEDERAL TREASURY FORF	\$ 1,428,871	\$ 2,088	\$ 170,741	\$ -
1062 - TRUANCY PREV & DIVERSION	\$ 28,643	\$ 46,421	\$ 53,120	\$ 40,500
1063 - DA FEDERAL JUSTICE FORF	\$ 235	\$ 177	\$ 1,623	\$ -
1064 - CONSTABLE 3 FORFEITURE	\$ 2	\$ 1	\$ 2	\$ -
1065 - SHERIFF FORFEITURE FED	\$ 10,771	\$ 27,174	\$ 89,209	\$ -
1066 - SO TREASURY FORFEITURE	\$ 224,941	\$ 234,718	\$ 431,227	\$ -
1068 - COURT FACILITY FEE FUND	\$ -	\$ -	\$ 236,553	\$ -
1998 - VETERANS COURT PROGRAM	\$ 2,529	\$ 1,539	\$ 3,301	\$ -
2101 - FEDERAL GRANTS	\$ 445,419	\$ 272,735	\$ 333,032	\$ -
2102 - PUBLIC HEALTH EMERG PREPD	\$ 567,981	\$ 516,247	\$ 500,210	\$ 830,753
2103 - FEDERAL HOMELAND SEC GRNT	\$ 430,572	\$ 229,683	\$ 168,579	\$ -
2104 - CITY READINESS INITIATIVE	\$ 147,017	\$ 159,815	\$ 140,844	\$ -
2108 - HEALTHCARE GRANTS	\$ 2,499,697	\$ 3,149,405	\$ 3,915,091	\$ 1,595,908
2112 - CPS BOARD GRANTS	\$ 48,654	\$ 44,801	\$ 25,170	\$ -
2124 - JUSTICE ASSIST GRANT #1	\$ -	\$ 7,555	\$ 17,121	\$ -

Combined Budget

Revenues by Fund

(Excludes Bond Funds)

FUND	FY 2020 ACTUALS	FY 2021 ACTUALS	FY 2022 ACTUALS	FY 2023 ADOPTED
2125 - JUSTICE ASSIST GRANT #2	\$ -	\$ -	\$ 11,839	\$ -
2126 - JUSTICE ASSIST GRANT #3	\$ -	\$ 5,983	\$ 5,545	\$ -
2127 - CORONAVIRUS RELIEF FUND	\$ 103,092,008	\$ 68,582,198	\$ 1,917	\$ -
2128 - HAVA CARES ACT	\$ 510,896	\$ 378,122	\$ -	\$ -
2129 - CHAPTER 19 CARES	\$ 104,641	\$ 73,182	\$ -	\$ -
2130 - HAVA ELECTIONS SECURITY GRANT	\$ -	\$ 61,950	\$ 47,472	\$ -
2131 - EMERGENCY RENTAL ASSISTANCE	\$ -	\$ 17,440,494	\$ -	\$ -
2132 - AMERICAN RESCUE PLAN ACT	\$ -	\$ -	\$ 3,392,631	\$ -
2198 - LEOSE EDUCATION	\$ 39,502	\$ 34,583	\$ 26,492	\$ -
2580 - STATE GRANTS	\$ 3,159,542	\$ 3,742,645	\$ 3,644,101	\$ 84,665
2586 - RTR - FRONTIER PARKWAY	\$ 4,354,275	\$ (2,531,973)	\$ 3,592,113	\$ -
2761 - PRIVATE SECTOR GRANTS	\$ 96,244	\$ 86,973	\$ 134,679	\$ -
2899 - LOCAL AGREEMENT/FUNDING	\$ 48,816	\$ 49,400	\$ 80,918	\$ -
3001 - DEBT SERVICE	\$ 124,342,515	\$ 113,506,669	\$ 85,186,054	\$ 85,428,538
BOND FUND INVESTMENT REVENUE	\$ 2,833,347	\$ 179,300	\$ 45,076	\$ 93,400
5501 - COUNTY INSURANCE	\$ 1,685,052	\$ 2,120,553	\$ 6,036,900	\$ 1,801,000
5502 - WORKERS' COMPENSATION INS	\$ 1,035,933	\$ 930,930	\$ 920,406	\$ 891,000
5504 - UNEMPLOYMENT INSURANCE	\$ 123,571	\$ 116,165	\$ 126,734	\$ 128,722
5505 - EMPLOYEE INSURANCE	\$ 34,400,557	\$ 39,589,281	\$ 38,101,951	\$ 40,584,828
5601 - FLEXIBLE BENEFITS	\$ 3,990,389	\$ 4,068,663	\$ 4,064,306	\$ -
5602 - EMPLOYEE PAID BENEFITS	\$ 371,292	\$ 381,115	\$ 431,990	\$ 400,000
5990 - ANIMAL SAFETY	\$ 1,698,002	\$ 1,811,679	\$ 1,803,163	\$ 1,852,500
5991 - ANIMAL SHELTER PROGRAM	\$ 80,435	\$ 80,850	\$ 137,067	\$ -
5999 - CC TOLL ROAD AUTHORITY	\$ 12,035	\$ 1,351	\$ 6,281	\$ 4,000
6050 - JUDICIAL DISTRICT	\$ 5,694,584	\$ 6,135,354	\$ 6,417,778	\$ 6,506,122
6051 - DP-SC MENTALLY IMPAIRED	\$ 117,750	\$ 121,382	\$ 99,269	\$ 133,362
6053 - CCP-COMM CORRECTIONS FAC	\$ 1,092,806	\$ 999,035	\$ 1,156,081	\$ 1,151,741
6055 - DP-SC SEX OFFENDER	\$ 152,992	\$ 152,154	\$ 139,928	\$ 128,289

Combined Budget

Revenues by Fund

(Excludes Bond Funds)

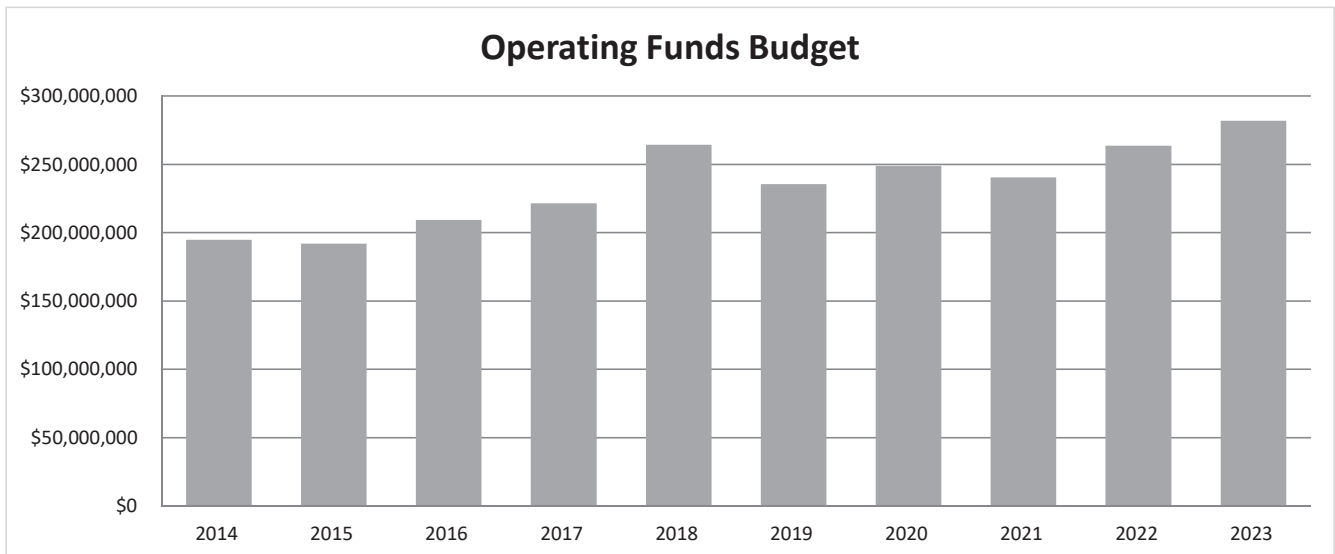
FUND	FY 2020 ACTUALS	FY 2021 ACTUALS	FY 2022 ACTUALS	FY 2023 ADOPTED
6057 - TAIP	\$ 65,192	\$ 62,643	\$ 60,140	\$ 36,113
6058 - DP-SC SUBSTANCE ABUSE	\$ 330,863	\$ 341,665	\$ 262,251	\$ 376,498
6059 - PERSONAL BOND/SURETY PRGM	\$ 349,349	\$ 382,429	\$ 362,253	\$ 360,000
6060 - CSCD-PRE TRIAL DIVERSION	\$ -	\$ 22,287	\$ 134,977	\$ 89,146
6800 - CPS BOARD	\$ 47,532	\$ 46,835	\$ 46,658	\$ 46,330
	<u>\$ 548,193,701</u>	<u>\$ 527,597,352</u>	<u>\$ 428,821,377</u>	<u>\$ 420,775,157</u>

Operating Budget

Ten-Year Trend

This schedule tracks operating expenditures for the constitutional funds of the County:
General Fund, Road & Bridge Fund and Permanent Improvements Fund.

FISCAL YEAR	ADOPTED BUDGET	PERCENT CHANGE
2014	\$ 194,699,170	12.0%
2015	\$ 191,849,094	-1.5%
2016	\$ 209,243,452	9.1%
2017	\$ 221,351,227	5.8%
2018	\$ 264,194,799	19.4%
2019	\$ 235,463,614	-10.9%
2020	\$ 248,852,007	5.7%
2021	\$ 240,304,638	-3.4%
2022	\$ 263,628,319	9.7%
2023	\$ 281,853,950	6.9%

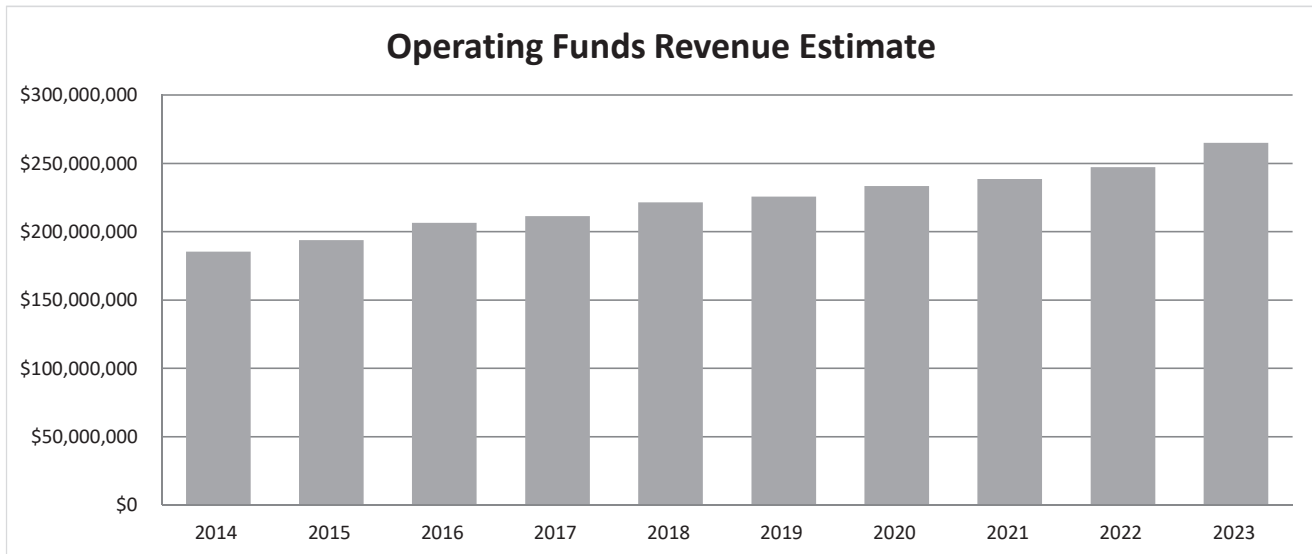


Operating Funds Revenue Estimate

Ten-Year Trend

This schedule tracks operating expenditures for the constitutional funds of the County:
General Fund, Road & Bridge Fund and Permanent Improvements Fund.

FISCAL YEAR	ADOPTED REVENUE ESTIMATE	PERCENT CHANGE
2014	\$ 185,211,145	6.9%
2015	\$ 193,686,737	4.6%
2016	\$ 206,414,691	6.6%
2017	\$ 211,241,179	2.3%
2018	\$ 221,412,241	4.8%
2019	\$ 225,582,518	1.9%
2020	\$ 233,212,747	3.4%
2021	\$ 238,461,611	2.3%
2022	\$ 247,224,513	3.7%
2023	\$ 264,987,487	7.2%



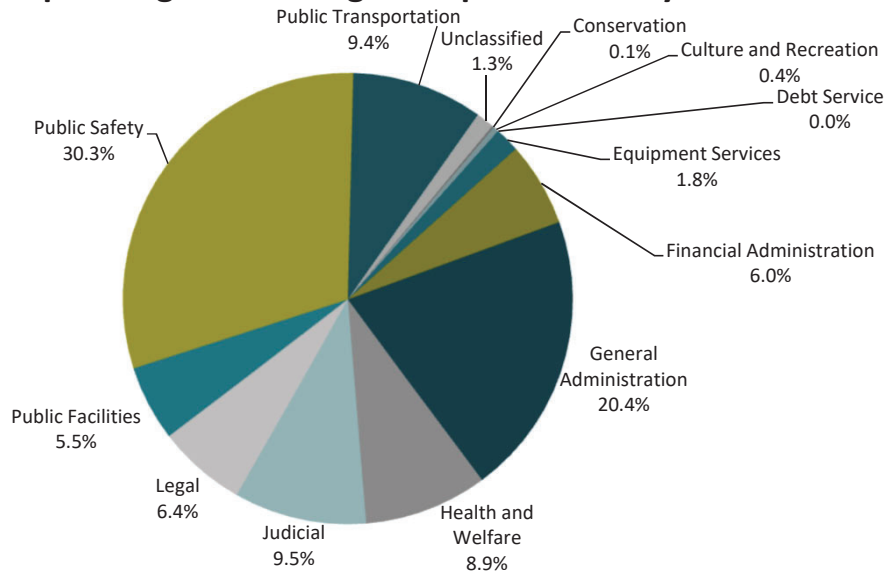
Operating Budget

Expenditures by Function

This schedule tracks operating expenditures for the constitutional funds of the County:
General Fund, Road & Bridge Fund and Permanent Improvements Fund.

FUNCTION AREA	FY 2021 ACTUALS	FY 2022 ADOPTED	FY 2022 ACTUALS	FY 2023 ADOPTED
Conservation	\$ 262,889	\$ 368,015	\$ 290,626	\$ 400,014
Culture and Recreation	\$ 909,854	\$ 1,018,980	\$ 959,922	\$ 1,093,069
Debt Service	\$ -	\$ -	\$ -	\$ -
Equipment Services	\$ 4,022,601	\$ 4,089,407	\$ 3,305,874	\$ 5,062,587
Financial Administration	\$ 14,740,753	\$ 15,915,053	\$ 14,995,334	\$ 16,930,134
General Administration	\$ 39,088,820	\$ 55,930,424	\$ 63,099,329	\$ 57,415,501
Health and Welfare	\$ 20,303,143	\$ 22,741,297	\$ 21,258,326	\$ 25,035,013
Judicial	\$ 22,961,456	\$ 25,354,703	\$ 23,875,260	\$ 26,870,802
Legal	\$ 16,132,687	\$ 17,371,829	\$ 16,161,700	\$ 18,016,968
Public Facilities	\$ 12,722,374	\$ 14,483,578	\$ 13,609,897	\$ 15,366,635
Public Safety	\$ 60,072,550	\$ 80,049,854	\$ 76,550,537	\$ 85,435,405
Public Transportation	\$ 19,445,235	\$ 23,948,849	\$ 19,937,418	\$ 26,571,492
Unclassified	\$ 3,226,047	\$ 2,356,330	\$ 2,397,740	\$ 3,656,330
	<u>\$ 213,888,409</u>	<u>\$ 263,628,319</u>	<u>\$ 256,441,965</u>	<u>\$ 281,853,950</u>

Adopted Operating Funds Budget - Expenditures by Function



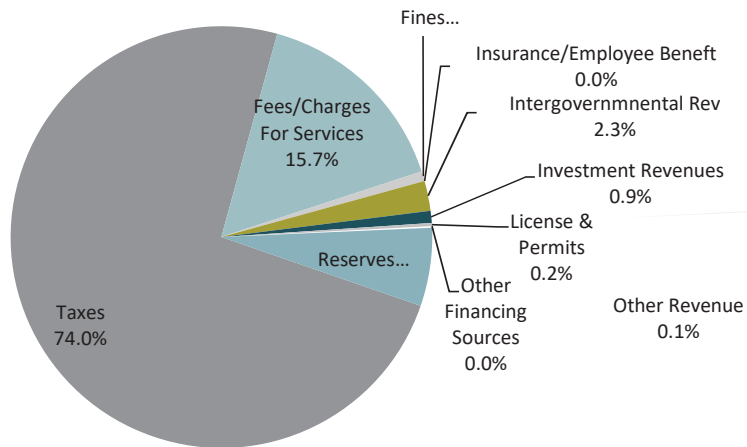
Operating Budget

Revenues by Source

This schedule tracks operating expenditures for the constitutional funds of the County:
General Fund, Road & Bridge Fund and Permanent Improvements Fund.

FUNCTION AREA	FY 2021 ACTUALS	FY 2022 ADOPTED	FY 2022 ACTUALS	FY 2023 ADOPTED
Taxes	\$ 187,658,045	\$ 193,478,220	\$ 193,436,142	\$ 208,572,207
Fees/Charges For Services	\$ 46,169,346	\$ 41,588,713	\$ 47,881,131	\$ 44,189,430
Fines	\$ 2,313,369	\$ 2,330,000	\$ 2,145,661	\$ 2,127,000
Insurance/Employee Benefit	\$ 25,372	\$ -	\$ 14,489	\$ -
Intergovernmental Rev	\$ 9,131,891	\$ 6,199,000	\$ 8,327,183	\$ 6,451,000
Investment Revenues	\$ 1,157,751	\$ 2,629,480	\$ (1,429,795)	\$ 2,631,550
License & Permits	\$ 775,946	\$ 612,000	\$ 725,232	\$ 659,000
Other Financing Sources	\$ 63,288	\$ -	\$ 11,755	\$ -
Other Revenue	\$ 1,273,173	\$ 387,100	\$ 1,631,156	\$ 357,300
Reserves	\$ -	\$ 16,403,806	\$ -	\$ 16,866,463
	<u>\$ 248,568,181</u>	<u>\$ 263,628,319</u>	<u>\$ 252,742,954</u>	<u>\$ 281,853,950</u>

Adopted Operating Funds Budget - Revenues by Source

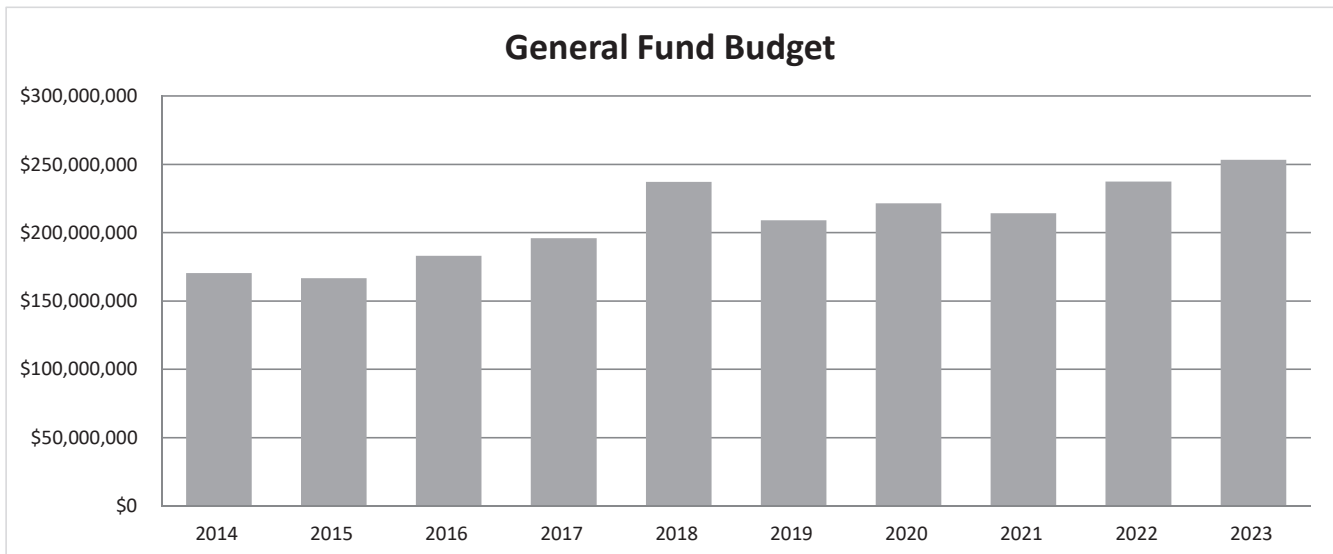


General Fund Budget

Ten-Year Trend

The general operating fund of the County. The General Fund is used to account for all financial resources except those required to be accounted for in another fund. Primary expenditures are for general administration, public safety, and judicial, state prosecution, and capital outlay.

FISCAL YEAR	ADOPTED BUDGET	PERCENT CHANGE
2014	\$ 170,356,314	12.1%
2015	\$ 166,628,762	-2.2%
2016	\$ 183,012,171	9.8%
2017	\$ 195,819,243	7.0%
2018	\$ 237,052,795	21.1%
2019	\$ 208,837,463	-11.9%
2020	\$ 221,463,796	6.0%
2021	\$ 214,010,494	-3.4%
2022	\$ 237,346,435	10.9%
2023	\$ 253,140,123	6.7%

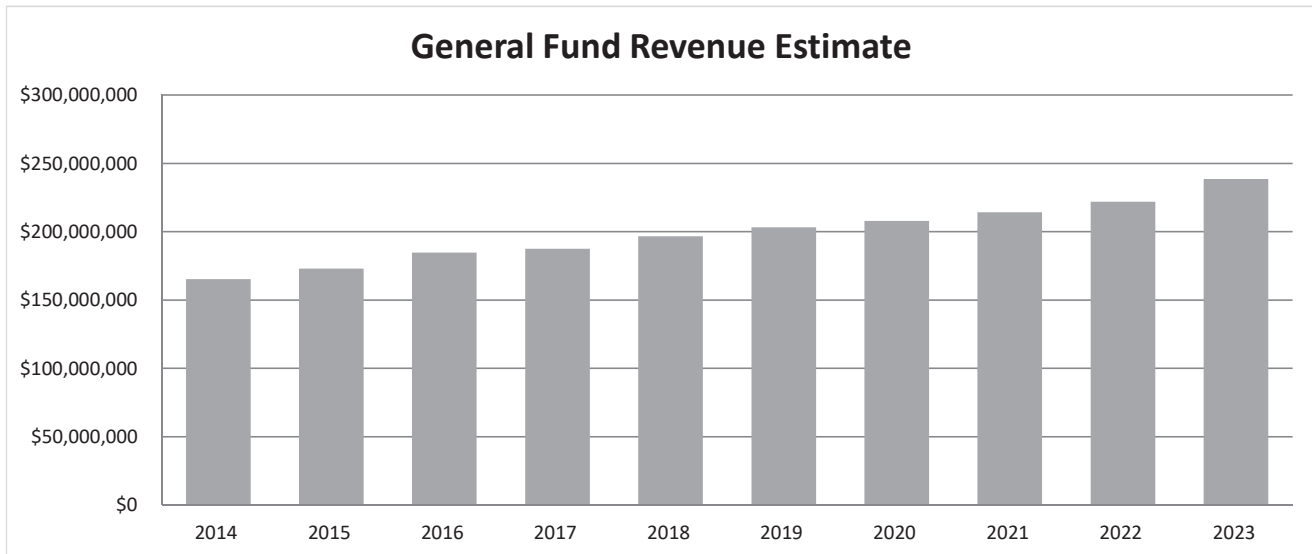


General Fund Revenue Estimate

Ten-Year Trend

The general operating fund of the County. The General Fund is used to account for all financial resources except those required to be accounted for in another fund. Primary expenditures are for general administration, public safety, and judicial, state prosecution, and capital outlay.

FISCAL YEAR	ADOPTED REVENUE ESTIMATE	PERCENT CHANGE
2014	\$ 165,107,866	7.1%
2015	\$ 172,924,965	4.7%
2016	\$ 184,511,733	6.7%
2017	\$ 187,312,793	1.5%
2018	\$ 196,591,586	5.0%
2019	\$ 203,020,037	3.3%
2020	\$ 207,869,676	2.4%
2021	\$ 214,019,610	3.0%
2022	\$ 221,846,523	3.7%
2023	\$ 238,348,947	7.4%



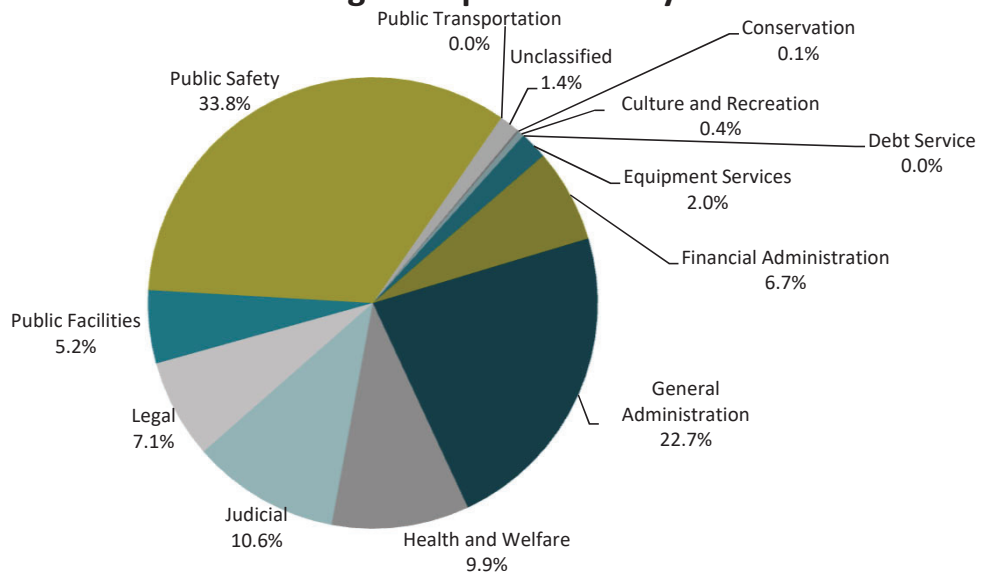
General Fund Budget

Expenditures by Function

The general operating fund of the County. The General Fund is used to account for all financial resources except those required to be accounted for in another fund. Primary expenditures are for general administration, public safety, and judicial, state prosecution, and capital outlay.

FUNCTION AREA	FY 2021 ACTUALS	FY 2022 ADOPTED	FY 2022 ACTUALS	FY 2023 ADOPTED
Conservation	\$ 256,865	\$ 323,980	\$ 284,602	\$ 355,979
Culture and Recreation	\$ 909,854	\$ 1,018,980	\$ 959,922	\$ 1,093,069
Debt Service	\$ -	\$ -	\$ -	\$ -
Equipment Services	\$ 4,022,601	\$ 4,089,407	\$ 3,305,874	\$ 5,062,587
Financial Administration	\$ 14,740,753	\$ 15,915,053	\$ 14,995,334	\$ 16,930,134
General Administration	\$ 39,088,820	\$ 55,930,424	\$ 63,099,329	\$ 57,415,501
Health and Welfare	\$ 20,303,143	\$ 22,741,297	\$ 21,258,326	\$ 25,035,013
Judicial	\$ 22,961,456	\$ 25,354,703	\$ 23,875,260	\$ 26,870,802
Legal	\$ 16,132,687	\$ 17,371,829	\$ 16,161,700	\$ 18,016,968
Public Facilities	\$ 11,130,328	\$ 12,194,578	\$ 12,038,540	\$ 13,268,335
Public Safety	\$ 60,072,550	\$ 80,049,854	\$ 76,550,537	\$ 85,435,405
Public Transportation	\$ 254,901	\$ -	\$ 44,576	\$ -
Unclassified	\$ 3,158,047	\$ 2,356,330	\$ 2,397,740	\$ 3,656,330
	<u>\$ 193,032,005</u>	<u>\$ 237,346,435</u>	<u>\$ 234,971,741</u>	<u>\$ 253,140,123</u>

Adopted General Fund Budget - Expenditures by Function



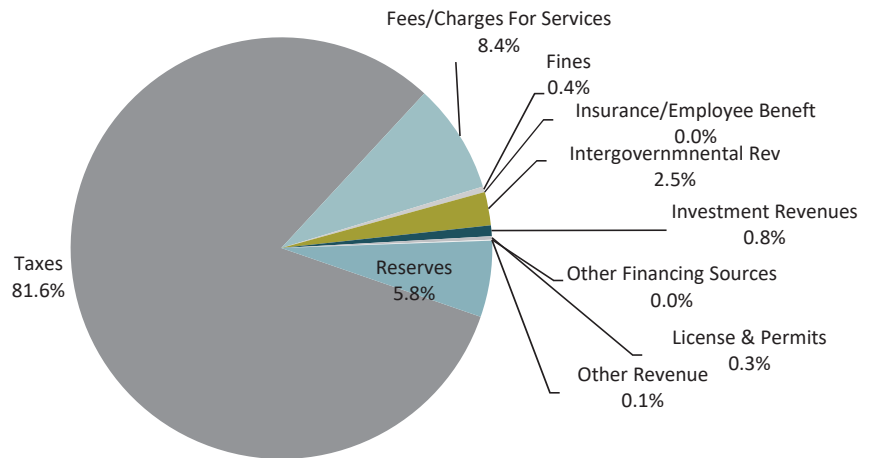
General Fund Budget

Revenues by Source

The general operating fund of the County. The General Fund is used to account for all financial resources except those required to be accounted for in another fund. Primary expenditures are for general administration, public safety, and judicial, state prosecution, and capital outlay.

FUNCTION AREA	FY 2021 ACTUALS	FY 2022 ADOPTED	FY 2022 ACTUALS	FY 2023 ADOPTED
Taxes	\$ 186,257,463	\$ 191,278,330	\$ 191,236,846	\$ 206,544,567
Fees/Charges For Services	\$ 23,024,913	\$ 20,357,713	\$ 23,311,060	\$ 21,269,030
Fines	\$ 1,066,906	\$ 1,080,000	\$ 1,260,580	\$ 1,135,000
Insurance/Employee Benefit	\$ 25,372	\$ -	\$ 14,489	\$ -
Intergovernmental Rev	\$ 6,942,038	\$ 6,199,000	\$ 8,327,183	\$ 6,451,000
Investment Revenues	\$ 679,589	\$ 2,089,480	\$ (2,052,432)	\$ 2,091,550
License & Permits	\$ 766,451	\$ 605,000	\$ 719,103	\$ 651,000
Other Financing Sources	\$ 63,288	\$ -	\$ 11,755	\$ -
Other Revenue	\$ 694,723	\$ 237,000	\$ 1,050,072	\$ 206,800
Reserves	\$ -	\$ -	\$ -	\$ 14,791,176
	<u>\$ 219,520,744</u>	<u>\$ 221,846,523</u>	<u>\$ 223,878,656</u>	<u>\$ 253,140,123</u>

Adopted General Fund Budget - Revenues by Source

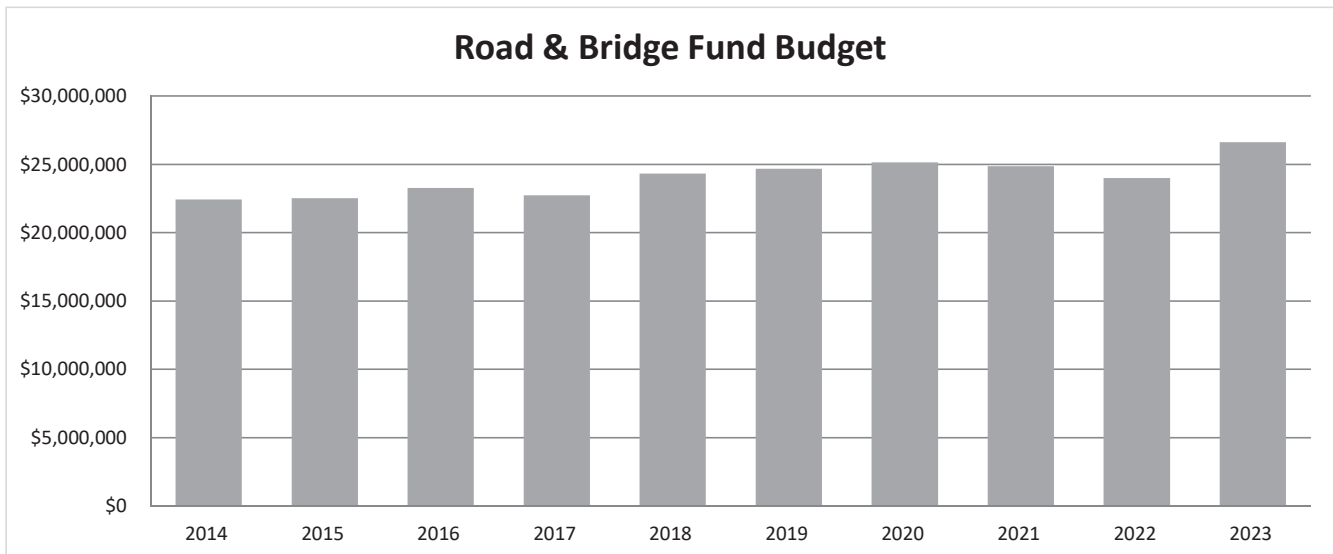


Road & Bridge Fund Budget

Ten-Year Trend

The primary fund used to account for activities affecting County-owned roads, including right-of-way acquisitions, construction, operations, and maintenance.

FISCAL YEAR	ADOPTED BUDGET	PERCENT CHANGE
2014	\$ 22,420,856	9.1%
2015	\$ 22,520,902	0.4%
2016	\$ 23,250,406	3.2%
2017	\$ 22,727,484	-2.2%
2018	\$ 24,312,813	7.0%
2019	\$ 24,663,151	1.4%
2020	\$ 25,145,040	2.0%
2021	\$ 24,842,644	-1.2%
2022	\$ 23,992,884	-3.4%
2023	\$ 26,615,527	10.9%

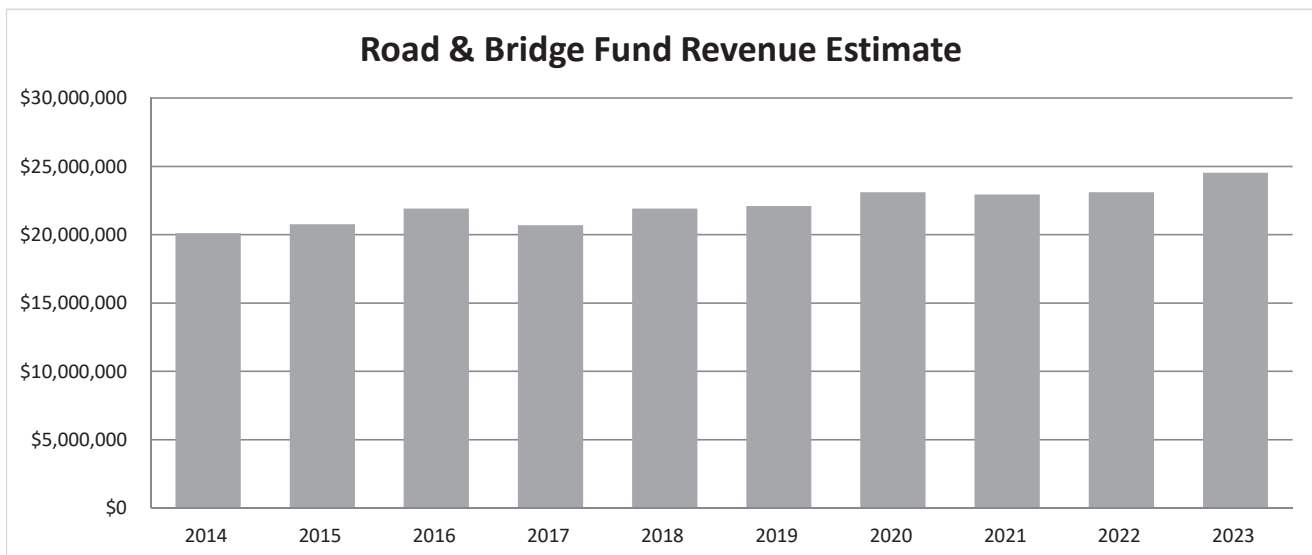


Road & Bridge Fund Revenue Estimate

Ten-Year Trend

The primary fund used to account for activities affecting County-owned roads, including right-of-way acquisitions, construction, operations, and maintenance.

FISCAL YEAR	ADOPTED REVENUE ESTIMATE	PERCENT CHANGE
2014	\$ 20,091,279	5.2%
2015	\$ 20,749,772	3.3%
2016	\$ 21,890,958	5.5%
2017	\$ 20,680,311	-5.5%
2018	\$ 21,893,300	5.9%
2019	\$ 22,089,710	0.9%
2020	\$ 23,099,900	4.6%
2021	\$ 22,940,050	-0.7%
2022	\$ 23,088,100	0.6%
2023	\$ 24,520,900	6.2%



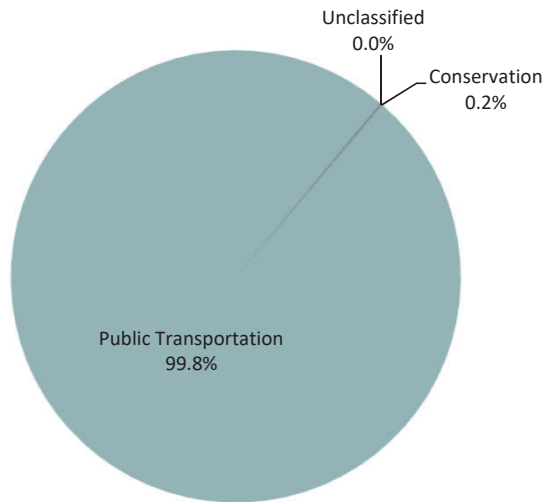
Road & Bridge Fund Budget

Expenditures by Function

The primary fund used to account for activities affecting County-owned roads, including right-of-way acquisitions, construction, operations, and maintenance.

FUNCTION AREA	FY 2021 ACTUALS	FY 2022 ADOPTED	FY 2022 ACTUALS	FY 2023 ADOPTED
Conservation	\$ 6,024	\$ 44,035	\$ 6,024	\$ 44,035
Public Transportation	\$ 19,190,335	\$ 23,948,849	\$ 19,892,843	\$ 26,571,492
Unclassified	\$ 68,000	\$ -	\$ -	\$ -
	<u>\$ 19,264,359</u>	<u>\$ 23,992,884</u>	<u>\$ 19,898,867</u>	<u>\$ 26,615,527</u>

Adopted Road & Bridge Fund Budget - Expenditures by Function



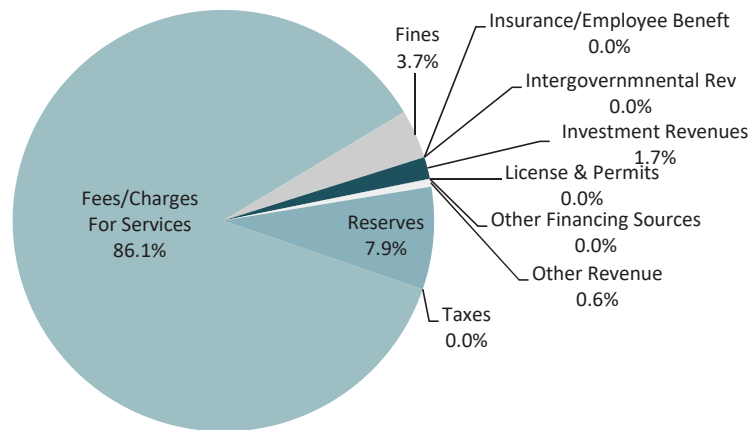
Road & Bridge Fund Budget

Revenues by Source

The primary fund used to account for activities affecting County-owned roads, including right-of-way acquisitions, construction, operations, and maintenance.

FUNCTION AREA	FY 2021 ACTUALS	FY 2022 ADOPTED	FY 2022 ACTUALS	FY 2023 ADOPTED
Taxes	\$ -	\$ -	\$ -	\$ -
Fees/Charges For Services	\$ 23,144,433	\$ 21,231,000	\$ 24,570,072	\$ 22,920,400
Fines	\$ 1,246,463	\$ 1,250,000	\$ 885,081	\$ 992,000
Insurance/Employee Benefit	\$ -	\$ -	\$ -	\$ -
Intergovernmental Rev	\$ 2,189,853	\$ -	\$ -	\$ -
Investment Revenues	\$ 407,306	\$ 450,000	\$ 542,694	\$ 450,000
License & Permits	\$ 9,495	\$ 7,000	\$ 6,129	\$ 8,000
Other Financing Sources	\$ -	\$ -	\$ -	\$ -
Other Revenue	\$ 578,450	\$ 150,100	\$ 581,084	\$ 150,500
Reserves	\$ -	\$ 904,784	\$ -	\$ 2,094,627
	<u>\$ 27,576,000</u>	<u>\$ 23,992,884</u>	<u>\$ 26,585,060</u>	<u>\$ 26,615,527</u>

Adopted Road & Bridge Fund Budget - Revenues by Source

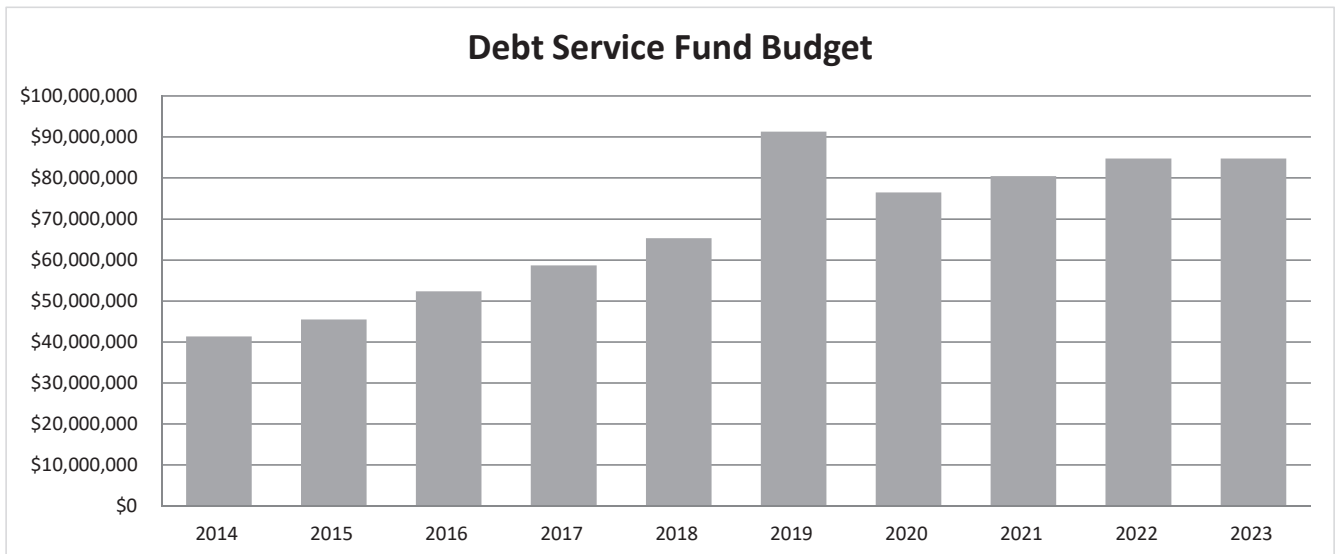


Debt Service Fund Budget

Ten-Year Trend

Fund used to account for property tax revenues restricted to be used to meet the county's debt obligation.

FISCAL YEAR	ADOPTED BUDGET	PERCENT CHANGE
2014	\$ 41,305,564	-7.9%
2015	\$ 45,479,473	10.1%
2016	\$ 52,293,608	15.0%
2017	\$ 58,641,714	12.1%
2018	\$ 65,290,931	11.3%
2019	\$ 91,270,992	39.8%
2020	\$ 76,469,871	-16.2%
2021	\$ 80,395,153	5.1%
2022	\$ 84,677,929	5.3%
2023	\$ 84,681,000	0.0%

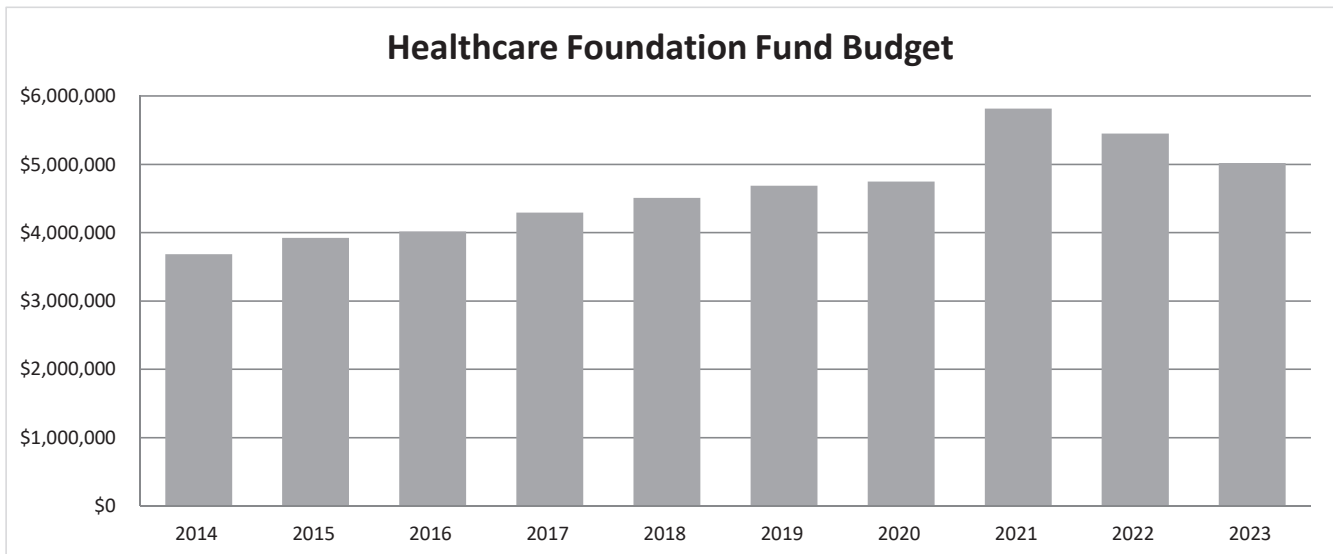


Healthcare Foundation Fund Budget

Ten-Year Trend

Fund designated to account for the Healthcare Foundation which assumes the County's obligation to provide indigent healthcare for county residents.

FISCAL YEAR	ADOPTED BUDGET	PERCENT CHANGE
2014	\$ 3,684,371	-12.8%
2015	\$ 3,921,960	6.4%
2016	\$ 4,016,931	2.4%
2017	\$ 4,290,972	6.8%
2018	\$ 4,506,295	5.0%
2019	\$ 4,684,022	3.9%
2020	\$ 4,744,761	1.3%
2021	\$ 5,811,442	22.5%
2022	\$ 5,448,518	-6.2%
2023	\$ 5,017,423	-7.9%

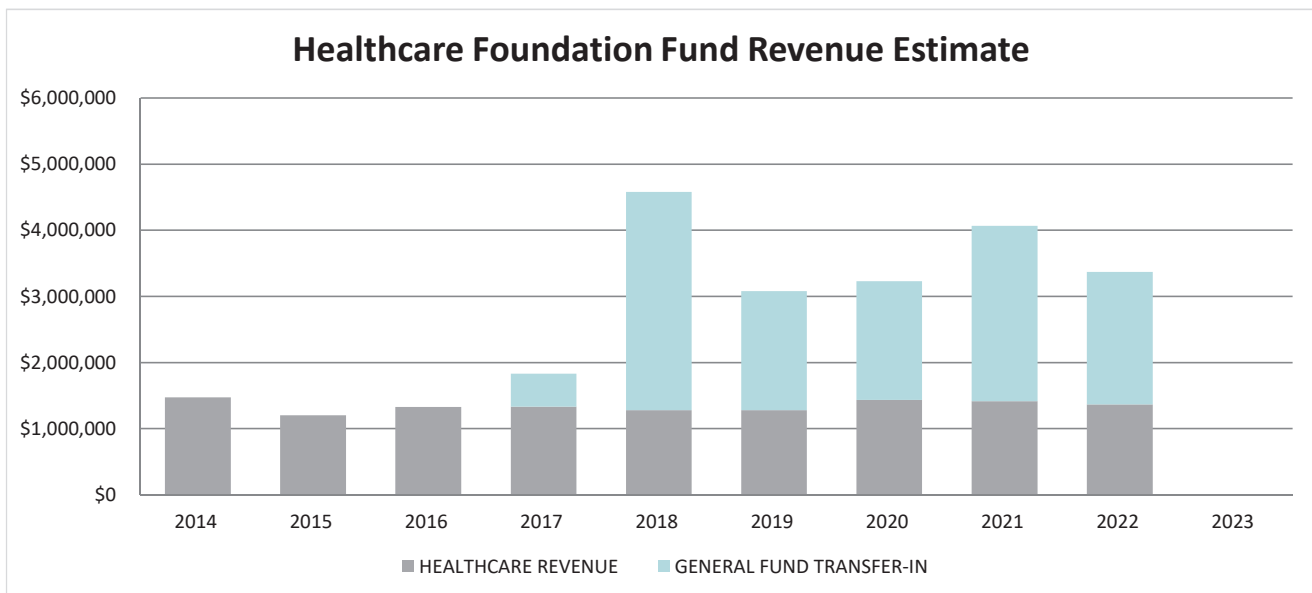


Healthcare Foundation Fund Revenue Estimate

Ten-Year Trend

Fund designated to account for the Healthcare Foundation which assumes the County's obligation to provide indigent healthcare for county residents.

FISCAL YEAR	ADOPTED REVENUE ESTIMATE	PERCENT CHANGE
2014	\$ 1,468,027	-42.9%
2015	\$ 1,200,100	-18.3%
2016	\$ 1,325,390	10.4%
2017	\$ 1,827,775	37.9%
2018	\$ 4,578,253	150.5%
2019	\$ 3,076,453	-32.8%
2020	\$ 3,229,654	5.0%
2021	\$ 4,062,654	25.8%
2022	\$ 3,365,975	-17.1%
2023	\$ 4,653,355	38.2%



Expenditures by Department

DEPARTMENT	FY 2022		FY 2023			
	ADOPTED	FTE	ADOPTED	FTE	% Change	
0001 GENERAL FUND						
01001-0001	COUNTY JUDGE-ADMIN	\$ 229,872	1.0	\$ 236,176	1.0	2.74%
01051-0001	COMMISSIONERS COURT PRECINCT 1-ADMIN	\$ 190,509	1.0	\$ 195,016	1.0	2.37%
01052-0001	COMMISSIONERS COURT PRECINCT 2-ADMIN	\$ 190,509	1.0	\$ 193,756	1.0	1.70%
01053-0001	COMMISSIONERS COURT PRECINCT 3-ADMIN	\$ 190,509	1.0	\$ 193,756	1.0	1.70%
01054-0001	COMMISSIONERS COURT PRECINCT 4-ADMIN	\$ 190,509	1.0	\$ 194,156	1.0	1.91%
02001-0001	ADMINISTRATIVE SERVICES-ADMIN	\$ 1,207,846	8.0	\$ 1,283,305	8.0	6.25%
02013-0001	ADMIN SERVICES-MAGISTRATE DEPT-ADMIN	\$ 496,057	4.5	\$ 786,106	9.0	↑ 58.47%
03001-0001	HUMAN RESOURCES-ADMIN	\$ 2,147,033	19.0	\$ 2,481,324	21.0	↑ 15.57%
03009-0009	HUMAN RESOURCES-SHARED-SHARED	\$ 83,000	-	\$ 108,000	-	30.12%
03020-0001	HUMAN RESOURCES RISK MGMT-ADMIN	\$ 224,790	2.0	\$ 241,486	2.0	7.43%
03029-0018	HR RISK MGMT-SHARED-LIABILITY INSURANCE	\$ 1,695,000	-	\$ 1,695,000	-	0.00%
03029-0035	HR RISK MGMT-SHARED-WORKERS' COMP	\$ 885,000	-	\$ 885,000	-	0.00%
03030-0001	HUMAN RESOURCES CIVIL SERVICE-ADMIN	\$ 96,010	1.0	\$ 98,858	1.0	2.97%
04001-0001	BUDGET-ADMIN	\$ 821,833	6.0	\$ 894,086	6.0	8.79%
04020-0001	BUDGET SUPPORT SERVICES-ADMIN	\$ 245,277	3.5	\$ 238,618	3.5	-2.71%
04029-0009	BUDGET SUPPORT SERVICES-SHARED-SHARED	\$ 1,765,000	-	\$ 1,765,000	-	0.00%
05001-0001	ELECTIONS-ADMIN	\$ 3,432,535	16.0	\$ 2,532,921	16.0	-26.21%
06001-0001	INFORMATION TECHNOLOGY-ADMIN	\$ 7,323,392	52.0	\$ 7,453,152	52.0	1.77%
06019-0009	IT-SHARED-SHARED	\$ 2,192,058	-	\$ 1,985,643	-	-9.42%
06030-0001	INFORMATION TECHNOLOGY RECORDS-ADMIN	\$ 623,726	7.0	\$ 735,050	7.0	17.85%
06050-0001	INFORMATION TECHNOLOGY GIS-ADMIN	\$ 839,010	5.5	\$ 934,702	5.5	11.41%
07001-0001	VETERAN SERVICES-ADMIN	\$ 258,356	3.0	\$ 279,066	3.0	8.02%
08001-0001	COUNTY CLERK-ADMIN	\$ 2,586,684	32.0	\$ 2,747,030	32.0	6.20%
08020-0001	COUNTY COURT AT LAW CLERKS-ADMIN	\$ 2,665,042	36.0	\$ 2,777,493	36.0	4.22%
08020-0019	COUNTY COURT AT LAW CLERKS-COLLECTIONS	\$ 356,552	4.0	\$ 371,486	4.0	4.19%
08030-0001	COUNTY CLERK TREASURY-ADMIN	\$ 526,870	6.0	\$ 553,430	6.0	5.04%
08060-0001	COUNTY CLERK PROBATE/MENTAL-ADMIN	\$ 549,234	7.0	\$ 584,790	7.0	6.47%
09001-0001	MEDICAL EXAMINER-ADMIN	\$ 2,408,264	13.0	\$ 2,571,067	13.0	6.76%
10001-0001	NON-DEPARTMENTAL-ADMIN	\$ 29,622,809	-	\$ 31,473,188	-	6.25%
10001-0026	NON-DEPARTMENTAL-CAPITAL REPLACEMENT	\$ 550,000	-	\$ 400,000	-	-27.27%
10001-0027	NON-DEPARTMENTAL-CENTRAL APPRAISAL DISTRICT	\$ 1,957,754	-	\$ 2,091,978	-	6.86%
20000-0009	COUNTY COURTS-SHARED-SHARED	\$ 206,300	-	\$ 127,000	-	-38.44%
20010-0001	COUNTY COURT AT LAW 1-ADMIN	\$ 631,295	4.0	\$ 653,200	4.0	3.47%
20020-0001	COUNTY COURT AT LAW 2-ADMIN	\$ 644,902	4.0	\$ 667,437	4.0	3.49%
20030-0001	COUNTY COURT AT LAW 3-ADMIN	\$ 628,301	4.0	\$ 651,136	4.0	3.63%
20040-0001	COUNTY COURT AT LAW 4-ADMIN	\$ 617,868	4.0	\$ 640,406	4.0	3.65%
20050-0001	COUNTY COURT AT LAW 5-ADMIN	\$ 642,341	4.0	\$ 667,471	4.0	3.91%
20060-0001	COUNTY COURT AT LAW 6-ADMIN	\$ 614,273	4.0	\$ 635,858	4.0	3.51%
20070-0001	COUNTY COURT AT LAW 7-ADMIN	\$ 614,337	4.0	\$ 636,419	4.0	3.59%
21099-0001	COUNTY COURTS PROBATE-ADMIN	\$ 1,096,620	4.0	\$ 1,076,887	4.0	-1.80%

Expenditures by Department

DEPARTMENT	FY 2022		FY 2023			
	ADOPTED	FTE	ADOPTED	FTE	% Change	
0001 GENERAL FUND CONTINUED						
23001-0001	DISTRICT CLERK-ADMIN	\$ 5,393,570	69.0	\$ 5,798,013	71.0 ↑	7.50%
23030-0001	DISTRICT CLERK JURY MANAGEMENT-ADMIN	\$ 917,883	4.0	\$ 833,143	4.0	-9.23%
24000-0009	JP-SHARED-SHARED	\$ 146,854	1.0	\$ 148,056	1.0	0.82%
24010-0001	JUSTICE OF THE PEACE PCT1-ADMIN	\$ 610,072	7.0	\$ 639,802	7.0	4.87%
24020-0001	JUSTICE OF THE PEACE PCT2-ADMIN	\$ 464,559	5.0	\$ 492,450	5.0	6.00%
24030-0001	JUSTICE OF THE PEACE PCT3-ADMIN	\$ 924,002	13.0	\$ 992,274	13.0	100.00%
24040-0001	JUSTICE OF THE PEACE PCT4-ADMIN	\$ 551,740	7.0	\$ 585,138	7.0	6.05%
25000-0009	DISTRICT COURTS-SHARED-SHARED	\$ 919,930	4.0	\$ 1,246,367	7.0 ↑	35.48%
25199-0001	199TH DISTRICT COURT-ADMIN	\$ 403,979	4.0	\$ 339,672	4.0	-15.92%
25219-0001	219TH DISTRICT COURT-ADMIN	\$ 401,743	4.0	\$ 421,771	4.0	4.99%
25296-0001	296TH DISTRICT COURT-ADMIN	\$ 388,707	4.0	\$ 408,924	4.0	5.20%
25366-0001	366TH DISTRICT COURT-ADMIN	\$ 429,726	4.0	\$ 453,643	4.0	5.57%
25380-0001	380TH DISTRICT COURT-ADMIN	\$ 426,400	4.0	\$ 448,158	4.0	5.10%
25401-0001	401ST DISTRICT COURT-ADMIN	\$ 401,220	4.0	\$ 425,979	4.0	6.17%
25416-0001	416TH DISTRICT COURT-ADMIN	\$ 403,053	4.0	\$ 424,884	4.0	5.42%
25417-0001	417TH DISTRICT COURT-ADMIN	\$ 450,667	4.0	\$ 471,896	4.0	4.71%
25429-0001	429TH DISTRICT COURT-ADMIN	\$ 403,154	4.0	\$ 426,118	4.0	5.70%
25468-0001	468TH FAMILY DISTRICT COURT-ADMIN	\$ 417,379	4.0	\$ 440,954	4.0	5.65%
25469-0001	469TH DISTRICT COURT-ADMIN	\$ 402,163	4.0	\$ 422,945	4.0	5.17%
25470-0001	470TH DISTRICT COURT-ADMIN	\$ 383,693	4.0	\$ 404,857	4.0	5.52%
25471-0001	471ST CIVIL DISTRICT COURT-ADMIN	\$ 405,516	4.0	\$ 426,368	4.0	5.14%
30001-0001	COUNTY AUDITOR-ADMIN	\$ 3,805,596	33.0	\$ 3,979,294	33.0	4.56%
31001-0001	TAX ASSESSOR/COLLECTOR-ADMIN	\$ 6,855,378	98.5	\$ 7,310,681	100.5 ↑	6.64%
32001-0001	PURCHASING-ADMIN	\$ 1,591,070	17.0	\$ 1,729,179	17.0	8.68%
35001-0001	DISTRICT ATTORNEY-ADMIN	\$ 17,371,829	141.0	\$ 18,016,968	140.0 ↓	3.71%
40010-0001	FACILITIES & PARKS-ADMIN	\$ 5,110,448	64.0	\$ 5,923,765	74.5 ↑	15.91%
40010-0009	FACILITIES & PARKS-SHARED	\$ 5,096,480	-	\$ 5,096,480	-	0.00%
40030-0001	BUILDING SUPERINTENDENT-ADMIN	\$ 589,307	4.0	\$ 824,747	4.0	39.95%
40030-0009	BUILDING SUPERINTENDENT-SHARED	\$ 1,398,343	-	\$ 1,423,343	-	1.79%
44001-0001	EQUIPMENT SERVICES-ADMIN	\$ 1,351,446	14.0	\$ 1,447,306	14.0	7.09%
44001-0009	EQUIPMENT SERVICES-SHARED	\$ 2,737,961	-	\$ 3,615,281	-	32.04%
50001-0001	SHERIFF'S OFFICE-ADMIN	\$ 16,790,498	144.5	\$ 18,058,482	151.5 ↑	7.55%
50002-0001	SHERIFF'S OFFICE CHILD ABUSE-ADMIN	\$ 586,837	5.0	\$ 649,468	5.0	10.67%
50003-0001	SO DISPATCH-ADMIN	\$ 3,477,740	30.0	\$ 3,740,388	32.0 ↑	7.55%
50030-0001	SO JAIL OPERATIONS-ADMIN	\$ 32,971,133	353.0	\$ 34,800,097	352.0 ↓	5.55%
50030-0004	SO JAIL OPERATIONS-PRE-TRIAL RELEASE	\$ 702,399	-	\$ 827,399	-	17.80%
50030-0007	SO JAIL OPERATIONS-JAIL CAFÉ	\$ 40,300	-	\$ 40,000	-	-0.74%
50050-0001	SO MINIMUM SECURITY-ADMIN	\$ 157,296	-	\$ 157,296	-	0.00%
50060-0001	SHERIFF'S OFFICE FUSION CENTER-ADMIN	\$ 193,088	4.0	\$ 111,262	3.0 ↓	-42.38%
50090-0008	SO COUNTY CORRECTION-SCORE	\$ 392,308	4.0	\$ 407,026	4.0	3.75%

Expenditures by Department

DEPARTMENT	FY 2022		FY 2023			
	ADOPTED	FTE	ADOPTED	FTE	% Change	
0001 GENERAL FUND CONTINUED						
55010-0001	CONSTABLE PCT1-ADMIN	\$ 969,192	9.0	\$ 991,211	9.0	2.27%
55020-0001	CONSTABLE PCT2-ADMIN	\$ 565,312	5.0	\$ 596,101	5.0	5.45%
55030-0001	CONSTABLE PCT3-ADMIN	\$ 1,599,026	15.0	\$ 1,645,119	15.0	2.88%
55040-0001	CONSTABLE PCT4-ADMIN	\$ 918,167	9.0	\$ 938,585	9.0	2.22%
57001-0001	FIRE MARSHAL-ADMIN	\$ 1,638,298	6.0	\$ 1,784,797	7.0	↑ 8.94%
59001-0001	HIGHWAY PATROL-ADMIN	\$ 39,965	1.0	\$ 39,455	1.0	-1.28%
59010-0001	BREATHALYZER PROGRAM-ADMIN	\$ 30,000	-	\$ 30,000	-	0.00%
59020-0001	AMBULANCE SERVICE-ADMIN	\$ 946,029	-	\$ 946,029	-	0.00%
59050-0001	EMERGENCY MANAGEMENT-ADMIN	\$ 111,015	1.0	\$ 120,010	1.0	8.10%
60030-0001	SUBSTANCE ABUSE-ADMIN	\$ 269,415	3.0	\$ 289,934	3.0	7.62%
60040-0001	INMATE HEALTH-ADMIN	\$ 9,261,311	-	\$ 10,961,311	-	18.36%
60050-0001	MHMR-ADMIN	\$ 2,955,781	-	\$ 3,055,781	-	3.38%
62001-0001	COURT APPT REPRESENTATION-ADMIN	\$ 9,500,000	-	\$ 9,923,197	-	4.45%
62010-0001	COURT APPT REPRESENTATION JUV-ADMIN	\$ 751,790	-	\$ 801,790	-	6.65%
62090-0001	INDIGENT DEFENSE COORDINATOR-ADMIN	\$ 702,123	8.0	\$ 715,187	8.0	1.86%
63001-0001	INDIGENT AID-ADMIN	\$ 3,000	-	\$ 3,000	-	0.00%
64001-0001	JUVENILE PROBATION-ADMIN	\$ 3,739,240	49.5	\$ 4,371,288	53.0	↑ 16.90%
64020-0001	JUVENILE DETENTION-ADMIN	\$ 9,077,648	92.0	\$ 9,698,703	92.0	6.84%
64060-0001	JJAEP-ADMIN	\$ 991,541	6.0	\$ 1,055,357	6.0	6.44%
65010-0001	HISTORICAL COMMISSION-ADMIN	\$ 49,900	-	\$ 49,900	-	0.00%
65030-0001	OPEN SPACE-ADMIN	\$ 32,350	-	\$ 33,550	-	3.71%
70001-0001	AGRILIFE EXTENSION-ADMIN	\$ 323,980	6.5	\$ 355,979	6.0	↓ 9.88%
78001-0001	MYERS PARK-ADMIN	\$ 814,534	10.0	\$ 882,156	10.0	8.30%
78020-0001	MYERS PARK FARM MUSEUM-ADMIN	\$ 122,196	1.0	\$ 127,463	1.0	4.31%
82001-0001	DEVELOPMENT SERVICES-ADMIN	\$ 865,548	9.5	\$ 921,563	9.5	6.47%
90001-0000	INTERFUND TRANSFERS-UNDEFINED	\$ 2,356,330	-	\$ 3,656,330	-	55.17%
		\$ 237,346,435	1,568.0	\$ 253,140,123	1,602.0	↑ -1.76%

Expenditures by Department

DEPARTMENT	FY 2022		FY 2023		
	ADOPTED	FTE	ADOPTED	FTE	% Change
1010 ROAD & BRIDGE FUND					
10001-0001 NON-DEPARTMENTAL-ADMIN	\$ 513,000	-	\$ 515,998	-	0.58%
10001-0026 NON-DEPARTMENTAL-CAPITAL REPLACEMENT	\$ 70,000	-	\$ 70,000	-	0.00%
75001-0001 ROAD & BRIDGE-ADMIN	\$ 21,789,466	94.0	\$ 24,063,447	94.0	10.44%
75020-0001 ENGINEERING-ADMIN	\$ 901,331	5.0	\$ 1,232,977	5.0	36.80%
75040-0001 PUBLIC WORKS-ADMIN	\$ 675,052	5.0	\$ 689,070	5.0	2.08%
75050-0001 CONSERVATION-ADMIN	\$ 44,035	-	\$ 44,035	-	0.00%
	\$ 23,992,884	104.0	\$ 26,615,527	104.0	10.93%
OTHER FUNDS					
0003 - RECORDS ARCHIVE	\$ 500,000	-	\$ 500,000	-	0.00%
0005 - DIS CTS REC TECH	\$ 100,000	-	\$ 100,000	-	0.00%
0029 - COURTHOUSE SECURITY	\$ 889,649	13.0	\$ 941,945	13.0	5.88%
0499 - PERMANENT IMPROVEMENT	\$ 2,289,000	-	\$ 2,098,300	-	-8.33%
1013 - JUDICIAL APPELLATE	\$ 83,000	-	\$ 79,000	-	-4.82%
1015 - COURT REPORTERS	\$ 357,140	-	\$ 357,140	-	0.00%
1021 - LAW LIBRARY	\$ 417,300	2.5	\$ 432,056	2.5	3.54%
1025 - CO CLRK REC MGMT & PRES	\$ 1,983,744	9.0	\$ 2,107,826	9.0	6.25%
1026 - DIST CLRK REC MGMT & PRES	\$ 67,743	1.0	\$ 73,791	1.0	8.93%
1028 - JUSTICE COURT TECHNOLOGY	\$ 151,068	-	\$ 351,068	-	132.39%
1031 - ECONOMIC DEVELOPMENT 2001	\$ 130,850	-	\$ 130,850	-	0.00%
1033 - CONTRACT ELECTIONS	\$ 832,561	-	\$ 832,561	-	0.00%
1037 - DA STATE FORFEITURE	\$ 125,000	-	\$ 125,000	-	0.00%
1040 - HEALTHCARE FOUNDATION	\$ 5,448,518	57.0	\$ 5,017,423	71.0 ↑	-7.91%
1044 - COUNTY REC MGMT & PRES	\$ 270,000	-	\$ -	-	-100.00%
1049 - DA PRETRIAL INTERVNTN PRG	\$ 152,002	1.0	\$ 176,965	1.0	16.42%
1050 - SPECIALTY COURT	\$ 58,000	-	\$ 58,000	-	0.00%
1052 - CTY CRTS TECHNOLOGY	\$ 1,568	-	\$ 1,568	-	0.00%
1053 - DIS CTS TECHNOLOGY	\$ 2,016	-	\$ 2,016	-	0.00%
1054 - PROBATE CONTRIBUTIONS	\$ 88,961	1.0	\$ 94,901	1.0	6.68%
1056 - DIS CLRK CRT REC PRESRVTN	\$ 100,000	-	\$ 100,000	-	0.00%
1060 - DA FEDERAL TREASURY FORF	\$ 223,113	1.0	\$ 187,765	1.0	-15.84%
1063 - DA FEDERAL JUSTICE FORF	\$ 35,000	-	\$ 35,000	-	0.00%
2102 - PUBLIC HEALTH EMERG PREPD	\$ 777,806	8.0	\$ 830,753	8.0	6.81%
2108 - HEALTHCARE GRANTS	\$ 1,440,468	16.0	\$ 1,595,908	17.0 ↑	10.79%
2580 - STATE GRANTS	\$ 85,940	1.0	\$ 84,665	1.0	-1.48%
3001 - DEBT SERVICE	\$ 84,677,929	-	\$ 84,681,000	-	0.00%
5501 - COUNTY INSURANCE	\$ 1,695,000	-	\$ 2,308,000	-	36.17%
5502 - WORKERS' COMPENSATION INS	\$ 885,000	-	\$ 885,000	-	0.00%
5504 - UNEMPLOYMENT INSURANCE	\$ 250,000	-	\$ 250,000	-	0.00%
5505 - EMPLOYEE INSURANCE	\$ 37,311,400	2.0	\$ 41,249,591	2.0	10.55%

Expenditures by Department

DEPARTMENT	FY 2022		FY 2023		
	ADOPTED	FTE	ADOPTED	FTE	% Change
OTHER FUNDS CONTINUED					
5990 - ANIMAL SAFETY	\$ 1,740,800	16.0	\$ 1,545,943	16.0	-11.19%
6050 - JUDICIAL DISTRICT	\$ 6,231,103	95.0	\$ 6,506,122	95.0	4.41%
6051 - DP-SC MENTALLY IMPAIRED	\$ 123,889	2.0	\$ 133,362	2.0	7.65%
6053 - CCP-COMM CORRECTIONS FAC	\$ 254,764	4.0	\$ 274,774	4.0	7.85%
6055 - DP-SC SEX OFFENDER	\$ 122,588	2.0	\$ 128,289	2.0	4.65%
6058 - DP-SC SUBSTANCE ABUSE	\$ 353,557	5.0	\$ 376,498	5.0	6.49%
6059 - PERSONAL BOND/SURETY PRGM	\$ 315,796	6.0	\$ 328,867	6.0	0.00%
6800 - CPS BOARD	\$ 46,330	-	\$ 46,330	-	0.00%
	<u>\$ 150,618,603</u>	<u>242.5</u>	<u>\$ 155,028,277</u>	<u>257.5</u> ↑	<u>2.93%</u>
TOTAL	<u>\$ 411,957,922</u>	<u>1,914.5</u>	<u>\$ 434,783,927</u>	<u>1,963.5</u> ↑	<u>5.54%</u>

A photograph of the Jack Hatchell Collin County Administration Building, a multi-story brick structure with a prominent arched window. The building's name is inscribed on the facade. The image is overlaid with a semi-transparent dark filter and a white horizontal line above and below the word 'POLICIES'.

POLICIES

JACK HATCHELL
COLLIN COUNTY ADMINISTRATION
BUILDING

FINANCIAL POLICIES

A high level overview of Collin County’s financial and budgetary policies are compiled below. These policies set the framework for the overall fiscal management of the County and guide decisions of Commissioners’ Court and the Budget Office.

Budgetary Control Policy

- Sets budget control at the category level. Budget may exceed the line item level as long as the total budget within the category is not exceeded.
- Purchasing Agent is not authorized to make purchases that exceed budgeted funds without approval from Budget Director and Commissioners Court.
- Budget Director is authorized to amend the budget as needed for amounts under \$5,000.
- Budget Director will review carryforwards requested for major projects that will not be completed in the current fiscal year.

Fund Balance Policy

- Establishes operating and reporting guidelines for fund balances of Collin County.
- Presents fund balances in five classifications based on the constraints governing how those balances can be spent.
- Sets a minimum goal of an unassigned fund balance that could support operating expenses for 120 days.

Investment Policy

- Establishes guidelines for:
- Who can invest County funds.
 - How County funds will be invested.
 - When and how periodic reviews of investments will be made.

Compliance

Yes, the adopted budget complies with this fiscal policy.

Yes, the adopted budget complies with this fiscal policy.

Yes, the adopted budget complies with this fiscal policy.

Last Revision Date

September 12, 2022

September 19, 2011

April 11, 2022


State of Texas §
Collin County §
Commissioners Court §

Court Order
2022-877-09-12

An order of the Collin County Commissioners Court amending a policy.

The Collin County Commissioners Court hereby approves the amended Budget Control Policy to include authority for a non-court budget amendment to cover bullet proof vests for new employees if department has zero funds in uniform line item, as detailed in the attached documentation.

A motion was made, seconded, and carried by a majority of the court members in attendance during a regular session on Monday, September 12, 2022.



Chris Hill, County Judge




Darrell Hale, Commissioner, Pct 3



Susan Fletcher, Commissioner, Pct 1



Duncan Webb, Commissioner, Pct 4



Cheryl Williams, Commissioner, Pct 2



ATTEST: Stacey Kemp, County Clerk

Collin County Budgetary Control Policy

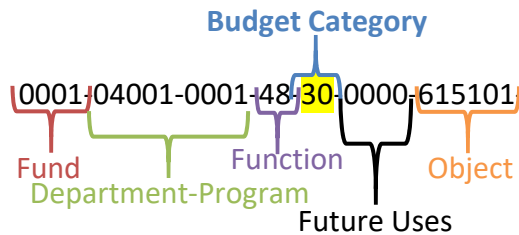
This Budgetary Control Policy is to remain in effect until changed or otherwise repealed by Commissioners Court.

1. Fiscal Year

The County's fiscal year covers a twelve-month period beginning October 1st through September 30th.

2. Line Item Structure

The expenditure line item/account number is structured as follows:



3. Budget Categories

Budgets are used and controlled at the Budget Category level within the Fund and Department-Program. The major budget categories that are used for departments are as follows:

- Salary & Benefits (10) is an expenditure category that includes all personnel related costs such as salaries, social security and Medicare, retirement, group health insurance, group life insurance, disability premiums and tuition reimbursement.
- Training & Travel (20) is an expenditure category that includes all expenses related to training and travel made by an employee for county purposes.
- Maintenance & Operations (30) is an expenditure category that includes all payments for commodities and low value assets. Examples of line items in this group include office supplies, small tools, software, and uniforms.
- Capital Outlay (40) is an expenditure category utilized for the acquisition of fixed assets, which have a value of \$5,000 or more and have a useful economic lifetime of more than one year. Capital Outlay (other than capital project funds and grants) are restricted at the Line Item level and the Project Code level. Neither the Line Item Level budget nor the Project Code budget may be exceeded. Transferring funds between Project Codes requires prior Commissioners Court approval. The agenda item must be entered in E-Agenda first and then the Agenda item number and Commissioners Court date are to be listed in the Reference 1 & 2 section of the Journal Details of the budget amendment in Munis.

Other Budget Categories exist for accounting/budget purposes but are not generally available for departmental use.

Budget Control levels vary by Budget Category or Project Code depending on the characteristics of the line items. The Budget Control level for each Budget Category is structured as follows:

<u>Category</u>	<u>Budget Control Level</u>
Salaries and Benefits (10)	Category Level
Training and Travel (20)	Category Level
Maintenance and Operations (30)	Category Level
Capital Outlay (40)	Line Item Level and Project Code Level

When Budget Control is provided at the Category Level, transactions are allowed as long as the aggregate total transactions of all line items within the Category does not exceed the aggregate total of all Line Item budgets within that Category. A budget may be exceeded at the Line Item Level as long as the total budget within the Category is not exceeded.

4. Training and Travel Expenditures

Elected Officials and Department Directors are not authorized to exceed Training & Travel funding without prior approval from the Commissioners Court and Court approved budget amendment.

Prior to attending any function that would be classified as a Training & Travel expense, a County employee shall submit an estimate of the entire cost of attendance. The estimate should be submitted and released into workflow using Munis Expense Claims. Failure to submit an estimate of costs prior to attendance may result in loss of Elected Official/Department Head's personal funds and will require approval by Commissioners Court before a claim for any reimbursement can be paid.

5. Permanent Improvement Fund Budget

Permanent Improvement Fund (fund number 0499) projects are restricted at the Project Level and/or Category Level. The Permanent Improvement Fund requires an annual budget that must follow the same annual budgeting process and procedures as other funds.

6. Capital Project Fund Budgeting

Capital project funds (fund numbers 4001 through 4599) are projects included in the sale of bonds or tax notes. These funds require a different type of budgetary control because the budget is based on project life and not on a fiscal year. The Budget Control Level is at the Line Item level within each Project Code.

7. Grant Fund Budgets

Grant funds (fund numbers 2000 through 2999) require different budget control processes and procedures due to their unique nature. Grants often require budgets to be controlled by different fiscal years other than the County's fiscal year. A Project Code is established for each grant budget category, and the budget control is provided at the Project Level. Initial grant budgets and increases to the total grant budget should be reviewed by the Auditor's Office and approved by Commissioners Court; however, shifting budgeted funds between budget categories is allowed with the Auditor's Office approval and a notification to Commissioners Court, so long as it does not increase the overall approved total grant budget.

8. CSCD Budgets

CSCD budgets are on a different fiscal year than the County's fiscal year, and are controlled with different budget categories than the County. The budgets are controlled at a Project Code level similar to grant funds. Movement between budget categories must follow state rules and guidelines, and require Auditor's Office approval. CSCD budgets do not require Commissioners Court approval or notification.

9. Juvenile Probation Budgets

State funds provided to Juvenile Probation are controlled on a different fiscal year than the County and have different budget categories than the County. The Juvenile Probation budgets are controlled at a Project Code level similar to grant funds. Movement between budget categories must follow state guidelines, require Auditor's Office, and/or the Collin County Juvenile Board approval. Juvenile Probation budgets do not require Commissioners Court approval or notification.

County funds provided to Juvenile Probation budgets are controlled at the Budget Category level. Movement between budget categories requires the approval of the Collin County Juvenile Board, and does not require Commissioners Court approval or notification.

8. Purchases

The Purchasing Agent is not authorized to allow any purchases that exceed budgeted funds without first getting the approval from the Director of Budget and Finance and then approval from the County Judge and Commissioners Court along with a proposed budget amendment. The County Auditor may allow budget overrides if the cause of the budget overrun will be cleared by an eminent accounting transaction, budget amendment, or future grant funding. All Purchasing policies and procedures must be followed once funding is approved.

Any requisition submitted by a department charged against an improper account number will be returned to the department for correction. The Purchasing Agent and/or the County Auditor will not change any account number on a requisition without first consulting with the Elected Official/Department Director concerned.

A purchase requisition shall not be submitted by any department without available funds within the Budget Category Level and/or Project Code. Such requisition will remain in created status if funds are not available.

10. Budget Amendments

In accordance with Texas Local Government Code 111.070(c) and County policy, the Director of Budget and Finance is authorized to amend the budget as needed for amounts under \$5,000. In addition, the Director of Budget and Finance is authorized to amend the budget as need for appropriated Line Items over \$5,000 if

- a. The amendment is within Capital Project Funds and
 - i. The budget amendment will not increase or decrease the overall project budget, and
 - ii. The budget amendment will not increase or decrease any fund balance; or

- b. The amendment is for the same account number/object within departments under the same Department Head/Elected Official.

The Director of Budget and Finance may require any budget amendment be approved by Commissioners Court.

All budget amendments will be entered into Munis by the Department requesting the amendment with the exception of Grants, Capital Projects, or if otherwise instructed by the Director of Budget and Finance. Budget amendments entered by the Department will be held pending the requisite approval. The amendments will be released into a workflow process for Department approval and Budget Department approval. Workflow will continue to the Auditor's Office for approval and posting in the general ledger. Munis User Guides are provided on mycc and include the procedure for budget transfers/amendments. Relevant supporting backup (i.e. Vendor quotes, memos, emails, etc.) must be attached to the budget amendments in Munis as well as an explanation in the notes of why the amendment is necessary. If a budget amendment will require Commissioners Court approval, the Agenda item must be entered in E-Agenda first and then the agenda item number and Commissioners Court date are to be listed in the Reference 1 & 2 section of the journal details of the budget amendment in Munis.

Budget amendments moving funds to/from the Salary & Benefits Category or to the Travel and Training Category are not allowed without approval by Commissioners Court.

11. Deficit Budget Balance

Any Elected Official/Department Director whose budget category ends in a deficit amount may lose funds in the following fiscal year equal to the deficit amount after evaluation by Commissioners Court.

12. Annual Carryover of Budgeted Funds

Carryforward requests shall be submitted, with justification, to the Director of Budget and Finance in the annual budget packet or no later than August 31st. Carryforward requests are for major projects that will not be completed in the current fiscal year. Items budgeted in recurring line items such as education and conference, dues & subscriptions, office supplies, etc. are not eligible for carryforward.

Each request will be reviewed by the Director of Budget and Finance. Requests for carryover funds that are not encumbered via a purchase order to a specified vendor prior to August 31st shall be subject to rejection upon review by the Director of Budget and Finance.

13. Repair & Replacement of Unbudgeted Items

The Director of Budget and Finance is authorized to purchase capital or non-capital replacement items if such item is broken and funds are available in the capital replacement accounts.

Items that are broken must be reported within 30 days of the breakage utilizing the Repair/Replace Form and emailed to Purchasing and the Budget Department email box. Technology equipment must be reported within 30 of the breakage to the IT Department.

Items deemed necessary for replacement will only be replaced with like items and/or current county standard. Requests for upgrades are only allowed during the annual budget process.

Items that are under warranty will only be considered if the repair/replacement is outside the scope or coverage is denied by the warranty.

Items that were purchased using grant funds must first be checked for grant coverage before they will be considered.

Once replacement items are received the old items must be removed from the department and surplus for sale at auction or disposal. No items are to be kept by a department once replaced.

Items are not eligible for repair or replacement if they:

- Have an expiration or life expectancy date
- Are in need of replacement due to normal wear and tear
- Are in need of replacement due to age
- Are consumables and/or can be purchased utilizing a supply account number
- Can be planned for and are not submitted for consideration during the annual budget process
- Previously budgeted in a recurring account number within the requesting department's budget
- Are utilized in calculations to bill to outside entities
- Is repairable at reasonable cost

Items eligible for consideration for repair or replacement are:

- Items that are no longer compatible with other systems in use by the County. These items cannot be end-of-life, have an expiration date or life expectancy date. For example: Items no longer compatible when refreshed computer is delivered.
- Items that have broken after the annual budget process and are not included in the above ineligible list

Bullet Proof Vest replacement for turnover:

Bullet Proof Vests that need to be purchased outside the budget process for new employees due to turnover should be requisitioned from the department's uniforms line item budget. If funding is not sufficient in the uniforms line item, the Department should contact the Budget Office in writing to request a Budget Adjustment. The Budget Director can authorize a non-court Budget Adjustment for the Uniform Object for this purpose."

Any repair or replacement of items that do not meet the criteria stated above may be submitted to Commissioners Court for approval of exemption to this policy.

THE STATE OF TEXAS

COUNTY OF COLLIN

Subject: Policy, Fund Balance – Auditor

On September 19, 2011, the Commissioners Court of Collin County, Texas, met in regular session with the following members present and participating, to wit:

Keith Self
Matt Shaheen
Cheryl Williams
Joe Jaynes
Duncan Webb

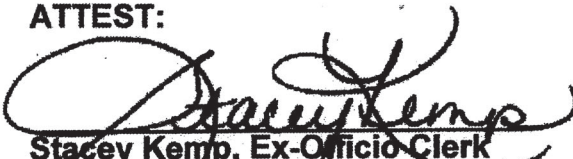
County Judge, Presiding
Commissioner, Precinct 1
Commissioner, Precinct 2
Commissioner, Precinct 3
Commissioner, Precinct 4


During such session the court considered a request for approval to adopt the Fund Balance Policy.

Thereupon, a motion was made, seconded and carried with a majority vote of the court for approval to adopt the Fund Balance Policy. Same is hereby approved in accordance with the attached documentation.




ATTEST:



Stacey Kemp, Ex-Officio Clerk
Commissioners Court
Collin County, T E X A S




Keith Self, County Judge




Matt Shaheen, Commissioner, Pct. 1



Cheryl Williams, Commissioner, Pct. 2



Joe Jaynes, Commissioner, Pct. 3



Duncan Webb, Commissioner, Pct. 4

Collin County, Texas

Fund Balance Policy

Purpose: The purpose of this policy is to establish operating and reporting guidelines for the fund balances of the governmental funds of Collin County, Texas.

Fund Balance Classification: The county governmental-fund financial statements will present fund balances classified in a hierarchy based on the strength of the constraints governing how those balances can be spent. These classifications are listed below in descending order of restrictiveness:

- **Nonspendable:** This classification includes amounts that cannot be spent because they: (a) are not in spendable form (e.g., inventories and prepaid items); (b) are not expected to be converted into cash within the current period or at all (e.g., long-term receivables); or (c) are legally or contractually required to be maintained intact (e.g., the non-spendable corpus of an endowment).
- **Restricted:** This classification includes amounts subject to usage constraints that have either been: (a) externally imposed by creditors (e.g., through a debt covenant), grantors, contributors, or laws or regulations of other governments; or (b) imposed by law through constitutional provisions or enabling legislation.
- **Committed:** This classification includes amounts that are constrained to use for specific purposes pursuant to formal action of Commissioners Court.¹ These amounts cannot be used for other purposes unless the Court removes or changes the constraints via the same type of action used to initially commit them.
- **Assigned:** This classification includes amounts intended by the county for use for a specific purpose but which do not qualify for classification as either restricted or committed. The intent can be expressed by Commissioners Court or by a combination of the County Auditor and the Budget Officer.²
- **Unassigned:** This classification applies to the residual fund balance of the General Fund and to any deficit fund balances of other governmental funds.

Order of Spending: Where appropriate, Collin County will typically use restricted, committed, and/or assigned fund balances, in that order, prior to using unassigned resources, but it reserves the right to deviate from this general strategy.

Minimum Fund Balance: Collin County generally aims to maintain a minimum unassigned fund balance of 120 operating days at fiscal year-end of each year in the General Fund. This should provide sufficient funding to operate the county during the first quarter since most property taxes are not collected until the second quarter of each year.

1. A commitment of fund balance requires formal action as to purpose but not as to amount; the latter may be determined and ratified by the Court at a later date. This is often important near year-end, when a purpose or need is known but a cost is not.

2. An assignment of fund balance implies an intent of Commissioners Court, but operationally, the ability to implement the intent may be delegated to one or more persons.


State of Texas §
Collin County §
Commissioners Court §

Court Order
2022-344-04-11

An order of the Collin County Commissioners Court adopting a policy.

The Collin County Commissioners Court hereby approves the adoption of the 2022 investment policy, as detailed in the attached documentation.

A motion was made, seconded, and carried by a majority of the court members in attendance during a regular session on Monday, April 11, 2022.



Chris Hill, County Judge



Susan Fletcher, Commissioner, Pct 1



Cheryl Williams, Commissioner, Pct 2



Darrell Hale, Commissioner, Pct 3

Not Present

Duncan Webb, Commissioner, Pct 4



ATTEST: Stacey Kemp, County Clerk

COLLIN COUNTY 2022 Investment Policy

I. Investment Authority and Scope of Policy

Introduction

This policy serves to satisfy the statutory requirements of Texas Local Government Code (LGC) Section 116.112 **Investment of Funds**, and Government Code (GC) Chapter 2256 **Public Funds Investment** (PFIA) to define and adopt a formal investment policy. This policy will be reviewed and adopted by order annually according to *GC Section 2256.005(e)*.

Scope

This policy applies to all financial assets of all funds of the County of Collin, Texas, the Collin County Housing Finance Corporation, The Collin County Toll Road Authority, and the Collin County Health Care Foundation, unless expressly prohibited by law. Idle funds required to be kept in a non-interest bearing account by agreement with Commissioners Court are not subject to investment.

This policy establishes guidelines for: 1) who can invest County funds, 2) how County funds will be invested, and 3) when and how periodic reviews of investments will be made. In addition to the requirements of this policy, bond funds (as defined by the Internal Revenue Service) shall be managed in accordance with their issuing documentation and all applicable state and federal law.

Investment Strategies

As permitted by *GC Chapter 2256*, the County has established three pooled investment funds groups: 1) the Operating Pooled Investment Funds Group, 2) the Non-Operating Pooled Investment Funds Group and 3) the Capital Projects Pooled Investment Funds Group. "Pooled fund group" means an internally created fund of an investing entity in which one or more institutional accounts of the investing entity are invested. *GC Section 2256.002(9)*. In accordance with the Public Funds Investment Act, *GC Section 2256.005(d)(1-6)*, a separate written investment strategy has been developed for each of the pooled funds groups under Collin County's control. Each investment strategy describes the investment objectives for the particular fund or groups of funds using the following priorities of importance:

1. Understanding of the suitability of the investment to the financial requirements of the entity
2. Preservation and safety of principal
3. Liquidity
4. Marketability of the investment if the need arises to liquidate the investment before maturity
5. Diversification of the investment portfolio
6. Yield

II. Investment Objectives

General Statement

Funds of the County will be invested in accordance with federal and state law and this investment policy. The County will invest according to investment strategies for each pooled investment funds group as they are adopted by order of the Commissioners Court in accordance with *GC Section 2256.005(d)(1-6)*.

Safety of Principal and Maintenance of Adequate Liquidity

GC Section 2256.005(b)(2)

Collin County is concerned about the return of its principal. Therefore, safety of principal is the primary objective in any investment transaction.

The County's investment portfolio is structured in conformance with an asset/liability management plan which provides liquidity necessary to pay obligations as they become due.

Diversification

GC Section 2256.005(b)(3)

It is the policy of Collin County to diversify its portfolio to reduce the risk of loss resulting from over concentration of assets in a specific maturity, a specific issuer, or a specific class of investments. Investments of the County shall always be selected that provide for stability of income and reasonable liquidity.

Yield

GC Section 2256.005(b)(3)

In accordance with Government Code and PFIA, it is the County's goal to earn the maximum rate of return allowed on its investments within the policy imposed by safety and liquidity objectives, investment strategies for each pooled funds group, and state and federal law governing investment of public funds.

Maturity

GC Section 2256.005(b)(3)

Portfolio maturities will be structured primarily to meet the obligations of the County, and subsequently to achieve or obtain the highest return. When the County has funds that exceed current year obligations, maturity restraints will be imposed based upon the investment strategy for the non-operating investment pooled funds group. The maximum allowable stated maturity of any individual investment owned by the County in the non-operating pooled investment funds group is five years from settlement date, with the exception of Mortgage Backed Securities (MBS), which shall not have a stated final maturity date of greater than 10 years

County Investment Officer's Responsibility and Controls

In accordance with *GC Section 2256.005(f)*, the Commissioners Court shall designate, by resolution, the County Auditor and Budget Director as investment officers to be jointly responsible for the investment of its funds as defined in this investment policy. Persons designated by the Commissioners Court to be responsible for investments must demonstrate quality and capability of investment management, and shall exercise the judgement and care that a prudent person would exercise in the management of the person's own affairs. The governing body of the County retains ultimate responsibility as fiduciaries of the assets of the County.

To meet the daily operational needs of the County, the County Auditor shall deposit, withdraw or transfer County funds in/out of its investment pool, money market mutual fund, insured cash sweep, or depository institution accounts. Written documentation of these inter-County account transactions shall be provided to the Commissioners Court, County Auditor, and County Budget Director.

Any County investment purchase that is not required to meet daily operational needs must be approved by two investment officers prior to settlement. An exception may be made when seeking to purchase bond securities in a volatile market, where a quick turnaround time is critical to secure an offer, and/or the quantity of shares is limited.

Unless authorized by law, a person may not deposit, withdraw, transfer, or manage in any other manner the funds of the County.

Investment Committee

The Investment Officers, together with two members of Commissioners Court, shall be members of the Investment Committee. The Investment Committee shall review the investment portfolio's status and performance, advise appropriate portfolio adjustments, monitor compliance with the Investment Policy and Investment Strategy Statement, and perform other investment related duties as necessary.

Training Requirements

The investment officers and members of the Investment Committee shall:

- attend at least one investment training session containing at least 10 hours of instruction within 12 months after taking office or assuming duties,
- and attend at least one investment training session to receive at least 10 hours of investment training at least once in a two-year period that begins on October 1st and consists of the two consecutive years after that date.

All investment training sources must be approved by the Texas Association of Counties-County Investment Academy. Training must include education in investment controls, security risks, strategy risks, market risks, diversification of investment portfolio, and compliance with the *Section 2256.008(c) of the Texas Government Code*.

Investment training shall be paid out of the Non-Departmental budget for members of the Investment Committee, and one assistant County Auditor.

Investment Officer Disclosure

If an investment officer has a personal business relationship with an entity, or is related within the second degree by affinity or consanguinity to an individual seeking to sell an investment to the County, the investment officer must file a statement disclosing that personal business interest, or relationship, with the Texas Ethics Commission and the Commissioners Court in accordance with *GC Section 2256.005(i)*.

III. Investment Policies

Authorized Investments

No investment shall be allowable for purchase unless authorized as part of The County Investment Policy adopted by Commissioners Court.

The Collin County Investment Officers shall use any or all of the following authorized investment instruments consistent with governing law under *GC Section 2256.009(a)* and the County's investment objectives:

1. Obligations, including letters of credit, of the United States or its agencies and instrumentalities;
2. Direct obligations of this state or its agencies and instrumentalities;
3. Collateralized mortgage obligations directly issued by a federal agency or instrumentality of the United States, the underlying security for which is guaranteed by an agency or instrumentality of the United States;
4. Other obligations, the principal and interest of which are unconditionally guaranteed or insured by, or backed by the full faith and credit of this state or the United States or their respective agencies and instrumentalities, including obligations that are fully guaranteed or insured by the Federal Deposit Insurance Corporation or by the explicit full faith and credit of the United States;
5. Obligations of states, agencies, counties, cities, and other political subdivisions of any state rated as to investment quality by a nationally recognized investment rating firm not less than A or its equivalent;
6. Certificates of deposit issued by a state or national bank, a savings and loan association domiciled in this state, or a state or federal credit union domiciled in this state and is:
 - a. Guaranteed or insured by the Federal Deposit Insurance Corporation or its successor or the National Credit Union Share Insurance Fund or its successor;
 - b. Secured by obligations that are described by *Section 2256.009(a)*, including mortgage backed securities directly issued by a federal agency or instrumentality that have a market

- value of not less than the principal amount of the certificates, but excluding those mortgage backed securities of the nature described by [section 2256.009\(b\)](#); or
- c. Secured in any other manner and amount provided by law for deposits of the investing entity; and
 - d. Solicited by bid or offer orally, in writing, electronically, or any combination of methods outlined under [GC Section 2256.005\(c\)\(1-4\)](#);
7. Commercial Paper is an authorized investment under [GC 2256.013](#) if the commercial paper:
 - a. has a stated maturity of 365 days or fewer from the date of its issuance; and
 - b. is rated not less than A-1 or p-1 or an equivalent rating by at least:
 - i. two nationally recognized credit rating agencies; or
 - ii. one nationally recognized credit rating agency and is fully secured by an irrevocable letter of credit issued by a bank organized and existing under the laws of the United States or any state.
 8. Money market mutual funds registered with and regulated by the Securities and Exchange Commission and fully conforming with [GC Sections 2256.014](#) and [2256.016\(b\) and \(c\)](#) relating to the eligibility of investment pools to receive and invest funds of investing entities;
 9. Investment pools, as discussed in the Public Funds Investment Act, [GC Section 2256.016-2256.019](#), are eligible if the Commissioners Court, by order, authorizes investment in the particular pool. An investment pool shall invest the funds it receives from entities in authorized investments permitted by [GC 2256.016](#). An investment pool may invest its funds in money market mutual funds to the extent permitted by and consistent with [GC 2256.016](#) and the investment policies and objectives adopted by the investment pool. The County, by contract, may delegate to an investment pool the authority to hold legal title as custodian of investments purchased with its local funds; and
 10. Bonds issued, assumed, or guaranteed by the State of Israel.

The County expressly allows money market mutual funds and eligible investment pools authorized by the Commissioners Court to invest to the full extent permissible within the Public Funds Investment Act.

Investment of Bond Proceeds and Pledged Revenue

[GC Section 2256.0208](#)

(a) In this section, "pledged revenue" means money pledged to the payment of or as security for:

- (1) Bonds or other indebtedness issued by a local government;
- (2) Obligations under a lease, installment sale, or other agreement of a local government; or
- (3) Certificates of participation in a debt or obligation described by Subdivision (1) or (2).

(b) The investment officer of a local government may invest bond proceeds or pledged revenue only to the extent permitted by this chapter, in accordance with:

- (1) Statutory provisions governing the debt issuance or the agreement, as applicable; and
- (2) The local government's investment policy regarding the debt issuance or the agreement, as applicable.

Prohibited

As outlined under *GC Section 2256.009*, the Collin County Investment Officers have no authority to use any of the following investment instruments, which are strictly prohibited:

1. Obligations whose payment represents the coupon payments on the outstanding principal balance of the underlying mortgage-backed security collateral and pays no principal;
2. Obligations whose payment represents the principal stream of cash flow from the underlying mortgage-backed security collateral and bears no interest;
3. Collateralized mortgage obligations that have a stated final maturity date of greater than 10 years;
4. Collateralized mortgage obligations the interest rate of which is determined by an index that adjusts opposite to the changes in a market index; and
5. Repurchase agreements even though they are allowable within limits by *GC 2256.011(a)(1-4)*.

IV. Investment Responsibility and Control

Investment Advisors and Providers

The Collin County Investment Officers shall invest County funds consistent with federal and state law, the County's Investment Policy, and the current depository bank contract with any or all of the following institutions or groups:

1. Depository bank;
2. Other state bank, national bank, savings and loan association, or a state or federal credit union domiciled in Texas insured in full by either Federal Savings and Loan Insurance Corporation or Federal Deposit Insurance Corporation;
3. Public Funds Investment Act Pools passage of a resolution by the Commissioners Court, as well as the required inter-local agreement;
4. Government securities brokers and dealers approved by Commissioners Court;
5. Money Market mutual funds reviewed and recommended by the Investment Committee and approved by the Commissioners Court; Money Market mutual funds reviewed and recommended by the Investment Committee and approved by the Commissioners Court.

Qualifications of Approval of Brokers/Dealers

Investment advisors and investment providers shall adhere to the spirit, philosophy and specific terms of this policy and shall invest within the same "Standard of Care" whereby the primary objective is the preservation and safety of principal.

In accordance with *GC Section 2256.005(k)*, a written copy of this investment policy shall be presented to any person seeking to sell to the County an authorized investment, including investment pools and money market mutual funds. The registered principal of the business organization seeking to sell an authorized investment to the County shall execute a written instrument substantially to the effect that the registered principal has:

1. Received, reviewed, and agreed to adhere to the investment policy of the County;
2. Acknowledged that the business organization has implemented reasonable procedures and controls in an effort to preclude investment transactions conducted between the County and the organization that are not authorized by the County's investment policy;
3. Provided audited financial statements;
4. Provided proof of National Association of Securities Dealers (NASD) Certification;
5. Provided proof of state registration; and
6. Completed Broker/Dealer Request for Information.

Selected Investment Advisors and Investment Brokers/Dealers shall provide timely transaction confirmations and monthly activity reports.

The investment officers may not buy any securities from a person who has not delivered to the County an instrument substantially in the form provided above according to *GC Section 2256.005(k-l)*.

Approval Process of Broker/Dealer

Upon meeting the requirements established under *GC Section 2256.005(k)*, which includes the execution of a written instrument as described above, any person offering to engage in an investment transaction with the County may present a written request to the Investment Committee. The Investment Committee shall review the request and if appropriate present the request to Commissioner's Court for approval. As specified under *GC Section 2256.025*, the designated Investment Committee shall present annually a list of qualified investment brokers/dealers to the Commissioners Court for review, revisions, and approval. Once the list of qualified brokers/dealers has been adopted, only those named brokers/dealers shall be approved and qualified to engage in investment transactions with the County.

Standards of Operation

The County Investment Officers shall develop and maintain written administrative procedures for the operation of the investment program, which shall be consistent with this investment policy.

Delivery vs. Payment

GC Section 2256.005(b)(4)(E)

All investments except PFIA investment pools, or operating investments, shall be purchased using the "Delivery vs. Payment" (DVP) method through the Federal Reserve System. By so doing, County funds are not released until the County has received the securities purchased through the Federal Reserve wire.

When competitive offers are sought, the County will send a Request for Offer form to at least three approved and qualified broker/dealers. If a specific maturity date is required, offers will be requested for instruments which meet those purposes. The County will accept the offer, which, in its sole discretion, is determined to best provide the highest rate of return within the maturity required. Offers will not be accepted which do not meet the specified criteria in the request for offer or where the deadline specified on the request for offer(s) is not met.

For those situations where market conditions may dictate a change in the offer process noted above, the County may accumulate at least three unsolicited offers of investments for consideration to purchase. The investments considered must be comparable in structure, term, maturity, and rate. Furthermore, the offers accumulated must be no older than 5 business days prior to the date of purchase notification.

Offers may be solicited in any manner provided by law, including e-mail. All offers must be from brokers/dealers previously approved and qualified by Commissioners Court. All offers received and considered which lead to an acceptance of the offer must be documented and filed for auditing purposes.

Audit Controls

The Investment Officers shall prepare investment processes and forms to establish accounting and audit controls. The Commissioners Court will have an annual financial audit of all county funds by an independent auditing firm, as well as an annual compliance audit of management controls on investments and adherence to the County's established investment policies in accordance with *GC Section 2256.005(m)*.

Standard of Care

In accordance with *GC Section 2256.006*, investments shall be made with the judgment and care, under prevailing circumstances, that a person of prudence, discretion, and intelligence would exercise in the management of a person's own affairs, not for speculation, but for investment, considering the probable safety of capital and the probable income to be derived. Investment of funds shall be governed by the following investment objectives, in order of priority:

1. Understanding of the suitability of the investment to the financial requirements of the entity;
2. Preservation and safety of principal;
3. Liquidity;
4. Marketability of the investment if the need arises to liquidate the investment before maturity;
5. Diversification of the investment portfolio; and
6. Yield.

In determining whether an Investment Officer has exercised prudence with respect to an investment decision, the determination shall be made by taking into consideration:

- The investment of all funds, or funds under the County's control, over which the Investment Officer had responsibility rather than a consideration as to the prudence of a single investment; and

- Whether the investment decision was consistent with this written investment policy of the County.

V. Investment Reporting and Performance Evaluation

In accordance with *GC Section 2256.023*, not less than quarterly, the Investment Officers shall prepare and submit to the Commissioners Court a written report of investment transactions for all funds for the preceding reporting period, within a reasonable time after the end of the period. The report must:

1. Describe in detail the investment position of the County on the date of the report;
2. Be prepared jointly by all Investment Officers;
3. Be signed by each Investment Officer;
4. Contain a summary statement of each pooled investment funds group that states:
 - a. Beginning market value for the reporting period;
 - b. Ending market value for the period; and
 - c. Fully accrued interest for the period
5. State the book value and market value of each separately invested asset at the end of the reporting period by the type of asset and fund type invested;
6. State the maturity date of each separately invested asset that has a maturity date;
7. State the account, fund or pooled group fund in the state agency or local government for which each individual investment was acquired;
8. State that compliance of the investment portfolio of the County complies with:
 - a. The County's investment policy;
 - b. Relevant provisions of *GC Chapter 2256*; and
 - c. Changes in ratings by Standard & Poor's or Moody's of investments owned at the end of the reported quarter (*GC Section 2256.005b*); and
9. The County shall seek a third party independent pricing source to determine the value of the County's investment portfolio.

Significant Investment Changes

It shall be the duty of the Investment Officers to notify the Investment Committee of any significant changes in current investment methods and procedures prior to their implementation, regardless of whether they are authorized by the policy or not.

The County is not required to liquidate investments that were authorized investments at the time of purchase according to *GC Section 2256.017*. However, Investment Officers shall take all prudent measures that are consistent with this investment policy to liquidate an investment that does not have the minimum rating *GC Section 2256.021*.

VI. Investment Collateral and Safekeeping

Collateral or Insurance

The Investment Officers shall ensure that all County funds are fully collateralized, or insured, in a manner consistent with this investment policy and with federal and state law; and that current bank depository contracts hold one or more of the following:

1. FDIC insurance coverage;
2. Obligations of the United States or its agencies and instrumentalities; and/or
3. Allowance under *GC Chapter 2257* Collateral for Public Funds.

Safekeeping

All purchased securities, as well as pledged securities by the depository bank, shall be held in a safekeeping account subject to the control and custody of the County, specifically in a third party financial institution with the Federal Reserve Bank or the Federal Home Loan Bank of Dallas.

All certificates of deposit purchased outside the depository bank shall be held in safekeeping, by the issuer, in a County account; and all investments must be fully collateralized at 102 percent of face value.

VII. Investment Strategy by Pooled Investment Funds Group

Operating Pooled Investment Funds Group

The objective of the Operating Pooled Investment Funds Group is to maximize earnings on short term idle cash (needed to meet obligations in less than one year) while preserving the safety of the principal invested above all else. Liquidity must be maintained to ensure adequate access to meet operating and payroll requirements. Investments of this Pooled Funds Group shall not exceed a maturity of greater than one (1) year and must maintain a weighted average maturity of not more than 90 days. This Group shall invest in the types of investments authorized under this Investment Policy to maximize earnings with emphasis on safety of principal and liquidity. Any County fund may participate in the short term Pooled Funds Group.

Non-Operating Pooled Investment Funds Group

The objective of the Non-Operating Pooled Investment Funds Group is to maximize earnings on longerterm investments. The stated maturity of any investment within the Non-Operating Pooled Funds Group may not exceed five years (60 months), with 48 months as the maximum dollar-weighted average maturity allowed, unless the investment type is a mortgage-backed security. Mortgage-Backed Securities are only authorized if the stated final maturity date is less than or equal to 10 years. Non-Operating Investments shall follow a laddering strategy of maturities while taking into account changing market conditions. The strategy shall achieve the following: 1) match cash flows with the demand for cash; 2)

manage the flow of money, ensuring a steady stream of cash flows throughout the year; and 3) reduce the risks of changing markets. Above all else, the safety of the principal shall be maintained. This Group shall invest in the types of investments authorized under this Investment Policy to maximize earnings with emphasis on safety of principal. Only County funds with idle cash not required to meet obligations within one year may participate in this Pooled Funds Group.

Capital Projects Pooled Investment Funds Group

The objective of the Capital Projects Pooled Investment Funds Group is to maximize earnings on 1) idle cash (cash that is not needed in the short term); and 2) cash required to meet obligations to fund capital projects. Above all else, the safety of the principal shall be maintained. The maturity of any investment by the Capital Projects Funds Group may not exceed (3) three years, with 24 months as the maximum dollar-weighted average maturity allowed. Any investment with its maturity exceeding one year must be scrutinized to ensure that liquidity of funds meet all obligations for payments of capital projects. This Group shall invest in the types of investments authorized under this Investment Policy to maximize earnings with emphasis on safety of principal and timing of liquidity. Only capital projects funds, primarily funded with debt proceeds, may participate in this fund group. Mortgage-Backed Securities Investments are not allowable under this Pooled Funds Group.

COURT ORDERS

State of Texas § Court Order
Collin County § 2022-889-09-12
Commissioners Court §


An order of the Collin County Commissioners Court approving the fiscal year 2023 budget.

In accordance with Texas Property Code section 26.05, the Collin County Commissioners Court hereby approves the fiscal year 2023 budget. The final copy of said shall be filed in the Office of the County Clerk.

Voted "Aye": Judge Chris Hill, Commissioner Susan Fletcher, Commissioner Cheryl Williams, Commissioner Darrell Hale, Commissioner Duncan Webb

Voted "Nay":

A motion was made, seconded, and carried by a majority of the court members in attendance during a regular session on Monday, September 12, 2022.



Chris Hill, County Judge




Darrell Hale, Commissioner, Pct 3



Susan Fletcher, Commissioner, Pct 1



Duncan Webb, Commissioner, Pct 4



Cheryl Williams, Commissioner, Pct 2




ATTEST: Stacey Kemp, County Clerk

State of Texas § Court Order
Collin County § 2022-890-09-12
Commissioners Court §


An order of the Collin County Commissioners Court approving an amendment to the adopted FY2023 budget.

The Collin County Commissioners Court hereby approves to amend the adopted fiscal year 2023 budget to include an Open Records Specialist to be funded in contingency line item.


A motion was made, seconded, and carried by a majority of the court members in attendance during a special session on Monday, September 12, 2022.



Chris Hill, County Judge



Darrell Hale, Commissioner, Pct 3



Susan Fletcher, Commissioner, Pct 1




Voted No

Duncan Webb, Commissioner, Pct 4



Cheryl Williams, Commissioner, Pct 2



ATTEST: Stacey Kemp, County Clerk

State of Texas	§	Court Order
Collin County	§	2022-885-09-12
Commissioners Court	§	

An order of the Collin County Commissioners Court approving the fiscal year 2023 maintenance and operation tax rate.

In accordance with Texas Property Code section 26.05, the Collin County Commissioners Court hereby approves the fiscal year 2023 maintenance and operation tax rate of **\$0.108172** per \$100.00 of assessed valuation.

THIS TAX RATE WILL RAISE MORE TAXES FOR MAINTENANCE AND OPERATIONS THAN LAST YEAR'S TAX RATE.


A motion was made, seconded, and carried by a majority of the court members in attendance during a regular session on Monday, September 12, 2022.

Voted No

Chris Hill, County Judge



Susan Fletcher, Commissioner, Pct 1



Cheryl Williams, Commissioner, Pct 2



Voted No

Darrell Hale, Commissioner, Pct 3



Duncan Webb, Commissioner, Pct 4




ATTEST: Stacey Kemp, County Clerk

State of Texas § Court Order
Collin County § 2022-886-09-12
Commissioners Court §

An order of the Collin County Commissioners Court approving the fiscal year 2023 debt services tax rate.

In accordance with Texas Property Code section 26.05, the Collin County Commissioners Court hereby approves the fiscal year 2023 debt services tax rate of **\$0.044271** per \$100.00 of assessed valuation.

A motion was made, seconded, and carried by a majority of the court members in attendance during a regular session on Monday, September 12, 2022.



Chris Hill, County Judge



Darrell Hale, Commissioner, Pct 3



Susan Fletcher, Commissioner, Pct 1



Duncan Webb, Commissioner, Pct 4



Cheryl Williams, Commissioner, Pct 2



ATTEST: Stacey Kemp, County Clerk

State of Texas §
Collin County §
Commissioners Court §

Court Order
2022-887-09-12

An order of the Collin County Commissioners Court approving the fiscal year 2023 combined tax rate.

In accordance with Texas Local Government Code section 81.006, the Collin County Commissioners Court hereby approves the fiscal year 2023 combined tax rate of \$0.152443 per \$100.00 of assessed valuation.

THIS TAX RATE WILL RAISE MORE TAXES FOR MAINTENANCE AND OPERATIONS THAN LAST YEAR'S TAX RATE.

THE TAX RATE WILL EFFECTIVELY BE RAISED BY 3.40 PERCENT AND WILL RAISE TAXES FOR MAINTENANCE AND OPERATIONS ON A \$100,000 HOME BY APPROXIMATELY \$-8.67.

Voted "Aye": Commissioner Susan Fletcher, Commissioner Cheryl Williams, Commissioner

Voted "Nay": Judge Chris Hill, Commissioner Darrell Hale

A motion was made, seconded, and carried by a majority of the court members in attendance during a regular session on Monday, September 12, 2022.

Voted No

Chris Hill, County Judge


Susan Fletcher, Commissioner, Pct 1


Cheryl Williams, Commissioner, Pct 2



Voted No

Darrell Hale, Commissioner, Pct 3


Duncan Webb, Commissioner, Pct 4


ATTEST: Stacey Kemp, County Clerk

State of Texas	\$	Court Order
Collin County	\$	2022-888-09-12
Commissioners Court	\$	

An order of the Collin County Commissioners Court approving the elected officials' compensation.


Elected Official	FY 2023
Constable Pct. 1	\$117,141.80
Constable Pct. 2	\$117,141.80
Constable Pct. 3	\$117,141.80
Constable Pct. 4	\$117,141.80
County Clerk	\$144,842.30
County Commissioner Pct. 1	\$140,697.03
County Commissioner Pct. 2	\$140,697.03
County Commissioner Pct. 3	\$140,697.03
County Commissioner Pct. 4	\$140,697.03
County Judge	\$172,251.51
District Clerk	\$144,842.30
Justice of the Peace Pct. 1	\$126,986.13
Justice of the Peace Pct. 2	\$126,986.13
Justice of the Peace Pct. 3	\$126,986.13
Justice of the Peace Pct. 4	\$126,986.13
Sheriff	\$192,657.08
Tax Assessor/Collector	\$144,842.30
199th District Judge	\$18,000.00
219th District Judge	\$18,000.00
296th District Judge	\$18,000.00
366th District Judge	\$18,000.00
380th District Judge	\$18,000.00
401st District Judge	\$18,000.00
416th District Judge	\$18,000.00
417th District Judge	\$18,000.00
429th District Judge	\$18,000.00
468th District Judge	\$18,000.00
469th District Judge	\$18,000.00
470th District Judge	\$18,000.00
471st District Judge	\$18,000.00
County Court at Law 1 Judge	\$193,400.00
County Court at Law 2 Judge	\$185,000.00
County Court at Law 3 Judge	\$185,000.00
County Court at Law 4 Judge	\$193,400.00
County Court at Law 5 Judge	\$193,400.00
County Court at Law 6 Judge	\$193,400.00

County Court at Law 7 Judge	\$174,712.65
Probate Judge	\$185,000.00
Longevity Supplement	\$8,400.00
Benefit Replacement Supplement	\$1,032.82
District Attorney Supplemental	\$58,076.07

NOTES:

1. All Elected Officials shall be entitled to reimbursement for actual mileage traveled while on out-of-county business trips in personal vehicles at the published IRS reimbursement rate per mile.
2. Includes all compensation authorized by Article 5139 HHH, Texas Revised Civil Statutes Annotated for membership on the Collin County Juvenile Board.
3. Due to passage of HB 2384 (86th Legislature Regular Session), the calculation basis of minimum and maximum rates of pay for certain judicial / justice positions changed. Changes to the salary provided to Collin County Court at Law and District Judges are mandatory as a result of this legislation effective as of September 1, 2019. A change to judicial longevity pay is also included in this bill.

Thereupon, a motion was made, seconded and carried with a majority vote of the court to approve the elected officials' compensation for fiscal year 2023 as referenced above, in accordance with the provisions of Vernon's Texas Codes Annotated, Local Government Code, Section 152.013.



Chris Hill, County Judge



Darrell Hale, Commissioner, Pct 3



Susan Fletcher, Commissioner, Pct 1




Duncan Webb, Commissioner, Pct 4



Cheryl Williams, Commissioner, Pct 2



ATTEST: Stacey Kemp, County Clerk


State of Texas §
Collin County §
Commissioners Court §

Court Order
2022-892-09-12

An order of the Collin County Commissioners Court approving the restrictions on funds in compliance with Government Accounting Standards Board.

The Collin County Commissioners Court hereby approves the restrictions on funds in accordance with Government Standards Board, Statement Number 54 for fiscal year 2023.


A motion was made, seconded, and carried by a majority of the court members in attendance during a regular session on Monday, September 12, 2022.



Chris Hill, County Judge



Darrell Hale, Commissioner, Pct 3




Susan Fletcher, Commissioner, Pct 1



Duncan Webb, Commissioner, Pct 4



Cheryl Williams, Commissioner, Pct 2



ATTEST: Stacey Kemp, County Clerk

State of Texas § Court Order
Collin County § 2022-1030-09-26
Commissioners Court §

An order of the Collin County Commissioners Court approving the fiscal year 2023 fee schedule.

The Collin County Commissioners Court hereby approves the fees of offices provided herewith and the following provisions related to fees of office: (1) the County Auditor shall audit to insure that all county offices charge fees as permitted under state laws including, but not limited to the fees as per the attached documentation and (2) the County Auditor shall insure that the County received the maximum benefit for administrative or related cost authorized by the state for collecting state fees including but not limited to interest earned on funds, percentage of funds collected, and/or any other consideration.

A motion was made, seconded, and carried by a majority of the court members in attendance during a regular session on Monday, September 26, 2022.


Chris Hill, County Judge

Not Present

Susan Fletcher, Commissioner, Pct 1


Cheryl Williams, Commissioner, Pct 2




Darrell Hale, Commissioner, Pct 3


Duncan Webb, Commissioner, Pct 4


ATTEST: Stacey Kemp, County Clerk



APPENDIX

Department Fund and Source Relationship

DEPARTMENT	TAXES	FEES/CHARGES FOR SERVICE	FINES/FORFEITS	INSURANCE/EMPLOYEE BENEFIT	INTER/INTRA GOVERNMENTAL	INVESTMENT REVENUE	LICENSE & PERMITS	OTHER FINANCING SOURCES	OTHER REVENUE	RESERVES
MAJOR BUDGETARY FUNDS										
0001 GENERAL FUND										
01001 County Judge - Admin	X								X	
01051 Commissioners Court Precinct 1	X									
01052 Commissioners Court Precinct 2	X									
01053 Commissioners Court Precinct 3	X									
01054 Commissioners Court Precinct 4	X									
02001 Administrative Serv - Admin	X	X								
02013 Magistrate	X									
03001 Human Resources - Admin	X									
03009 Human Resources - Shared	X								X	
03020 Risk Management - Admin	X								X	
03029 Risk Management - Shared	X									
03030 Civil Service	X									
04001 Budget - Admin	X									
04020 Support Services - Admin	X									
04029 Support Services - Shared	X									
05001 Elections - Admin	X	X			X					
06001 IT - Admin	X	X								
06019 IT - Shared	X									
06030 Records - Admin	X									
06050 GIS - Admin	X	X			X					
07001 Veteran - Admin	X									
08001 County Clerk - Admin	X	X								
08020 CCL Clerk - Admin	X	X	X		X					
08030 Treasury - Admin	X	X								
08060 Probate/Mental Clerks	X	X								
09001 ME - Admin	X	X								
10001 Non - Departmental	X									
20000 County Court-Shared	X	X			X					
20010 CCL 1 - Admin	X		X							

Department Fund and Source Relationship

DEPARTMENT	TAXES	FEES/CHARGES FOR SERVICE	FINES/FORFEITS	INSURANCE/EMPLOYEE BENEFIT	INTER/INTRA GOVERNMENTAL	INVESTMENT REVENUE	LICENSE & PERMITS	OTHER FINANCING SOURCES	OTHER REVENUE	RESERVES
MAJOR BUDGETARY FUNDS										
0001 GENERAL FUND										
20020 CCL 2 - Admin	X		X							
20030 CCL 3 - Admin	X		X							
20040 CCL 4 - Admin	X		X							
20050 CCL 5 - Admin	X		X							
20060 CCL 6 - Admin	X		X							
20070 CCL 7 - Admin	X		X							
21099 Probate - Admin	X	X								
23001 Dist Clerk - Admin	X	X	X							
23030 Jury Mgmt - Admin	X	X			X			X		
24000 JP - Shared	X	X								
24010 JP 1 - Admin	X	X	X							
24020 JP 2 - Admin	X	X	X							
24030 JP 3 - Admin	X	X	X							
24040 JP 4 - Admin	X	X	X							
25000 Dist Court - Shared	X									
25199 199th DC - Admin	X									
25219 219th DC - Admin	X									
25296 296th DC - Admin	X									
25366 366th DC - Admin	X									
25380 380th DC - Admin	X									
25401 401st DC - Admin	X									
25416 416th DC - Admin	X									
25417 417th DC - Admin	X									
25429 429th DC - Admin	X									
25468 468th DC - Admin	X									
25469 469th DC - Admin	X									
25470 470th DC - Admin	X									
25471 471st DC - Admin	X									
30001 Auditor - Admin	X	X								

Department Fund and Source Relationship

DEPARTMENT	TAXES	FEES/CHARGES FOR SERVICE	FINES/FORFEITS	INSURANCE/EMPLOYEE BENEFIT	INTER/INTRA GOVERNMENTAL	INVESTMENT REVENUE	LICENSE & PERMITS	OTHER FINANCING SOURCES	OTHER REVENUE	RESERVES
MAJOR BUDGETARY FUNDS										
0001 GENERAL FUND										
31001 Tax A/C - Admin	X	X							X	
32001 Purchasing - Admin	X				X					
35001 DA-Admin	X	X			X				X	
40010 Facilities - Admin	X								X	
40030 Building Superintendent - Admin	X									
44001 Equip Services - Admin	X									
50001 SO - Admin	X	X			X				X	
50002 Child Abuse - Admin	X									
50003 Dispatch	X									
50030 Jail Operations - Admin	X	X			X		X		X	
50050 Minimum Security	X									
50060 SO Fusion Center	X									
50090 SO County Corr - Admin	X				X					
55010 Constable 1	X	X								
55020 Constable 2	X	X								
55030 Constable 3	X	X								
55040 Constable 4	X	X								
57001 Fire Marshal - Admin	X	X							X	
59001 Highway Patrol - Admin	X	X								
59010 Breathalyzer Program	X									
59020 Ambulance Service	X	X			X					
59050 Emergency Management	X									
60030 Sub Abuse - Admin	X	X							X	
60040 Inmate Health	X									
60050 MHMR	X									
62001 Court Appt Representation	X								X	
62010 Court Appt Representation Juv	X								X	
62090 Indigent Def Coord - Admin	X									
63001 Indigent Aid	X									

Department Fund and Source Relationship

DEPARTMENT	TAXES	FEES/CHARGES FOR SERVICE	FINES/FORFEITS	INSURANCE/EMPLOYEE BENEFIT	INTER/INTRA GOVERNMENTAL	INVESTMENT REVENUE	LICENSE & PERMITS	OTHER FINANCING SOURCES	OTHER REVENUE	RESERVES
------------	-------	--------------------------	----------------	----------------------------	--------------------------	--------------------	-------------------	-------------------------	---------------	----------

MAJOR BUDGETARY FUNDS

0001 GENERAL FUND

64001 Juv Probation - Admin	X	X							X	
64020 Juv Detention - Admin	X	X								
64060 Juv Alt Ed - Admin	X				X					
65010 Historical Comm	X									
65030 Open Space-Admin	X	X								
70001 Extension Office - Admin	X									
75030 Engineering Road/Bridge Const	X				X					
78001 Myers Park - Admin	X					X				
78020 Farm Museum - Admin	X	X								
82001 Dev Services - Admin	X						X			
90001 Transfers								X		

1010 ROAD & BRIDGE FUND

10001 Non-Departmental	X									
75001 Road & Bridge - Admin	X	X			X		X			
75020 Engineering - Admin	X	X								
75040 Public Works - Admin	X	X							X	
75050 Conservation	X									

The Road & Bridge Fund has received tax dollars in the past, but will not receive any in FY 2023.

0499 PERMANENT IMPROVEMENT FUND

40010 Facilities Management	X	X				X		X	X	
40030 Building Superintendent	X	X				X		X	X	

3001 DEBT SERVICE FUND

3001 County Auditor	X				X	X			X	
---------------------	---	--	--	--	---	---	--	--	---	--

Department Fund and Source Relationship

DEPARTMENT	TAXES	FEES/CHARGES FOR SERVICE	FINES/FORFEITS	INSURANCE/EMPLOYEE BENEFIT	INTER/INTRA GOVERNMENTAL	INVESTMENT REVENUE	LICENSE & PERMITS	OTHER FINANCING SOURCES	OTHER REVENUE	RESERVES
OTHER GOVERNMENTAL FUNDS										
0002 Housing Finance Fund		X				X			X	
0003 County Clerk Records Archive Fund		X				X				
0005 District Courts Records Tech Fund		X				X				
0029 Courthouse Security Fund		X				X		X		
1040 Healthcare Foundation Fund		X			X	X		X	X	
2102 Public Health Emergency Preparedness Fund					X	X			X	
2108 Healthcare Grant Fund		X			X				X	
2580 State Grant Fund					X	X				

NON MAJOR FUNDS										
1011 Farm to Market	X					X			X	
1012 Lateral Road					X	X			X	
1013 Judicial Appellate Fund		X				X				
1015 Court Reporters Fund		X				X			X	
1017 Tax A/C Motor Vehicle Tax						X		X	X	
1021 Law Library Fund		X				X			X	
1023 Farm Museum Memorial Fund						X			X	
1024 Open Space Parks						X			X	
1025 County Clerk Records Mgmt & Preservation Fund		X				X			X	
1026 District Clerk Records Mgmt & Preservation Fund		X				X			X	
1027 Juvenile Delinquency		X				X				
1028 Justice Court Technology Fund		X				X				
1031 Economic Development Fund					X	X				
1032 Dangerous Wild Animal Fund		X				X				
1033 Contract Elections Fund		X				X				
1035 Election Equipment						X		X	X	
1036 Sheriff's Office Forfeiture						X			X	
1037 DA State Forfeiture Fund						X			X	
1038 DA Service Fee		X			X	X		X	X	

Department Fund and Source Relationship

DEPARTMENT	TAXES	FEES/CHARGES FOR SERVICE	FINES/FORFEITS	INSURANCE/EMPLOYEE BENEFIT	INTER/INTRA GOVERNMENTAL	INVESTMENT REVENUE	LICENSE & PERMITS	OTHER FINANCING SOURCES	OTHER REVENUE	RESERVES
NON MAJOR FUNDS										
1039 Myers Park Foundation						X			X	
1042 Child Abuse Prevention		X				X				
1044 County Records Mgmt & Preservation Fund		X				X				
1046 Juvenile Case Manager Fund		X				X				
1047 Court Init Guard Contribution		X				X				
1048 Alternate Dispute Resolution		X				X				
1049 Da Pre-Trial Intervention Fund		X				X				
1050 Drug Court/Special Court Fund		X	X			X				
1051 SCAAP					X	X		X		
1052 County Court Technology Fund		X				X				
1053 District Court Technology Fund		X				X				
1054 Probate Guardianship Fund					X	X				
1055 CCLC Court Rec Preservation		X				X				
1056 District Ck Court Records Pres Fund		X				X				
1057 DA Apportionment Fund					X	X		X		
1058 Justice Courts Building Security Fund		X				X		X		
1060 DA Federal Treasury Fund						X			X	
1062 Truancy Prevention & Diversion		X				X				
1063 DA Federal Justice Forfeiture Fund						X			X	
1064 Constable 3 Forfeiture						X			X	
1065 Sheriff's Office Federal Forfeiture Fund						X		X	X	
1066 Sheriff Office Treasury Forfeiture						X			X	
1998 Veterans Court Program		X				X		X	X	

Department Fund and Source Relationship

DEPARTMENT	TAXES	FEES/CHARGES FOR SERVICE	FINES/FORFEITS	INSURANCE/EMPLOYEE BENEFIT	INTER/INTRA GOVERNMENTAL	INVESTMENT REVENUE	LICENSE & PERMITS	OTHER FINANCING SOURCES	OTHER REVENUE	RESERVES
PROPRIETARY FUNDS										
5501 Liability Insurance Fund				X		X				
5502 Workers Compensation Insurance Fund				X		X				
5504 Unemployment Insurance Fund				X		X				
5505 Health Insurance Fund				X		X			X	
5601 Flexible Benefits		X		X		X			X	
5602 Employee Paid Benefits				X		X				
5990 Animal Safety Fund		X				X			X	
5991 Animal Shelter Program						X		X	X	
5999 CC Toll Road Authority Fund						X			X	
FIDUCIARY FUNDS										
605x CSCD Funds		X			X	X		X	X	
COMPONENT UNIT										
6800 CPS Board Fund					X	X		X	X	

Department Fund and Function Relationship

DEPARTMENT	CONSERVATION	CULTURE & RECREATION	DEBT SERVICE	EQUIPMENT SERVICES	FINANCIAL ADMINISTRATION	GENERAL ADMINISTRATION	HEALTH & WELFARE	JUDICIAL	LEGAL	PUBLIC FACILITIES	PUBLIC SAFETY	PUBLIC TRANSPORTATION	UNCLASSIFIED
MAJOR BUDGETARY FUNDS													
0001 GENERAL FUND (Operating)													
01001 County Judge - Admin						X							
01051 Commissioners Court Precinct 1						X							
01052 Commissioners Court Precinct 2						X							
01053 Commissioners Court Precinct 3						X							
01054 Commissioners Court Precinct 4						X							
02001 Administrative Serv - Admin						X							
02013 Magistrate - Admin							X						
03001 Human Resources - Admin						X							
03009 Human Resources - Shared						X							
03020 Risk Management - Admin						X							
03029 Risk Management - Shared						X							
03030 Civil Service						X							
04001 Budget - Admin					X								
04020 Support Services - Admin						X							
04029 Support Services - Shared						X							
05001 Elections - Admin						X							
06001 IT - Admin						X							
06019 IT - Shared						X							
06030 Records - Admin						X							
06050 GIS - Admin											X		
07001 Veteran - Admin						X							
08001 County Clerk - Admin						X							
08020 CCL Clerk - Admin					X		X	X					
08030 Treasury - Admin					X								
08060 Probate/Mental Clerks						X		X					
09001 ME - Admin											X		
10001 Non - Departmental					X	X			X				X
20000 County Court-Shared								X					X
20010 CCL 1 - Admin								X					
20020 CCL 2 - Admin								X					
20030 CCL 3 - Admin								X					
20040 CCL 4 - Admin								X					
20050 CCL 5 - Admin								X					

Department Fund and Function Relationship

DEPARTMENT	CONSERVATION	CULTURE & RECREATION	DEBT SERVICE	EQUIPMENT SERVICES	FINANCIAL ADMINISTRATION	GENERAL ADMINISTRATION	HEALTH & WELFARE	JUDICIAL	LEGAL	PUBLIC FACILITIES	PUBLIC SAFETY	PUBLIC TRANSPORTATION	UNCLASSIFIED
MAJOR BUDGETARY FUNDS													
0001 GENERAL FUND (Operating)													
20060 CCL 6 - Admin								X					
20070 CCL 7 - Admin								X					
21099 Probate - Admin								X					
23001 Dist Clerk - Admin								X					
23030 Jury Mgmt - Admin								X					
24000 JP - Shared								X					
24010 JP 1 - Admin								X					X
24020 JP 2 - Admin								X					
24030 JP 3 - Admin								X					
24040 JP 4 - Admin								X					
25000 Dist Court - Shared								X					
25199 199th DC - Admin								X					
25219 219th DC - Admin								X					
25296 296th DC - Admin								X					X
25366 366th DC - Admin								X					
25380 380th DC - Admin								X					
25401 401st DC - Admin								X					
25416 416th DC - Admin								X					
25417 417th DC - Admin								X					
25429 429th DC - Admin								X					
25468 468th DC - Admin								X					
25469 469th DC - Admin								X					
25470 470th DC - Admin								X					
25471 471st DC - Admin								X					
30001 Auditor - Admin					X								
31001 Tax A/C - Admin					X								
32001 Purchasing - Admin					X								
35001 DA-Admin						X			X				
40010 Facilities - Admin										X			X
40030 Building Superintendent - Admin										X			
44001 Equip Services - Admin				X									X
50001 SO - Admin											X		
50002 Child Abuse - Admin											X		

Department Fund and Function Relationship

DEPARTMENT	CONSERVATION	CULTURE & RECREATION	DEBT SERVICE	EQUIPMENT SERVICES	FINANCIAL ADMINISTRATION	GENERAL ADMINISTRATION	HEALTH & WELFARE	JUDICIAL	LEGAL	PUBLIC FACILITIES	PUBLIC SAFETY	PUBLIC TRANSPORTATION	UNCLASSIFIED
MAJOR BUDGETARY FUNDS													
0001 GENERAL FUND (Operating)													
50003 Dispatch											X		
50030 Jail Operations - Admin											X		
50050 Minimum Security											X		
50060 SO Fusion Center											X		
50090 SO County Corr - Admin											X		
55010 Constable 1											X		
55020 Constable 2											X		
55030 Constable 3											X		
55040 Constable 4											X		
57001 Fire Marshal - Admin											X		
59001 Highway Patrol - Admin											X		
59010 Breathalyzer Program											X		
59020 Ambulance Service											X		
59050 Emergency Management											X		
60030 Sub Abuse - Admin							X						
60040 Inmate Health							X						
60050 MHMR							X						
62001 Court Appt Representation							X						
62010 Court Appt Representation Juv							X						
62090 Indigent Def Coord - Admin								X					
63001 Indigent Aid							X						
64001 Juv Probation - Admin											X		
64020 Juv Detention - Admin											X		
64060 Juv Alt Ed - Admin											X		
65010 Historical Comm		X											
65030 Open Space-Admin		X											
70001 Extension Office - Admin	X												
75030 Engineering Road/Bridge Const												X	
78001 Myers Park - Admin		X											
78020 Farm Museum - Admin		X											
82001 Dev Services - Admin											X		
90001 Transfers													X

Department Fund and Function Relationship

DEPARTMENT	CONSERVATION	CULTURE & RECREATION	DEBT SERVICE	EQUIPMENT SERVICES	FINANCIAL ADMINISTRATION	GENERAL ADMINISTRATION	HEALTH & WELFARE	JUDICIAL	LEGAL	PUBLIC FACILITIES	PUBLIC SAFETY	PUBLIC TRANSPORTATION	UNCLASSIFIED
MAJOR BUDGETARY FUNDS													
1010 ROAD & BRIDGE FUND (Operating)													
10001 Non-Departmental												X	
75001 Road & Bridge - Admin												X	
75020 Engineering - Admin												X	
75040 Public Works - Admin												X	
75050 Conservation	X												
0499 PERMANENT IMPROVEMENT FUND (Operating)													
40010 Facilities Management								X		X		X	X
40030 Building Superintendent								X		X		X	X
3001 DEBT SERVICE FUND (Debt Service)													
3001 County Auditor			X										X
OTHER GOVERNMENTAL FUNDS													
0002 Housing Finance Fund			X			X							
0003 County Clerk Records Archive Fund						X							
0005 District Courts Records Tech Fund								X					X
0029 Courthouse Security Fund								X		X	X		X
1040 Healthcare Foundation Fund							X			X			X
2102 Public Health Emergency Preparedness Fund							X						
2108 Healthcare Grant Fund							X						
2580 State Grant Fund		X				X	X	X	X		X		
NON MAJOR FUNDS													
1011 Farm to Market												X	X
1012 Lateral Road												X	X
1013 Judicial Appellate Fund								X					
1015 Court Reporters Fund								X					
1021 Law Library Fund								X					
1023 Farm Museum Memorial Fund		X											
1024 Open Space Parks		X											
1025 County Clerk Records Mgmt & Preservation Fund						X							
1026 District Clerk Records Mgmt & Preservation Fund						X		X					X
1027 Juvenile Delinquency								X					
1028 Justice Court Technology Fund								X					

Department Fund and Function Relationship

	CONSERVATION	CULTURE & RECREATION	DEBT SERVICE	EQUIPMENT SERVICES	FINANCIAL ADMINISTRATION	GENERAL ADMINISTRATION	HEALTH & WELFARE	JUDICIAL	LEGAL	PUBLIC FACILITIES	PUBLIC SAFETY	PUBLIC TRANSPORTATION	UNCLASSIFIED
DEPARTMENT													
NON MAJOR FUNDS													
1031 Economic Development Fund						X							X
1032 Dangerous Wild Animal Fund						X					X		
1033 Contract Elections Fund						X							X
1035 Election Equipment						X							X
1036 Sheriff's Office Forfeiture											X		X
1037 DA State Forfeiture Fund									X				X
1038 DA Service Fee									X				X
1039 Myers Park Foundation		X								X			
1042 Child Abuse Prevention								X					
1044 County Records Mgmt & Preservation Fund						X							
1046 Juvenile Case Manager Fund								X					
1047 Court Init Guard Contribution								X					
1048 Alternate Dispute Resolution								X					
1049 DA Pre-Trial Intervention									X				
1050 Drug Court/Special Court Fund								X					X
1051 SCAAP											X		
1052 County Court Technology Fund								X					
1053 District Court Technology Fund								X					
1054 Probate Guardianship Fund								X					
1055 CCLC Court Rec Preservation								X					
1056 District Ck Court Records Pres Fund								X					X
1057 DA Apportionment Fund									X				X
1058 Justice Courts Building Security Fund								X					
1060 DA Federal Treasury Fund									X				
1062 Truancy Prevention & Diversion								X					
1063 DA Federal Justice Forfeiture Fund									X				
1064 Constable 3 Forfeiture											X		
1065 Sheriff's Office Federal Forfeiture Fund											X		X
1066 Sheriff's Office Treasury Forfeiture											X		
1998 Veterans Court Program								X					

Department Fund and Function Relationship

	CONSERVATION	CULTURE & RECREATION	DEBT SERVICE	EQUIPMENT SERVICES	FINANCIAL ADMINISTRATION	GENERAL ADMINISTRATION	HEALTH & WELFARE	JUDICIAL	LEGAL	PUBLIC FACILITIES	PUBLIC SAFETY	PUBLIC TRANSPORTATION	UNCLASSIFIED
DEPARTMENT													
PROPRIETARY FUNDS													
5501	Liability Insurance Fund (Internal)			X		X		X		X	X		X
5502	Workers Compensation Insurance Fund (Internal)					X							
5504	Unemployment Insurance Fund (Internal)												X
5505	Health Insurance Fund (Internal)												X
5601	Flexible Benefits (Internal)												X
5602	Employee Paid Benefits (Internal)												X
5990	Animal Safety Fund (Enterprise)									X	X		X
5991	Animal Shelter Program (Internal)										X		
5999	CC Toll Road Authority Fund (Enterprise)										X	X	
FIDUCIARY FUNDS													
605x	CSCD Funds										X		X
COMPONENT UNIT													
6800	CPS Board Fund						X						

Acronyms

A

AA:	Alcohol Anonymous
Acc:	Account
ACFR:	Annual Comprehensive Financial Report
Adj:	Adjustment
Admin:	Administrative/Administration
AFIS:	Automated Fingerprint Identification System
AG:	Attorney General
Alt:	Alternative
ASST:	Assistant
AV:	Audio Visual

B

BAL:	Balance
------	---------

C

CAC:	Crimes Against Children
CAP:	Capital
CC:	County Court or Collin County
CCF:	Community Corrections Facility
CCHCS:	Collin County Health Care Services
CCL:	County Court at Law
CCP:	Community Corrections Program
CCU:	Court Collections Unit
CDL:	Certified Driver's License
Co-Op:	Cooperative society, business, or enterprise
COBRA:	Consolidated Omnibus Budget Reconciliation Act
CPS:	Child Protective Services
CSCD:	Community Supervision Corrections Department
CTO:	Compensation Time Off

D

DA:	District Attorney
DEPT'S:	Department's
DET:	Detention
DSHS:	Department of State Health Services
DIC:	Dependency and Indemnity Compensation Direct
DOT:	Observed Therapy
DP SC:	Department of Service Compliance
Dr.:	Doctor
DRT:	Detention Response Team
DVU:	Domestic Violence Unit

Acronyms

D

DWI: Driving While Intoxicated

E

e-Agenda: Collin County Electronic Commissioners Court Agenda System

e-Filing: Filing forms Electronically

EEO: Equal Employment Opportunity

EMS: Emergency Medical Services

EOC: Emergency Operations Center

ERMS: Electronic Records Management System

ERP: Enterprise Resource Planning

ETJ: Extra Territorial Jurisdiction

EU: Euthanize

F

FAC: Facility

FEMA: Federal Emergency Management Assistance

FM: Farm to Market

FMLA: Family Medical Leave Act

FMO: Fire Marshal's Office

FTE: Full-Time Equivalents

FTO: Full-Time Training Officer

FTR System: For the Record System

FY: Fiscal Year

G

GASB: Government Accounting Standards Board

GC: Government Code

GDM: Geographers Database Management

GDP: Gross Domestic Product

GFOA: Government Finance Officers Association

GIS: Geographic Information System

GOVT: Government

GPS: Global Positioning System

H

HB: House Bill

HIPPA: Health Insurance Portability and Accountability Act

HMAC: Hot Mix Asphalt Concrete

HMR: High Medium Risk

HR: Human Resources

Acronyms

H

HVAC: Heating Ventilation Air Conditioning

I

IDS: Identifications

ILA: Interlocal Agreement

IRS: Internal Revenue Service

IT: Information Technology

ITS: Issue Tracking System

ISD: Independent School District

J

JJAEP: Justice Juvenile Alternative Education Program

JP: Justice of the Peace

JPCS: Justice of the Peace and Constable Association

JUV: Juvenile

L

LEPC: Local Emergency Planning Committee

LGC: Local Government Code

LIT: Literature

LVN: Licensed Vocational Nurse

M

M & O: Maintenance & Operations

Mgr: Manager

MHMC: Mental Health Mental Commitments

MH: Mental Health

MIC: Mentally Impaired Caseload

MSAG: Master Street Address Guide

N

NA: Narcotics Anonymous

N/A: Not Applicable

NCTCOG: North Central Texas Council of Government

NTTA: North Texas Toll Road Authority

O

Ops: Operations

OSSF: On-Site Sewage Facility

Acronyms

P

PA:	Physician Assistant
PBM:	Performance Based Measures
P-Card:	Procurement Card
Pct.:	Precinct
PFIA:	Public Funds Investment Act
PT:	Part Time
PTA:	Parent Teacher Association
PTD:	Project to Date
PTO:	Paid Time Off

Q

QC'ed:	Quality Controlled
--------	--------------------

R

RAP:	Recycled Asphalt Pavement
RCF:	Restitution Center Facility
RFP:	Request for Proposal
RMS:	Records Management System
RN:	Registered Nurse
ROW:	Right of Way

S

SAC:	Substance Abuse Caseloads
SB:	Senate Bill
SCORE:	Sheriff's Convicted Offender Re-Entry Effort
SDU:	Support Disbursement Unit
SO:	Sheriff's Office
SOC:	Sex Offender Caseloads
SWAT:	Special Weapons and Tactics

T

TAIP:	Treatment Alternative to Incarceration Program
TB:	Tuberculosis
TCDRS:	Texas County District Retirement System
TCEQ:	Texas Commission on Environmental Quality
TCOLE:	Texas Commission on Law Enforcement
Tech:	Technician
Temp:	Temporary
TER:	Texas Electronic Register
TH&S:	The Health and Safety Code
TTUG:	Texas Tyler User Group

Acronyms

T

TX:	Texas
TxDOT:	Texas Department of Transportation

U

UDCF:	University Drive Courthouse Facility
UHC:	United Health Care
U.S.:	United States
USPS:	United States Postal Services
UTV:	Utility Task Vehicle

V

VA:	Veterans Assistance
VDOT:	Video Direct Observed Therapy
VFD:	Volunteer Fire Department

W

W/in:	Within
W/O:	Without
WIC:	Women Infants Children

Y

YOC:	Youthful Offender Caseloads
YTD:	Year to Date

Symbols

%:	Percentage
#:	Number
&:	And

Glossary of Terms

Account: Financial reporting unit for budget, management or accounting purposes.

Accounting System: The total set of records and procedures, which are used to record, classify, and report information on the financial status and operations of an entity.

Accrual: The recognition of a transaction at the time it occurs, as opposed to when cash is spent or received.

Accrual Basis: The basis of accounting in which transactions are recognized at the time they are incurred, as opposed to when cash is received or spent.

Activity: A specific unit of work or service.

Ad Valorem Taxes: Commonly referred to as property taxes, are levied on both real and personal property according to the property's valuation and the tax rate.

Annual Comprehensive Financial Report (ACFR): Annual financial statement that is prepared in accordance with generally accepted accounting principles for local governments as prescribed by Governmental Accounting Standards Board (GASB).

Appropriation: An authorization made by the Commissioners Court, which allows officials to incur obligations and make expenditures of governmental resources. An appropriation is typically granted for periods of one year and specified for fixed amounts.

Assessed Valuation: An estimated value placed upon real and personal property by the appraisal district as the basis for levying property taxes.

Assets: Property owned by the County, which has monetary value.

Audit: A systematic examination of resource utilization. The audit is a test of management's internal accounting controls and is intended to verify financial positions and the legality of transactions; to identify improvements in accounting systems and accuracy and consistency of transactions; and to certify the stewardship of officials responsible for governmental funds.

Authorized Positions: All positions authorized by Commissioners Court for each office and department. This includes both full time and part time positions.

Available Fund Balance: The cash remaining from the prior year, which is available for appropriation and expenditure in the current year.

Glossary of Terms

Balanced Budget: A financial term used when either revenues equal expenses or when revenues exceed expenses.

Base Budget: Ongoing expense for personnel and maintenance and operations required to maintain service levels previously authorized by the Commissioners Court.

Bond: Bonds are used as long-term debt instruments to pay for capital expenditures. A bond is a written promise to pay a specified sum of money (principal) at a specific future date (maturity data), as well as periodic interest paid at a specified percentage of the principal (interest rate).

Bond Rating: The credit-worthiness of a government as evaluated by independent agencies.

Bond Refinancing: The payoff and re-issuance of bonds to obtain better interest rates and bond conditions.

Budget (Operating): A financial operation plan consisting of an estimate of proposed expenditures for a fiscal year and an estimate of proposed revenues. The term is also used to identify the officially approved expenditure levels under which the County and its offices and departments operate.

Budget Calendar: The schedule of key or target dates, which the County follows in the preparation and adoption of the budget.

Budget Document: The instrument used by the Budget Officer to present a comprehensive financial program to Commissioners Court.

Capital Assets (Fixed Assets): Assets of significant value, which have a useful life of several years.

Capital Budget: A plan of proposed capital expenditures and the means of financing the proposals. The capital budget is based on a Capital Improvement Program.

Capital: The expenditure group used to fund capital outlay purchases such as furniture, computers, vehicles and kitchen and laundry equipment. Purchases made from the capital expenditures group become fixed assets of the County.

Capital Improvement Program: A multi-year plan for capital expenditures which sets forth each proposed capital project identifies the expected beginning and ending date for each project, the amount to be expended each year, and the method of financing each capital project.

Capital Outlays: Expenditures for the acquisition of fixed assets, which have a value of \$5,000 or more and have a useful economic lifetime of more than one year. Includes the cost of land,

Glossary of Terms

Capital Outlays (continued):

buildings, permanent improvements, machinery, large tools, furniture and equipment.

Capital Project: Major construction, acquisition, or renovation activities which add value to a government's physical assets or significantly increase their useful life. Also called capital improvements.

City Road Projects: Participation projects with the cities to assist with funding roads within their jurisdiction.

Commodities: Items of expenditure, which, after use, are consumed or show a material change in their physical condition. Commodities are generally of limited value and are characterized by rapid depreciation (i.e. office supplies, motor fuel, etc.).

Contingency: A budgetary reserve set aside for emergencies or unforeseen expenditures.

County Road Projects: Projects managed by the county for county bridges, rural roads, and regional roads.

Current Taxes: Taxes that are levied and due within one year.

Debt Service: The obligation to pay the principal and interest of all bonds and other debt instruments according to a pre-determined payment schedule.

Delinquent Taxes: Taxes, which are unpaid after the due date, in which a penalty is assessed for non-payment.

Department: A major administrative division of the County, which indicates overall management responsibility for the operation of a group of related functions.

Department Improvement: Requests submitted by departments during the budget preparation period to change the level of service or method of operation. Generally, these requests are for additional resources including personnel.

Depreciation: Expiration in the service life of capital assets attributable to wear and tear, deterioration, physical elements, inadequacy, or obsolescence. Depreciation is also the portion of the cost of a capital asset, which is charged as an expense during a particular accounting period.

Discretionary: Budgetary funds that have been set aside for additional projects to be determined at a future date and approved by Commissioners Court.

Glossary of Terms

Effective Tax Rate: That tax rate which will generate the same amount of tax revenue on the same tax base in the next fiscal year as in the current fiscal year.

Encumbrances: Obligations in the form of purchase orders, contracts, or salary commitments that are reserved in specified appropriations. Encumbrances cease to exist when paid or when an actual liability is established.

Enterprise Fund: Fund that accounts for activity in which a fee is charged to external users in exchange for goods or services.

Estimated Revenue: The amount of projected revenue to be collected during the fiscal year.

Expenditure Group: A grouping of like expenditures used to exercise budgetary control. For example, the Personnel expenditure group includes salaries, social security and Medicare, retirement, group health insurance, group life insurance and disability premiums. An office or department can over run an individual line item as long as the expenditure group remains within the budget.

Expenditures: The payment of cash on the transfer of property or services for the purpose of acquiring an asset, service or settling a loss.

Expenditures by Function:

Conservation – Activities associated with the design to conserve and develop such natural resources as water, soil, forests and minerals. Examples include dam maintenance, 4H, and Horticulture programs provided by Extension and Conservation departments.

Culture and Recreation – Activities related to parks, recreational activities, museums, and historic and cultural preservation. Examples include Libraries, Historical Commission, Open Space, Myers Park, and Farm Museum.

Debt Service - Activities associated with the repayment of principal and interest on debt. Examples include debt service payments.

Equipment Services - Activities associated with the purchase and maintenance of all county vehicles and off-road equipment. Examples include equipment maintenance, fuel, and fleet replacement.

Financial Administrative - Activities associated with the financial management of the county including but not limited to tax collections, accounting, budgeting, and purchasing activities. Examples include Budget, Court Collections, Treasury, Central Appraisal District, Auditor, Tax Assessor, and Purchasing.

Glossary of Terms

Expenditures by Function (continued):

General Administrative - Activities associated with the general operations of the county including the oversight, operating systems, records management, and human resources. Examples include County Judge, Commissioners, Admin Services, Human Resources, Support Services, Information Technology, Capital Replacement, Records Management, Liability Insurance, and Workers Compensation.

Health and Welfare – Activities associated with providing health care and welfare related services including legal defense and healthcare services for indigents. Examples include Indigent Defense, Substance Abuse, Inmate Health, MHMR, Indigent Healthcare, and CPS Board.

Judicial – Activities associated with providing judicial court services. Examples include County Clerk, County Courts, District Clerk, Jury Management, Justice Courts, District Courts, Law Library, Court Reporters, Document Preservation, Justice Court Technology, Courthouse Security, Specialty Courts, and Probate Contributions.

Legal – Activities associated with providing legal prosecution by the state. Examples include District Attorney’s Office.

Public Facilities – Activities associated with providing and maintaining county facilities for its operations. Examples include Facilities Management, Construction and Projects, and leases.

Public Safety – Activities associated with the protection of persons and property, providing incarceration services, emergency services, probation services, and serving judicial documents. Examples include Medical Examiner, Sheriff’s Office, Jail Operations, Minimum Security, Inmate Transfer, Pre Trial Release, County Corrections, Child Abuse Taskforce, Constables, Fire Marshal, Homeland Security, Highway Patrol, Juvenile, Animal Safety, and CSCD.

Public Transportation - Activities associated with providing a road and bridge system to the county. Examples include Road and Bridge, Engineering, Public Works, Special Projects, and Toll Road Authority.

Unclassified – Activities associated with multiple functional areas or not associated to a functional area. Examples include General Fund Transfers Out, Employee Health Insurance, Flex Benefits, Unemployment Insurance, Short-term Disability Insurance, Employee Health Clinic, and Debt Service Payments.

Facility Projects: Improvement to existing county buildings, expansions, and construction of new county buildings.

Fiscal Year: The time period designated by the County signifying the beginning and the ending periods for recording financial transactions. Collin County has designated October 1 to

Glossary of Terms

Fiscal Year (continued):

September 30 as its fiscal year.

Fund: An independent fiscal and accounting entity with a self-balancing set of accounts, identifiable revenue sources and expenditures. Funds are segregated for the purpose of completing specific activities or attaining certain objectives.

Fund Balance: An excess of an entity's revenues over expenditures and encumbrances over a specific period of time.

General Fund: The largest fund within the County, the General Fund accounts for most of the financial resources of the government, which may be used for any lawful purpose. General Fund revenues include property taxes, charges of services, fines and forfeits, intra/intergovernmental revenue and other miscellaneous types of revenue. The General Fund includes most of the basic operating services, such as the Sheriff's Office, Jail, Judicial System, Fire Marshal, Information Technology, Constables, and Justices of the Peace.

General Obligation Bond: Also referred to as a GO Bond. A municipal bond backed by the credit and taxing power of the issuing jurisdiction rather than the revenue from a given project. General Obligation Bonds are issued with the belief that a municipality will be able to repay its debt obligation through taxation or revenue from projects.

Governmental Fund: Governmental funds are used to account for essentially the same functions reported as governmental activities in the government-wide financial statements.

Intergovernmental Grant: A contribution of assets by one governmental unit to another. In most cases the grants are made to local governments from the State and/or Federal Governments. Intergovernmental grants are usually made for specified purposes.

Internal Service Fund: Funds utilized to account for the financing of goods or services provided by one department or office to other departments or offices within a government.

Investment: Securities and real estate purchased and held for the production of income in the form of interest, dividends, rentals, or base payments received.

Liability: Debt or other legal obligations arising out of transactions in the past, which must be liquidated, renewed, or refunded at some future date. A liability does not include encumbrances.

Long-Term Debt: Debt with maturity of more than one year after the date of issuance.

Glossary of Terms

Maintenance and Operations: The expenditure group that includes all payments for commodities and low value assets. Examples of line items in this group include office supplies, small tools, software, and uniforms.

Maturities: The dates on which the principal or stated values of investments of debt obligations mature and may be reclaimed.

Open Space Projects: Improvements of land for public use for parks and recreation.

Operating Funds: Resources derived from recurring revenue sources used to finance ongoing operating expenditures and “pay-as-you-go” capital projects.

Operational Impact: Financial impact on the operational budget as a result of completing capital projects.

Performance Measures: Specific quantitative measures of work performed within an activity or program (i.e. total number of investigations conducted by the Sheriff’s Department). Types of performance measures include inputs, outputs and outcomes.

Personnel: The expenditure group that includes all personnel related costs such as salaries, social security and Medicare, retirement, group health insurance, group life insurance and disability premiums.

Proprietary Fund: The County reports two proprietary funds – the Collin County Toll Road Authority and its Internal Service Funds.

Reserve: An account used to indicate that parts of a fund’s assets are reserved for a specific purpose.

Resources: Total dollars available for appropriations including estimated revenues, fund transfers, and beginning fund balances.

Revenue: The funds collected by a government.

Revenue by Source:

Taxes – Ad valorem taxes

Fees/Charges or Service – Collections of monies from citizens usually associated with a specific activity.

Fines/Forfeitures – Court ordered payments of money or assets.

Glossary of Terms

Revenue by Source (continued):

Insurance/Employee Benefit – Collection of money from county funds or from employees to provide services to the county or its employees.

Inter/Intra Governmental – Funds received from federal, state, or local governments.

Investment Revenue – Revenue received for investing idle county funds.

License and Permits – Charges for granting permission to provide a specific activity.

Other Financing Sources – Proceeds from debt or the sale of assets.

Other Revenue – Revenues collected that do not fit into the other revenue categories.

Reserves – Funds taken from fund balance to meet budgeted demands.

Revenue Estimate: A formal estimate of how much revenue will be earned from a specific revenue source for some future period.

Risk Management: An organized attempt to protect a government's assets against accidental loss.

ROW: Right of Way

Shortfall: The excess of expenditures over revenues during a single accounting period.

Special Revenue Funds: The funds used to account for specific revenue sources (other than for capital projects) that are legally restricted to expenditures for specified purposes. These legal restrictions can come from outside the County or from Commissioners Court.

Tax Anticipation Notes: (Also known as Tax Notes) Short term notes, issued by states and municipalities to finance current operations before tax revenues are received. When the issuer collects the taxes, the proceeds are then used to retire the debt.

Tax Levy: The total amount to be raised by general property taxes for operating and debt service purposes.

Tax Rate: The amount of tax levied for each \$100 of assessed valuation.

Tax Rate Cap: The maximum legal property tax rate at which a county may levy a tax.

TCDRS: Texas County District Retirement System

Glossary of Terms

Transfers: Amounts transferred from one fund to another to assist in financing the services for the recipient fund.

User Charges (Fees): The payment of a fee for direct receipt of a public service by the party benefiting from the service.

Year-to-date (YTD) Actual: Year-to-date actuals plus year-to-date encumbrances. The fiscal year has not been closed by the County Auditor's Office at the time of printing the Budget Book.

Yield: The rate earned on an investment based on the price paid for the investment.

2022 Tax Rate Calculation Worksheet

Taxing Units Other Than School Districts or Water Districts

Form 50-856

County of Collin

972-547-5020

Taxing Unit Name

Phone (area code and number)

2300 Bloomdale Road, McKinney, TX 75071

www.collincountytx.gov

Taxing Unit's Address, City, State, ZIP Code

Taxing Unit's Website Address

GENERAL INFORMATION: Tax Code Section 26.04(c) requires an officer or employee designated by the governing body to calculate the no-new-revenue (NNR) tax rate and voter-approval tax rate for the taxing unit. These tax rates are expressed in dollars per \$100 of taxable value calculated. The calculation process starts after the chief appraiser delivers to the taxing unit the certified appraisal roll and the estimated values of properties under protest. The designated officer or employee shall certify that the officer or employee has accurately calculated the tax rates and used values shown for the certified appraisal roll or certified estimate. The officer or employee submits the rates to the governing body by Aug. 7 or as soon thereafter as practicable.

School districts do not use this form, but instead use Comptroller Form 50-859 *Tax Rate Calculation Worksheet, School District without Chapter 313 Agreements* or Comptroller Form 50-884 *Tax Rate Calculation Worksheet, School District with Chapter 313 Agreements*.

Water districts as defined under Water Code Section 49.001(1) do not use this form, but instead use Comptroller Form 50-858 *Water District Voter-Approval Tax Rate Worksheet for Low Tax Rate and Developing Districts* or Comptroller Form 50-860 *Developed Water District Voter-Approval Tax Rate Worksheet*.

The Comptroller's office provides this worksheet to assist taxing units in determining tax rates. The information provided in this worksheet is offered as technical assistance and not legal advice. Taxing units should consult legal counsel for interpretations of law regarding tax rate preparation and adoption.

SECTION 1: No-New-Revenue Tax Rate

The NNR tax rate enables the public to evaluate the relationship between taxes for the prior year and for the current year based on a tax rate that would produce the same amount of taxes (no new taxes) if applied to the same properties that are taxed in both years. When appraisal values increase, the NNR tax rate should decrease.

The NNR tax rate for a county is the sum of the NNR tax rates calculated for each type of tax the county levies.

While uncommon, it is possible for a taxing unit to provide an exemption for only maintenance and operations taxes. In this case, the taxing unit will need to calculate the NNR tax rate separately for the maintenance and operations tax and the debt tax, then add the two components together.

Line	No-New-Revenue Tax Rate Worksheet	Amount/Rate
1.	2021 total taxable value. Enter the amount of 2021 taxable value on the 2021 tax roll today. Include any adjustments since last year's certification; exclude Tax Code Section 25.25(d) one-fourth and one-third over-appraisal corrections from these adjustments. Exclude any property value subject to an appeal under Chapter 42 as of July 25 (will add undisputed value in Line 6). This total includes the taxable value of homesteads with tax ceilings (will deduct in Line 2) and the captured value for tax increment financing (adjustment is made by deducting TIF taxes, as reflected in Line 17). ¹	\$ 162,937,737,950
2.	2021 tax ceilings. Counties, cities and junior college districts. Enter 2021 total taxable value of homesteads with tax ceilings. These include the homesteads of homeowners age 65 or older or disabled. Other taxing units enter 0. If your taxing unit adopted the tax ceiling provision in 2021 or a prior year for homeowners age 65 or older or disabled, use this step. ²	\$ 17,585,955,133
3.	Preliminary 2021 adjusted taxable value. Subtract Line 2 from Line 1.	\$ 145,351,782,817
4.	2021 total adopted tax rate.	\$ 0.168087 /\$100
5.	2021 taxable value lost because court appeals of ARB decisions reduced 2021 appraised value.	
	A. Original 2021 ARB values:	\$ 5,790,133,573
	B. 2021 values resulting from final court decisions:	- \$ 5,486,900,784
	C. 2021 value loss. Subtract B from A. ³	\$ 303,232,789
6.	2021 taxable value subject to an appeal under Chapter 42, as of July 25.	
	A. 2021 ARB certified value:	\$ 3,920,512,482
	B. 2021 disputed value:	- \$ 301,529,506
	C. 2021 undisputed value. Subtract B from A. ⁴	\$ 3,618,982,976
7.	2021 Chapter 42 related adjusted values. Add Line 5C and Line 6C.	\$ 3,922,215,765

¹ Tex. Tax Code § 26.012(14)

² Tex. Tax Code § 26.012(14)

³ Tex. Tax Code § 26.012(13)

⁴ Tex. Tax Code § 26.012(13)

Line	No-New-Revenue Tax Rate Worksheet	Amount/Rate
8.	2021 taxable value, adjusted for actual and potential court-ordered adjustments. Add Line 3 and Line 7.	\$ 149,273,998,582
9.	2021 taxable value of property in territory the taxing unit deannexed after Jan. 1, 2021. Enter the 2021 value of property in deannexed territory. ⁵	\$ 0
10.	2021 taxable value lost because property first qualified for an exemption in 2022. If the taxing unit increased an original exemption, use the difference between the original exempted amount and the increased exempted amount. Do not include value lost due to freeport, goods-in-transit, temporary disaster exemptions. Note that lowering the amount or percentage of an existing exemption in 2022 does not create a new exemption or reduce taxable value. A. Absolute exemptions. Use 2021 market value:..... \$ 108,779,443 B. Partial exemptions. 2022 exemption amount or 2022 percentage exemption times 2021 value:..... + \$ 413,822,353 C. Value loss. Add A and B. ⁶	\$ 522,601,796
11.	2021 taxable value lost because property first qualified for agricultural appraisal (1-d or 1-d-1), timber appraisal, recreational/scenic appraisal or public access airport special appraisal in 2022. Use only properties that qualified in 2022 for the first time; do not use properties that qualified in 2021. A. 2021 market value: \$ 195,832 B. 2022 productivity or special appraised value: - \$ 2,814 C. Value loss. Subtract B from A. ⁷	\$ 193,018
12.	Total adjustments for lost value. Add Lines 9, 10C and 11C.	\$ 522,794,814
13.	2021 captured value of property in a TIF. Enter the total value of 2021 captured appraised value of property taxable by a taxing unit in a tax increment financing zone for which 2021 taxes were deposited into the tax increment fund. ⁸ If the taxing unit has no captured appraised value in line 18D, enter 0.	\$ 3,248,916,084
14.	2021 total value. Subtract Line 12 and Line 13 from Line 8.	\$ 145,502,287,684
15.	Adjusted 2021 total levy. Multiply Line 4 by Line 14 and divide by \$100.	\$ 244,570,430
16.	Taxes refunded for years preceding tax year 2021. Enter the amount of taxes refunded by the taxing unit for tax years preceding tax year 2021. Types of refunds include court decisions, Tax Code Section 25.25(b) and (c) corrections and Tax Code Section 31.11 payment errors. Do not include refunds for tax year 2021. This line applies only to tax years preceding tax year 2021. ⁹	\$ 1,481,029
17.	Adjusted 2021 levy with refunds and TIF adjustment. Add Lines 15 and 16. ¹⁰	\$ 246,051,459
18.	Total 2022 taxable value on the 2022 certified appraisal roll today. This value includes only certified values or certified estimate of values and includes the total taxable value of homesteads with tax ceilings (will deduct in Line 20). These homesteads include homeowners age 65 or older or disabled. ¹¹ A. Certified values: \$ 187,556,084,500 B. Counties: Include railroad rolling stock values certified by the Comptroller's office: + \$ 24,091,718 C. Pollution control and energy storage system exemption: Deduct the value of property exempted for the current tax year for the first time as pollution control or energy storage system property:..... - \$ 0 D. Tax increment financing: Deduct the 2022 captured appraised value of property taxable by a taxing unit in a tax increment financing zone for which the 2022 taxes will be deposited into the tax increment fund. Do not include any new property value that will be included in Line 23 below. ¹² - \$ 3,641,797,356 E. Total 2022 value. Add A and B, then subtract C and D.	\$ 183,938,378,862

⁵ Tex. Tax Code § 26.012(15)

⁶ Tex. Tax Code § 26.012(15)

⁷ Tex. Tax Code § 26.012(15)

⁸ Tex. Tax Code § 26.03(c)

⁹ Tex. Tax Code § 26.012(13)

¹⁰ Tex. Tax Code § 26.012(13)

¹¹ Tex. Tax Code § 26.012, 26.04(c-2)

¹² Tex. Tax Code § 26.03(c)

Line	No-New-Revenue Tax Rate Worksheet	Amount/Rate
19.	<p>Total value of properties under protest or not included on certified appraisal roll. ¹³</p> <p>A. 2022 taxable value of properties under protest. The chief appraiser certifies a list of properties still under ARB protest. The list shows the appraisal district’s value and the taxpayer’s claimed value, if any, or an estimate of the value if the taxpayer wins. For each of the properties under protest, use the lowest of these values. Enter the total value under protest. ¹⁴ \$ <u>6,896,562,594</u></p> <p>B. 2022 value of properties not under protest or included on certified appraisal roll. The chief appraiser gives taxing units a list of those taxable properties that the chief appraiser knows about but are not included in the appraisal roll certification. These properties also are not on the list of properties that are still under protest. On this list of properties, the chief appraiser includes the market value, appraised value and exemptions for the preceding year and a reasonable estimate of the market value, appraised value and exemptions for the current year. Use the lower market, appraised or taxable value (as appropriate). Enter the total value of property not on the certified roll. ¹⁵ + \$ <u>0</u></p> <p>C. Total value under protest or not certified. Add A and B. \$ <u>6,896,562,594</u></p>	
20.	2022 tax ceilings. Counties, cities and junior colleges enter 2022 total taxable value of homesteads with tax ceilings. These include the homesteads of homeowners age 65 or older or disabled. Other taxing units enter 0. If your taxing unit adopted the tax ceiling provision in 2021 or a prior year for homeowners age 65 or older or disabled, use this step. ¹⁶	\$ <u>20,121,093,868</u>
21.	2022 total taxable value. Add Lines 18E and 19C. Subtract Line 20. ¹⁷	\$ <u>170,713,847,588</u>
22.	Total 2022 taxable value of properties in territory annexed after Jan. 1, 2021. Include both real and personal property. Enter the 2022 value of property in territory annexed. ¹⁸	\$ <u>0</u>
23.	Total 2022 taxable value of new improvements and new personal property located in new improvements. New means the item was not on the appraisal roll in 2021. An improvement is a building, structure, fixture or fence erected on or affixed to land. New additions to exist-ing improvements may be included if the appraised value can be determined. New personal property in a new improvement must have been brought into the taxing unit after Jan. 1, 2021 and be located in a new improvement. New improvements do include property on which a tax abatement agreement has expired for 2022. ¹⁹	\$ <u>6,340,717,536</u>
24.	Total adjustments to the 2022 taxable value. Add Lines 22 and 23.	\$ <u>6,340,717,536</u>
25.	Adjusted 2022 taxable value. Subtract Line 24 from Line 21.	\$ <u>164,373,130,052</u>
26.	2022 NNR tax rate. Divide Line 17 by Line 25 and multiply by \$100. ²⁰	\$ <u>0.149690</u> /\$100
27.	COUNTIES ONLY. Add together the NNR tax rates for each type of tax the county levies. The total is the 2022 county NNR tax rate. ²¹	\$ <u>0.149690</u> /\$100

SECTION 2: Voter-Approval Tax Rate

The voter-approval tax rate is the highest tax rate that a taxing unit may adopt without holding an election to seek voter approval of the rate. The voter-approval tax rate is split into two separate rates:

- Maintenance and Operations (M&O) Tax Rate:** The M&O portion is the tax rate that is needed to raise the same amount of taxes that the taxing unit levied in the prior year plus the applicable percentage allowed by law. This rate accounts for such things as salaries, utilities and day-to-day operations.
- Debt Rate:** The debt rate includes the debt service necessary to pay the taxing unit’s debt payments in the coming year. This rate accounts for principal and interest on bonds and other debt secured by property tax revenue.

The voter-approval tax rate for a county is the sum of the voter-approval tax rates calculated for each type of tax the county levies. In most cases the voter-approval tax rate exceeds the no-new-revenue tax rate, but occasionally decreases in a taxing unit’s debt service will cause the NNR tax rate to be higher than the voter-approval tax rate.

Line	Voter-Approval Tax Rate Worksheet	Amount/Rate
28.	2021 M&O tax rate. Enter the 2021 M&O tax rate.	\$ <u>0.116836</u> /\$100
29.	2021 taxable value, adjusted for actual and potential court-ordered adjustments. Enter the amount in Line 8 of the <i>No-New-Revenue Tax Rate Worksheet</i> .	\$ <u>149,273,998,582</u>

¹³ Tex. Tax Code § 26.01(c) and (d)
¹⁴ Tex. Tax Code § 26.01(c)
¹⁵ Tex. Tax Code § 26.01(d)
¹⁶ Tex. Tax Code § 26.012(6)(B)
¹⁷ Tex. Tax Code § 26.012(6)
¹⁸ Tex. Tax Code § 26.012(17)
¹⁹ Tex. Tax Code § 26.012(17)
²⁰ Tex. Tax Code § 26.04(c)
²¹ Tex. Tax Code § 26.04(d)

Line	Voter-Approval Tax Rate Worksheet	Amount/Rate
30.	Total 2021 M&O levy. Multiply Line 28 by Line 29 and divide by \$100	\$ 174,405,768
31.	<p>Adjusted 2021 levy for calculating NNR M&O rate.</p> <p>A. M&O taxes refunded for years preceding tax year 2021. Enter the amount of M&O taxes refunded in the preceding year for taxes before that year. Types of refunds include court decisions, Tax Code Section 25.25(b) and (c) corrections and Tax Code Section 31.11 payment errors. Do not include refunds for tax year 2021. This line applies only to tax years preceding tax year 2021. + \$ 1,039,239</p> <p>B. 2021 taxes in TIF. Enter the amount of taxes paid into the tax increment fund for a reinvestment zone as agreed by the taxing unit. If the taxing unit has no 2022 captured appraised value in Line 18D, enter 0. - \$ 3,851,516</p> <p>C. 2021 transferred function. If discontinuing all of a department, function or activity and transferring it to another taxing unit by written contract, enter the amount spent by the taxing unit discontinuing the function in the 12 months preceding the month of this calculation. If the taxing unit did not operate this function for this 12-month period, use the amount spent in the last full fiscal year in which the taxing unit operated the function. The taxing unit discontinuing the function will subtract this amount in D below. The taxing unit receiving the function will add this amount in D below. Other taxing units enter 0. +/- \$ 0</p> <p>D. 2021 M&O levy adjustments. Subtract B from A. For taxing unit with C, subtract if discontinuing function and add if receiving function. \$ -2,812,277</p> <p>E. Add Line 30 to 31D.</p>	\$ 171,593,491
32.	Adjusted 2022 taxable value. Enter the amount in Line 25 of the <i>No-New-Revenue Tax Rate Worksheet</i> .	\$ 164,373,130,052
33.	2022 NNR M&O rate (unadjusted). Divide Line 31E by Line 32 and multiply by \$100.	\$ 0.104392 /\$100
34.	<p>Rate adjustment for state criminal justice mandate. ²³</p> <p>A. 2022 state criminal justice mandate. Enter the amount spent by a county in the previous 12 months providing for the maintenance and operation cost of keeping inmates in county-paid facilities after they have been sentenced. Do not include any state reimbursement received by the county for the same purpose. \$ 30,360</p> <p>B. 2021 state criminal justice mandate. Enter the amount spent by a county in the 12 months prior to the previous 12 months providing for the maintenance and operation cost of keeping inmates in county-paid facilities after they have been sentenced. Do not include any state reimbursement received by the county for the same purpose. Enter zero if this is the first time the mandate applies. - \$ 316,120</p> <p>C. Subtract B from A and divide by Line 32 and multiply by \$100. \$ -0.000174 /\$100</p> <p>D. Enter the rate calculated in C. If not applicable, enter 0.</p>	\$ 0.000000 /\$100
35.	<p>Rate adjustment for indigent health care expenditures. ²⁴</p> <p>A. 2022 indigent health care expenditures. Enter the amount paid by a taxing unit providing for the maintenance and operation cost of providing indigent health care for the period beginning on July 1, 2021 and ending on June 30, 2022, less any state assistance received for the same purpose. \$ 0</p> <p>B. 2021 indigent health care expenditures. Enter the amount paid by a taxing unit providing for the maintenance and operation cost of providing indigent health care for the period beginning on July 1, 2020 and ending on June 30, 2021, less any state assistance received for the same purpose. - \$ 0</p> <p>C. Subtract B from A and divide by Line 32 and multiply by \$100. \$ 0.000000 /\$100</p> <p>D. Enter the rate calculated in C. If not applicable, enter 0.</p>	\$ 0 /\$100

²² [Reserved for expansion]
²³ Tex. Tax Code § 26.044
²⁴ Tex. Tax Code § 26.0441

Line	Voter-Approval Tax Rate Worksheet	Amount/Rate
36.	<p>Rate adjustment for county indigent defense compensation. ²⁵</p> <p>A. 2022 indigent defense compensation expenditures. Enter the amount paid by a county to provide appointed counsel for indigent individuals and fund the operations of a public defender's office under Article 26.044, Code of Criminal Procedure for the period beginning on July 1, 2021 and ending on June 30, 2022, less any state grants received by the county for the same purpose \$ <u>9,410,206</u></p> <p>B. 2021 indigent defense compensation expenditures. Enter the amount paid by a county to provide appointed counsel for indigent individuals and fund the operations of a public defender's office under Article 26.044, Code of Criminal Procedure for the period beginning on July 1, 2020 and ending on June 30, 2021, less any state grants received by the county for the same purpose. \$ <u>7,490,115</u></p> <p>C. Subtract B from A and divide by Line 32 and multiply by \$100. \$ <u>0.001168</u> /\$100</p> <p>D. Multiply B by 0.05 and divide by Line 32 and multiply by \$100. \$ <u>0.000227</u> /\$100</p> <p>E. Enter the lesser of C and D. If not applicable, enter 0.</p>	\$ <u>0.000227</u> /\$100
37.	<p>Rate adjustment for county hospital expenditures. ²⁶</p> <p>A. 2022 eligible county hospital expenditures. Enter the amount paid by the county or municipality to maintain and operate an eligible county hospital for the period beginning on July 1, 2021 and ending on June 30, 2022. \$ <u>0</u></p> <p>B. 2021 eligible county hospital expenditures. Enter the amount paid by the county or municipality to maintain and operate an eligible county hospital for the period beginning on July 1, 2020 and ending on June 30, 2021. \$ <u>0</u></p> <p>C. Subtract B from A and divide by Line 32 and multiply by \$100. \$ <u>0</u> /\$100</p> <p>D. Multiply B by 0.08 and divide by Line 32 and multiply by \$100. \$ <u>0</u> /\$100</p> <p>E. Enter the lesser of C and D, if applicable. If not applicable, enter 0.</p>	\$ <u>0</u> /\$100
38.	<p>Rate adjustment for defunding municipality. This adjustment only applies to a municipality that is considered to be a defunding municipality for the current tax year under Chapter 109, Local Government Code. Chapter 109, Local Government Code only applies to municipalities with a population of more than 250,000 and includes a written determination by the Office of the Governor. See Tax Code 26.0444 for more information.</p> <p>A. Amount appropriated for public safety in 2021. Enter the amount of money appropriated for public safety in the budget adopted by the municipality for the preceding fiscal year \$ <u>0</u></p> <p>B. Expenditures for public safety in 2021. Enter the amount of money spent by the municipality for public safety during the preceding fiscal year. \$ <u>0</u></p> <p>C. Subtract B from A and divide by Line 32 and multiply by \$100 \$ <u>0</u> /\$100</p> <p>D. Enter the rate calculated in C. If not applicable, enter 0.</p>	\$ <u>0</u> /\$100
39.	<p>Adjusted 2022 NNR M&O rate. Add Lines 33, 34D, 35D, 36E, and 37E. Subtract Line 38D.</p>	\$ <u>0.104619</u> /\$100
40.	<p>Adjustment for 2021 sales tax specifically to reduce property values. Cities, counties and hospital districts that collected and spent additional sales tax on M&O expenses in 2021 should complete this line. These entities will deduct the sales tax gain rate for 2022 in Section 3. Other taxing units, enter zero.</p> <p>A. Enter the amount of additional sales tax collected and spent on M&O expenses in 2021, if any. Counties must exclude any amount that was spent for economic development grants from the amount of sales tax spent \$ <u>0</u></p> <p>B. Divide Line 40A by Line 32 and multiply by \$100 \$ <u>0</u> /\$100</p> <p>C. Add Line 40B to Line 39.</p>	\$ <u>0.104619</u> /\$100
41.	<p>2022 voter-approval M&O rate. Enter the rate as calculated by the appropriate scenario below.</p> <p>Special Taxing Unit. If the taxing unit qualifies as a special taxing unit, multiply Line 40C by 1.08.</p> <p>- or -</p> <p>Other Taxing Unit. If the taxing unit does not qualify as a special taxing unit, multiply Line 40C by 1.035.</p>	\$ <u>0.108280</u> /\$100

²⁵ Tex. Tax Code § 26.0442
²⁶ Tex. Tax Code § 26.0443

Line	Voter-Approval Tax Rate Worksheet	Amount/Rate
D41.	<p>Disaster Line 41 (D41): 2022 voter-approval M&O rate for taxing unit affected by disaster declaration. If the taxing unit is located in an area declared a disaster area and at least one person is granted an exemption under Tax Code Section 11.35 for property located in the taxing unit, the governing body may direct the person calculating the voter-approval tax rate to calculate in the manner provided for a special taxing unit. The taxing unit shall continue to calculate the voter-approval tax rate in this manner until the earlier of</p> <p>1) the first year in which total taxable value on the certified appraisal roll exceeds the total taxable value of the tax year in which the disaster occurred, or</p> <p>2) the third tax year after the tax year in which the disaster occurred</p> <p>If the taxing unit qualifies under this scenario, multiply Line 40C by 1.08. ²⁷ If the taxing unit does not qualify, do not complete Disaster Line 41 (Line D41).</p>	\$ _____ 0 /\$100
42.	<p>Total 2022 debt to be paid with property taxes and additional sales tax revenue. Debt means the interest and principal that will be paid on debts that:</p> <p>(1) are paid by property taxes, (2) are secured by property taxes, (3) are scheduled for payment over a period longer than one year, and (4) are not classified in the taxing unit's budget as M&O expenses.</p> <p>A. Debt also includes contractual payments to other taxing units that have incurred debts on behalf of this taxing unit, if those debts meet the four conditions above. Include only amounts that will be paid from property tax revenue. Do not include appraisal district budget payments. If the governing body of a taxing unit authorized or agreed to authorize a bond, warrant, certificate of obligation, or other evidence of indebtedness on or after Sept. 1, 2021, verify if it meets the amended definition of debt before including it here. ²⁸</p> <p>Enter debt amount \$ <u>84,681,000</u></p> <p>B. Subtract unencumbered fund amount used to reduce total debt. - \$ <u>0</u></p> <p>C. Subtract certified amount spent from sales tax to reduce debt (enter zero if none) - \$ <u>0</u></p> <p>D. Subtract amount paid from other resources - \$ <u>0</u></p> <p>E. Adjusted debt. Subtract B, C and D from A.</p>	\$ <u>84,681,000</u>
43.	Certified 2021 excess debt collections. Enter the amount certified by the collector. ²⁹	\$ <u>9,104,076</u>
44.	Adjusted 2022 debt. Subtract Line 43 from Line 42E.	\$ <u>75,576,924</u>
45.	<p>2022 anticipated collection rate.</p> <p>A. Enter the 2022 anticipated collection rate certified by the collector. ³⁰ <u>100.00</u> %</p> <p>B. Enter the 2021 actual collection rate. <u>101.36</u> %</p> <p>C. Enter the 2020 actual collection rate. <u>99.87</u> %</p> <p>D. Enter the 2019 actual collection rate. <u>102.98</u> %</p> <p>E. If the anticipated collection rate in A is lower than actual collection rates in B, C and D, enter the lowest collection rate from B, C and D. If the anticipated rate in A is higher than at least one of the rates in the prior three years, enter the rate from A. Note that the rate can be greater than 100%. ³¹</p>	<u>100.00</u> %
46.	2022 debt adjusted for collections. Divide Line 44 by Line 45E.	\$ <u>75,576,924</u>
47.	2022 total taxable value. Enter the amount on Line 21 of the <i>No-New-Revenue Tax Rate Worksheet</i> .	\$ <u>170,713,847,588</u>
48.	2022 debt rate. Divide Line 46 by Line 47 and multiply by \$100.	\$ <u>0.044271</u> /\$100
49.	2022 voter-approval tax rate. Add Lines 41 and 48.	\$ <u>0.152551</u> /\$100
D49.	<p>Disaster Line 49 (D49): 2022 voter-approval tax rate for taxing unit affected by disaster declaration. Complete this line if the taxing unit calculated the voter-approval tax rate in the manner provided for a special taxing unit on Line D41. Add Line D41 and 48.</p>	\$ _____ /\$100

²⁷ Tex. Tax Code § 26.042(a)
²⁸ Tex. Tax Code § 26.012(7)
²⁹ Tex. Tax Code § 26.012(10) and 26.04(b)
³⁰ Tex. Tax Code § 26.04(b)
³¹ Tex. Tax Code §§ 26.04(h), (h-1) and (h-2)

Line	Voter-Approval Tax Rate Worksheet	Amount/Rate
50.	COUNTIES ONLY. Add together the voter-approval tax rates for each type of tax the county levies. The total is the 2022 county voter-approval tax rate.	\$ _____ 0 /\$100

SECTION 3: NNR Tax Rate and Voter-Approval Tax Rate Adjustments for Additional Sales Tax to Reduce Property Taxes

Cities, counties and hospital districts may levy a sales tax specifically to reduce property taxes. Local voters by election must approve imposing or abolishing the additional sales tax. If approved, the taxing unit must reduce its NNR and voter-approval tax rates to offset the expected sales tax revenue.

This section should only be completed by a county, city or hospital district that is required to adjust its NNR tax rate and/or voter-approval tax rate because it adopted the additional sales tax.

Line	Additional Sales and Use Tax Worksheet	Amount/Rate
51.	Taxable Sales. For taxing units that adopted the sales tax in November 2021 or May 2022, enter the Comptroller's estimate of taxable sales for the previous four quarters. ³² Estimates of taxable sales may be obtained through the Comptroller's Allocation Historical Summary webpage. Taxing units that adopted the sales tax before November 2021, enter 0.	\$ _____ 0
52.	Estimated sales tax revenue. Counties exclude any amount that is or will be spent for economic development grants from the amount of estimated sales tax revenue. ³³ Taxing units that adopted the sales tax in November 2021 or in May 2022. Multiply the amount on Line 51 by the sales tax rate (.01, .005 or .0025, as applicable) and multiply the result by .95. ³⁴ - or - Taxing units that adopted the sales tax before November 2021. Enter the sales tax revenue for the previous four quarters. Do not multiply by .95.	\$ _____ 0
53.	2022 total taxable value. Enter the amount from Line 21 of the <i>No-New-Revenue Tax Rate Worksheet</i> .	\$ 170,713,847,588
54.	Sales tax adjustment rate. Divide Line 52 by Line 53 and multiply by \$100.	\$ _____ 0 /\$100
55.	2022 NNR tax rate, unadjusted for sales tax. ³⁵ Enter the rate from Line 26 or 27, as applicable, on the <i>No-New-Revenue Tax Rate Worksheet</i> .	\$ 0.149690 /\$100
56.	2022 NNR tax rate, adjusted for sales tax. Taxing units that adopted the sales tax in November 2021 or in May 2022. Subtract Line 54 from Line 55. Skip to Line 57 if you adopted the additional sales tax before November 2021.	\$ 0.149690 /\$100
57.	2022 voter-approval tax rate, unadjusted for sales tax. ³⁶ Enter the rate from Line 49, Line D49 (disaster) or Line 50 (counties) as applicable, of the <i>Voter-Approval Tax Rate Worksheet</i> .	\$ 0.152551 /\$100
58.	2022 voter-approval tax rate, adjusted for sales tax. Subtract Line 54 from Line 57.	\$ 0.152551 /\$100

SECTION 4: Voter-Approval Tax Rate Adjustment for Pollution Control

A taxing unit may raise its rate for M&O funds used to pay for a facility, device or method for the control of air, water or land pollution. This includes any land, structure, building, installation, excavation, machinery, equipment or device that is used, constructed, acquired or installed wholly or partly to meet or exceed pollution control requirements. The taxing unit's expenses are those necessary to meet the requirements of a permit issued by the Texas Commission on Environmental Quality (TCEQ). The taxing unit must provide the tax assessor with a copy of the TCEQ letter of determination that states the portion of the cost of the installation for pollution control.

This section should only be completed by a taxing unit that uses M&O funds to pay for a facility, device or method for the control of air, water or land pollution.

Line	Voter-Approval Rate Adjustment for Pollution Control Requirements Worksheet	Amount/Rate
59.	Certified expenses from the Texas Commission on Environmental Quality (TCEQ). Enter the amount certified in the determination letter from TCEQ. ³⁷ The taxing unit shall provide its tax assessor-collector with a copy of the letter. ³⁸	\$ _____ 0
60.	2022 total taxable value. Enter the amount from Line 21 of the <i>No-New-Revenue Tax Rate Worksheet</i> .	\$ 170,713,847,588
61.	Additional rate for pollution control. Divide Line 59 by Line 60 and multiply by \$100.	\$ _____ 0 /\$100
62.	2022 voter-approval tax rate, adjusted for pollution control. Add Line 61 to one of the following lines (as applicable): Line 49, Line D49 (disaster), Line 50 (counties) or Line 58 (taxing units with the additional sales tax).	\$ 0.152551 /\$100

³² Tex. Tax Code § 26.041(d)

³³ Tex. Tax Code § 26.041(i)

³⁴ Tex. Tax Code § 26.041(d)

³⁵ Tex. Tax Code § 26.04(c)

³⁶ Tex. Tax Code § 26.04(c)

³⁷ Tex. Tax Code § 26.045(d)

³⁸ Tex. Tax Code § 26.045(i)

SECTION 5: Voter-Approval Tax Rate Adjustment for Unused Increment Rate

The unused increment rate is the rate equal to the difference between the adopted tax rate and voter-approval tax rate before the unused increment rate for the prior three years.³⁹ In a year where a taxing unit adopts a rate by applying any portion of the unused increment rate, the unused increment rate for that year would be zero.

The difference between the adopted tax rate and voter-approval tax rate is considered zero in the following scenarios:

- a tax year before 2020;⁴⁰
- a tax year in which the municipality is a defunding municipality, as defined by Tax Code Section 26.0501(a);⁴¹ or
- after Jan. 1, 2022, a tax year in which the comptroller determines that the county implemented a budget reduction or reallocation described by Local Government Code Section 120.002(a) without the required voter approval.⁴²

This section should only be completed by a taxing unit that does not meet the definition of a special taxing unit.⁴³

Line	Unused Increment Rate Worksheet	Amount/Rate
63.	2021 unused increment rate. Subtract the 2021 actual tax rate and the 2021 unused increment rate from the 2021 voter-approval tax rate. If the number is less than zero, enter zero.	\$ <u>0.004794</u> /\$100
64.	2020 unused increment rate. Subtract the 2020 actual tax rate and the 2020 unused increment rate from the 2020 voter-approval tax rate. If the number is less than zero, enter zero.	\$ <u>0.005544</u> /\$100
65.	2019 unused increment rate. Subtract the 2019 actual tax rate and the 2019 unused increment rate from the 2019 voter-approval tax rate. If the number is less than zero, enter zero. If the year is prior to 2020, enter zero.	\$ <u>0</u> /\$100
66.	2022 unused increment rate. Add Lines 63, 64 and 65.	\$ <u>0.010338</u> /\$100
67.	2022 voter-approval tax rate, adjusted for unused increment rate. Add Line 66 to one of the following lines (as applicable): Line 49, Line D49 (disaster), Line 50 (counties), Line 58 (taxing units with the additional sales tax) or Line 62 (taxing units with pollution control).	\$ <u>0.162889</u> /\$100

SECTION 6: De Minimis Rate

The de minimis rate is the rate equal to the sum of the no-new-revenue maintenance and operations rate, the rate that will raise \$500,000, and the current debt rate for a taxing unit.⁴⁴

This section should only be completed by a taxing unit that is a municipality of less than 30,000 or a taxing unit that does not meet the definition of a special taxing unit.⁴⁵

Line	De Minimis Rate Worksheet	Amount/Rate
68.	Adjusted 2022 NNR M&O tax rate. Enter the rate from Line 39 of the <i>Voter-Approval Tax Rate Worksheet</i>	\$ <u>0.104619</u> /\$100
69.	2022 total taxable value. Enter the amount on Line 21 of the <i>No-New-Revenue Tax Rate Worksheet</i> .	\$ <u>170,713,847,588</u>
70.	Rate necessary to impose \$500,000 in taxes. Divide \$500,000 by Line 69 and multiply by \$100.	\$ <u>0.000292</u> /\$100
71.	2022 debt rate. Enter the rate from Line 48 of the <i>Voter-Approval Tax Rate Worksheet</i> .	\$ <u>0.044271</u> /\$100
72.	De minimis rate. Add Lines 68, 70 and 71.	\$ <u>0.149182</u> /\$100

SECTION 7: Voter-Approval Tax Rate Adjustment for Emergency Revenue Rate

In the tax year after the end of the disaster calculation time period detailed in Tax Code Section 26.042(a), a taxing unit that calculated its voter-approval tax rate in the manner provided for a special taxing unit due to a disaster must calculate its emergency revenue rate and reduce its voter-approval tax rate for that year.⁴⁶

Similarly, if a taxing unit adopted a tax rate that exceeded its voter-approval tax rate, calculated normally, without holding an election to respond to a disaster, as allowed by Tax Code Section 26.042(d), in the prior year, it must also reduce its voter-approval tax rate for the current tax year.⁴⁷

This section will apply to a taxing unit other than a special taxing unit that:

- directed the designated officer or employee to calculate the voter-approval tax rate of the taxing unit in the manner provided for a special taxing unit in the prior year; and
- the current year is the first tax year in which the total taxable value of property taxable by the taxing unit as shown on the appraisal roll for the taxing unit submitted by the assessor for the taxing unit to the governing body exceeds the total taxable value of property taxable by the taxing unit on January 1 of the tax year in which the disaster occurred or the disaster occurred four years ago.

³⁹ Tex. Tax Code § 26.013(a)

⁴⁰ Tex. Tax Code § 26.013(c)

⁴¹ Tex. Tax Code §§ 26.0501(a) and (c)

⁴² Tex. Local Gov't Code § 120.007(d), effective Jan. 1, 2022

⁴³ Tex. Tax Code § 26.063(a)(1)

⁴⁴ Tex. Tax Code § 26.012(8-a)

⁴⁵ Tex. Tax Code § 26.063(a)(1)

⁴⁶ Tex. Tax Code § 26.042(b)

⁴⁷ Tex. Tax Code § 26.042(f)

This section will apply to a taxing unit in a disaster area that adopted a tax rate greater than its voter-approval tax rate without holding an election in the prior year.

Note: This section does not apply if a taxing unit is continuing to calculate its voter-approval tax rate in the manner provided for a special taxing unit because it is still within the disaster calculation time period detailed in Tax Code Section 26.042(a) because it has not met the conditions in Tax Code Section 26.042(a)(1) or (2).

Line	Emergency Revenue Rate Worksheet	Amount/Rate
73.	2021 adopted tax rate. Enter the rate in Line 4 of the <i>No-New-Revenue Tax Rate Worksheet</i> .	\$ 0.168087/\$100
74.	Adjusted 2021 voter-approval tax rate. Use the taxing unit’s Tax Rate Calculation Worksheets from the prior year(s) to complete this line. If a disaster occurred in 2021 and the taxing unit calculated its 2021 voter-approval tax rate using a multiplier of 1.08 on Disaster Line 41 (D41) of the 2021 worksheet due to a disaster, enter the 2021 voter-approval tax rate as calculated using a multiplier of 1.035 from Line 49. - or - If a disaster occurred prior to 2021 for which the taxing unit continued to calculate its voter-approval tax rate using a multiplier of 1.08 on Disaster Line 41 (D41) in 2021, complete the separate <i>Adjusted Voter-Approval Tax Rate for Taxing Units in Disaster Area Calculation Worksheet</i> to recalculate the voter-approval tax rate the taxing unit would have calculated in 2021 if it had generated revenue based on an adopted tax rate using a multiplier of 1.035 in the year(s) following the disaster. ⁴⁸ Enter the final adjusted 2021 voter-approval tax rate from the worksheet. - or - If the taxing unit adopted a tax rate above the 2021 voter-approval tax rate without calculating a disaster tax rate or holding an election due to a disaster, no recalculation is necessary. Enter the voter-approval tax rate from the prior year’s worksheet.	\$ 0/\$100
75.	Increase in 2021 tax rate due to disaster. Subtract Line 74 from Line 73.	\$ 0.168087/\$100
76.	Adjusted 2021 taxable value. Enter the amount in Line 14 of the <i>No-New-Revenue Tax Rate Worksheet</i> .	\$ 145,502,287,684
77.	Emergency revenue. Multiply Line 75 by Line 76 and divide by \$100.	\$ 244,570,430
78.	Adjusted 2022 taxable value. Enter the amount in Line 25 of the <i>No-New-Revenue Tax Rate Worksheet</i> .	\$ 164,373,130,052
79.	Emergency revenue rate. Divide Line 77 by Line 78 and multiply by \$100. ⁴⁹	\$ 0/\$100
80.	2022 voter-approval tax rate, adjusted for emergency revenue. Subtract Line 79 from one of the following lines (as applicable): Line 49, Line D49 (disaster), Line 50 (counties), Line 58 (taxing units with the additional sales tax), Line 62 (taxing units with pollution control) or Line 67 (taxing units with the unused increment rate).	\$ 0.162889/\$100

SECTION 8: Total Tax Rate

Indicate the applicable total tax rates as calculated above.

No-new-revenue tax rate.	\$ 0.149690/\$100
As applicable, enter the 2022 NNR tax rate from: Line 26, Line 27 (counties), or Line 56 (adjusted for sales tax). Indicate the line number used: <u>27</u>	
Voter-approval tax rate.	\$ 0.162889/\$100
As applicable, enter the 2022 voter-approval tax rate from: Line 49, Line D49 (disaster), Line 50 (counties), Line 58 (adjusted for sales tax), Line 62 (adjusted for pollution control), Line 67 (adjusted for unused increment), or Line 80 (adjusted for emergency revenue). Indicate the line number used: <u>67</u>	
De minimis rate.	\$ 0.149182/\$100
If applicable, enter the 2022 de minimis rate from Line 72.	

SECTION 9: Taxing Unit Representative Name and Signature

Enter the name of the person preparing the tax rate as authorized by the governing body of the taxing unit. By signing below, you certify that you are the designated officer or employee of the taxing unit and have accurately calculated the tax rates using values that are the same as the values shown in the taxing unit’s certified appraisal roll or certified estimate of taxable value, in accordance with requirements in Tax Code.⁵⁰

print here Jayna Dean
Printed Name of Taxing Unit Representative

sign here Jayna Dean
Taxing Unit Representative

8/01/2022
Date

⁴⁸ Tex. Tax Code §26.042(c)
⁴⁹ Tex. Tax Code §26.042(b)
⁵⁰ Tex. Tax Code §§ 26.04(c-2) and (d-2)