



COLLIN COUNTY

Auditor's Office
2300 Bloomdale Rd.
Suite 3100
McKinney, Texas 75071
www.collincountytx.gov

To: Commissioners Court
From: Linda Riggs – County Auditor
Date: August 20, 2021
Re: Investment Report – 3rd Quarter (FY 2021)

On June 30, 2021, total invested operating, non-operating, and capital project funds of Collin County had a market value of \$948,467,379. As required by Collin County's Investment Policy and in accordance with Government Code 2256, all investments were made with the following objectives in order of priority. First, the safety of the principal and maintenance of adequate liquidity were given the highest consideration. Second, diversification was accomplished by investing county funds into six separate PFIA investment pools (LOGIC, Texas Class, Texas FIT, Texas TERM, TexPool and TexSTAR), as well as by purchasing Certificates of Deposit, Federal Agency Bonds, US Treasuries, Municipal Bonds and other cash equivalent investments.

The weighted average maturity (WAM) for investments was 0.399 year, and weighted yield to maturity (YTM) was 0.313%, which compares to 0.328 WAM and 0.835% YTM for prior year 3rd quarter.

During the FY2021 3rd quarter, our overnight pools and cash equivalent investments experienced a seasonal increase from the prior quarter by \$5,011,580, due primarily to the timing of property tax receipts.

Certificates of Deposit experienced an increase of \$44,873,853. CD activity consisted of three (3) maturities, and six (6) purchases.

Bonds experienced an increase of \$6,301,442. Bond investment activity during the quarter consisted of two (2) bonds called, three (3) bonds matured, and sixteen (16) bonds purchased.

The total interest earned for all investments during this quarter totaled \$693,044.

Attached is our Collin County Quarterly Investment Report which consists of a Statement of Investment Position, a Summary Statement by Group, Investment Details, and Schedules of Investments by Fund.



Collin County, Texas
 QUARTERLY INVESTMENT REPORT
 Quarter Ending June 30, 2021

STATEMENT OF INVESTMENT POSITION

The investments held in Collin County portfolio are managed in full compliance with the Public Funds Investment Act (Government Code 2256.023), and with the Investment Policy and strategy of Collin County Government.

	OPERATING GROUP			NON-OPERATING GROUP			CAPITAL PROJECTS GROUP			TOTAL PORTFOLIO		
	Prior Year Market Value	Beginning Market Value	Ending Market Value	Prior Year Market Value	Beginning Market Value	Ending Market Value	Prior Year Market Value	Beginning Market Value	Ending Market Value	Prior Year Market Value	Beginning Market Value	Ending Market Value
	6/30/2020	3/31/2021	6/30/2021	6/30/2020	3/31/2021	6/30/2021	6/30/2020	3/31/2021	6/30/2021	6/30/2020	3/31/2021	6/30/2021
Cash in Bank	22,340,069	29,178,223	30,597,744	-	-	-	-	-	-	22,340,069	29,178,223	30,597,744
PFA Investment Pools	224,127,314	215,495,952	140,308,224	732,776	733,385	733,459	248,099,596	373,950,285	360,381,123	472,959,686	590,179,622	501,422,806
Cash Equivalent Investments	2,693	2,700	100,035,483	114,754,364	95,793,011	89,528,624	-	-	-	114,757,057	95,795,711	189,564,107
Certificates of Deposit	-	-	-	41,023,668	55,503,263	100,377,116	-	-	-	41,023,668	55,503,263	100,377,116
Federal/Agency Bonds	-	-	-	69,246,503	99,335,010	99,190,482	-	-	-	69,246,503	99,335,010	99,190,482
Municipal Bonds	-	-	-	21,453,699	20,869,154	27,315,124	-	-	-	21,453,699	20,869,154	27,315,124
TOTALS	246,470,076	244,676,875	270,941,451	247,211,010	272,233,823	317,144,805	248,099,596	373,950,285	360,381,123	741,780,682	890,860,983	948,467,379

Annualized Yield	0.669%	0.114%	0.135%	1.345%	0.837%	0.637%	0.599%	0.096%	0.077%	0.872%	0.319%	0.277%
Weighted Yield To Call	0.680%	0.113%	0.200%	1.243%	0.806%	0.668%	0.577%	0.093%	0.090%	0.837%	0.322%	0.317%
Weighted Yield To Maturity	0.680%	0.113%	0.200%	1.238%	0.788%	0.656%	0.577%	0.093%	0.090%	0.835%	0.316%	0.313%
Weighted Average Maturity	0.003	0.003	0.003	0.954	1.164	1.15	0.004	0.003	0.003	0.328	0.369	0.399


In accordance with Government Code 2256.005 Sections F-I, The Investment Officers of Collin County are required to:

- (1) Disclose a personal business relationship with a business organization offering to sell investments to the organization; and,
- (2) Disclose whether he/she is related within the second degree by affinity of consanguinity to an individual seeking to sell an investment to the entity;

In addition, A report shall be presented to the governing body on changes to the Public Funds Investment Act within six months after the end of each regular legislative session (Government Code 2256.007).

Authorized By Investment Officers: Linda Riggs
 Linda Riggs, County Auditor

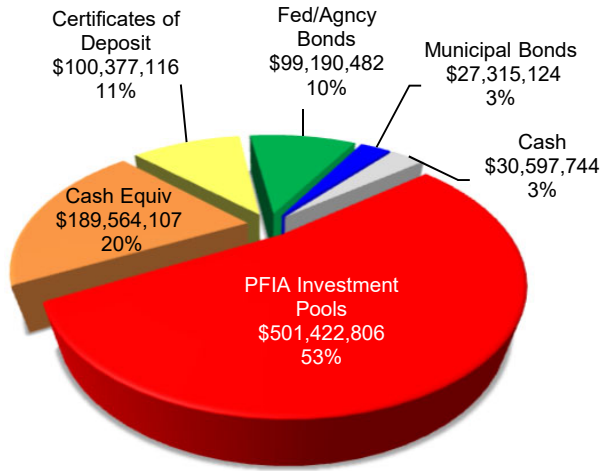
Monika Arris
 Monika Arris, Budget Director



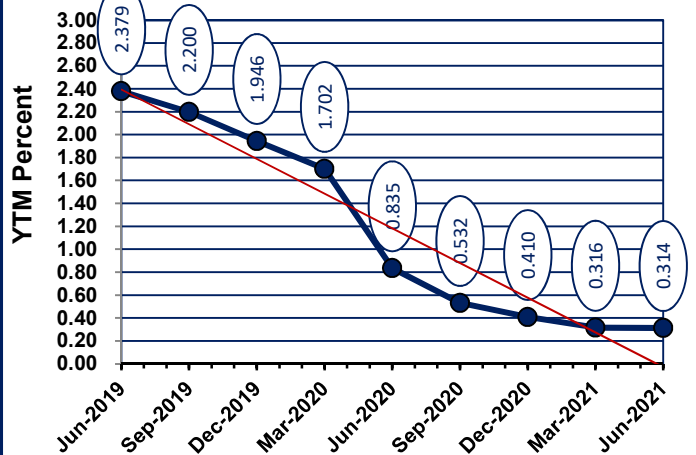
Collin County, Texas
 QUARTERLY INVESTMENT REPORT
 Quarter Ending June 30, 2021

TOTAL PORTFOLIO

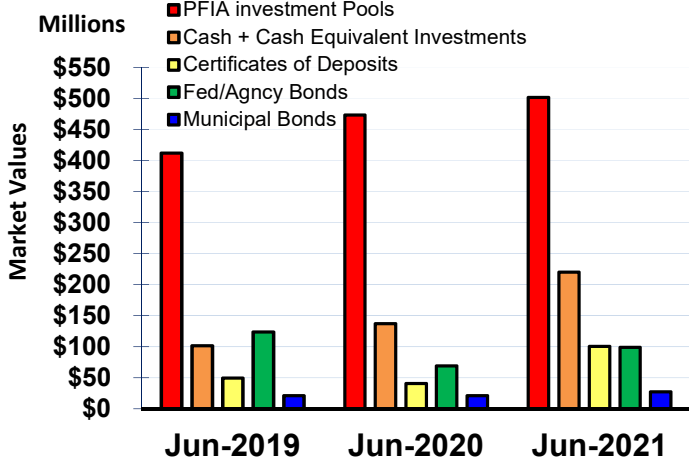
Portfolio Composition by Type



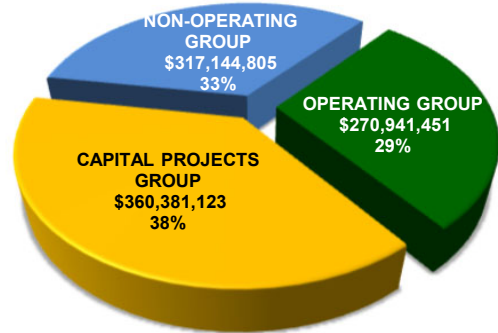
Portfolio Weighted YTM 2 Year Trend



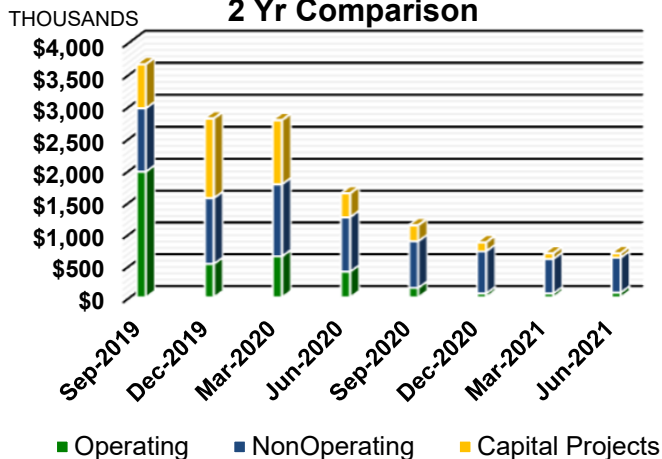
Portfolio Position by Type 3 Yr Comparison



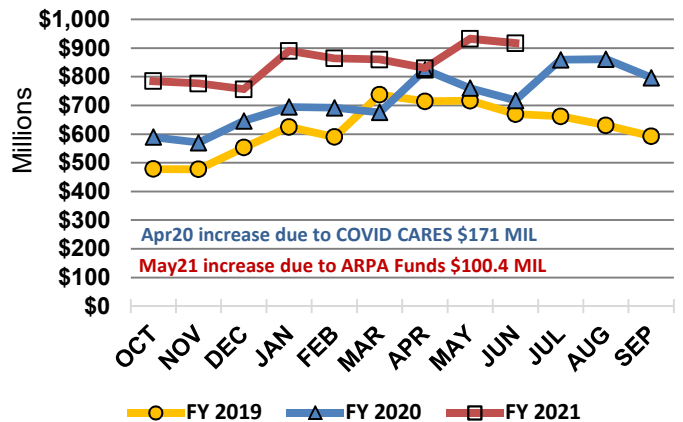
Portfolio Composition by Investment Pool Group at Qtr End



Interest Earnings during Quarter 2 Yr Comparison



Total Portfolio 3 Yr Comparison





Collin County, Texas
 QUARTERLY INVESTMENT REPORT
 Quarter Ending June 30, 2021

TOTAL PORTFOLIO
Summary Statement by Pooled Fund Group

Description	Ending Market Value	Percentage of Portfolio	Avg Monthly Yields Apr-2021	Avg Monthly Yields May-2021	Avg Monthly Yields Jun-2021
TexPool	1,950,816	0.213%	0.014%	0.010%	0.013%
TexSTAR	2,000,659	0.218%	0.011%	0.010%	0.010%
Texas CLASS	151,761,441	16.532%	0.081%	0.072%	0.062%
LOGIC	121,204,187	13.205%	0.085%	0.076%	0.059%
Texas TERM	2,834,562	0.309%	0.050%	0.040%	0.030%
Texas FIT	221,671,141	24.151%	0.130%	0.120%	0.100%
ICS American National Bank	100,035,483	10.899%	0.350%	0.350%	0.350%
ICS Farmer's Bank & Trust	17,201,550	1.874%	0.110%	0.110%	0.120%
CE American National Bank-CUS	67,071,199	7.307%	0.070%	0.070%	0.030%
CE American National Bank-SEA	5,255,875	0.573%	0.120%	0.120%	0.100%
* Certificates of Deposit	100,377,116	10.936%	0.876%	0.876%	0.876%
* Federal Agency Bonds	68,784,064	7.494%	1.023%	1.023%	1.023%
* US Treasuries	30,406,418	3.313%	1.640%	1.640%	1.640%
* Municipal Bonds	27,315,124	2.976%	1.657%	1.657%	1.657%
	917,869,635	100.000%	0.444%	0.441%	0.434%

* Avg Monthly Yields are calculated by averaging YTM. Since Collin County Investment Policy maximum term limit is five years, yeilds may include rates from 06/30/2016 - 06/30/2021.

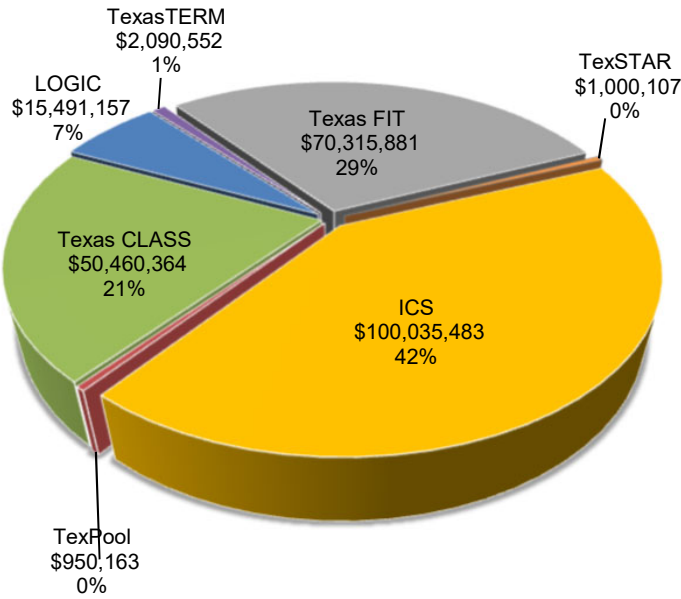
POOLED FUND GROUP	Beginning Book Value 03/31/2021	Increases	Decreases	Interest Earned QTD	Amortization / Accretion	Ending Book Value 06/30/2021	Beginning Market Value 03/31/2021	Unrealized Gain / (Loss) Market Adj	Ending Market Value 06/30/2021	Accrued Interest 06/30/2021
Operating Group										
PFIA Investment Pools	215,495,952	36,302,003	(111,529,097)	39,366	-	140,308,224	215,495,952	-	140,308,224	-
Cash Equivalent Investments	2,700	99,997,299	-	35,484	-	100,035,483	2,700	-	100,035,483	-
Sub-Total	215,498,652	136,299,302	(111,529,097)	74,850	-	240,343,707	215,498,652	-	240,343,707	-
Non-Operating Group										
PFIA Investment Pools	733,385	-	-	74	-	733,459	733,385	-	733,459	-
Cash Equivalent Investments	95,793,011	9,032,997	(15,317,267)	19,883	-	89,528,624	95,793,011	-	89,528,624	2,847
Certificates of Deposit	55,503,263	52,500,160	(7,742,287)	115,980	-	100,377,116	55,503,263	-	100,377,116	-
Federal/Agency Bonds	98,664,992	7,540,488	(7,751,223)	250,831	(21,327)	98,683,761	99,335,010	506,721	99,190,482	246,701
Municipal Bonds	20,457,456	7,734,441	(1,311,588)	161,588	(64,491)	26,977,406	20,869,154	337,718	27,315,124	205,233
Sub-Total	271,152,107	76,808,086	(32,122,365)	548,356	(85,818)	316,300,366	272,233,823	844,439	317,144,805	454,781
Capital Projects Group										
PFIA Investment Pools	373,950,285	177,481,102	(191,120,102)	69,838	-	360,381,123	373,950,285	-	360,381,123	-
Sub-Total	373,950,285	177,481,102	(191,120,102)	69,838	-	360,381,123	373,950,285	-	360,381,123	-
Grand Totals:	860,601,044	390,588,490	(334,771,564)	693,044	(85,818)	917,025,196	861,682,760	844,439	917,869,635	454,781



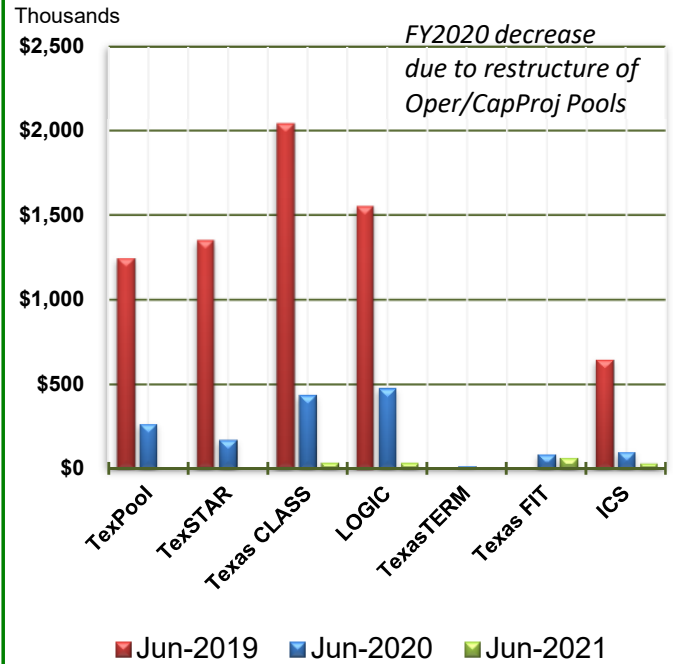
Collin County, Texas
 QUARTERLY INVESTMENT REPORT
 Quarter Ending June 30, 2021

OPERATING GROUP

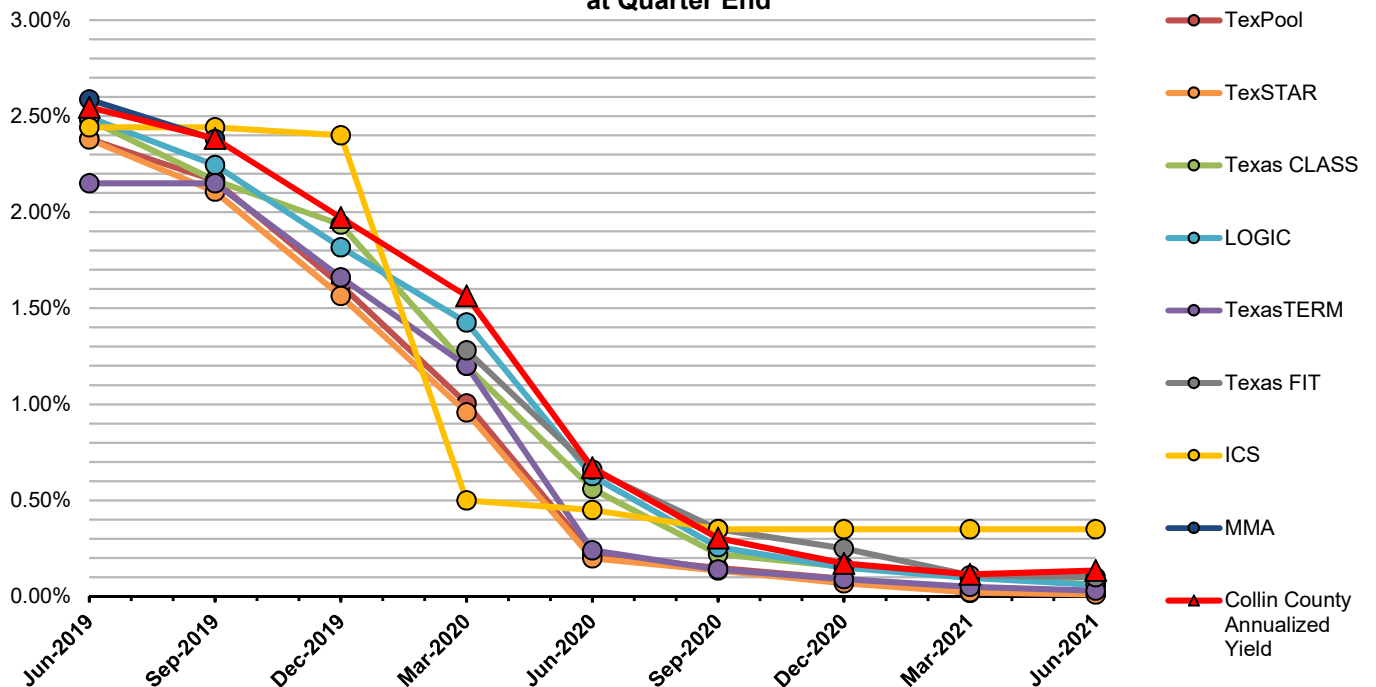
Operating Investments by Type at Quarter End



Operating Investments YTD Interest Earnings Comparison at Quarter End



Operating Investments Yields Comparison at Quarter End





Collin County, Texas
QUARTERLY INVESTMENT REPORT
 Quarter Ending June 30, 2021

OPERATING
Investment Details

<u>OPERATING GROUP</u>	<u>Yield to Maturity (YTM)</u>	<u>Beginning Book Value</u> 03/31/2021	<u>Increases</u>	<u>Decreases</u>	<u>Interest Earned</u> QTD	<u>Ending Book Value</u> 06/30/2021	<u>Beginning Market Value</u> 03/31/2021	<u>Ending Market Value</u> 06/30/2021	<u>Accrued Interest</u>	<u>Maturity Date</u>
<u>PFIA Investment Pools</u>										
TexPool	0.012%	15,366,492	-	(14,416,492)	163	950,163	15,366,492	950,163	-	N/A
TexSTAR	0.010%	8,382,551	-	(7,382,551)	107	1,000,107	8,382,551	1,000,107	-	N/A
Texas CLASS	0.072%	81,346,024	792,787	(31,690,348)	11,901	50,460,364	81,346,024	50,460,364	-	N/A
LOGIC	0.073%	62,250,477	-	(46,767,825)	8,505	15,491,157	62,250,477	15,491,157	-	N/A
TexasTERM DL	0.040%	2,090,341	-	-	211	2,090,552	2,090,341	2,090,552	-	N/A
Texas FIT	0.117%	46,060,067	35,509,216	(11,271,881)	18,479	70,315,881	46,060,067	70,315,881	-	N/A
		215,495,952	36,302,003	(111,529,097)	39,366	140,308,224	215,495,952	140,308,224	-	
<u>Cash Equivalent Investments</u>										
American National Bank ICS	0.350%	2,700	99,997,299	-	35,484	100,035,483	2,700	100,035,483	-	N/A
		2,700	99,997,299	-	35,484	100,035,483	2,700	100,035,483	-	
TOTAL OPERATING INVESTMENTS		215,498,652	136,299,302	(111,529,097)	74,850	240,343,707	215,498,652	240,343,707	-	



Collin County, Texas
QUARTERLY INVESTMENT REPORT
 Quarter Ending June 30, 2021

OPERATING
Schedule of Investments by Fund

Fund Number (MUNIS)	Fund Name	Book Value 06/30/2021	Interest Earned YTD	% of Total Invested
<u>General Funds</u>				
0001	General	82,411,074	114,705	34.289%
0002	Housing Finance Corp	35,091	36	0.015%
0003	Records Archive Fund	14,287,259	-	5.945%
0005	Dis Cts Rec Tech Fund	726,470	-	0.302%
0499	Permanent Improvements	864	72	0.000%
		97,460,758	114,813	40.551%
<u>Special Revenue Funds</u>				
0029	Courthouse Security	1,124,977	-	0.468%
1010	Road and Bridge	15,657,632	8,896	6.515%
1011	Farm and Market	21,747	23	0.009%
1012	Lateral Road	1,202,483	1,253	0.500%
1013	Judicial Appellate	330,374	340	0.137%
1015	Court Reporters	256,333	-	0.107%
1021	Law Library	3,961,381	-	1.648%
1025	Co Clrk Rec Mgmt & Pres	11,813,498	-	4.915%
1026	Dist Clrk Rec Mgmt & Pres	68,399	-	0.028%
1028	Justice Court Tech Fund	926,677	-	0.386%
1031	Economic Development 2001	145,365	241	0.060%
1033	Contract Elections	1,954,984	2,046	0.813%
1036	Sheriff Forfeiture	37,791	45	0.016%
1037	DA State Forfeiture	951,503	976	0.396%
1038	DA Service Fee	247,790	-	0.103%
1039	Meyers Park Foundation	2,117	3	0.001%
1040	Health Care Foundation	5,929,739	7,486	2.467%
1044	County Rec Mgmt & Pres	412,651	-	0.172%
1046	Juvenile Case Manager Fnd	464,262	-	0.193%
1047	Court Initiated Guardnshp	485,270	-	0.202%
1049	DA Pretrial Intervntn Prg	971,135	-	0.404%
1050	Specialty Court	132,202	-	0.055%
1051	SCAAP	518,576	544	0.216%
1052	Cty Crts Technology Fund	509,884	-	0.212%
1053	Dis Cts Technology Fund	473,054	-	0.197%
1054	Probate Contributions Fnd	726,417	759	0.302%
1055	CCLC Court Rec Presrvtn	643,066	-	0.268%
1056	Dis Clrk Crt Rec Presrvtn	556,466	-	0.232%
1057	DA Apportionment	101,700	117	0.042%
1058	Justice Crt Bldg Security	288,442	-	0.120%
1060	DA Federal Treasury Forf	1,652,946	1,802	0.688%
1065	Sheriff Forfeiture Fed	136,749	169	0.057%
1066	SO Treasury Forfeiture	54,229	181	0.023%
1067	Trails Blue Ridge Sp Rd Dist	106,075	75	0.044%
1998	Veterans Court	12,299	13	0.005%
		52,878,213	24,969	22.001%



Collin County, Texas
QUARTERLY INVESTMENT REPORT
 Quarter Ending June 30, 2021

OPERATING
Schedule of Investments by Fund

Fund Number (MUNIS)	Fund Name	Book Value 06/30/2021	Interest Earned YTD	% of Total Invested
<u>Grant Funds</u>				
2127	Coronavirus Relief Fund	-	17,090	0.000%
2128	HAVA Cares	739	1	0.000%
2129	Chapter 19 Cares	8,796	22	0.004%
2132	ARPA	50,501,451	9,365	21.012%
2198	LEOSE Education	145,571	141	0.061%
2586	RTR Frontier Parkway	9,352,496	-	3.891%
		60,009,053	26,619	24.968%
<u>Debt Service Fund</u>				
3001	Debt Service Fund	7,523,476	10,119	3.130%
		7,523,476	10,119	3.130%
<u>Internal Service Funds</u>				
5501	Liability Insurance	5,360,590	5,635	2.230%
5502	Workers' Compensation Ins	5,229,515	5,478	2.176%
5504	Unemployment Insurance	1,093,669	1,120	0.455%
5505	Insurance Claim	3,036,579	3,551	1.263%
5601	Flexible Benefit	232,469	-	** 0.097%
5990	Animal Safety Fund	2,371,075	2,444	0.987%
		17,323,897	18,228	7.208%
<u>Other Funds</u>				
5999	CC Toll Road Authority	1,042,022	1,092	0.434%
6050	Judicial District	2,604,740	2,194	1.084%
7001	State Fees Agency	946,770	-	* 0.394%
7002	Unclaimed Holdings	554,778	-	* 0.231%
		5,148,310	3,286	2.143%
	Total Operating Investments	240,343,707	198,034	100.000%
	Rounding Difference	-	-	
	Total Book Value as of 06/30/21	240,343,707	198,034	

Notes

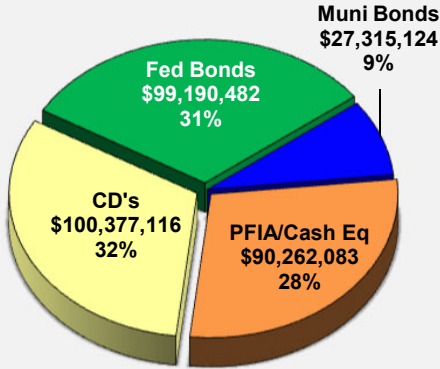
- * Interest is recorded in Fund 0001 General Fund
- ** Interest is recorded in Fund 5601 Insurance Claim



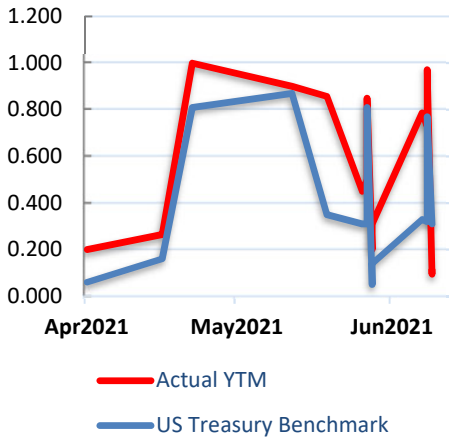
Collin County, Texas
QUARTERLY INVESTMENT REPORT
 Quarter Ending June 30, 2021

NON-OPERATING GROUP

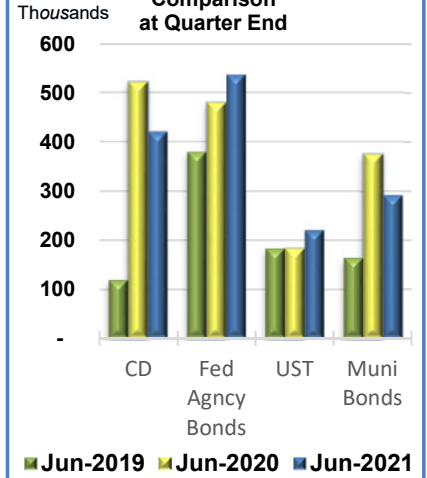
Non-Operating Investments by Type at Quarter End



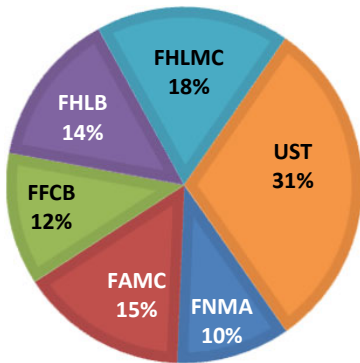
Non-Operating Purchases YTM Versus US Treasury



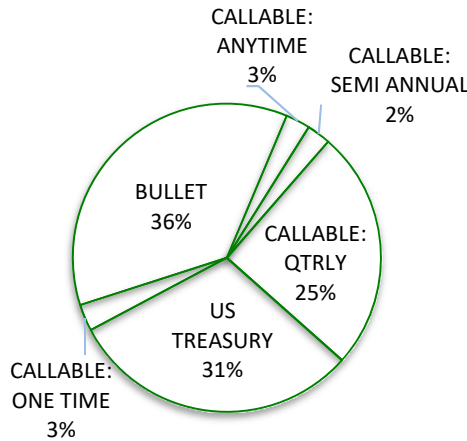
Non-Operating YTD Interest Earnings Comparison at Quarter End



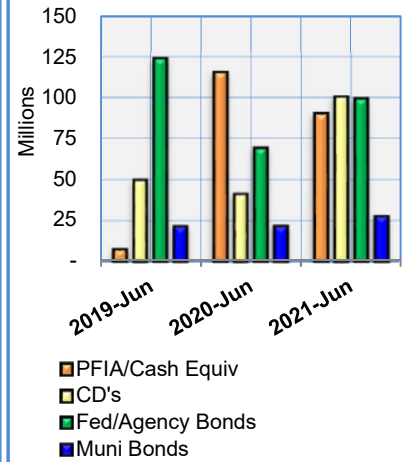
Federal Agency Bonds Breakdown by Issuer



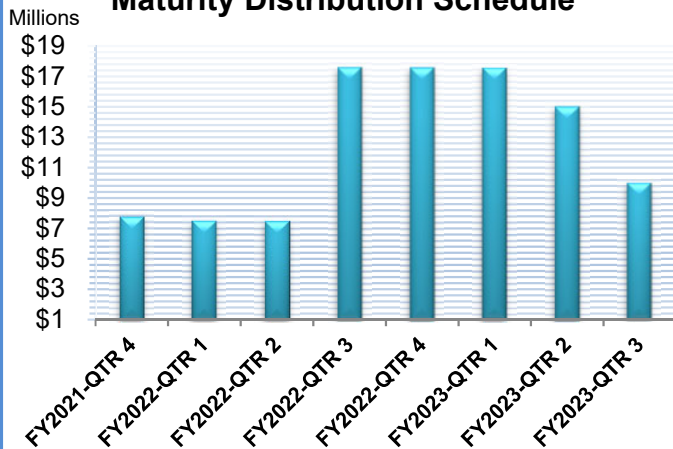
Federal Agency Bonds Breakdown by Type



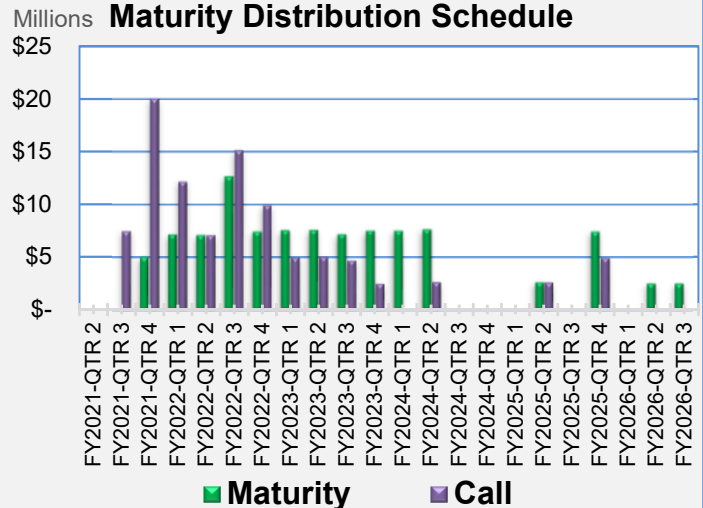
Non-Operating Investments Three Year Comparison as of Quarter End



Non-Operating Cert of Deposit Maturity Distribution Schedule



Non-Operating Fed Agency Bonds Maturity Distribution Schedule





Collin County, Texas
QUARTERLY INVESTMENT REPORT
 Quarter Ending June 30, 2021

NON-OPERATING
Investment Details

NON-OPERATING GROUP	Yield to Maturity (YTM)	Beginning Book Value 03/31/2021	Increases	Decreases	Interest Earned QTD	Ending Book Value 06/30/2021	Beginning Market Value 03/31/2021	Ending Market Value 06/30/2021	Accrued Interest	Maturity Date
PFIA Investment Pools										
TexasTERM DL	0.040%	733,385	-	-	74	733,459	733,385	733,459	-	N/A
		733,385	-	-	74	733,459	733,385	733,459	-	
Cash Equivalent Investments										
American National Bank										
Custody Cash Holdings	0.057%	66,819,922	7,781,290	(7,541,476)	11,463	67,071,199	66,819,922	67,071,199	2,317	N/A
Seacap Cash Holdings	0.113%	11,776,429	1,251,707	(7,775,791)	3,530	5,255,875	11,776,429	5,255,875	530	N/A
Farmers Bank & Trust ICS	0.113%	17,196,660	-	-	4,890	17,201,550	17,196,660	17,201,550	-	N/A
		95,793,011	9,032,997	(15,317,267)	19,883	89,528,624	95,793,011	89,528,624	2,847	
Certificates of Deposit										
American National Bank										
CD #9682899	0.200%	-	2,500,000	-	1,233	2,501,233	-	2,501,233	-	12/31/2021
CD #9684101	0.200%	-	10,000,000	-	1,274	10,001,274	-	10,001,274	-	05/28/2022
CD #9684119	0.230%	-	10,000,000	-	1,953	10,001,953	-	10,001,953	-	08/28/2022
CD #9684127	0.310%	-	10,000,000	-	2,633	10,002,633	-	10,002,633	-	11/28/2022
CD #9684135	0.310%	-	10,000,000	-	2,803	10,002,803	-	10,002,803	-	02/28/2023
CD #9684143	0.310%	-	10,000,000	-	3,058	10,003,058	-	10,003,058	-	05/28/2023
		-	52,500,000	-	12,954	52,512,954	-	52,512,954	-	
East West Bank										
CD #172707640-MATURED	1.910%	2,572,861	-	(2,576,768)	3,907	-	2,572,861	-	-	04/30/2021
CD #172983036-MATURED	1.910%	2,572,861	-	(2,580,965)	8,104	-	2,572,861	-	-	05/31/2021
CD #172810142-MATURED	1.900%	2,572,474	-	(2,584,554)	12,080	-	2,572,474	-	-	06/30/2021
CD #172340852	1.890%	2,572,087	-	-	12,148	2,584,235	2,572,087	2,584,235	-	07/31/2021
CD #172334585	1.880%	2,571,700	-	-	12,082	2,583,782	2,571,700	2,583,782	-	08/31/2021
CD #172089101	1.870%	2,571,314	-	-	12,016	2,583,330	2,571,314	2,583,330	-	09/30/2021
		15,433,297	-	(7,742,287)	60,337	7,751,347	15,433,297	7,751,347	-	
Farmer's Bank & Trust										
CD #7004336	0.300%	2,504,874	-	-	1,895	2,506,769	2,504,874	2,506,769	-	11/03/2021
CD #7004771	0.200%	2,500,000	13	-	1,234	2,501,247	2,500,000	2,501,247	-	01/31/2022
CD #7004772	0.250%	2,500,000	17	-	1,542	2,501,559	2,500,000	2,501,559	-	02/28/2022
CD #7004773	0.300%	2,500,000	20	-	1,850	2,501,870	2,500,000	2,501,870	-	03/31/2022
CD #7004425	0.400%	2,505,045	1	-	2,526	2,507,572	2,505,045	2,507,572	-	04/25/2022
CD #7004426	0.400%	2,505,045	1	-	2,526	2,507,572	2,505,045	2,507,572	-	05/25/2022
CD #7004200	1.260%	2,525,199	1	-	7,964	2,533,164	2,525,199	2,533,164	-	06/08/2022
CD #7004268	0.750%	2,513,904	-	-	4,755	2,518,659	2,513,904	2,518,659	-	07/01/2022
CD #7004427	0.400%	2,505,045	1	-	2,526	2,507,572	2,505,045	2,507,572	-	08/25/2022
CD #7004481	0.450%	2,504,658	-	-	2,842	2,507,500	2,504,658	2,507,500	-	10/28/2022
CD #7004774	0.350%	2,500,000	23	-	2,159	2,502,182	2,500,000	2,502,182	-	11/30/2022
CD #7004775	0.350%	2,500,000	23	-	2,159	2,502,182	2,500,000	2,502,182	-	12/31/2022
CD #7004776	0.350%	2,500,000	23	-	2,159	2,502,182	2,500,000	2,502,182	-	01/31/2023
CD #7004777	0.400%	2,500,000	27	-	2,467	2,502,494	2,500,000	2,502,494	-	02/28/2023
		35,063,770	150	-	38,604	35,102,524	35,063,770	35,102,524	-	
Prosperity Bank										
CD #434000097	0.150%	2,500,000	10	-	925	2,500,935	2,500,000	2,500,935	-	11/01/2021
CD #434000040	0.500%	2,506,196	-	-	3,160	2,509,356	2,506,196	2,509,356	-	09/29/2022
		5,006,196	10	-	4,085	5,010,291	5,006,196	5,010,291	-	
Total Certificates of Deposit		55,503,263	52,500,160	(7,742,287)	115,980	100,377,116	55,503,263	100,377,116	-	



Collin County, Texas
 QUARTERLY INVESTMENT REPORT
 Quarter Ending June 30, 2021

NON-OPERATING
 Investment Details

NON-OPERATING GROUP		Security Name	Rating	Yield to Call (YTC)	Yield to Maturity (YTM)	Beginning Book Value 03/31/2021	Increases	Decreases	Interest Earned QTD	Amortization/ Accretion	Ending Book Value 06/30/2021	Beginning Market Value 03/31/2021	Unrealized Gain / (Loss) Market Adj	Ending Market Value 06/30/2021	Accrued Interest	Maturity / Call Date	Callable
Federal/Agency Bonds																	
American National Bank																	
CUSIP #31422BXJ4-CALLED	Farmer Mac	NR	1.350%	1.350%	5,000,000		(5,000,000)	-	-	-	5,000,000	-	-	-	-	04/01/2021	Y
CUSIP #31422BXX3-CALLED	Farmer Mac	NR	1.160%	1.160%	2,500,000		(2,501,128)	1,128	-	-	2,500,873	-	-	-	-	04/15/2021	Y
CUSIP #3134GV6D5	Fed Home Ln Mtg Corp	Aaa	0.059%	0.400%	2,503,059		(2,500)	2,500	(299)	2,502,760	2,500,412	(2,265)	2,500,495	4,389	07/23/2021	Y	
CUSIP #3130AKU61	Fed Home Ln Bank	AA+	0.300%	0.300%	2,500,000		(1,875)	1,875	-	2,500,000	2,477,914	(10,273)	2,489,727	3,208	07/27/2021	Y	
CUSIP #3134XGLG7	Fed Home Ln Mtg Corp	Aaa	2.475%	0.200%	2,491,663		(1,250)	1,250	733	2,492,396	2,490,234	(4,811)	2,487,585	2,028	08/05/2021	Y	
CUSIP #3134GWLD6	Fed Home Ln Mtg Corp	Aaa	0.094%	0.300%	2,502,014		(1,875)	1,875	(272)	2,501,742	2,501,506	(1,483)	2,500,259	3,021	08/06/2021	Y	
CUSIP #3134GXDT8	Fed Home Ln Mtg Corp	Aaa	0.350%	0.350%	2,500,000		(2,188)	2,188	-	2,500,000	2,497,265	(1,085)	2,498,915	899	08/24/2021	Y	
CUSIP #3136G4S87	Fannie Mae	AA+	0.650%	0.650%	2,500,000		(4,063)	4,063	-	2,500,000	2,473,312	(13,350)	2,486,650	5,597	08/27/2021	Y	
CUSIP #3133EME24	Fed Farm Cr Bank	AA+	0.231%	0.095%	-	40,000.00	(15)	2	(1)	39,986	-	(54)	39,932	2	09/02/2021	Y	
CUSIP #3130AMTB8	Fed Home Ln Bank	NR	0.625%	1.019%	-	2,500,000.00	(911)	911	-	2,500,000	-	(4,031)	2,495,969	911	09/10/2021	Y	
CUSIP #3130ALKS2	Fed Home Ln Bank	AA+	0.716%	0.375%	2,497,906		(2,344)	2,344	178	2,498,084	2,496,375	(4,772)	2,493,312	2,760	09/15/2021	Y	
CUSIP #3134GWK96	Fed Home Ln Mtg Corp	Aaa	0.300%	0.300%	2,500,000		(1,875)	1,875	-	2,500,000	2,496,992	(6,275)	2,493,725	2,208	09/15/2021	Y	
CUSIP #3133EHA4	Fed Farm Cr Bank	AA+	1.790%	1.790%	2,498,537		(10,375)	10,375	779	2,499,316	2,518,892	9,520	2,508,836	11,643	09/20/2021	N	
CUSIP #3135G0Q89	Fannie Mae	AA+	1.748%	1.748%	2,495,367		(8,594)	8,594	2,242	2,497,609	2,516,776	11,107	2,508,716	8,021	10/07/2021	N	
CUSIP #3133EMCH3	Fed Farm Cr Bank	AA+	0.160%	0.160%	2,500,000		(1,000)	1,000	-	2,500,000	2,499,260	136	2,500,136	867	10/13/2021	Y	
CUSIP #313376AV7	Fed Home Ln Bank	AA+	1.780%	1.780%	1,005,681		(6,950)	6,950	(2,400)	1,003,281	1,016,030	5,923	1,009,204	4,402	11/04/2021	N	
CUSIP #3136G3MY8	Fannie Mae	AA+	1.786%	1.786%	289,480		(1,088)	1,088	199	289,679	292,678	1,994	291,673	423	11/26/2021	N	
CUSIP #3130AABG2	Fed Home Ln Bank	AA+	1.754%	1.754%	835,641		(3,914)	3,914	(243)	835,398	844,948	5,805	841,203	1,392	11/29/2021	N	
CUSIP #3134GXDSO	Fed Home Ln Mtg Corp	Aaa	0.320%	0.320%	2,500,000		(2,000)	2,000	-	2,500,000	2,498,049	(5,677)	2,494,323	667	12/01/2021	Y	
CUSIP #3132X0VM0	Farmer Mac	NR	1.880%	1.880%	2,500,390		(11,875)	11,875	(118)	2,500,272	2,537,453	26,102	2,526,374	20,188	01/28/2022	N	
CUSIP #3133EG6E0	Fed Farm Cr Bank	AA+	1.865%	1.865%	2,002,643		(10,150)	10,150	(787)	2,001,856	2,032,649	20,541	2,022,397	16,691	02/03/2022	N	
CUSIP #313378WG2	Fed Home Ln Bank	AA+	1.883%	1.883%	2,513,901		(15,625)	15,625	(3,679)	2,510,222	2,556,559	31,574	2,541,796	19,097	03/11/2022	N	
CUSIP #3132X0Y88	Farmer Mac	NR	3.005%	3.005%	2,420,164		(17,506)	17,506	658	2,420,822	2,495,035	57,910	2,478,732	12,060	04/29/2022	N	
CUSIP #3134GXCB8	Fed Home Ln Mtg Corp	Aaa	0.208%	0.250%	2,501,218		(1,563)	1,563	(142)	2,501,076	2,499,936	(1,562)	2,499,514	729	05/19/2022	Y	
CUSIP #3133ELT95	Fed Farm Cr Bank	AA+	0.161%	0.161%	2,371,187		(1,185)	1,185	(231)	2,370,956	2,372,013	1,257	2,372,213	2,212	07/13/2022	N	
CUSIP #3133EMPR7	Fed Farm Cr Bank	AA+	0.100%	0.100%	2,499,423		(625)	625	108	2,499,531	2,498,776	113	2,499,644	1,035	08/02/2022	N	
CUSIP #3135G05R0	Fannie Mae	AA+	0.240%	0.300%	2,502,076		(1,875)	1,875	(220)	2,501,856	2,500,443	(3,373)	2,498,483	2,938	08/10/2022	Y	
CUSIP #3132X0XS5	Farmer Mac	NR	2.000%	2.000%	2,500,000		(12,500)	12,500	-	2,500,000	2,568,408	56,638	2,556,638	13,056	09/27/2022	N	
CUSIP #313383QR5	Fed Home Ln Bank	AA+	3.250%	3.250%	2,132,205		(16,250)	16,250	(15,100)	2,117,105	2,128,492	(1,501)	2,115,604	3,972	06/09/2023	N	
CUSIP #3135G05G4	Fannie Mae	AA+	0.250%	0.250%	2,502,245		(1,563)	1,563	(247)	2,501,998	2,501,798	(2,282)	2,499,716	2,969	07/10/2023	N	
CUSIP #31422BRT9	Farmer Mac	NR	1.534%	1.534%	2,519,435		(10,938)	10,938	(1,293)	2,518,142	2,607,083	80,619	2,598,761	21,632	01/03/2025	N	
CUSIP #31422BU73	Farmer Mac	NR	0.430%	0.430%	5,000,000		(5,375)	5,375	-	5,000,000	4,917,387	(66,468)	4,933,532	6,331	09/15/2025	N	
					73,584,235	2,540,000	(7,660,975)	160,962	(20,135)	68,604,087	73,837,548	179,977	68,784,064	175,348			
Unites States Treasuries																	
American National Bank																	
CUSIP #912828YC8	US Treasury	NR	1.500%	1.500%	2,515,063		(9,273)	9,273	(9,018)	2,506,045	2,515,040	(17)	2,506,028	12,534	08/31/2021	N	
CUSIP #912796J59	US Treasury	NR	0.030%	0.030%	-	2,500,000.00	(379)	-	44	2,499,665	-	(252)	2,499,413	-	12/09/2021	N	
CUSIP #912828WZ9	US Treasury	NR	2.703%	2.703%	2,475,678		(10,876)	10,876	5,618	2,481,296	2,544,238	53,079	2,534,375	7,371	04/30/2022	N	
CUSIP #912828XR6 #1	US Treasury	NR	2.709%	2.709%	2,473,648		(10,917)	10,917	5,643	2,479,291	2,547,655	58,404	2,537,695	3,706	05/31/2022	N	
CUSIP #912828XR6 #2	US Treasury	NR	2.898%	2.898%	2,468,519		(10,917)	10,917	6,740	2,475,259	2,547,655	62,436	2,537,695	3,706	05/31/2022	N	
CUSIP #912828XW5	US Treasury	NR	2.713%	2.713%	2,471,696		(10,996)	10,996	5,660	2,477,356	2,550,880	63,562	2,540,918	119	06/30/2022	N	
CUSIP #91282CAX9	US Treasury	NR	0.125%	0.125%	2,499,634		(780)	780	55	2,499,689	2,499,318	(1,349)	2,498,340	265	11/30/2022	N	
CUSIP #91282CBD2	US Treasury	NR	0.112%	0.112%	-	2,500,488.28	(190)	190	(19)	2,500,469	-	(2,714)	2,497,755	8	12/31/2022	N	
CUSIP #91282CBG5	US Treasury	NR	0.125%	0.125%	2,498,970		(786)	786	140	2,499,110	2,498,535	(1,552)	2,497,558	1,304	01/31/2023	N	
CUSIP #912828Q29	US Treasury	NR	2.644%	2.644%	2,446,877		(9,324)	9,324	6,631	2,453,508	2,566,210	102,255	2,555,763	9,426	03/31/2023	N	
CUSIP #912828R28	US Treasury	NR	1.625%	1.625%	2,575,178		(10,099)	10,099	(9,014)	2,566,164	2,574,513	(2,884)	2,563,280	6,844	04/30/2023	N	
CUSIP #912828S29	US Treasury	NR	2.500%	2.500%	2,655,494		(15,711)	15,711	(13,672)	2,641,822	2,653,418	(4,224)	2,637,598	26,070	01/31/2024	N	
					25,080,757	5,000,488	(90,248)	89,869	(1,192)	30,079,674	25,497,462	326,744	30,406,418	71,353			
					98,664,992	7,540,488	(7,751,223)	250,831	(21,327)	98,683,761	99,335,010	506,721	99,190,482	246,701			
Total Federal/Agency Bonds																	



Collin County, Texas
QUARTERLY INVESTMENT REPORT
 Quarter Ending June 30, 2021

NON-OPERATING
Investment Details

NON-OPERATING GROUP	Security Name	Rating	Yield to Call	Yield to Maturity	Beginning Book Value	Increases	Decreases	Interest Earned	Amortization/ Accretion	Ending Book Value	Beginning Market Value	Unrealized Gain / (Loss)	Ending Market Value	Accrued Interest	Maturity / Call Date	Callable
			(YTC)	(YTM)	03/31/2021			QTD	06/30/2021	03/31/2021	Market Adj	06/30/2021				
Municipal Bonds																
American National Bank																
CUSIP #88213AEG6-MATURED	Texas A & M Univ Revs	AAA	1.720%		600,145		(601,414)	1,414	(145)	-	601,224	-	-	-	05/15/2021	N
CUSIP #88213AHH1-MATURED	Texas St A & M Univ Revenue	AAA	2.229%		75,000		(75,204)	204	-	-	75,178	-	-	-	05/15/2021	N
CUSIP #88213ABS3-MATURED	Texas A & M University	AAA	1.450%		475,555		(476,404)	1,404	(555)	-	476,226	-	-	-	05/15/2021	N
CUSIP #882117V76	Texas A & M University	AAA	1.451%		200,472		(1,204)	1,204	(472)	200,000	201,100	-	200,000	2,408	07/01/2021	N
CUSIP #60412AFM0	Minnesota St	AA+	1.310%		750,217		(2,625)	2,625	(163)	750,054	753,188	726	750,780	4,375	08/01/2021	N
CUSIP #5816463J3	McKinney Tex GO	AAA	2.750%		150,545		(1,031)	1,031	(366)	150,179	151,241	295	150,474	1,558	08/15/2021	N
CUSIP #052397FL5	Austin TX	AAA	1.591%		176,684		(1,750)	1,750	(1,010)	175,674	177,790	450	176,124	2,333	09/01/2021	N
CUSIP #052397GD2	Austin TX	AAA	1.591%		201,924		(2,000)	2,000	(1,155)	200,769	203,188	515	201,284	2,667	09/01/2021	N
CUSIP #463777Q70	Irving TX	AAA	2.147%		914,326		(7,394)	7,394	(2,374)	911,952	921,584	3,308	915,260	8,708	09/15/2021	N
CUSIP #882854YU0	Texas Water Dev Brd	AAA	1.570%		255,605		(1,288)	1,288	(281)	255,324	257,101	808	256,132	1,087	10/15/2021	N
CUSIP #005482W83	Adams & Arapahoe Cntys CO	AA	2.880%		502,383		(4,913)	4,913	(893)	501,490	501,335	-	501,490	1,638	12/01/2021	N
CUSIP #605581HH3	MS State	AA	2.100%		502,447		(3,594)	3,594	(918)	501,529	508,785	4,211	505,740	1,198	12/01/2021	N
CUSIP #534366AQ2	Lincoln W Haymarket NE	AAA	2.296%		572,153		(5,933)	5,933	(2,535)	569,618	580,379	5,388	575,006	1,055	12/15/2021	N
CUSIP #094808CB6	Bloomington MN Port Auth	AAA	2.100%		300,607		(1,575)	1,575	(182)	300,425	304,182	2,713	303,138	2,625	02/01/2022	N
CUSIP #678519B65	Oklahoma City OK	AAA	2.561%		825,000		(5,280)	5,280	-	825,000	842,507	13,093	838,093	7,040	03/01/2022	N
CUSIP #88213AHJ7	Texas A & M Univ Revs	AAA	1.920%		100,608		(620)	620	(135)	100,473	102,558	1,566	102,039	317	05/15/2022	N
CUSIP #678519RQ4	Oklahoma City OK	AAA	2.690%		301,247		(2,250)	2,250	(220)	301,027	311,721	8,753	309,780	3,000	09/01/2022	N
CUSIP #A095585E9	Hampton VA	AA+	2.030%		179,710		(1,750)	1,750	(831)	178,879	183,860	3,461	182,340	2,333	09/01/2022	N
CUSIP #235416700	Dallas TX Wtrwks & Swr Sys	AAA	2.060%		741,093		(4,842)	4,842	(1,015)	740,078	761,350	17,068	757,146	4,842	10/01/2022	N
CUSIP #914713N32 #1	Univ of NC at Chapel Hill	AAA	2.568%		639,177		(3,222)	3,222	873	640,050	660,873	20,806	660,856	1,074	12/01/2022	N
CUSIP #914713N32 #2	Univ of NC at Chapel Hill	AAA	1.880%		25,407		(125)	125	(7)	25,040	25,897	814	25,854	42	12/01/2022	N
CUSIP #796237U29	San Antonio Tex	AAA	2.410%		1,007,945		(7,168)	7,168	(1,084)	1,006,861	1,047,220	34,389	1,041,250	11,946	02/01/2023	N
CUSIP #73723RSP9	Portsmouth VA	AA	1.754%		511,826		(3,861)	3,861	(1,613)	510,213	524,970	12,487	522,700	6,435	02/01/2023	N
CUSIP #1845403S9 #1	Clear Creek TX ISD	AAA	2.858%		479,877		(4,097)	4,097	(651)	479,226	499,088	18,451	497,677	6,191	02/15/2023	N
CUSIP #597851T38	Middlethian TX ISD	AAA	2.650%		210,168		(2,500)	2,500	(885)	209,283	217,108	5,525	214,808	3,778	02/15/2023	Y
CUSIP #1845403S9 #2	Clear Creek TX ISD	AAA	2.150%		204,656		(1,725)	1,725	(622)	204,034	212,848	7,856	211,890	2,607	02/15/2023	N
CUSIP #604115AW5	Minnesota Pub Facs Auth St	AAA	2.250%		197,827		(2,138)	2,138	(1,021)	196,806	204,784	6,017	202,823	2,850	03/01/2023	N
CUSIP #586145F58	Memphis TN	AA	3.150%		247,920		(1,686)	1,686	260	248,180	261,733	12,250	260,430	1,686	04/01/2023	N
CUSIP #7700773U7	Roanoke VA	AA+	3.000%		204,598		(1,500)	1,500	(575)	204,023	209,074	5,551	209,574	1,500	04/01/2023	N
CUSIP #751091QR3	Raleigh NC	AAA	2.000%		510,365		(3,750)	3,750	(1,196)	509,169	525,070	13,556	522,725	1,250	06/01/2023	N
CUSIP #401784WZ2	Guilford Cnty NC	AAA	2.720%		209,052		(2,396)	2,396	(970)	208,082	220,860	10,384	218,466	3,993	08/01/2023	N
CUSIP #052397GX8	Austin Texas ISD	AAA	1.831%		505,994		(2,935)	2,935	(620)	505,374	524,320	15,891	521,265	3,913	09/01/2023	N
CUSIP #1610692P3	Charlottesville VA	Aaa	0.250%		234,217		(575)	575	(429)	233,788	233,779	(671)	233,117	677	09/15/2023	N
CUSIP #7342606U1	Port Houston Auth TX	Aaa	0.265%		-	1,048,600	(4,688)	4,688	(4,119)	1,044,481	-	(3,611)	1,040,870	5,625	10/01/2023	N
CUSIP #549188S50	Lubbock TX	AA+	1.823%		1,000,000		(4,558)	4,558	-	1,000,000	1,038,330	33,460	1,033,460	6,887	02/15/2024	N
CUSIP #88213AKB0	Texas A & M Univ Revs	AAA	2.200%		1,010,263		(6,373)	6,373	(822)	1,009,441	1,064,380	48,869	1,058,310	3,257	05/15/2024	N
CUSIP #88213AEK7	Texas A & M University	AAA	1.640%		256,950		(1,604)	1,604	(556)	256,394	266,225	8,306	264,700	820	05/15/2024	N
CUSIP #238388TP7	Davenport IA Go Taxable	AA	0.450%		-	231,392	(627)	627	(529)	230,863	-	(2,776)	228,087	538	06/01/2024	N
CUSIP #234554KL6	Dallas Center Grimes IA	Aa2	0.500%		-	1,014,920	(944)	944	(468)	1,014,452	-	(2,312)	1,012,140	944	06/01/2024	N
CUSIP #586145WG5	Memphis TN	AA	2.250%		380,055		(4,424)	4,424	(2,312)	377,743	399,893	17,428	395,171	8,848	07/01/2024	N
CUSIP #798781XW5	San Marcos TX Cons Indpt Sch	AAA	1.800%		534,925		(5,000)	5,000	(2,619)	532,306	553,610	16,664	548,970	8,333	08/01/2024	N
CUSIP #447819EA7	Hurst-Euless-Bedford TX ISD	AAA	2.028%		258,712		(1,878)	1,878	(646)	258,066	269,035	9,322	267,388	2,838	08/15/2024	N
CUSIP #1610692Q1	Charlottesville VA	AAA	0.400%		229,622		(563)	563	(334)	229,288	228,359	(1,464)	227,824	663	09/15/2024	N
CUSIP #44140185L1	Harris County TX	Aaa	0.500%		492,203		(3,612)	3,612	(3,014)	489,189	488,016	(4,372)	484,817	3,612	10/01/2024	N
CUSIP #094808CE0	Bloomington MN Port Auth	AAA	0.600%		-	355,440	(429)	429	(331)	355,109	-	(2,385)	352,724	3,781	02/01/2025	N
CUSIP #751100MG0	Raleigh NC	AAA	1.385%		668,631		(3,486)	3,486	(1,189)	667,442	684,756	15,708	683,150	4,648	03/01/2025	N
CUSIP #717096AW1	Pflugerville TX ISD	AAA	0.856%		-	172,829	(875)	875	(712)	172,117	-	697	172,814	875	05/15/2025	N
CUSIP #88213AHM0	Texas A & M Univ Revs	Aaa	0.727%		-	1,089,230	(1,936)	1,936	(1,448)	1,087,782	-	18	1,087,800	3,873	05/15/2025	N
CUSIP #586145WH3	Memphis TN	Aa2	1.150%		877,356		(9,855)	9,855	(7,492)	869,864	884,753	7,734	877,598	19,710	07/01/2025	N
CUSIP #798781XX3	San Marcos TX Cons Indpt Sch	Aa2	0.786%		-	544,360	(988)	988	(713)	543,647	-	(4,287)	539,360	6,173	08/01/2025	N
CUSIP #815853TA4	Seguin TX Indpt Sch Dist	Aaa	0.630%		1,144,905		(10,000)	10,000	(8,286)	1,136,619	1,129,890	(12,329)	1,124,290	15,111	08/15/2025	N



Collin County, Texas
 QUARTERLY INVESTMENT REPORT
 Quarter Ending June 30, 2021

**NON-OPERATING
 Investment Details**

<u>NON-OPERATING GROUP</u>	Security Name	Rating	Yield to Call (YTC)	Yield to Maturity (YTM)	Beginning Book Value 03/31/2021	Increases	Decreases	Interest Earned QTD	Amortization/ Accretion	Ending Book Value 06/30/2021	Beginning Market Value 03/31/2021	Unrealized Gain / (Loss) Market Adj	Ending Market Value 06/30/2021	Accrued Interest	Maturity / Call Date	Callable
CUSIP #1610692R9	Charlottesville VA	AAA	0.550%		229,444		(563)	563	(249)	229,195	226,982	(1,927)	227,268	663	09/15/2025	N
CUSIP #364496PQ6	Galveston TX ISD	Aa2	0.971%		-	591,335	(1,597)	1,597	(1,256)	590,079	-	396	590,475	1,597	02/01/2026	N
CUSIP #876162HX9	Tarkington TX ISD	AAA	0.690%		360,000		(621)	621	-	360,000	352,804	(5,533)	354,467	773	02/15/2026	N
CUSIP #0418265P9	Arlington TX ISD	AAA	1.000%		-	148,440	(1,198)	1,198	(933)	147,507	-	309	147,816	2,361	02/15/2026	N
CUSIP #006644S66	Addison TX Taxable	AAA	0.820%		-	352,877	(165)	165	(29)	352,848	-	(3,660)	349,188	1,322	02/15/2026	N
CUSIP #770078CS0	Roanoke VA	AA+	0.900%		-	1,083,648	(4,022)	4,022	(2,748)	1,080,900	-	216	1,081,116	4,022	04/01/2026	N
CUSIP #127145LG3	Cache Cnty UT Sch Dist	Aaa	0.850%		-	1,101,370	(2,833)	2,833	(1,896)	1,099,474	-	(2,414)	1,097,060	2,833	06/15/2026	N
					20,457,456	7,734,441	(1,311,588)	161,588	(64,491)	26,977,406	20,869,154	337,718	27,315,124	205,233		
	TOTAL NON-OPERATING INVESTMENTS				271,152,107	76,808,086	(32,122,365)	548,356	(85,818)	316,300,366	272,233,823	844,439	317,144,805	454,781		



Collin County, Texas
QUARTERLY INVESTMENT REPORT
 Quarter Ending June 30, 2021

NON-OPERATING
Schedule of Investments by Fund

Fund Number (MUNIS)	Fund Name	Book Value 06/30/2021	Interest Earned YTD	% of Total Invested
<u>General Funds</u>				
0001	General	204,146,892	1,323,040	64.370%
0499	Permanent Improvements	8,879,390	55,776	2.800%
		213,026,282	1,378,816	67.170%
<u>Special Revenue Funds</u>				
1010	Road and Bridge	47,432,084	297,947	14.956%
		47,432,084	297,947	14.956%
<u>Grant Funds</u>				
2132	ARPA	50,028,557	28,557	15.775%
		50,028,557	28,557	15.775%
<u>Debt Service Funds</u>				
3001	Debt Service Fund	6,657,879	41,822	2.099%
		6,657,879	41,822	2.099%
	Rounding Difference	-	-	
	SubTotal Non-Operating Investments	317,144,802	1,747,142	100.000%
<u>Market Adjustment *</u>				
	Federal Agency Bonds	506,721		
	Municipal Bonds	337,715		
		844,436		

** Market Adjustments are calculated using Market Values as shown on ANB Statements*

Total Book Value as of 06/30/21 316,300,366

<u>Fiduciary (Agency) Funds</u>				
7031	County Clerk - Trust	3,176,607		
7036	District Clerk - Trust	1,991,219		
7080	Tax Assessor/Collector	4,526,685		
		9,694,511		
	Total Consolidated Book Value (Excluding Market Adjustment)	325,994,877		

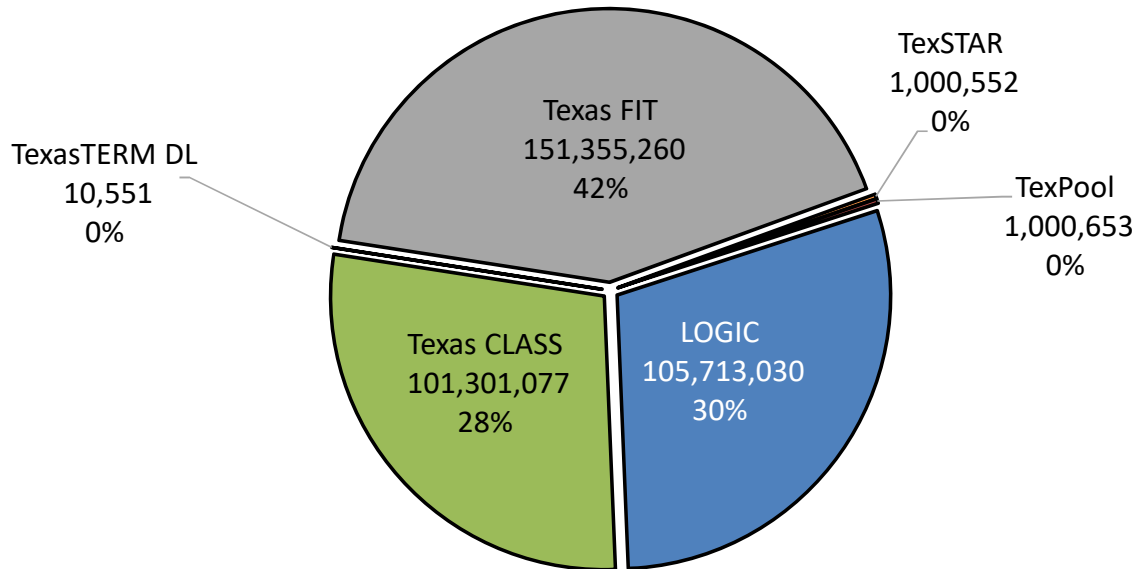


Collin County, Texas
 QUARTERLY INVESTMENT REPORT
 Quarter Ending June 30, 2021

CAPITAL PROJECTS
Investment Details

<u>CAPITAL PROJECTS GROUP</u>	Yield to Maturity (YTM)	Beginning Book Value 03/31/2021	Increases	Decreases	Interest Earned QTD	Ending Book Value 06/30/2021	Beginning Market Value 03/31/2021	Ending Market Value 06/30/2021	Accrued Interest	Maturity Date
PFIA Investment Pools										
TexPool	0.012%	49,639,549	-	(48,639,549)	653	1,000,653	49,639,549	1,000,653	-	N/A
TexSTAR	0.010%	49,489,266	-	(48,489,266)	552	1,000,552	49,489,266	1,000,552	-	N/A
Texas CLASS	0.072%	192,854,362	-	(91,579,287)	26,002	101,301,077	192,854,362	101,301,077	-	N/A
LOGIC	0.073%	76,924,357	29,452,737	(681,000)	16,936	105,713,030	76,924,357	105,713,030	-	N/A
TexasTERM DL	0.040%	10,550	-	-	1	10,551	10,550	10,551	-	N/A
Texas FIT	0.117%	5,032,201	148,028,365	(1,731,000)	25,694	151,355,260	5,032,201	151,355,260	-	N/A
		373,950,285	177,481,102	(191,120,102)	69,838	360,381,123	373,950,285	360,381,123	-	-
TOTAL CAPITAL PROJECTS INVESTMENTS		373,950,285	177,481,102	(191,120,102)	69,838	360,381,123	373,950,285	360,381,123	-	-

Capital Projects - PFIA Investments at Quarter End





Collin County, Texas
QUARTERLY INVESTMENT REPORT
 Quarter Ending June 30, 2021

CAPITAL PROJECTS
Schedule of Investments by Fund

Fund Number (MUNIS)	Fund Name	Book Value 06/30/2021	Interest Earned YTD	% of Total Invested
------------------------	-----------	--------------------------	------------------------	------------------------

Capital Project Funds

Permanent Improvement Bonds

4002	Ltd Tax Perm Imp 2000	3,313	3	0.001%
4003	Lmtd Tax P/I Series '01	83,067	66	0.023%
4004	Ltd Tax Perm Imp 2002	588,140	466	0.163%
4005	Ltd Tax Perm Imp 2004	25,030	20	0.007%
4006	Lmtd Tax Perm Imp 2005	22,810	18	0.006%
4007	Lmtd Tax Perm Imp Bds '06	48,287	38	0.013%
4008	Ltd Tax Perm Imp 2007	6,753	7	0.002%
4009	Ltd TX PI 2008 07Proj	27,428	22	0.008%
4010	LTD TAX PI 2008 03PROJ	30,117	24	0.008%
4011	Ltd Tax PI Bds 2009	630,836	500	0.175%
4012	Ltd TX PI BAB Bds 2009B	464,753	368	0.129%
4013	Ltd Tax PI Bds 2011	100,872	83	0.028%
4014	Ltd Tax Perm Imp 2012	115,711	92	0.032%
4015	Ltd Tax Perm Imp 2013	212,008	168	0.059%
4016	Ltd Tax P/I 2014	492,394	390	0.137%
4017	Ltd Tax P/I 2015	569,653	458	0.158%
4018	Ltd Tax P/I 2016	251,163	452	0.070%
4019	LT 2019A	233,823	215	0.065%
4020	LT 2019B	44,125,370	35,779	12.244%
4021	LT 2020A	110,312,366	88,600	30.610%
4022	LT 2020B	38,303,335	35,073	10.629%
4023	LT 2020C	501,250	1,378	0.139%
		197,148,479	164,220	54.706%

Road Bonds

4201	Unlmted Tax Rd Bonds 2004	442,238	177	0.123%
4202	Unlmted Tax Road Bond 2005	296,185	208	0.082%
4203	Unlmted Tax Road Bds '06	14,295	36	0.004%
4204	Unltd Tax Rd Bds 2007	1,357,987	1,193	0.377%
4205	Unltd Tx Rd Bds 08 03Proj	298,261	236	0.083%
4206	Unltd Rd Bds 2008 07Proj	1,152,897	1,351	0.320%
4207	Unltd Tax Road Bds 2009	148,186	169	0.041%
4208	UNLTD TX RD BAB 2009B	7,715	6	0.002%
4209	Unltd Tax Rd Bds 2011	976,188	1,028	0.271%
4210	UNLTD TAX ROAD BD 2012	5,968,954	4,894	1.656%
4211	Unlmted Tax Road Bond 2013	4,195,889	3,709	1.164%
4212	Unltd Tax Road Bd 2014	13,246,224	11,044	3.676%
4213	Unltd Tax Road Bd 2015	30,357,865	21,844	8.424%
4214	UnLtd Tax Road Bd 2016	16,174,975	13,888	4.488%
4215	UT 2019A	66,531,136	56,390	18.461%
4216	UT 2019B	6,966,616	6,066	1.933%
4281	Unlimited Road Bond 99	1,695,807	1,366	0.471%
4282	Unlimited Road Bond 99A	52,712	66	0.015%
4283	Unlimited Road Bond 00/01	270,385	232	0.075%
4284	Unlimited Road Bond 95/97	160,010	131	0.044%
		150,314,525	124,034	41.710%



Collin County, Texas
QUARTERLY INVESTMENT REPORT
 Quarter Ending June 30, 2021

CAPITAL PROJECTS
Schedule of Investments by Fund

Fund Number (MUNIS)	Fund Name	Book Value 06/30/2021	Interest Earned YTD	% of Total Invested
------------------------	-----------	--------------------------	------------------------	------------------------

Tax Notes

4401	Tax Notes 2006	2,915,157	2,392	0.809%
4402	Capital Improvement TN 01	530,391	420	0.147%
4403	Capital Imp T/N 01A	191,827	152	0.053%
4404	Tax Notes Series 2002	1,174,392	931	0.326%
4405	Tax Notes Series 2004	2,315,281	1,923	0.642%
4406	Tax Notes 2018	5,791,071	5,126	1.607%
		12,918,119	10,944	3.584%

Total Capital Projects Investments	360,381,123	299,198	100.000%
------------------------------------	-------------	---------	----------

Rounding Difference	-	-	
---------------------	---	---	--

Total Book Value as of 06/30/21	360,381,123	299,198	
---------------------------------	-------------	---------	--