



# COLLIN COUNTY

Auditor's Office  
2300 Bloomdale Rd.  
Suite 3100  
McKinney, Texas 75071  
[www.collincountytx.gov](http://www.collincountytx.gov)

**To:** Commissioners Court  
**From:** Kristine Malone, County Auditor Interim  
**Date:** December 16, 2024  
**Re:** Investment Report – 3rd Quarter (FY 2024)

On June 30, 2024, total invested operating, non-operating, and capital project funds of Collin County had a market value of \$1,331,965,819. As required by Collin County's Investment Policy and in accordance with Government Code 2256, all investments were made with the following objectives in order of priority. First, the safety of the principal and maintenance of adequate liquidity were given the highest consideration. Second, diversification was accomplished by investing county funds into six separate PFIA investment pools (LOGIC, Texas Class, Texas FIT, Texas RANGE, TexPool and TexSTAR), as well as by purchasing Certificates of Deposit, Fixed TERM Investments, Federal Agency Bonds, US Treasuries, Discount Notes, Municipal Bonds and other cash equivalent investments.

The weighted average maturity (WAM) for investments was 64 days, and weighted yield to maturity (YTM) was 4.958%, which compares to 90 WAM and 4.256% YTM for prior year 3rd quarter.

During the FY2024 3rd quarter, our overnight pools and cash equivalent investments experienced a seasonal decrease from the prior quarter by \$45,563,371 due primarily to the timing of property tax receipts.

Certificates of Deposit (and Fixed TERM Investments) experienced a decrease of \$7,698,997. Certificates of Deposit and Fixed TERM activity consisted of three (3) maturities, and zero purchases.

Bonds experienced an increase of \$5,663,259. Bond investment activity during the quarter consisted of one (1) bond called, eight (8) bonds matured, and eleven (11) bonds purchased.

The total interest earned for all investments during this quarter totaled \$16,497,608.

Attached is our Collin County Quarterly Investment Report which consists of a Statement of Investment Position, a Summary Statement by Group, Investment Details, and Schedules of Investments by Fund.



Collin County, Texas  
 QUARTERLY INVESTMENT REPORT  
 Quarter Ending June 30, 2024

**STATEMENT OF INVESTMENT POSITION**

The investments held in Collin County portfolio are managed in full compliance with the Public Funds Investment Act (Government Code 2256.023), and with the Investment Policy and strategy of Collin County Government.

	OPERATING GROUP			NON-OPERATING GROUP			CAPITAL PROJECTS GROUP			TOTAL PORTFOLIO		
	Prior Year	Beginning	Ending	Prior Year	Beginning	Ending	Prior Year	Beginning	Ending	Prior Year	Beginning	Ending
	Market Value	Market Value	Market Value	Market Value	Market Value	Market Value	Market Value	Market Value	Market Value	Market Value	Market Value	Market Value
	6/30/2023	3/31/2024	6/30/2024	6/30/2023	3/31/2024	6/30/2024	6/30/2023	3/31/2024	6/30/2024	6/30/2023	3/31/2024	6/30/2024
Cash in Bank	32,738,589	28,082,005	29,153,384	-	-	-	-	-	-	32,738,589	28,082,005	29,153,384
PFIA Investment Pools	403,734,222	497,431,240	461,285,489	763,115	794,253	804,771	274,689,025	448,389,885	443,004,941	679,186,362	946,615,378	905,095,201
Cash Equivalent Investments	41,634,472	45,959,288	46,584,495	48,236,126	65,867,982	59,843,307	77,164,250	103,211,103	104,567,377	167,034,848	215,038,373	210,995,179
Certificates of Deposit	-	-	-	53,548,039	23,647,060	15,948,063	6,000,000	-	-	59,548,039	23,647,060	15,948,063
Federal/Agency Bonds	-	-	-	103,487,552	92,030,600	97,095,059	62,452,639	42,050,090	42,534,845	165,940,191	134,080,690	139,629,904
Municipal Bonds	-	-	-	29,990,791	31,030,043	31,144,088	-	-	-	29,990,791	31,030,043	31,144,088
<b>TOTALS</b>	<b>478,107,283</b>	<b>571,472,533</b>	<b>537,023,368</b>	<b>236,025,623</b>	<b>213,369,938</b>	<b>204,835,288</b>	<b>420,305,914</b>	<b>593,651,078</b>	<b>590,107,163</b>	<b>1,134,438,820</b>	<b>1,378,493,549</b>	<b>1,331,965,819</b>

Annualized Yield	5.046%	5.426%	5.386%	2.720%	3.499%	3.666%	4.316%	5.070%	5.004%	4.255%	5.109%	4.941%
Weighted Yield To Call	5.084%	5.439%	5.381%	2.875%	3.682%	3.870%	4.326%	5.061%	5.000%	4.315%	4.992%	4.969%
Weighted Yield To Maturity	5.084%	5.439%	5.381%	2.606%	3.636%	3.808%	4.326%	5.061%	5.000%	4.256%	4.985%	4.959%
Weighted Average Maturity (Days)	1	1	1	332	356	390	48	12	5	90	62	64

In accordance with Government Code 2256.005 Sections f-1, The Investment Officers of Collin County are required to:  
 (1) Disclose a personal business relationship with a business organization offering to sell investments to the organization; and,  
 (2) Disclose whether he/she is related within the second degree by affinity of consanguinity to an individual seeking to sell an investment to the entity;

Authorized By Investment Officers: Kristine Malone 12/16/2024  
 Kristine Malone, Interim County Auditor Date

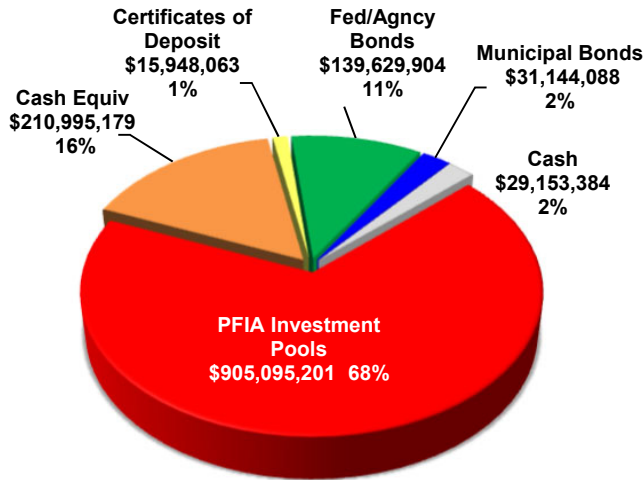
Monika Arris 12.16. 2024  
 Monika Arris, Budget Director Date



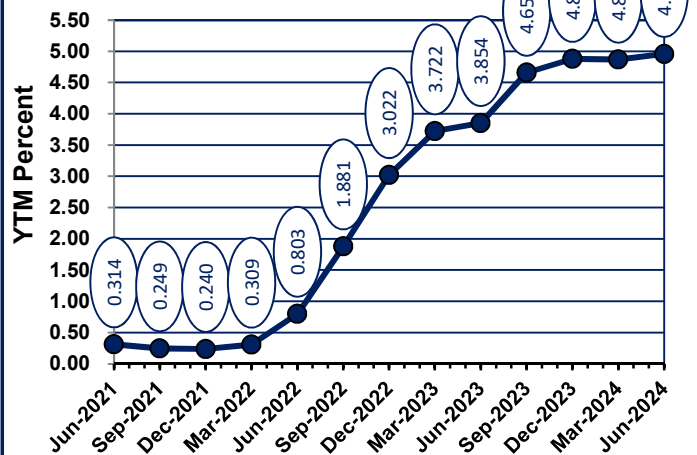
Collin County, Texas  
 QUARTERLY INVESTMENT REPORT  
 Quarter Ending June 30, 2024

**TOTAL PORTFOLIO**

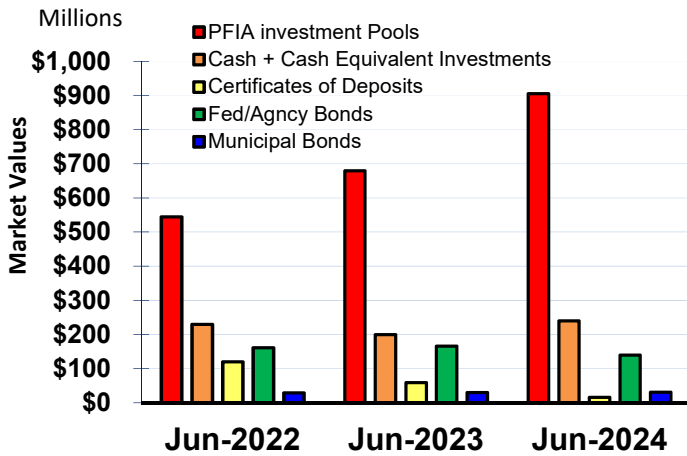
**Portfolio Composition by Type**



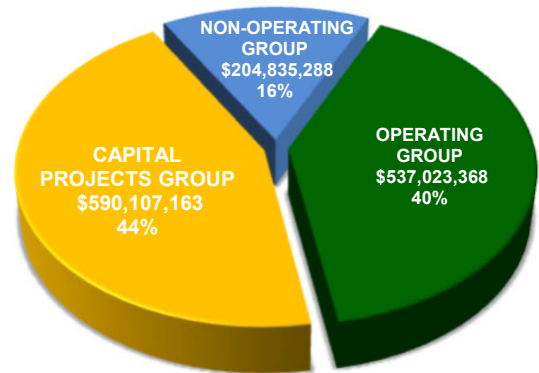
**Portfolio Weighted YTM 3 Year Trend**



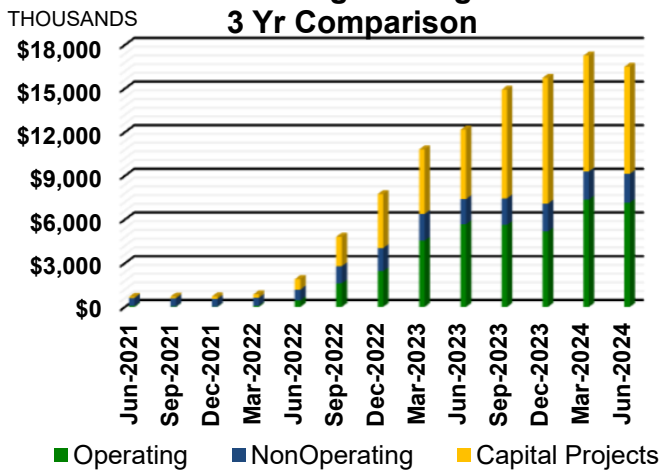
**Portfolio Position by Type 3 Yr Comparison**



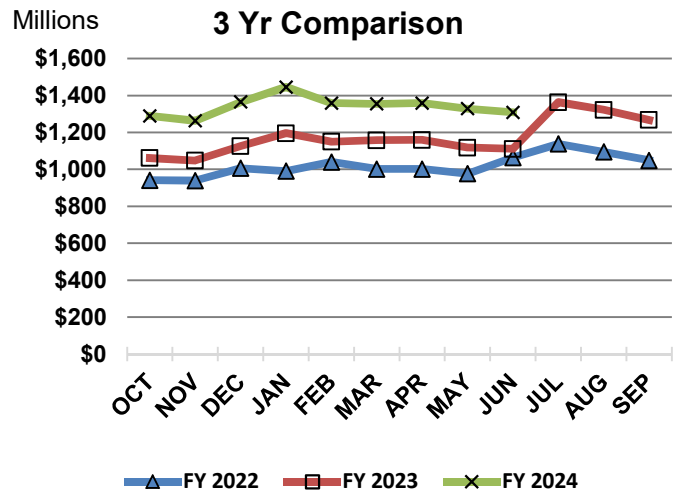
**Portfolio Composition by Investment Pool Group at Qtr End**



**Interest Earnings during Quarter 3 Yr Comparison**



**Total Portfolio 3 Yr Comparison**





Collin County, Texas  
 QUARTERLY INVESTMENT REPORT  
 Quarter Ending June 30, 2024

**TOTAL PORTFOLIO**  
**Summary Statement by Pooled Fund Group**

Description	Ending Market Value	Percentage of Portfolio	Avg Monthly Yields Apr-2024	Avg Monthly Yields May-2024	Avg Monthly Yields Jun-2024
TexPool	39,358,159	3.0210%	5.3142%	5.3161%	5.3120%
TexSTAR	71,174,965	5.4632%	5.3057%	5.3078%	5.3126%
Texas CLASS	296,736,369	22.7766%	5.4184%	5.4341%	5.4391%
LOGIC	332,580,570	25.5279%	5.4544%	5.4208%	5.4105%
Texas RANGE	107,246,808	8.2319%	5.3000%	5.3000%	5.3000%
Texas FIT	57,998,330	4.4518%	5.2560%	5.2303%	5.2554%
ICS American National Bank	46,584,495	3.5757%	5.4200%	5.4200%	5.4200%
ICS Farmer's Bank & Trust	61,642,058	4.7315%	5.4200%	5.4200%	5.4200%
CE American National Bank-CUS	101,120,568	7.7617%	4.8900%	4.8900%	4.8800%
CE American National Bank-SEA	1,648,058	0.1265%	5.2700%	5.2500%	5.2500%
* Certificates of Deposit	15,948,063	1.2241%	3.1390%	3.1390%	3.1390%
* Federal Agency Bonds	122,235,873	9.3825%	3.2119%	3.2119%	3.2119%
* US Treasuries	17,394,031	1.3351%	1.8124%	1.8124%	1.8124%
* Municipal Bonds	31,144,088	2.3905%	2.5759%	2.5759%	2.5759%
	<b>1,302,812,435</b>	<b>100.0000%</b>	<b>4.5563%</b>	<b>4.5520%</b>	<b>4.5528%</b>

\* Avg Monthly Yields are calculated by averaging YTM. Since Collin County Investment Policy maximum term limit is five years, yields may include rates from 06/30/2019 - 06/30/2024.

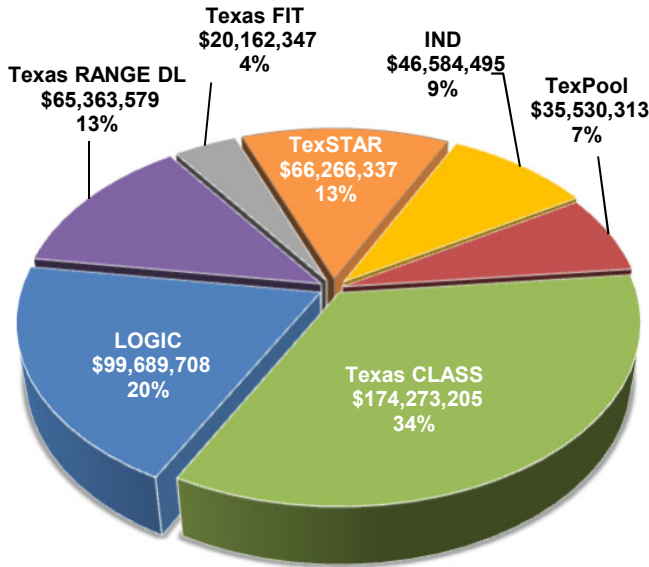
POOLED FUND GROUP	Beginning Book Value 03/31/2024	Increases	Decreases	Interest Earned QTD	Amortization / Accretion	Ending Book Value 06/30/2024	Beginning Market Value 03/31/2024	Unrealized Gain / (Loss) Market Adj	Ending Market Value 06/30/2024	Accrued Interest 06/30/2024
<b>Operating Group</b>										
PFIA Investment Pools	497,431,242	16,853,000	(59,533,000)	6,534,247	-	461,285,489	497,431,242	-	461,285,489	-
Cash Equivalent Investments	45,959,289	-	-	625,206	-	46,584,495	45,959,289	-	46,584,495	-
Sub-Total	543,390,531	16,853,000	(59,533,000)	7,159,453	-	507,869,984	543,390,531	-	507,869,984	-
<b>Non-Operating Group</b>										
PFIA Investment Pools	794,253	-	-	10,518	-	804,771	794,253	-	804,771	-
Cash Equivalent Investments	65,867,982	8,273,332	(15,133,024)	835,017	-	59,843,307	65,867,982	-	59,843,307	275,697
Certificates of Deposit	23,647,060	-	(7,887,541)	188,544	-	15,948,063	23,647,060	-	15,948,063	-
Federal/Agency Bonds	93,945,864	12,213,568	(8,192,718)	692,718	50,529	98,709,961	92,030,600	(1,614,902)	97,095,059	1,031,852
Municipal Bonds	31,990,968	3,768,353	(3,942,286)	254,663	(41,619)	32,030,079	31,030,043	(885,991)	31,144,088	341,716
Sub-Total	216,246,127	24,255,253	(35,155,569)	1,981,460	8,910	207,336,181	213,369,938	(2,500,893)	204,835,288	1,649,265
<b>Capital Projects Group</b>										
PFIA Investment Pools	448,389,885	3,406,000	(14,726,000)	5,935,056	-	443,004,941	448,389,885	-	443,004,941	-
Cash Equivalent Investments	103,211,102	5,344	-	1,350,931	-	104,567,377	103,211,103	-	104,567,377	172,261
Federal/Agency Bonds	42,894,815	-	(70,708)	70,708	(29,142)	42,865,673	42,050,090	(330,828)	42,534,845	98,957
Sub-Total	594,495,802	3,411,344	(14,796,708)	7,356,695	(29,142)	590,437,991	593,651,078	(330,828)	590,107,163	271,218
<b>Grand Totals:</b>	<b>1,354,132,460</b>	<b>44,519,597</b>	<b>(109,485,277)</b>	<b>16,497,608</b>	<b>(20,232)</b>	<b>1,305,644,156</b>	<b>1,350,411,547</b>	<b>(2,831,721)</b>	<b>1,302,812,435</b>	<b>1,920,483</b>



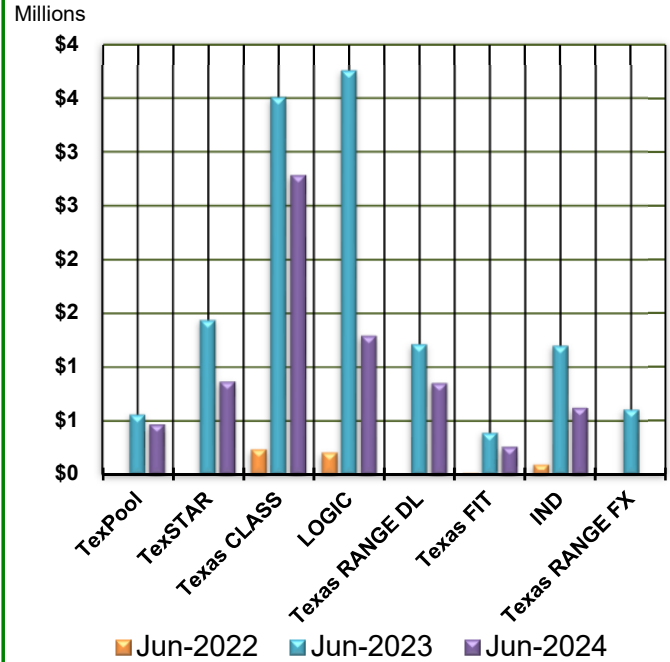
Collin County, Texas  
 QUARTERLY INVESTMENT REPORT  
 Quarter Ending June 30, 2024

**OPERATING GROUP**

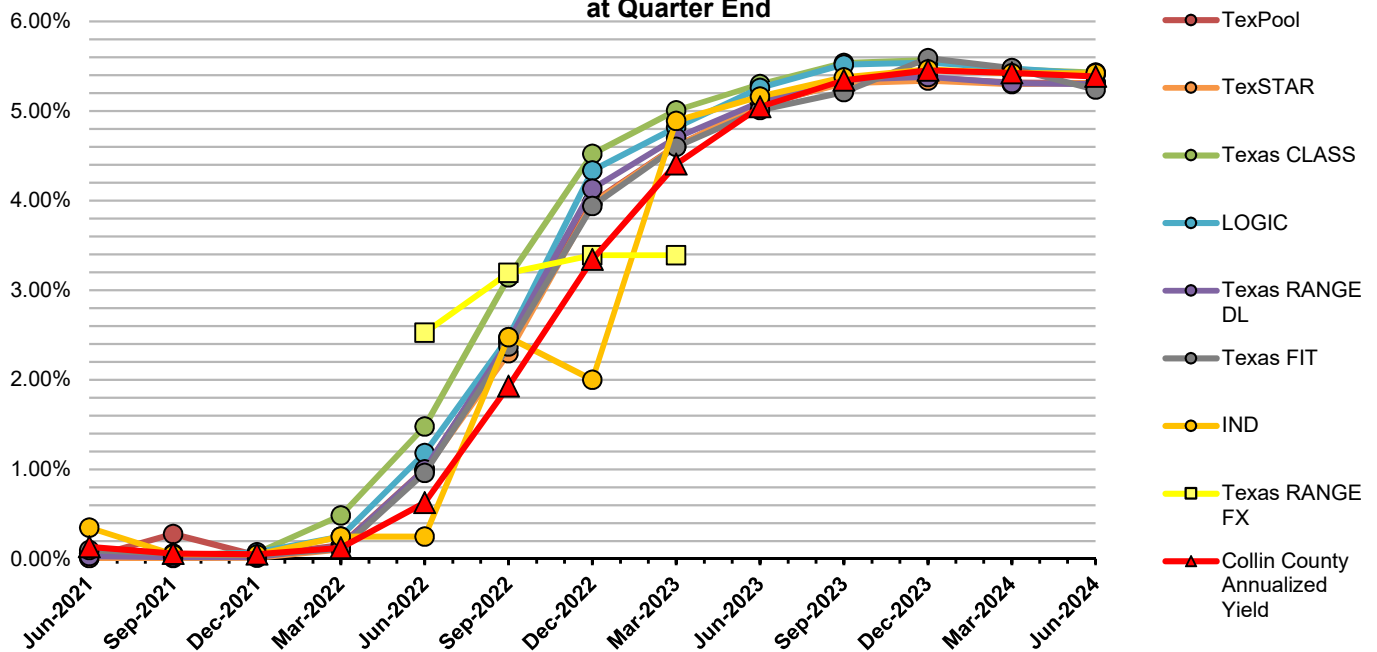
**Operating Investments by Type at Quarter End**



**Operating Investments YTD Interest Earnings Comparison at Quarter End**



**Operating Investments Yields Comparison at Quarter End**





Collin County, Texas  
**QUARTERLY INVESTMENT REPORT**  
 Quarter Ending June 30, 2024

**OPERATING  
 Investment Details**

<u>OPERATING GROUP</u>	Yield to Maturity  (YTM)	Beginning Book Value  03/31/2024	Increases	Decreases	Interest Earned  QTD	Ending Book Value  06/30/2024	Beginning Market Value  03/31/2024	Ending Market Value  06/30/2024	Accrued Interest	Maturity Date
<u>PFIA Investment Pools</u>										
TexPool	5.3141%	35,469,836	-	(410,000)	470,477	35,530,313	35,469,836	35,530,313	-	N/A
TexSTAR	5.3087%	65,397,048	-	-	869,289	66,266,337	65,397,048	66,266,337	-	N/A
Texas CLASS	5.4305%	230,611,431	-	(59,123,000)	2,784,774	174,273,205	230,611,431	174,273,205	-	N/A
LOGIC	5.4286%	81,542,358	16,853,000	-	1,294,350	99,689,708	81,542,358	99,689,708	-	N/A
Texas RANGE DL	5.3000%	64,509,295	-	-	854,284	65,363,579	64,509,295	65,363,579	-	N/A
Texas FIT	5.2472%	19,901,274	-	-	261,073	20,162,347	19,901,274	20,162,347	-	N/A
		<b>497,431,242</b>	16,853,000	(59,533,000)	6,534,247	<b>461,285,489</b>	<b>497,431,242</b>	<b>461,285,489</b>	-	
<u>Cash Equivalent Investments</u>										
American National Bank										
IntraFi Network Deposits	5.4200%	45,959,289	-	-	625,206	46,584,495	45,959,289	46,584,495	-	N/A
		<b>45,959,289</b>	-	-	625,206	<b>46,584,495</b>	<b>45,959,289</b>	<b>46,584,495</b>	-	
<b>TOTAL OPERATING INVESTMENTS</b>		<b>543,390,531</b>	16,853,000	(59,533,000)	7,159,453	<b>507,869,984</b>	<b>543,390,531</b>	<b>507,869,984</b>	-	



Collin County, Texas  
**QUARTERLY INVESTMENT REPORT**  
 Quarter Ending June 30, 2024

**OPERATING**  
**Schedule of Investments by Fund**

Fund Number (MUNIS)	Fund Name	Book Value 06/30/2024	Interest Earned YTD	% of Total Invested
<b><u>General Funds</u></b>				
0001	General	181,927,968	15,684,568	35.8218%
0002	Housing Finance Corp	516,632	20,466	0.1017%
0003	Records Archive Fund	16,965,259	-	*
0005	Dis Cts Rec Tech Fund	612,470	-	*
0499	Permanent Improvements	1,984,936	80,616	0.3908%
		202,007,265	15,785,650	39.7754%
<b><u>Special Revenue Funds</u></b>				
0029	Courthouse Security	1,087,977	-	*
1010	Road and Bridge	36,752,668	1,040,452	7.2366%
1011	Farm and Market	23,855	950	0.0047%
1012	Lateral Road	1,491,608	59,230	0.2937%
1013	Judicial Appellate	494,504	17,673	0.0974%
1015	Court Reporters	484,333	-	*
1021	Law Library	4,703,381	-	*
1025	Co Clrk Rec Mgmt & Pres	14,705,498	-	*
1026	Dist Clrk Rec Mgmt & Pres	951,399	-	*
1028	Justice Court Tech Fund	934,677	-	*
1031	Economic Development 2001	669,670	27,033	0.1319%
1033	Contract Elections	4,526,207	165,748	0.8912%
1036	Sheriff Forfeiture	22,222	885	0.0044%
1037	DA State Forfeiture	1,319,044	52,538	0.2597%
1038	DA Service Fee	250,790	-	*
1039	Meayers Park Foundation	1,230	49	0.0002%
1040	Health Care Foundation	7,101,097	303,727	1.3982%
1041	Local Provider Participation Funds	122,566	122,566	0.0241%
1044	County Rec Mgmt & Pres	724,651	-	*
1045	District Rec Mgmt & Pres	218,539	-	*
1046	Juvenile Case Manager Fnd	471,262	-	*
1047	Court Initiated Guardnshp	684,270	-	*
1049	DA Pretrial Intervntn Prg	972,135	-	*
1050	Specialty Court	214,202	-	*
1051	SCAAP	2,977	2,978	0.0006%
1052	Cty Crts Technology Fund	690,884	-	*
1053	Dis Cts Technology Fund	698,054	-	*
1054	Probate Contributions Fnd	822,806	35,785	0.1620%
1055	CCLC Court Rec Presrvtn	688,066	-	*
1056	Dis Clrk Crt Rec Presrvtn	482,466	-	*
1057	DA Apportionment	105,190	4,236	0.0207%
1058	Justice Crt Bldg Security	296,442	-	*
1060	DA Federal Treasury Forf	1,857,347	74,581	0.3657%
1062	Truancy Prevention and Diversion Special Revenue	277,596	6,596	0.0547%
1065	Sheriff Forfeiture Fed	40,785	877	0.0080%
1066	SO Treasury Forfeiture	161,000	6,252	0.0317%
1067	Trails Blue Ridge Sp Rd Dist	215,277	7,525	0.0424%
1068	Court Facility Fee Fund	888,170	29,537	0.1749%
1069	Opioid Abatement	53,212	31,405	0.0105%
1998	Veterans Court	25,216	939	0.0050%
		86,233,273	1,991,562	16.9793%



Collin County, Texas  
**QUARTERLY INVESTMENT REPORT**  
 Quarter Ending June 30, 2024

**OPERATING**  
**Schedule of Investments by Fund**

Fund Number (MUNIS)	Fund Name	Book Value 06/30/2024	Interest Earned YTD	% of Total Invested
<b><u>Grant Funds</u></b>				
2132	ARPA	172,248,931	-	*** 33.9160%
2198	LEOSE Education	80,223	3,795	0.0158%
2586	RTR Frontier Parkway	51,400	-	*** 0.0101%
		172,380,554	3,795	33.9419%
<b><u>Debt Service Fund</u></b>				
3001	Debt Service Fund	19,634,745	833,532	3.8661%
		19,634,745	833,532	3.8661%
<b><u>Internal Service Funds</u></b>				
5501	Liability Insurance	11,073,884	446,665	2.1805%
5502	Workers' Compensation Ins	7,242,687	302,407	1.4261%
5504	Unemployment Insurance	1,527,749	59,527	0.3008%
5505	Insurance Claim	85,492	44,243	0.0168%
5601	Flexible Benefit	232,469	-	** 0.0458%
5990	Animal Safety Fund	2,756,488	112,113	0.5428%
		22,918,769	964,955	4.5128%
<b><u>Other Funds</u></b>				
5999	CC Toll Road Authority	383,989	40,509	0.0756%
6050	Judicial District	2,890,843	92,661	0.5692%
7001	State Fees Agency	739,770	-	* 0.1457%
7002	Unclaimed Holdings	680,778	-	* 0.1340%
		4,695,380	133,170	0.9245%
	Total Operating Investments	507,869,986	19,712,664	100.0000%
	Total Book Value as of 06/30/24	507,869,984	19,712,664	

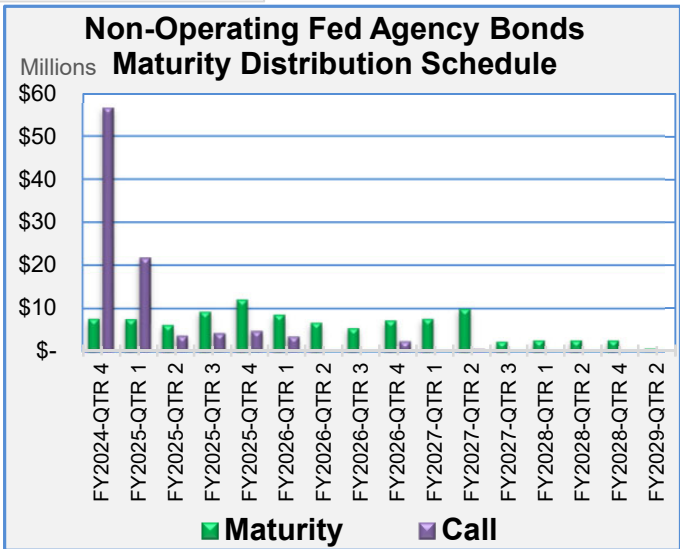
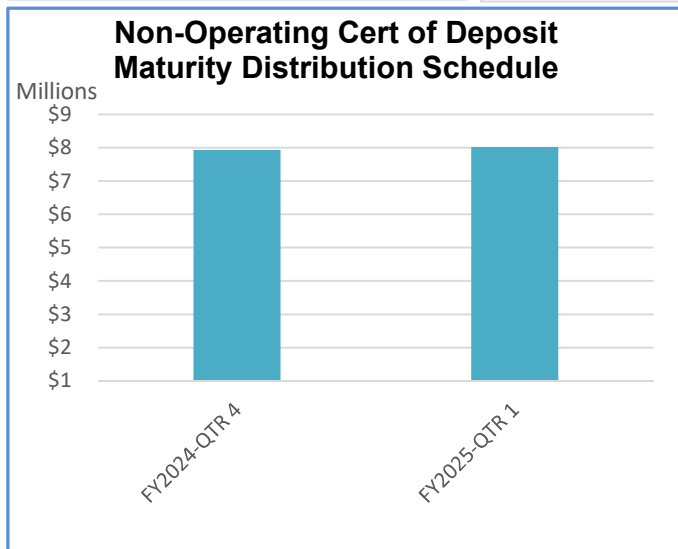
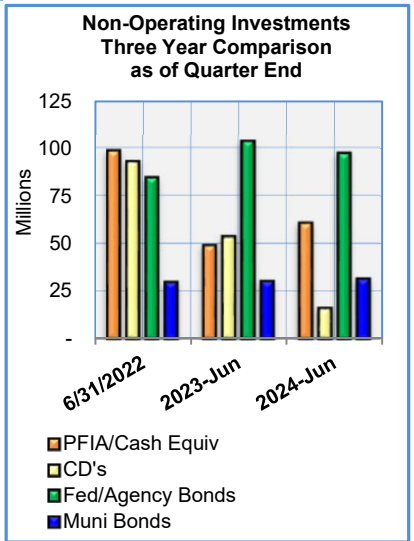
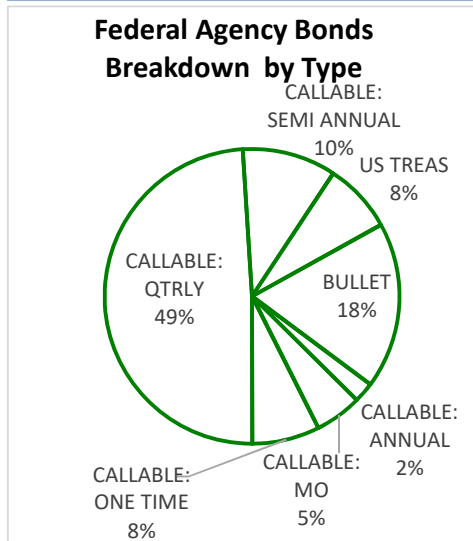
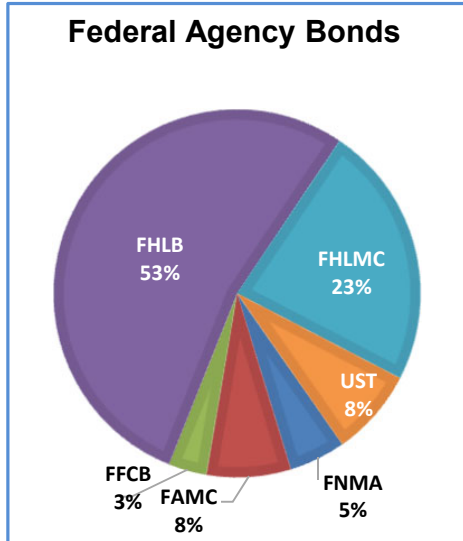
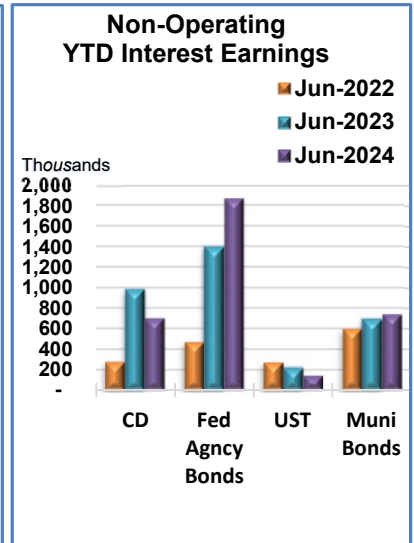
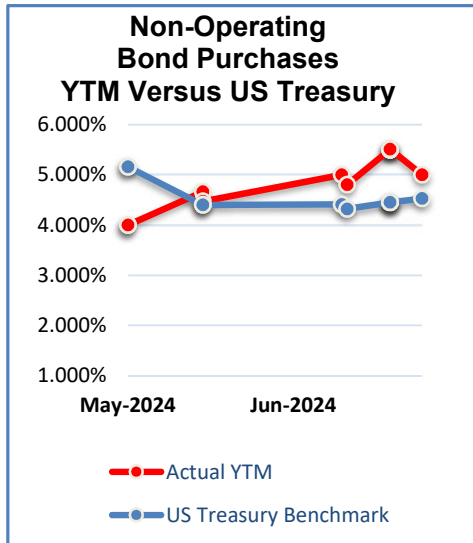
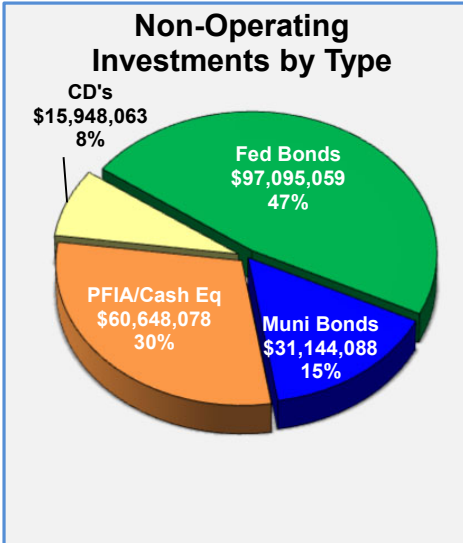
**Notes**

- \* Interest is recorded in Fund 0001 General Fund
- \*\* Interest is recorded in Fund 5505 Insurance Claim
- \*\*\* Interest is re-allocated to deferred revenue



Collin County, Texas  
 QUARTERLY INVESTMENT REPORT  
 Quarter Ending June 30, 2024

**NON-OPERATING GROUP**





Collin County, Texas  
**QUARTERLY INVESTMENT REPORT**  
 Quarter Ending June 30, 2024

**NON-OPERATING  
 Investment Details**

<u>NON-OPERATING GROUP</u>	Yield to Maturity (YTM)	Beginning Book Value 03/31/2024	Increases	Decreases	Interest Earned QTD	Ending Book Value 06/30/2024	Beginning Market Value 03/31/2024	Ending Market Value 06/30/2024	Accrued Interest	Maturity Date
<u>PFIA Investment Pools</u>										
Texas RANGE DL	5.3000%	794,253	-	-	10,518	804,771	794,253	804,771	-	N/A
		794,253	-	-	10,518	804,771	794,253	804,771	-	
<u>Cash Equivalent Investments</u>										
American National Bank										
Custody Cash Holdings	4.8867%	64,271,692	5,491,411	(12,379,203)	811,349	58,195,249	64,271,692	58,195,249	266,891	N/A
Seacap Cash Holdings	5.2567%	1,596,290	2,781,921	(2,753,821)	23,668	1,648,058	1,596,290	1,648,058	8,806	N/A
		65,867,982	8,273,332	(15,133,024)	835,017	59,843,307	65,867,982	59,843,307	275,697	
<u>Certificates of Deposit</u>										
American National Bank										
CD #9690975	2.7500%	2,611,097	-	-	17,894	2,628,991	2,611,097	2,628,991	-	08/31/2024
CD #9691973	4.2700%	2,655,513	-	-	28,605	2,684,118	2,655,513	2,684,118	-	10/28/2024
CD #9693987	4.3500%	2,639,287	-	-	28,964	2,668,251	2,639,287	2,668,251	-	12/30/2024
		7,905,897	-	-	75,463	7,981,360	7,905,897	7,981,360	-	
Farmer's Bank & Trust										
CD #7000006-MATURED	2.9400%	2,616,718	-	(2,623,580)	6,862	-	2,616,718	-	-	04/30/2024
CD #7000007-MATURED	2.9400%	2,616,718	-	(2,630,042)	13,324	-	2,616,718	-	-	05/31/2024
CD #7000008-MATURED	2.8900%	2,614,663	-	(2,633,919)	19,256	-	2,614,663	-	-	06/30/2024
CD #7000009	2.8400%	2,612,608	-	-	18,482	2,631,090	2,612,608	2,631,090	-	07/31/2024
CD #7000012	4.0800%	2,644,988	-	-	26,824	2,671,812	2,644,988	2,671,812	-	09/30/2024
CD #7000018	4.3300%	2,635,468	-	-	28,333	2,663,801	2,635,468	2,663,801	-	11/30/2024
		15,741,163	-	(7,887,541)	113,081	7,966,703	15,741,163	7,966,703	-	
		23,647,060	-	(7,887,541)	188,544	15,948,063	23,647,060	15,948,063	-	
Total Certificates of Deposit		23,647,060	-	(7,887,541)	188,544	15,948,063	23,647,060	15,948,063	-	



Collin County, Texas  
 QUARTERLY INVESTMENT REPORT  
 Quarter Ending June 30, 2024

NON-OPERATING  
 Investment Details

NON-OPERATING GROUP	Security Name	Rating	Yield to Call (YTC)	Yield to Maturity (YTM)	Beginning Book Value 03/31/2024	Increases	Decreases	Interest Earned QTD	Amortization/ Accretion	Ending Book Value 06/30/2024	Beginning Market Value 03/31/2024	Unrealized Gain / (Loss) Market Adj	Ending Market Value 06/30/2024	Accrued Interest	Maturity / Call Date	Callable
<b>Federal/Agency Bonds</b>																
<b>American National Bank</b>																
CUSIP #3133ENUN8-MATURED	Fed Farm Cr Bank	AA+		2.6950%	2,499,710	-	(2,502,881)	2,881	290	-	2,496,677	-	-	-	04/18/2024	N
CUSIP #3130ASTV1	Fed Home Ln Bank	AA+	3.7657%	3.6752%	2,496,114	-	(22,188)	22,188	738	2,496,852	2,453,506	(35,117)	2,461,735	38,458	07/25/2024	Y
CUSIP #3130AKU61	Fed Home Ln Bank	AA+	0.3998%	0.6090%	2,500,000	-	(4,688)	4,688	-	2,500,000	2,325,288	(154,431)	2,345,569	8,021	07/27/2024	Y
CUSIP #3130ARMB4	Fed Home Ln Bank	AA+	3.5210%	3.6940%	2,178,081	-	(20,258)	20,258	2,772	2,180,853	2,165,966	(12,104)	2,168,749	15,330	10/28/2024	Y
CUSIP #3130AM2F8	Fed Home Ln Bank	Aaa	12.1340%	4.4210%	468,402	-	(1,406)	1,406	3,802	472,204	464,340	(4,631)	467,573	969	07/29/2024	Y
CUSIP #3130ANGJ3	Fed Home Ln Bank	AA+	0.5987%	1.1150%	2,500,000	-	(7,500)	7,500	-	2,500,000	2,406,195	(75,076)	2,424,924	11,000	08/19/2024	Y
CUSIP #3130ASYQ6 #1	Fed Home Ln Bank	AA+	3.5014%	3.5014%	2,500,000	-	(21,875)	21,875	-	2,500,000	2,462,079	(36,805)	2,463,195	9,236	05/23/2025	Y
CUSIP #3130ASYQ6 #2	Fed Home Ln Bank	AA+	3.5014%	3.5014%	1,750,000	-	(15,313)	15,313	-	1,750,000	1,723,455	(25,763)	1,724,237	6,465	05/23/2025	Y
CUSIP #3130ASW96	Fed Home Ln Bank	AA+	4.0186%	4.0113%	2,499,764	-	(25,000)	25,000	65	2,499,829	2,468,541	(20,429)	2,479,400	35,000	08/25/2024	Y
CUSIP #3136G4S87	Fannie Mae	AA+	0.6500%	0.6500%	2,500,000	-	(4,063)	4,063	-	2,500,000	2,353,356	(122,637)	2,377,363	5,597	08/27/2024	Y
CUSIP #3130AMTB8	Fed Home Ln Bank	AA+	0.7382%	1.0190%	2,500,000	-	(5,651)	5,651	-	2,500,000	2,323,963	(157,266)	2,342,734	1,458	09/10/2024	Y
CUSIP #3130ALGC2	Fed Home Ln Bank	Aaa	10.5066%	4.3111%	276,427	-	(645)	645	2,348	278,775	273,398	(3,413)	275,362	703	09/23/2024	Y
CUSIP #3130APK20	Fed Home Ln Bank	AA+	0.9846%	0.9350%	1,298,218	-	(2,113)	2,113	912	1,299,130	1,271,351	(14,694)	1,284,436	1,502	09/27/2024	Y
CUSIP #3134GXXS8	Fed Home Ln Mtg Corp	Aaa	3.6510%	3.5150%	2,554,034	-	(20,816)	20,816	1,607	2,555,641	2,509,917	(41,808)	2,513,833	925	09/27/2024	Y
CUSIP #3130ARDK4	Fed Home Ln Bank	AA+	2.5500%	2.5500%	2,500,000	-	(15,938)	15,938	-	2,500,000	2,360,726	(138,659)	2,361,341	16,292	09/29/2024	Y
CUSIP #3134GYC83	Fed Home Ln Mtg Corp	Aaa	5.2291%	5.2381%	2,500,443	-	(32,813)	32,813	(63)	2,500,380	2,496,983	(2,737)	2,497,643	65,990	09/30/2024	Y
CUSIP #3130AMUX8	Fed Home Ln Bank	Aaa	10.6115%	4.3868%	1,472,832	-	(3,445)	3,445	12,789	1,485,621	1,458,738	(16,457)	1,469,164	3,484	09/30/2024	Y
CUSIP #3130ANFM7	Fed Home Ln Bank	AA+	0.6298%	1.1300%	2,500,000	-	(4,688)	4,688	-	2,500,000	2,328,051	(154,776)	2,345,224	6,875	07/19/2024	Y
CUSIP #3134GXXK29	Fed Home Ln Mtg Corp	Aaa	3.7413%	3.7440%	310,025	-	(2,906)	2,906	(5)	310,020	306,416	(3,681)	306,339	2,034	07/28/2024	Y
CUSIP #3134GYJP8	Fed Home Ln Mtg Corp	AA+	5.3578%	5.3430%	2,500,000	-	(33,375)	33,375	-	2,500,000	2,492,651	(3,947)	2,496,053	14,463	08/22/2024	Y
CUSIP #3134GYJC7	Fed Home Ln Mtg Corp	AA+	5.4000%	5.4000%	2,500,000	-	(33,750)	33,750	-	2,500,000	2,497,849	(1,794)	2,498,206	47,625	08/24/2024	Y
CUSIP #3133X8L34	Fed Home Ln Bank	AA+	0.9413%		1,222,944	-	(16,095)	16,095	(13,070)	1,209,874	1,200,207	(10,850)	1,199,024	20,029	09/09/2024	N
CUSIP #3135G0W66	Fannie Mae	AA+	0.9391%		2,509,094	-	(10,156)	10,156	(4,220)	2,504,874	2,452,666	(30,660)	2,474,214	8,576	10/15/2024	N
CUSIP #3130A3GE8	Fed Home Ln Bank	AA+	1.0139%		2,529,847	-	(17,188)	17,188	(10,660)	2,519,187	2,458,070	(48,878)	2,470,309	3,438	12/13/2024	N
CUSIP #31422BRT9	Farmer Mac	NR		1.5342%	2,503,909	-	(10,938)	10,938	(1,294)	2,502,615	2,437,633	(45,726)	2,456,889	21,632	01/03/2025	N
CUSIP #3130ADRH7	Fed Home Ln Bank	AA+	3.2110%		1,121,565	-	(8,086)	8,086	902	1,122,467	1,102,356	(15,807)	1,106,660	9,613	03/14/2025	N
CUSIP #31422BU73	Farmer Mac	NR		0.4300%	5,000,000	-	(5,375)	5,375	-	5,000,000	4,696,050	(261,648)	4,738,352	6,331	09/15/2025	N
CUSIP #3130AUK60	Fed Home Ln Bank	AA+	5.1207%		5,000,000	-	(63,875)	63,875	-	5,000,000	4,976,860	(7,125)	4,992,875	109,297	07/24/2024	Y
CUSIP #3133ENXQ8	Fed Farm Cr Bank	AA+		4.4340%	975,064	-	(7,000)	7,000	3,778	978,842	968,497	(8,431)	970,411	2,800	11/25/2025	N
CUSIP #3133ELY32	Fed Farm Cr Bank	Aaa		4.1334%	2,308,228	-	(3,438)	3,438	20,769	2,328,997	2,275,609	(34,827)	2,294,170	6,073	07/22/2026	N
CUSIP #3130AWN55	Fed Home Ln Bank	AA+	5.6615%	5.6339%	2,499,258	-	(35,156)	35,156	49	2,499,307	2,501,605	(6,081)	2,493,226	60,547	07/26/2024	Y
CUSIP #3134GYXR8	Fed Home Ln Mtg Corp	AA+	6.0144%	6.0000%	2,500,000	-	(37,500)	37,500	-	2,500,000	2,495,969	(6,325)	2,493,675	64,167	09/27/2024	Y
CUSIP #3130AYXU5	Fed Home Ln Bank	AA+	4.4501%	4.4500%	500,000	-	(5,563)	5,563	-	500,000	496,009	(6,886)	493,114	8,406	02/12/2027	Y
CUSIP #3130AXNN4	Fed Home Ln Bank	AA+	5.1180%	5.4980%	2,507,428	-	(35,156)	35,156	(715)	2,506,713	2,507,496	(8,383)	2,498,330	21,484	11/06/2024	Y
CUSIP #3130AYDJ2	Fed Home Ln Bank	AA+	5.1310%	5.1310%	2,498,143	-	(31,875)	31,875	184	2,498,327	2,497,942	(16,933)	2,481,394	60,917	10/09/2024	Y
CUSIP #3130B05M7	Fed Home Ln Bank	AA+	5.3150%	5.3165%	2,499,008	-	(33,125)	33,125	90	2,499,098	2,498,414	(6,568)	2,492,530	46,007	11/26/2024	Y
CUSIP #3134H1WM1	Fed Home Ln Mtg Corp	AA+	5.4900%	5.4991%	2,500,000	-	(34,375)	34,375	-	2,500,000	2,498,829	(1,958)	2,498,042	42,014	09/11/2024	Y
CUSIP #3130AYCR5	Fed Home Ln Bank	Aaa	5.5442%	5.5040%	-	2,499,600	(4,201)	4,201	5	2,499,605	-	(5,001)	2,494,604	60,729	10/22/2024	Y
CUSIP #3134H1SF1	Fed Home Ln Mtg Corp	Aaa	6.1854%	5.5634%	-	2,499,500	(4,240)	4,240	6	2,499,506	-	(2,143)	2,497,363	54,729	07/09/2024	Y
CUSIP #3134H1YR8	Fed Home Ln Mtg Corp	Aaa	5.5060%	5.5040%	-	2,499,500	(4,201)	4,201	6	2,499,506	-	(1,673)	2,497,833	35,903	09/27/2024	Y
CUSIP #3134H1A45	Fed Home Ln Mtg Corp	Aaa	5.5776%	5.5125%	-	2,211,093	(3,717)	3,717	10	2,211,103	-	(3,708)	2,207,395	28,049	10/08/2024	Y
CUSIP #3130B0RX9	Fed Home Ln Bank	Aaa	4.8665%	4.9457%	-	2,503,875	(1,736)	1,736	(16)	2,503,859	-	(828)	2,503,031	29,861	10/01/2025	Y
					81,478,538	12,213,568	(3,154,308)	654,308	21,079	91,213,185	79,703,658	(1,556,664)	89,656,521	992,029		
<b>Unites States Treasuries</b>																
<b>American National Bank</b>																
CUSIP #912828XT2-MATURED	US Treasury	NR		2.7096%	2,497,184	-	(2,508,197)	8,197	2,816	-	2,486,505	-	-	-	05/31/2024	N
CUSIP #9128286Z8-MATURED	US Treasury	NR		2.7388%	2,494,122	-	(2,510,817)	10,817	5,878	-	2,477,669	-	-	21,875	06/30/2024	N
CUSIP #91282CCL3 #1	US Treasury	NR		2.7882%	2,483,292	-	(2,344)	2,344	14,840	2,497,772	2,464,624	(2,545)	2,495,227	4,327	07/15/2024	N
CUSIP #912828YE4	US Treasury	NR		2.8373%	2,484,158	-	(7,728)	7,728	9,485	2,493,643	2,458,618	(11,123)	2,482,520	10,445	08/31/2024	N
CUSIP #912828YV6	US Treasury	NR		0.9759%	2,508,570	-	(9,324)	9,324	(3,209)	2,505,361	2,439,526	(44,570)	2,460,791	3,176	11/30/2024	N
					12,467,326	-	(5,038,410)	38,410	29,450	7,496,776	12,326,942	(58,238)	7,438,538	39,823		
					93,945,864	12,213,568	(8,192,718)	692,718	50,529	98,709,961	92,030,600	(1,614,902)	97,095,059	1,031,852		



Collin County, Texas  
 QUARTERLY INVESTMENT REPORT  
 Quarter Ending June 30, 2024

NON-OPERATING  
 Investment Details

NON-OPERATING GROUP	Security Name	Rating	Yield to Call (YTC)	Yield to Maturity (YTM)	Beginning Book Value 03/31/2024	Increases	Decreases	Interest Earned QTD	Amortization/ Accretion	Ending Book Value 06/30/2024	Beginning Market Value 03/31/2024	Unrealized Gain / (Loss) Market Adj	Ending Market Value 06/30/2024	Accrued Interest	Maturity / Call Date	Callable
<b>Municipal Bonds</b>																
American National Bank																
CUSIP #88213AKB0-MATURED	TX-A & M Univ Revs	AAA		2.2000%	1,000,401	-	(1,003,115)	3,115	(401)	-	996,290	-	-	-	05/15/2024	N
CUSIP #88213AEK7-MATURED	TX-A & M Univ Revs	AAA		1.6400%	250,273	-	(250,784)	784	(273)	-	249,078	-	-	-	05/15/2024	N
CUSIP#88213ALU7-MATURED	TX-A&M Univ Revs	AAA	4.4740%	4.4743%	179,636	-	(180,608)	608	364	-	179,375	-	-	-	05/15/2024	Y
CUSIP #238388TP7-MATURED	IA-Davenport Go Taxable	AA		0.4500%	215,905	-	(216,075)	1,075	(905)	-	214,211	-	-	-	06/01/2024	N
CUSIP #234554KL6-MATURED	IA-Dallas Center Grimes	Aa2		0.5000%	1,000,825	-	(1,001,667)	1,667	(825)	-	993,140	-	-	-	06/01/2024	N
CUSIP #815853TA4-CALLED	TX-Seguín ISD	Aaa		0.6300%	1,045,477	-	(1,046,067)	3,444	(2,854)	-	986,300	-	-	-	08/15/2025	N
CUSIP #218054AK0	FL-Coral Springs Spl Oblig	AAA	1.5200%	1.5200%	253,659	-	(1,344)	1,344	(378)	253,281	235,153	(17,548)	235,733	1,792	09/01/2024	Y
CUSIP #586145WG5	TN-Memphis	AA		2.2500%	352,312	-	(4,424)	4,424	(2,312)	350,000	349,367	-	350,000	8,848	07/01/2024	N
CUSIP #798781XW5	TX-San Marcos Cons ISD	AAA		1.8000%	503,494	-	(5,000)	5,000	(2,621)	500,873	498,330	(1,358)	499,515	8,333	08/01/2024	N
CUSIP #537071VW9	TX-Little Cypress Mauriceville	AAA		0.5000%	248,644	-	(3,063)	3,063	(2,733)	245,911	244,971	(950)	244,961	5,104	08/01/2024	N
CUSIP #7170874B3	TX-Pflugerville ISD	Aa1		3.2400%	350,851	-	(3,500)	3,500	(638)	350,213	348,761	(612)	349,601	5,833	08/01/2024	N
CUSIP #447819EA7	TX-Hurst Eules Bedford ISD	AAA		2.0280%	250,961	-	(1,878)	1,878	(647)	250,314	248,178	(1,009)	249,305	2,838	08/15/2024	N
CUSIP #84055QGB0	TX-South Texas Comm College	AA		3.5101%	949,998	-	(11,813)	11,813	(3,357)	946,641	944,565	(1,962)	944,679	17,850	08/15/2024	N
CUSIP #1610692Q1	VA-Charlottesville	AAA		0.4000%	225,610	-	(563)	563	(335)	225,275	220,707	(2,295)	222,980	663	09/15/2024	N
CUSIP #4140185L1	TX-Harris County	Aaa		0.5000%	456,030	-	(3,612)	3,612	(3,016)	453,014	445,869	(5,264)	447,750	3,612	10/01/2024	N
CUSIP#882830AT9	TX-Dept of Trans Comm	AAA	4.7900%	4.7904%	490,057	-	(771)	771	4,971	495,028	488,625	(1,038)	493,990	771	10/01/2024	Y
CUSIP #094808CE0	MN-Bloomington Port Auth	AAA		0.6000%	335,839	-	(2,269)	2,269	(1,752)	334,087	323,773	(8,634)	325,453	3,781	02/01/2025	N
CUSIP#6041954Q7	MN-Minnetonka ISD	AAA		4.9002%	293,162	-	(1,500)	1,500	2,051	292,464	292,464	(838)	294,375	2,500	02/01/2025	N
CUSIP #44236PLP1	TX-Houston Cmnty College	AAA		4.6000%	752,461	-	(9,375)	9,375	(706)	751,755	749,235	(2,715)	749,040	14,167	02/15/2025	N
CUSIP #751100MG0	NC-Raleigh Comb Revenue	AAA		1.3850%	654,361	-	(3,486)	3,486	(1,190)	653,171	632,632	(16,158)	637,013	4,648	03/01/2025	N
CUSIP #717096AW1	TX-Pflugerville ISD	AAA		0.8560%	155,327	-	(1,875)	1,875	(1,528)	153,799	149,810	(4,108)	149,691	2,833	05/15/2025	N
CUSIP #88213AHM0	TX-A & M Univ Revs	Aaa		0.7270%	1,025,442	-	(7,578)	7,578	(5,669)	1,019,773	978,080	(38,923)	980,850	3,873	05/15/2025	N
CUSIP #88213ARN7	TX-A&M Univ Revs	AAA		3.1150%	63,465	-	(145)	145	342	63,807	62,082	(1,220)	62,587	74	05/15/2025	N
CUSIP #586145WH3	TN-Memphis	Aa2		1.1500%	787,456	-	(9,855)	9,855	(7,490)	779,966	749,498	(31,548)	748,418	19,710	07/01/2025	N
CUSIP #798781XX3	TX-San Marcos Cons ISD	Aa2		0.7858%	514,253	-	(3,704)	3,704	(2,673)	511,580	486,830	(23,335)	488,245	6,173	08/01/2025	N
CUSIP #537071VX7	TX-Little Cypress Mauriceville	AAA		0.8000%	274,302	-	(3,250)	3,250	(2,683)	271,619	259,649	(12,417)	259,202	5,417	08/01/2025	N
CUSIP #73723RUG	VA-Portsmouth	AA		4.9500%	487,968	-	(3,750)	3,750	2,256	490,224	487,160	(1,734)	488,490	6,250	08/01/2025	N
CUSIP #84055QGC8	TX-South Texas Comm College	AA		5.1780%	912,864	-	(11,438)	11,438	389	913,301	913,253	(1,135)	912,118	17,283	08/15/2025	N
CUSIP #1610692R9	VA-Charlottesville	AAA		0.5500%	226,453	-	(563)	563	(251)	226,202	212,549	(12,072)	214,130	663	09/15/2025	N
CUSIP #357415SL3	NE-Fremont Combined Util	AA-		1.0000%	492,679	-	(2,425)	2,425	(1,184)	491,495	463,102	(26,283)	465,212	1,239	11/15/2025	N
CUSIP #269479JU6	CO-Eagle Cnty School Dist	Aa1		5.0040%	421,075	-	(892)	892	4,338	425,413	420,678	(1,599)	423,814	297	12/01/2025	N
CUSIP #364496PQ6	TX-Galveston ISD	Aa2		0.9707%	536,033	-	(6,250)	6,250	(4,915)	531,118	501,385	(31,538)	499,580	10,417	02/01/2026	N
CUSIP #876162HX9	TX-Tarkington ISD	AAA		0.6900%	360,000	-	(621)	621	-	360,000	333,241	(24,516)	335,484	938	02/15/2026	N
CUSIP #0418265P9	TX-Arlington ISD	AAA		1.0000%	134,117	-	(1,563)	1,563	(1,218)	132,899	124,420	(8,039)	124,860	2,361	02/15/2026	N
CUSIP #006644S66	TX-Addison Taxable	AAA		0.8200%	351,154	-	(875)	875	(154)	351,000	326,568	(22,507)	328,493	1,322	02/15/2026	N
CUSIP #492062HM9	TX-Kerens ISD	AAA		1.0900%	273,173	-	(3,188)	3,188	(2,426)	270,747	255,439	(16,224)	254,523	4,817	02/15/2026	N
CUSIP #116405VF5	TX-Brownsville	AA		5.0600%	562,020	-	(2,114)	2,114	5,071	567,091	563,058	(1,057)	566,034	3,194	02/15/2026	N
CUSIP #770078CS0	VA-Roanoke	AA+		0.9000%	1,025,380	-	(7,388)	7,388	(5,049)	1,020,331	951,727	(67,531)	952,800	7,388	04/01/2026	N
CUSIP #88213ARP2	TX-A&M Univ Revs	AAA	4.9503%	4.9503%	369,884	-	(1,041)	1,041	3,549	373,433	370,240	(1,621)	371,812	532	05/15/2026	Y
CUSIP #127145LG3	UT-Cache Cnty Sch Dist	Aaa		0.8500%	1,044,274	-	(7,500)	7,500	(5,020)	1,039,254	964,400	(74,074)	965,180	1,333	06/15/2026	N
CUSIP #0882812M1	TX-Bexar Cnty Taxable	AAA		1.3250%	500,000	-	(1,656)	1,656	-	500,000	464,880	(33,010)	466,990	294	06/15/2026	N
CUSIP#882117W42	TX-A&M Univ Revs	AAA	4.6490%	4.6490%	674,866	-	(5,089)	5,089	2,794	677,660	672,770	(5,128)	672,532	10,178	07/01/2026	Y
CUSIP #534239FX1	NE-Lincoln Taxable Ltd	AAA		1.4600%	180,945	-	(1,313)	1,313	(650)	180,295	168,634	(11,570)	168,725	2,421	07/15/2026	N
CUSIP #537071VY5	TX-Little Cypress Mauriceville	AAA		1.0000%	305,430	-	(3,500)	3,500	(2,726)	302,704	281,215	(22,522)	280,112	5,833	08/01/2026	N
CUSIP #052403JE3	TX-Austin Cmnty College	AA+		1.0120%	872,427	-	(10,000)	10,000	(7,760)	864,667	800,856	(66,691)	797,976	16,667	08/01/2026	N
CUSIP #590760ST2	TX-Mesquite ISD	AAA		0.9370%	175,000	-	(410)	410	-	175,000	160,428	(13,718)	161,282	619	08/15/2026	N
CUSIP #967120J56	TX-Wichita Falls	AA		1.1090%	85,000	-	(236)	236	-	85,000	77,958	(6,624)	78,576	314	09/01/2026	N
CUSIP #052397XL5	TX-Austin Taxable Pub	AAA		0.9000%	892,103	-	(6,375)	6,375	(4,356)	887,747	819,545	(68,245)	819,532	8,500	09/01/2026	N
CUSIP #876448DY4	TX-Tarrant Regl Wtr Dist	AAA		1.4100%	433,230	-	(825)	825	701	433,931	401,390	(31,133)	402,798	1,100	09/01/2026	N
CUSIP #23542JQQ1	TX-Dallas Wtrwks & Swr Sys	AAA		1.0000%	252,108	-	(842)	842	(210)	251,898	230,965	(20,730)	231,168	842	10/01/2026	N
CUSIP #7342806X5	TX-Port Houston Auth	AA+	5.1500%	5.1500%	233,775	-	(1,406)	1,406	1,624	235,399	234,493	(274)	235,125	1,406	10/01/2026	Y
CUSIP #759136VD3	CO-Regl Transprtn Dis	AA+		3.1001%	260,528	-	(619)	619	1,402	261,930	250,030	(10,704)	251,226	413	11/01/2026	N
CUSIP #914713N73	NC-Univ at Chapel Hill	AAA		3.4302%	234,701	-	(1,517)	1,517	497	235,198	227,882	(7,908)	227,290	506	12/01/2026	N
CUSIP #44236PLR7	TX-Houston Cmnty College	AA+		3.1301%	251,866	-	(3,000)	3,000	(1,032)	250,834	242,498	(9,492)	241,342	4,533	02/15/2027	N



Collin County, Texas  
 QUARTERLY INVESTMENT REPORT  
 Quarter Ending June 30, 2024

**NON-OPERATING  
 Investment Details**

NON-OPERATING GROUP	Security Name	Rating	Yield to Call	Yield to Maturity	Beginning Book Value	Increases	Decreases	Interest Earned	Amortization/ Accretion	Ending Book Value	Beginning Market Value	Unrealized Gain / (Loss)	Ending Market Value	Accrued Interest	Maturity / Call Date	Callable
			(YTC)	(YTM)	03/31/2024			QTD	06/30/2024	03/31/2024	Market Adj	06/30/2024				
CUSIP #487694UB5	TX-Keller ISD	AAA	3.8937%		216,043	-	(2,625)	2,625	(526)	215,517	212,749	(3,932)	211,585	3,967	02/15/2027	N
CUSIP #349461BW2	TX-Forth Worth ISD	AAA	3.5262%		249,290	-	(3,000)	3,000	(808)	248,482	242,498	(6,552)	241,930	4,533	02/15/2027	N
CUSIP #232769JX8	TX-Cypress Fairbanks ISD	AAA	3.3060%		302,986	-	(3,625)	3,625	(1,131)	301,855	293,408	(10,588)	291,267	5,478	02/15/2027	N
CUSIP #9698878H4	TX-Williamson Cnty	AAA	4.6730%		510,354	-	(1,302)	1,302	4,755	515,109	510,336	(3,349)	511,760	1,968	02/15/2027	N
CUSIP#232769JX8 #2	TX-Cypress Fairbanks ISD	AAA	4.4028%		228,504	-	(2,813)	2,813	(305)	228,199	227,644	(2,216)	225,983	4,250	02/15/2027	N
CUSIP #487694UB5 #2	TX-Keller ISD	AAA	4.6203%		116,142	-	(1,438)	1,438	(100)	116,042	116,505	(174)	115,868	2,172	02/15/2027	N
CUSIP #876443RG9	TX-Tarrant Regl Wtr Dist	AAA	3.2502%		399,983	-	(1,971)	1,971	1,287	401,270	385,294	(16,175)	385,095	2,628	03/01/2027	N
CUSIP #795574ZY1	UT-Salt Lake City	Aaa	4.8892%		874,509	-	(10,813)	10,813	(741)	873,768	878,174	314	874,082	1,922	06/15/2027	N
CUSIP #01170RQS4	AK-Alaska Housing Finance Co.	AA+	4.8510%		251,627	-	(3,032)	3,032	(98)	251,529	250,760	(1,089)	250,440	5,053	06/01/2028	N
CUSIP #971697JL2	NC-City of Wilmington	AA+	4.5206%		250,649	-	(1,018)	1,018	1,922	252,571	248,361	(3,262)	249,309	339	06/01/2027	N
CUSIP #160075WG8	NC-Charleston County School Dist.	AA	4.7210%	4.7212%	1,002,379	-	(12,000)	12,000	(179)	1,002,200	1,002,770	(8,890)	993,310	20,000	08/01/2024	Y
CUSIP #67919PPV9	OK-Oklahoma Water Resource	AAA	4.2670%		232,208	-	(1,444)	1,444	1,111	233,319	230,023	(3,717)	229,602	1,444	04/01/2028	N
CUSIP #4511527F3	ID-Idaho Bond Bank Authority	Aa1	4.4770%		254,139	-	(3,125)	3,125	(299)	253,840	253,295	(1,813)	252,027	3,681	08/01/2024	Y
CUSIP #1806054JW3	OK-Cleveland County ISD	Aa2	4.4270%		843,347	-	(9,031)	9,031	338	843,685	845,334	(2,508)	841,177	12,042	03/01/2029	N
CUSIP #564386TB6	TX-Mansfield ISD	Aaa	2.2241%		89,279	-	(1,063)	1,063	(572)	88,707	85,297	(3,735)	84,972	1,606	02/15/2026	N
CUSIP #564386SV3	TX-Mansfield ISD	Aaa	2.2241%		5,251	-	(63)	63	(33)	5,218	5,006	(227)	4,991	94	02/15/2016	N
CUSIP #481305KF6	TX-Judson ISD	Aaa	1.0980%		178,793	-	(549)	549	1,872	180,665	181,238	1,375	182,040	915	02/01/2027	N
CUSIP #127145LH1	UT-Cache Cnty Sch Dist	Aaa	3.0000%		560,632	-	(4,463)	4,463	2,681	563,313	567,576	4,037	567,350	793	06/15/2027	N
CUSIP #486063G61	TX-Katy ISD	Aa1	3.0000%		245,599	-	(1,875)	1,875	1,261	246,860	245,490	(315)	246,545	2,833	02/15/2025	N
CUSIP #928173DM2	VA-Virginia Public Bldg. Authority	Aa1	4.7790%		-	1,000,720	(2,533)	2,533	(9)	1,000,711	-	(2,601)	998,110	2,533	08/01/2028	N
CUSIP #815853YK6	TX-Seguin ISD	Aaa	0.6300%		-	359,705	(2,262)	2,262	(1,873)	357,832	-	(17,893)	339,939	5,213	08/15/2025	N
CUSIP #815853YL4	TX-Seguin ISD	Aaa	0.6300%		-	682,919	(4,294)	4,294	(3,558)	679,361	-	(33,184)	646,177	9,898	08/15/2025	N
CUSIP #347622CY6	FL-City of Ft. Lauderdale	Aa1	4.4810%		-	655,365	(1,500)	1,500	2,558	657,923	-	(1,441)	656,482	6,000	01/01/2029	N
CUSIP #010268CQ1	AL-Alabama Hwy Financial Auth.	Aa2	4.4670%		-	665,220	(1,619)	1,619	2,469	667,689	-	(932)	666,757	4,318	09/01/2028	Y
CUSIP #44236PLT3	TX-Houston Cmnty College	Aaa	4.4730%		-	404,424	(1,111)	1,111	(53)	404,371	-	2,557	406,928	7,556	02/15/2029	N
					31,990,968	3,768,353	(3,942,286)	254,663	(41,619)	32,030,079	31,030,043	(885,991)	31,144,088	341,716		
	<b>TOTAL NON-OPERATING INVESTMENTS</b>				<b>216,246,127</b>	<b>24,255,253</b>	<b>(35,155,569)</b>	<b>1,981,460</b>	<b>8,910</b>	<b>207,336,181</b>	<b>213,369,938</b>	<b>(2,500,893)</b>	<b>204,835,288</b>	<b>1,649,265</b>		



Collin County, Texas  
**QUARTERLY INVESTMENT REPORT**  
 Quarter Ending June 30, 2024

**NON-OPERATING**  
**Schedule of Investments by Fund**

Fund Number (MUNIS)	Fund Name	Book Value 06/30/2024	Interest Earned YTD	% of Total Invested
<b><u>General Funds</u></b>				
0001	General	132,345,673	4,031,852	64.6108%
0499	Permanent Improvements	9,425,082	232,689	4.6013%
		141,770,755	4,264,541	69.2121%
<b><u>Special Revenue Funds</u></b>				
1010	Road and Bridge	50,347,071	1,242,982	24.5793%
		50,347,071	1,242,982	24.5793%
<b><u>Grant Funds</u></b>				
2132	ARPA	10,953,109	270,413 ***	5.3473%
		10,953,109	270,413	5.3473%
<b><u>Debt Service Funds</u></b>				
3001	Debt Service Fund	1,764,353	43,559	0.8614%
		1,764,353	43,559	0.8614%
	SubTotal Non-Operating Investments	204,835,288	5,821,495	100.0000%
<b><u>Market Adjustment *</u></b>				
	Federal Agency Bonds	(1,614,902)		
	Municipal Bonds	(885,991)		
		(2,500,893)		
<i>Market Adjustments are calculated using Market Values as shown on ANB Statements</i>				
<b>Total Book Value as of 06/30/2024</b>		<b>207,336,181</b>		
<b><u>Fiduciary-Agency-Custodial Funds</u></b>				
7031	County Clerk - Trust	3,903,995		
7036	District Clerk - Trust	2,528,050		
7080	Tax Assessor/Collector	4,567,225		
		10,999,270		
	Total Consolidated Book Value (Excluding Market Adjustment)	218,335,451		

**Notes**

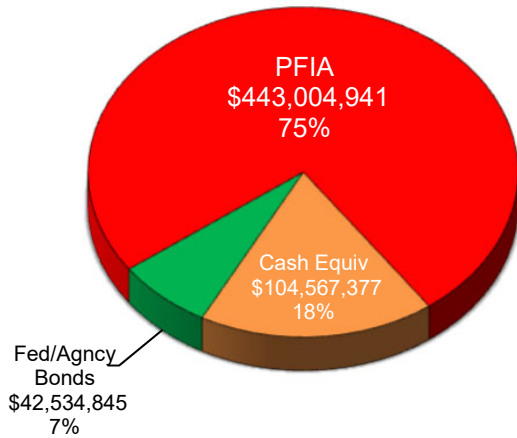
\*\*\* Interest is re-allocated to deferred revenue



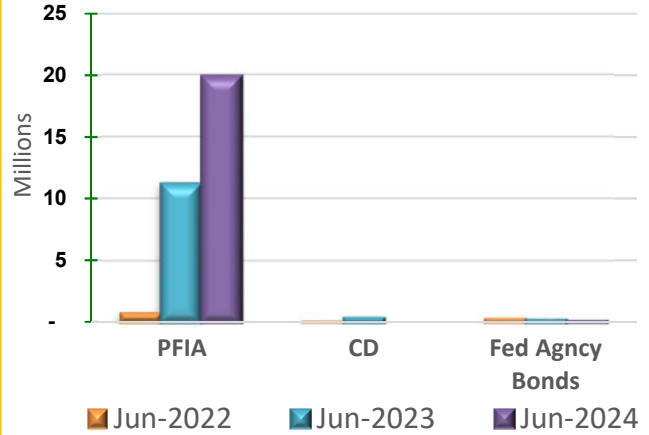
Collin County, Texas  
 QUARTERLY INVESTMENT REPORT  
 Quarter Ending June 30, 2024

**CAPITAL PROJECTS GROUP**

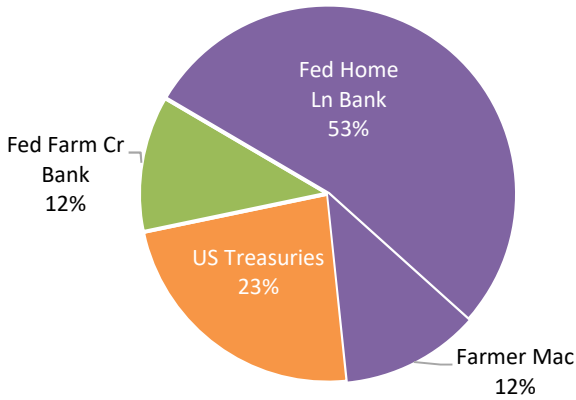
**Capital Projects Investments by SecurityType**



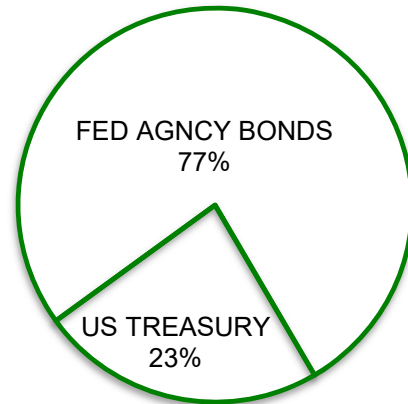
**Capital Projects YTD Interest Earnings**



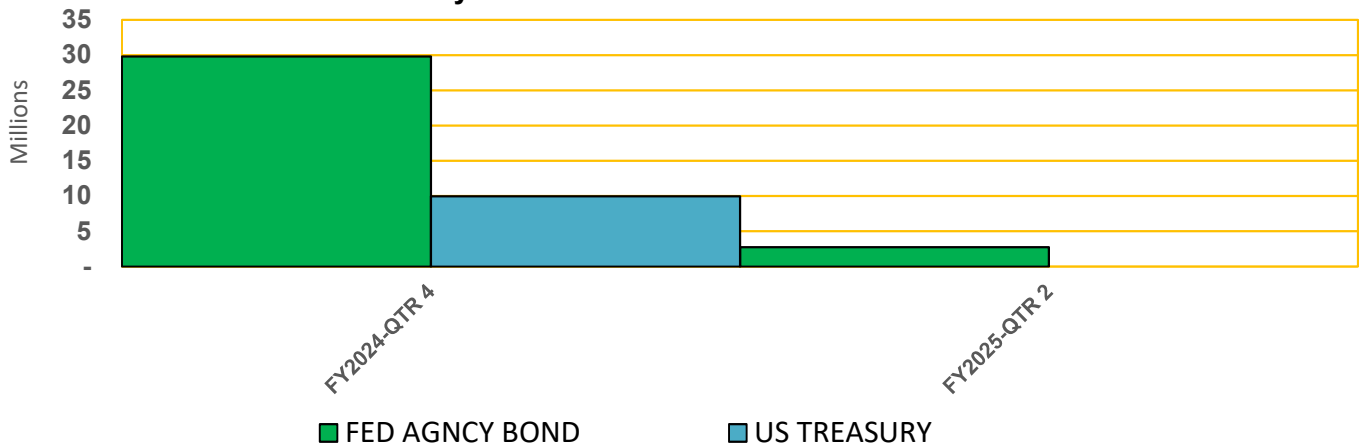
**Federal Agency Bonds Breakdown by Issuer**



**Federal Agency Bonds Breakdown by Type**



**Capital Projects Federal Agencies & US Treasuries Maturity Distribution Schedule**





Collin County, Texas  
 QUARTERLY INVESTMENT REPORT  
 Quarter Ending June 30, 2024

**CAPITAL PROJECTS**  
**Investment Details**

CAPITAL PROJECTS GROUP		Security Name	Rating	Yield to Call	Yield to Maturity	Beginning Book Value	Increases	Decreases	Interest Earned	Amortization/ Accretion	Ending Book Value	Beginning Market Value	Unrealized Gain / (Loss)	Ending Market Value	Accrued Interest	Maturity / Call Date	Callable
				(YTC)	(YTM)	03/31/2024			QTD		06/30/2024	03/31/2024	Market Adj	06/30/2024			
<b>PFIA Investment Pools</b>																	
		TexPool			5.3141%	3,777,576	-	-	50,270	-	3,827,846	3,777,576	-	3,827,846	-	N/A	N/A
		TexSTAR			5.3087%	1,477,521	3,406,000	-	25,107	-	4,908,628	1,477,521	-	4,908,628	-	N/A	N/A
		Texas CLASS			5.4305%	120,821,775	-	-	1,641,389	-	122,463,164	120,821,775	-	122,463,164	-	N/A	N/A
		LOGIC			5.4286%	244,425,377	-	(14,726,000)	3,191,485	-	232,890,862	244,425,377	-	232,890,862	-	N/A	N/A
		Texas RANGE DL			5.3000%	40,541,574	-	-	536,884	-	41,078,458	40,541,574	-	41,078,458	-	N/A	N/A
		Texas FIT			5.2472%	37,346,062	-	-	489,921	-	37,835,983	37,346,062	-	37,835,983	-	N/A	N/A
						<b>448,389,885</b>	<b>3,406,000</b>	<b>(14,726,000)</b>	<b>5,935,056</b>	<b>-</b>	<b>443,004,941</b>	<b>448,389,885</b>	<b>-</b>	<b>443,004,941</b>	<b>-</b>		
<b>Cash Equivalent Investments</b>																	
		American National Bank															
		Custody Cash Holdings			4.8867%	42,395,986	5,344	-	523,989	-	42,925,319	42,395,987	-	42,925,319	172,261	N/A	N/A
		Farmer's Bank & Trust															
		IntraFi Network Deposits			5.4200%	60,815,116.00	-	-	826,942	-	61,642,058	60,815,116.00	-	61,642,058	-	N/A	N/A
						<b>103,211,102</b>	<b>5,344</b>	<b>-</b>	<b>1,350,931</b>	<b>-</b>	<b>104,567,377</b>	<b>103,211,103</b>	<b>-</b>	<b>104,567,377</b>	<b>172,261</b>		
<b>Federal/Agency Bonds</b>																	
		American National Bank															
		CUSIP #3133EMV25	Fed Farm Cr Bank	AA+	0.3240%	5,001,949	-	(5,625)	5,625	(1,566)	5,000,383	4,926,455	(15,700)	4,984,683	9,875	07/23/2024	N
		CUSIP #3130AGWK7	Fed Home Ln Bank	AA+	0.2670%	5,022,838	-	(18,750)	18,750	(15,340)	5,007,498	4,929,564	(32,095)	4,975,403	28,333	08/15/2024	N
		CUSIP #313422XLF7	Farmer Mac	NR	0.3700%	5,000,000	-	(4,625)	4,625	-	5,000,000	4,907,943	(35,259)	4,964,741	6,732	08/20/2024	N
		CUSIP #3130ANK25	Fed Home Ln Bank	AA+	0.4100%	5,000,000	-	(5,125)	5,125	-	5,000,000	4,897,503	(40,428)	4,959,572	7,118	08/26/2024	Y
		CUSIP #3130ANKQ2	Fed Home Ln Bank	AA+	0.4300%	10,000,000	-	(10,750)	10,750	-	10,000,000	9,795,801	(80,558)	9,919,442	14,931	08/26/2024	Y
		CUSIP #3130ANK66	Fed Home Ln Bank	AA+	0.3623%	2,850,000	-	(5,690)	5,690	-	2,850,000	2,746,340	(74,489)	2,775,511	2,424	02/26/2025	Y
						<b>32,874,787</b>	<b>-</b>	<b>(50,565)</b>	<b>50,565</b>	<b>(16,906)</b>	<b>32,857,881</b>	<b>32,203,606</b>	<b>(278,529)</b>	<b>32,579,352</b>	<b>69,413</b>		
<b>Unites States Treasuries</b>																	
		CUSIP # 91282CCL3 #2	US Treasury	NR	0.3110%	5,000,914	-	(4,688)	4,688	(793)	5,000,121	4,929,248	(9,667)	4,990,454	8,654	07/15/2024	N
		CUSIP # 912828YE4	US Treasury	NR	0.3257%	5,019,114	-	(15,455)	15,455	(11,443)	5,007,671	4,917,236	(42,632)	4,965,039	20,890	08/31/2024	N
						<b>10,020,028</b>	<b>-</b>	<b>(20,143)</b>	<b>20,143</b>	<b>(12,236)</b>	<b>10,007,792</b>	<b>9,846,484</b>	<b>(52,299)</b>	<b>9,955,493</b>	<b>29,544</b>		
		Total Federal/Agency Bonds & US Treasuries				<b>42,894,815</b>	<b>-</b>	<b>(70,708)</b>	<b>70,708</b>	<b>(29,142)</b>	<b>42,865,673</b>	<b>42,050,090</b>	<b>(330,828)</b>	<b>42,534,845</b>	<b>98,957</b>		
		<b>TOTAL CAPITAL PROJECTS INVESTMENTS</b>				<b>594,495,802</b>	<b>3,411,344</b>	<b>(14,796,708)</b>	<b>7,356,695</b>	<b>(29,142)</b>	<b>590,437,991</b>	<b>593,651,078</b>	<b>(330,828)</b>	<b>590,107,163</b>	<b>271,218</b>		



Collin County, Texas  
**QUARTERLY INVESTMENT REPORT**  
 Quarter Ending June 30, 2024

**CAPITAL PROJECTS**

Fund Number (MUNIS)	Fund Name	Book Value 06/30/2024	Interest Earned YTD	% of Total Invested
<b><u>Capital Project Funds</u></b>				
<b><u>Permanent Improvement Bonds</u></b>				
4002	Ltd Tax Perm Imp 2000	23	1	0.0000%
4003	Lmtd Tax P/I Series '01	90,495	3,357	0.0153%
4004	Ltd Tax Perm Imp 2002	236,787	11,463	0.0401%
4005	Ltd Tax Perm Imp 2004	7,817	309	0.0013%
4006	Lmtd Tax Perm Imp 2005	16,321	643	0.0028%
4007	Lmtd Tax Perm Imp Bds '06	11,380	422	0.0019%
4008	Ltd Tax Perm Imp 2007	12	-	0.0000%
4009	Ltd TX PI 2008 07Proj	17,937	665	0.0030%
4010	LTD TAX PI 2008 03PROJ	28	1	0.0000%
4011	Ltd Tax PI Bds 2009	548,053	23,815	0.0929%
4012	Ltd TX PI BAB Bds 2009B	267,653	10,819	0.0454%
4013	Ltd Tax PI Bds 2011	25,140	933	0.0043%
4014	Ltd Tax Perm Imp 2012	117,555	4,407	0.0199%
4015	Ltd Tax Perm Imp 2013	143,761	5,404	0.0244%
4016	Ltd Tax P/I 2014	536,425	19,898	0.0909%
4017	Ltd Tax P/I 2015	340,586	13,935	0.0577%
4018	Ltd Tax P/I 2016	205,013	7,605	0.0347%
4019	LT 2019A	165,428	6,136	0.0280%
4020	LT 2019B	9,155,433	509,505	1.5515%
4021	LT 2020A	91,758,947	3,289,032	15.5495%
4022	LT 2020B	9,710,149	665,226	1.6455%
4023	LT 2020C	37,796	3,385	0.0064%
4024	LT 2021A	46,404,250	1,905,671	7.8637%
4025	LT 2021B	47,481,972	1,798,111	8.0463%
4026	LT 2021C	1,155,334	43,913	0.1958%
4027	LT 2022A	4,087,961	1,361,895	0.6927%
4028	LT 2022B	15,932,571	683,145	2.6999%
4029	LT 2022C	1,323,541	56,304	0.2243%
4030	LT 2023A	271,930,233	10,198,083	46.0815%
4031	LT 2023C	1,712,744	69,932	0.2902%
		503,421,345	20,694,015	85.3099%
<b><u>Road Bonds</u></b>				
4201	Unlmt Tax Rd Bonds 2004	362,670	14,841	0.0615%
4202	Unlmt Tax Road Bond 2005	24,060	892	0.0041%
4203	Unlmt Tax Road Bds '06	10	-	0.0000%
4204	Unltd Tax Rd Bds 2007	947,437	36,992	0.1606%
4205	Unltd Tx Rd Bds 08 03Proj	324,932	12,053	0.0551%
4206	Unltd Rd Bds 2008 07Proj	500,511	18,566	0.0848%
4207	Unltd Tax Road Bds 2009	136,079	5,208	0.0231%
4208	UNLTD TX RD BAB 2009B	213	10	0.0000%
4209	Unltd Tax Rd Bds 2011	748,841	36,575	0.1269%
4210	UNLTD TAX ROAD BD 2012	1,513,223	67,291	0.2564%
4211	Unlmt Tax Road Bond 2013	2,827,511	106,750	0.4792%
4212	Unltd Tax Road Bd 2014	13,117,767	486,591	2.2229%
4213	Unltd Tax Road Bd 2015	21,224,687	828,494	3.5968%
4214	UnLtd Tax Road Bd 2016	5,022,361	199,826	0.8511%
4215	UT 2019A	28,518,355	981,072	4.8327%
4216	UT 2019B	719,443	28,886	0.1219%
4281	Unlimited Road Bond 99	1,799,911	66,766	0.3050%
4282	Unlimited Road Bond 99A	6,441	239	0.0011%
4283	Unlimited Road Bond 00/01	255,511	9,478	0.0433%
4284	Unlimited Road Bond 95/97	170,598	6,116	0.0289%
		78,220,561	2,906,646	13.2554%



Collin County, Texas  
**QUARTERLY INVESTMENT REPORT**  
 Quarter Ending June 30, 2024

**CAPITAL PROJECTS**

Fund Number (MUNIS)	Fund Name	Book Value 06/30/2024	Interest Earned YTD	% of Total Invested
------------------------	-----------	--------------------------	------------------------	------------------------

**Tax Notes**

4401	Tax Notes 2006	1,667,127	64,055	0.2825%
4402	Capital Improvement TN 01	561,115	22,439	0.0951%
4403	Capital Imp T/N 01A	208,980	7,752	0.0354%
4404	Tax Notes Series 2002	1,279,409	47,458	0.2168%
4405	Tax Notes Series 2004	1,451,859	71,037	0.2460%
4406	Tax Notes 2018	3,296,767	122,387	0.5587%
		8,465,257	335,128	1.4345%

SubTotal Capital Projects Investments	590,107,163	23,935,789	100.0000%
---------------------------------------	-------------	------------	-----------

**Market Adjustment \***

Federal Agency Bonds	(330,828)
----------------------	-----------

*Market Adjustments are calculated using Market Values as shown on ANB Statements*

Total Book Value as of 06/30/24	590,437,991	23,935,789
---------------------------------	-------------	------------