


**Robert D. Cone**  
Collin County Auditor



**Office of the Collin County Auditor**  
2300 Bloomdale Road, Suite 3100  
McKinney, TX 75071

**Kristine Malone**  
First Assistant County Auditor

**Phone:** (972) 548-4731  
**Fax:** (972) 548-4696

---

**TO:** Commissioners Court

**FROM:** Robert D. Cone, County Auditor

**DATE:** December 15, 2025

**RE:** Investment Report – 3<sup>rd</sup> Quarter (FY2025)

---

On June 30, 2025, total invested operating, non-operating, and capital project funds of Collin County had a market value of \$1,491,048,526. As required by Collin County's Investment Policy and in accordance with Government Code 2256, all investments were made with the following objectives in order of priority. First, the safety of the principal and maintenance of adequate liquidity were given the highest consideration. Second, diversification was accomplished by investing county funds into six separate PFIA investment pools (LOGIC, Texas Class, Texas FIT, Texas RANGE, TexPool and TexSTAR), as well as by purchasing Certificates of Deposit, Fixed TERM Investments, Federal Agency Bonds, US Treasuries, Discount Notes, Municipal Bonds and other cash equivalent investments.

The weighted average maturity (WAM) for investments was 55 days, and weighted yield to maturity (YTM) was 4.209%, which compares to 64 WAM and 4.959.% YTM for prior year 3<sup>rd</sup> quarter.

During the FY2025 3<sup>rd</sup> quarter, our overnight pools and cash equivalent investments experienced a seasonal decrease from the prior quarter by \$54,500,859 due primarily to the timing of property tax receipts.

Certificates of Deposit experienced a decrease of \$7,367,859. Certificates of Deposit activity consisted of three (3) maturities, and zero (0) purchases.

Bonds experienced an increase of \$9,996,914. Bond investment activity during the quarter consisted of three (3) bonds called, seven (7) bonds matured, and seventeen (17) bonds purchased.

The total interest earned for all investments during this quarter totaled \$15,699,377.

Attached is our Collin County Quarterly Investment Report which consists of a Statement of Investment Position, a Summary Statement by Group, Investment Details, and Schedules of Investments by Fund. The 3<sup>rd</sup> Quarter Investment report was reviewed by the Collin County Investment Committee on December 15, 2025.

RDC/ab



Collin County, Texas  
**QUARTERLY INVESTMENT REPORT**  
 Quarter Ending June 30, 2025

**STATEMENT OF INVESTMENT POSITION**

The investments held in Collin County portfolio are managed in full compliance with the Public Funds Investment Act (Government Code 2256.023), and with the Investment Policy and strategy of Collin County Government.

	OPERATING GROUP			NON-OPERATING GROUP			CAPITAL PROJECTS GROUP			TOTAL PORTFOLIO		
	Prior Year Market Value 6/30/2024	Beginning Market Value 3/31/2025	Ending Market Value 6/30/2025	Prior Year Market Value 6/30/2024	Beginning Market Value 3/31/2025	Ending Market Value 6/30/2025	Prior Year Market Value 6/30/2024	Beginning Market Value 3/31/2025	Ending Market Value 6/30/2025	Prior Year Market Value 6/30/2024	Beginning Market Value 3/31/2025	Ending Market Value 6/30/2025
PFIA Investment Pools	461,285,489	466,558,662	424,271,462	804,771	834,139	843,145	443,004,941	614,907,461	608,345,024	905,095,201	1,082,300,262	1,033,459,631
Cash Equivalent Investments	46,584,495	48,332,847	48,865,454	59,843,307	99,653,932	91,885,666	104,567,377	152,282,817	153,859,008	210,995,179	300,269,596	294,610,128
Certificates of Deposit	-	-	-	15,948,063	30,354,111	22,986,252	-	-	-	15,948,063	30,354,111	22,986,252
Federal/Agency Bonds				97,095,059	67,906,974	75,979,643	42,534,845	-	-	139,629,904	67,906,974	75,979,643
Municipal Bonds				31,144,088	30,979,287	32,903,532				31,144,088	30,979,287	32,903,532
<b>TOTALS</b>	<b>507,869,984</b>	<b>514,891,509</b>	<b>473,136,916</b>	<b>204,835,288</b>	<b>229,728,443</b>	<b>224,598,238</b>	<b>590,107,163</b>	<b>767,190,278</b>	<b>762,204,032</b>	<b>1,302,812,435</b>	<b>1,511,810,230</b>	<b>1,459,939,186</b>

Annualized Yield	5.386%	4.443%	4.371%	3.666%	3.745%	3.575%	5.004%	4.410%	4.341%	4.941%	4.322%	4.232%
Weighted Yield To Call	5.381%	4.438%	4.373%	3.870%	3.466%	3.181%	5.000%	4.407%	4.342%	4.969%	4.274%	4.173%
Weighted Yield To Maturity	5.381%	4.438%	4.373%	3.808%	3.612%	3.413%	5.000%	4.407%	4.342%	4.959%	4.297%	4.209%
Weighted Average Maturity (Days)	1	1	1	390	339	349	5	1	1	64	53	55

In accordance with Government Code 2256.005 Sections f-I, The Investment Officers of Collin County are required to:

- (1) Disclose a personal business relationship with a business organization offering to sell investments to the organization; and,
- (2) Disclose whether he/she is related within the second degree by affinity of consanguinity to an individual seeking to sell an investment to the entity;

Authorized By Investment Officers:

  
 Robert D. Cone, County Auditor Date

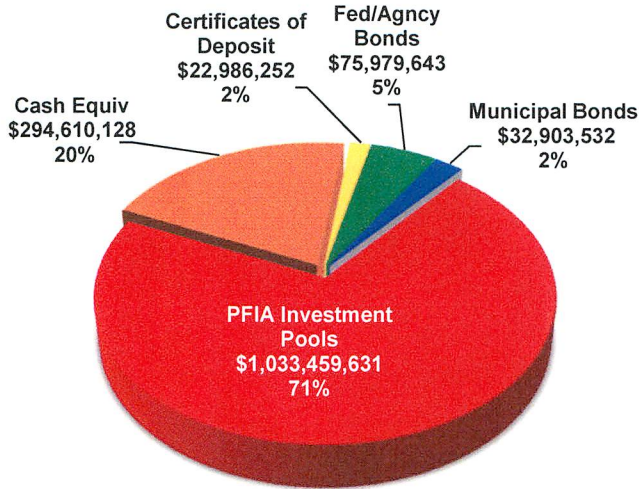
  
 Monika Arris, Budget Director Date



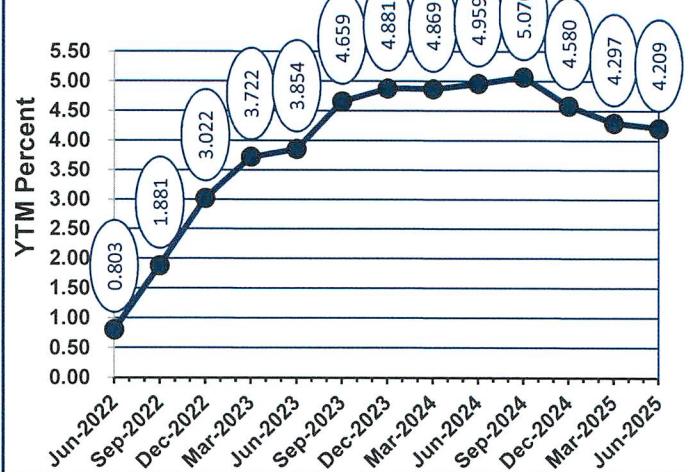
Collin County, Texas  
 QUARTERLY INVESTMENT REPORT  
 Quarter Ending June 30, 2025

**TOTAL PORTFOLIO**

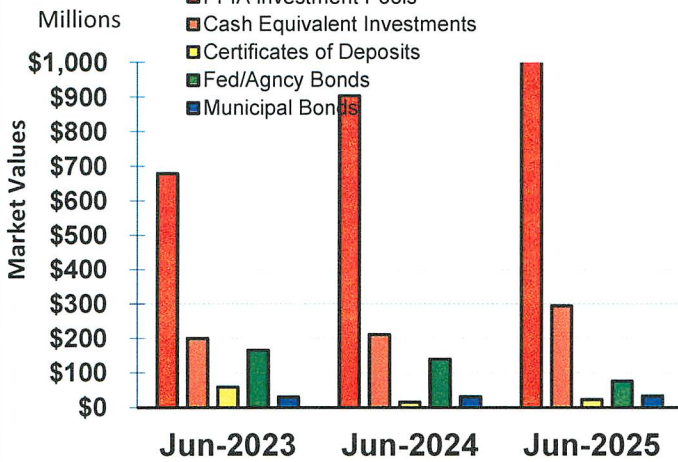
**Portfolio Composition by Type**



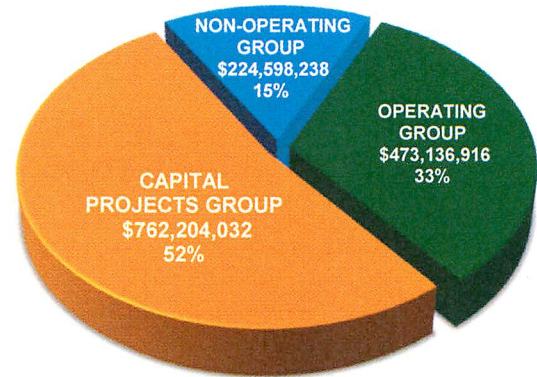
**Portfolio Weighted YTM 3 Year Trend**



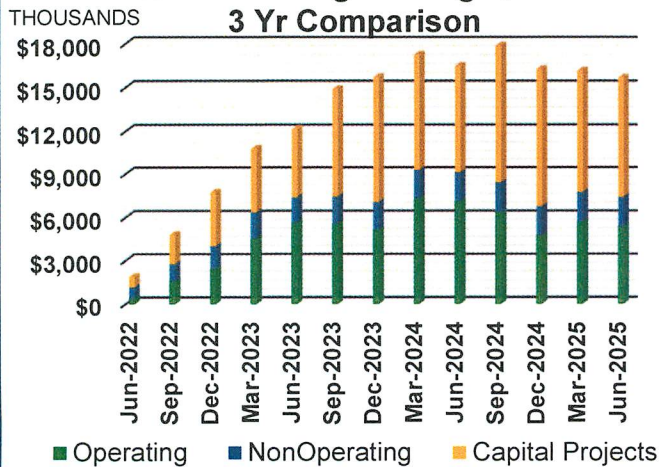
**Portfolio Position by Type 3 Yr Comparison**



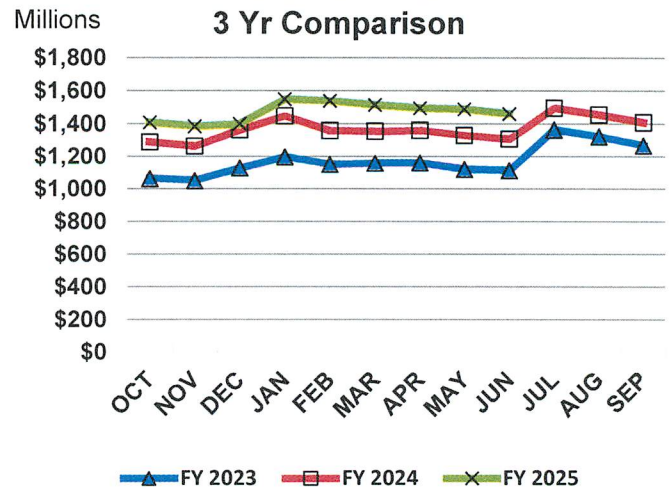
**Portfolio Composition by Investment Pool Group at Qtr End**



**Interest Earnings during Quarter 3 Yr Comparison**



**Total Portfolio 3 Yr Comparison**





Collin County, Texas  
**QUARTERLY INVESTMENT REPORT**  
 Quarter Ending June 30, 2025

**TOTAL PORTFOLIO**  
**Summary Statement by Pooled Fund Group**

Description	Ending Market Value	Percentage of Portfolio	Avg Monthly Yields Apr-2025	Avg Monthly Yields May-2025	Avg Monthly Yields Jun-2025
TexPool	47,836,422	3.2766%	4.3355%	4.3077%	4.2970%
TexSTAR	84,794,142	5.8081%	4.3288%	4.2954%	4.2843%
Texas CLASS	410,341,836	28.1066%	4.4440%	4.4187%	4.4440%
LOGIC	317,271,879	21.7319%	4.4512%	4.4223%	4.4108%
Texas RANGE	112,360,749	7.6963%	4.3400%	4.3100%	4.2900%
Texas FIT	60,854,603	4.1683%	4.2100%	4.2600%	4.2300%
ICS American National Bank	48,865,454	3.3471%	4.4000%	4.4000%	4.3800%
ICS Farmer's Bank & Trust	64,668,543	4.4295%	4.4200%	4.3800%	4.4500%
CE American National Bank-CUS	179,298,202	12.2812%	3.8500%	3.8400%	3.8500%
CE American National Bank-SEA	1,777,929	0.1218%	4.2500%	4.2400%	4.2500%
* Certificates of Deposit	22,986,252	1.5745%	3.7062%	3.7062%	3.7062%
* Federal Agency Bonds	63,410,404	4.3434%	3.5191%	3.5191%	3.5191%
* US Treasuries	12,569,239	0.8609%	4.0141%	4.0141%	4.0141%
* Municipal Bonds	32,903,532	2.2538%	3.1123%	3.1123%	3.1123%
	<b>1,459,939,186</b>	<b>100.0000%</b>	<b>4.0987%</b>	<b>4.0876%</b>	<b>4.0884%</b>

*\* Avg Monthly Yields are calculated by averaging YTM. Since Collin County Investment Policy maximum term limit is five years, yields may include rates from 06/30/2020 - 06/30/2025.*

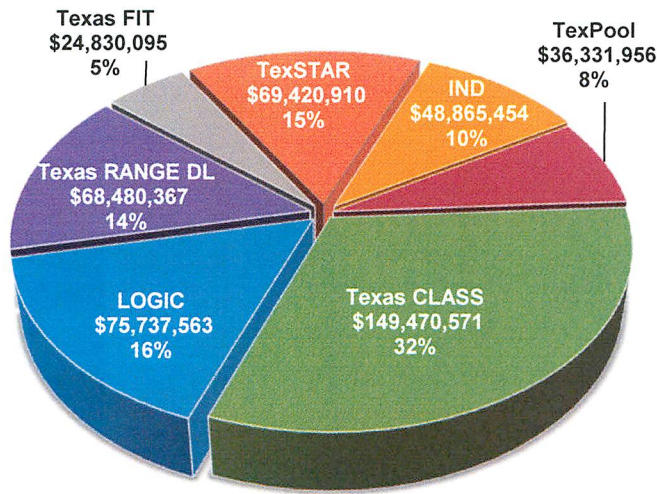
POOLED FUND GROUP	Beginning Book Value 03/31/2025	Increases	Decreases	Interest Earned QTD	Amortization / Accretion	Ending Book Value 06/30/2025	Beginning Market Value 03/31/2025	Unrealized Gain / (Loss) Market Adj	Ending Market Value 06/30/2025	Accrued Interest 06/30/2025
<b>Operating Group</b>										
PFIA Investment Pools	466,558,662	6,316,000	(53,493,000)	4,889,800	-	424,271,462	466,558,662	-	424,271,462	-
Cash Equivalent Investments	48,332,847	-	-	532,607	-	48,865,454	48,332,847	-	48,865,454	-
Sub-Total	514,891,509	6,316,000	(53,493,000)	5,422,407	-	473,136,916	514,891,509	-	473,136,916	-
<b>Non-Operating Group</b>										
PFIA Investment Pools	834,139	-	-	9,006	-	843,145	843,079	-	843,145	-
Cash Equivalent Investments	99,653,932	16,205,278	(24,872,346)	898,802	-	91,885,666	115,385,957	-	91,885,666	290,037
Certificates of Deposit	30,354,111	-	(7,653,471)	285,612	-	22,986,252	30,354,111	-	22,986,252	-
Federal/Agency Bonds	68,280,421	21,921,820	(14,874,482)	552,561	69,740	75,950,061	67,906,974	29,582	75,979,643	539,888
Municipal Bonds	31,195,331	3,486,452	(2,015,234)	267,010	(3,490)	32,930,074	30,979,287	(26,542)	32,903,532	338,702
Sub-Total	230,317,934	41,613,550	(49,415,533)	2,012,991	66,250	224,595,198	245,469,408	3,040	224,598,238	1,168,627
<b>Capital Projects Group</b>										
PFIA Investment Pools	614,907,461	-	(13,261,000)	6,698,563	-	608,345,024	614,907,461	-	608,345,024	-
Cash Equivalent Investments	152,282,817	10,775	-	1,565,416	-	153,859,008	152,282,817	-	153,859,008	281,581
Federal/Agency Bonds	-	-	-	-	-	-	-	-	-	-
Sub-Total	767,190,278	10,775	(13,261,000)	8,263,979	-	762,204,032	767,190,278	-	762,204,032	281,581
<b>Grand Totals:</b>	<b>1,512,399,721</b>	<b>47,940,325</b>	<b>(116,169,533)</b>	<b>15,699,377</b>	<b>66,250</b>	<b>1,459,936,146</b>	<b>1,527,551,195</b>	<b>3,040</b>	<b>1,459,939,186</b>	<b>1,450,208</b>



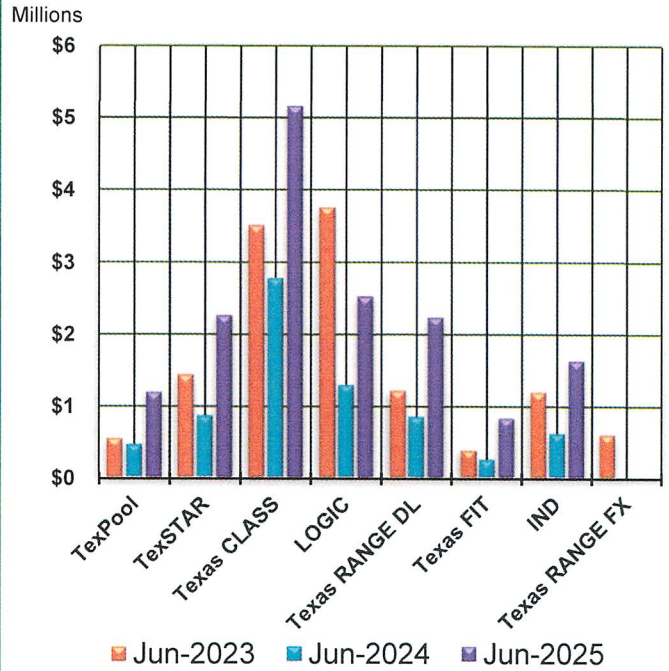
Collin County, Texas  
 QUARTERLY INVESTMENT REPORT  
 Quarter Ending June 30, 2025

**OPERATING GROUP**

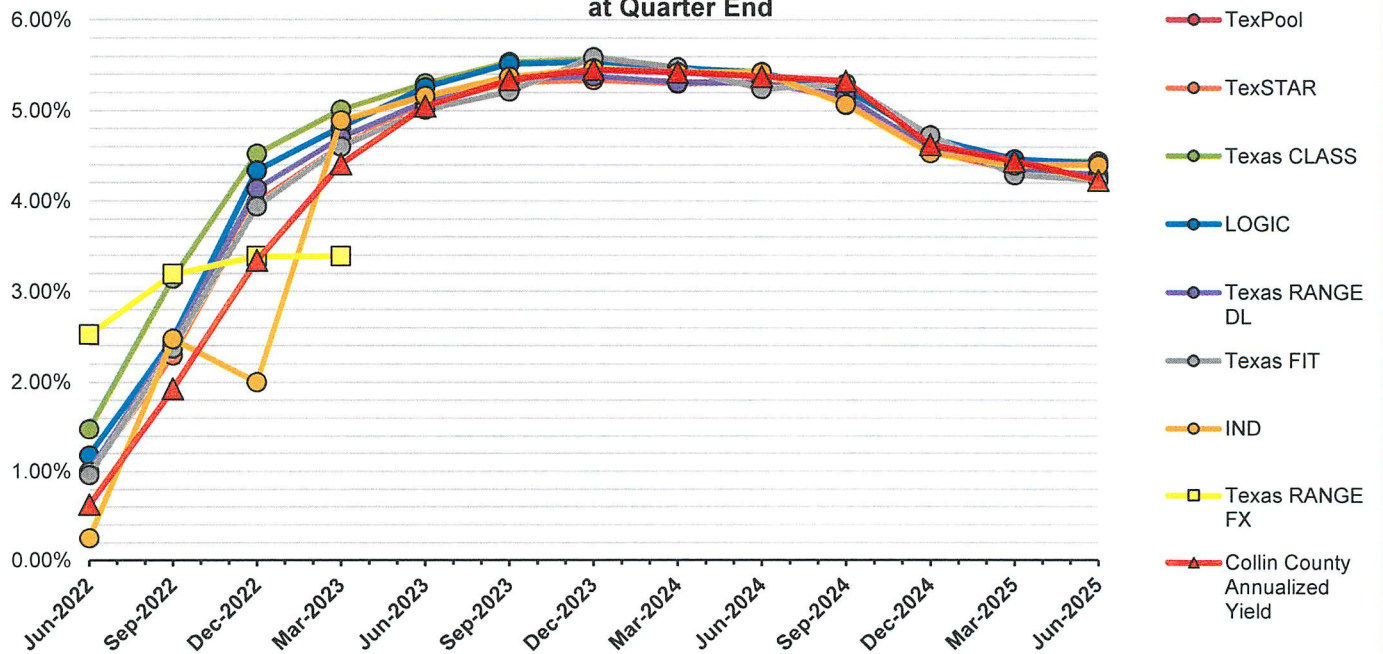
**Operating Investments by Type at Quarter End**



**Operating Investments YTD Interest Earnings Comparison at Quarter End**



**Operating Investments Yields Comparison at Quarter End**





Collin County, Texas  
**QUARTERLY INVESTMENT REPORT**  
 Quarter Ending June 30, 2025

**OPERATING**  
**Investment Details**

<u>OPERATING GROUP</u>	Yield to Maturity  (YTM)	Beginning Book Value  03/31/2025	Increases	Decreases	Interest Earned  QTD	Ending Book Value  06/30/2025	Beginning Market Value  03/31/2025	Ending Market Value  06/30/2025	Accrued Interest	Maturity Date
<u>PFIA Investment Pools</u>										
TexPool	4.3134%	36,157,795	-	(215,000)	389,161	36,331,956	36,157,795	36,331,956	-	N/A
TexSTAR	4.3028%	68,681,525	-	-	739,385	69,420,910	68,681,525	69,420,910	-	N/A
Texas CLASS	4.4356%	192,956,203	-	(45,373,000)	1,887,368	149,470,571	192,956,203	149,470,571	-	N/A
LOGIC	4.4281%	70,132,135	4,797,000	-	808,428	75,737,563	70,132,135	75,737,563	-	N/A
Texas RANGE DL	4.3133%	67,748,887	-	-	731,480	68,480,367	67,748,887	68,480,367	-	N/A
Texas FIT	4.2333%	30,882,117	1,519,000	(7,905,000)	333,978	24,830,095	30,882,117	24,830,095	-	N/A
		<b>466,558,662</b>	<b>6,316,000</b>	<b>(53,493,000)</b>	<b>4,889,800</b>	<b>424,271,462</b>	<b>466,558,662</b>	<b>424,271,462</b>	<b>-</b>	
<u>Cash Equivalent Investments</u>										
American National Bank										
IntraFi Network Deposits	4.3933%	48,332,847	-	-	532,607	48,865,454	48,332,847	48,865,454	-	N/A
		<b>48,332,847</b>	<b>-</b>	<b>-</b>	<b>532,607</b>	<b>48,865,454</b>	<b>48,332,847</b>	<b>48,865,454</b>	<b>-</b>	
<b>TOTAL OPERATING INVESTMENTS</b>		<b>514,891,509</b>	<b>6,316,000</b>	<b>(53,493,000)</b>	<b>5,422,407</b>	<b>473,136,916</b>	<b>514,891,509</b>	<b>473,136,916</b>	<b>-</b>	



Collin County, Texas  
**QUARTERLY INVESTMENT REPORT**  
 Quarter Ending June 30, 2025

## OPERATING

### Schedule of Investments by Fund

Fund Number (MUNIS)	Fund Name	Book Value 06/30/2025	Interest Earned YTD	% of Total Invested
<b><u>General Funds</u></b>				
0001	General	195,012,927	11,952,443	41.2170%
0002	Housing Finance Corp	635,484	19,902	0.1343%
0003	Records Archive Fund	17,832,258	-	*
0005	Dis Cts Rec Tech Fund	612,470	-	*
0499	Permanent Improvements	8,144,272	274,738	1.7213%
		222,237,411	12,247,083	46.9709%
<b><u>Special Revenue Funds</u></b>				
0029	Courthouse Security	883,977	-	*
1010	Road and Bridge	37,518,498	947,165	7.9297%
1011	Farm and Market	25,009	833	0.0053%
1012	Lateral Road	1,627,702	54,027	0.3440%
1013	Judicial Appellate	474,887	16,730	0.1004%
1015	Court Reporters	655,333	-	*
1021	Law Library	5,029,381	-	*
1025	Co Clrk Rec Mgmt & Pres	15,536,497	-	*
1026	Dist Clrk Rec Mgmt & Pres	1,262,399	-	*
1028	Justice Court Tech Fund	726,677	-	*
1031	Economic Development 2001	770,055	26,955	0.1628%
1033	Contract Elections	4,798,991	135,220	1.0143%
1036	Sheriff Forfeiture	30,579	1,019	0.0065%
1037	DA State Forfeiture	1,427,331	46,541	0.3017%
1038	DA Service Fee	244,790	-	*
1039	Meyers Park Foundation	1,289	43	0.0003%
1040	Health Care Foundation	5,952,484	230,850	1.2581%
1041	Local Provider Participation Funds	128,497	4,282	0.0272%
1044	County Rec Mgmt & Pres	943,651	-	*
1045	District Rec Mgmt & Pres	229,114	7,634	*
1046	Juvenile Case Manager Fnd	474,262	-	*
1047	Court Initiated Guardnshp	753,270	-	*
1048	Alternative Dispute Resolution	325,389	4,389	*
1049	DA Pretrial Intervtn Prg	1,079,135	-	*
1050	Specialty Court	258,202	-	*
1051	SCAAP	3,324	306	0.0007%
1052	Cty Crts Technology Fund	749,884	-	*
1053	Dis Cts Technology Fund	748,054	-	*
1054	Probate Contributions Fnd	824,522	27,886	0.1743%
1055	CCLC Court Rec Presrvtn	688,066	-	*
1056	Dis Clrk Crt Rec Presrvtn	482,466	-	*
1057	DA Apportionment	104,313	3,747	0.0220%
1058	Justice Crt Bldg Security	308,442	-	*
1060	DA Federal Treasury Forf	1,924,324	64,120	0.4067%
1062	Truancy Prevention and Diversion Special Revenue	291,028	9,697	0.0615%
1065	Sheriff Forfeiture Fed	68,446	2,095	0.0145%
1066	SO Treasury Forfeiture	291,375	7,209	0.0616%
1067	Trails Blue Ridge Sp Rd Dist	324,594	9,421	0.0686%
1068	Court Facility Fee Fund	1,334,832	39,125	0.2821%
1069	Opioid Abatement	436,450	5,522	0.0922%
1998	Veterans Court	27,584	1,007	0.0058%
		89,765,103	1,645,823	18.9723%



Collin County, Texas  
**QUARTERLY INVESTMENT REPORT**  
 Quarter Ending June 30, 2025

## OPERATING

### Schedule of Investments by Fund

Fund Number (MUNIS)	Fund Name	Book Value 06/30/2025	Interest Earned YTD	***	% of Total Invested
<b><u>Grant Funds</u></b>					
2132	ARPA	111,844,512	404,291	***	23.6389%
2198	LEOSE Education	151,825	3,522		0.0321%
2586	RTR Frontier Parkway	53,887	-	***	0.0114%
		112,050,224	407,813		23.6824%
<b><u>Debt Service Fund</u></b>					
3001	Debt Service Fund	20,361,349	703,162		4.3035%
		20,361,349	703,162		4.3035%
<b><u>Internal Service Funds</u></b>					
5501	Liability Insurance	11,796,884	406,094		2.4933%
5502	Workers' Compensation Ins	7,980,920	267,620		1.6868%
5504	Unemployment Insurance	1,684,892	55,254		0.3561%
5505	Insurance Claim	4,477	13,406		0.0009%
5601	Flexible Benefit	156,469	-	**	0.0331%
5990	Animal Safety Fund	2,622,294	76,999		0.5542%
		24,245,936	819,373		5.1244%
<b><u>Other Funds</u></b>					
5999	CC Toll Road Authority	121,208	16,411		0.0256%
6050	Judicial District	3,058,137	80,276		0.6464%
7001	State Fees Agency	710,770	-	*	0.1502%
7002	Unclaimed Holdings	586,778	-	*	0.1240%
		4,476,893	96,687		0.9462%
	<b>Total Operating Investments</b>	<b>473,136,916</b>	<b>15,919,941</b>		<b>100.0000%</b>
	<b>Total Book Value as of 06/30/25</b>	<b>473,136,916</b>	<b>15,919,941</b>		

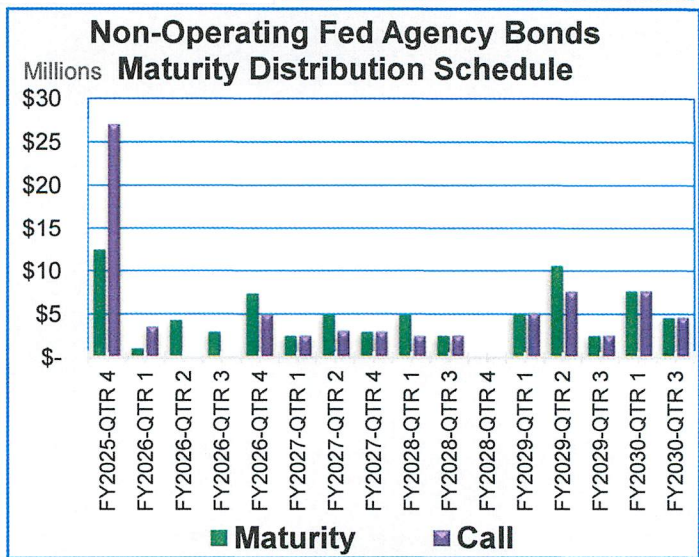
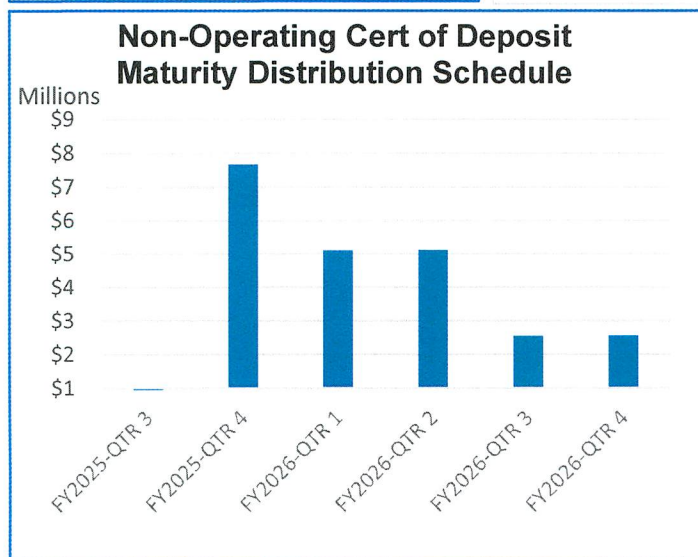
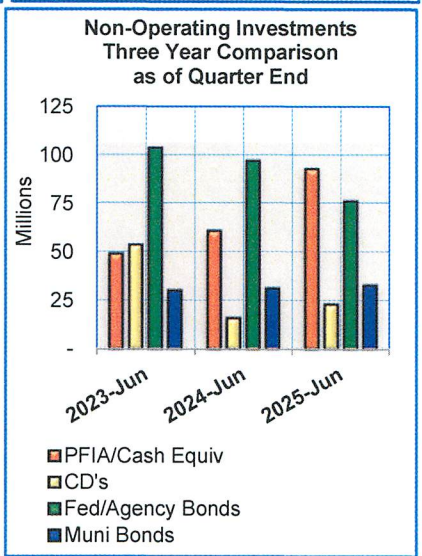
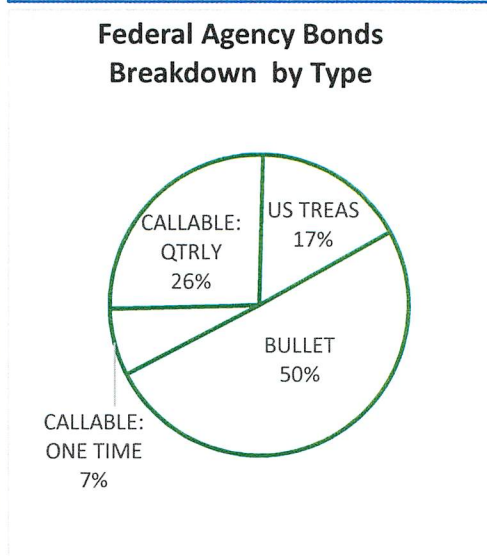
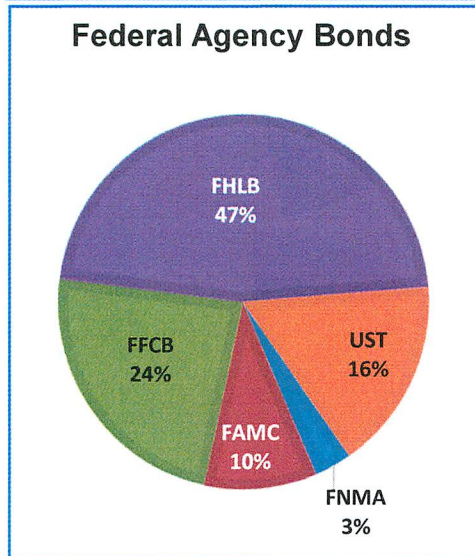
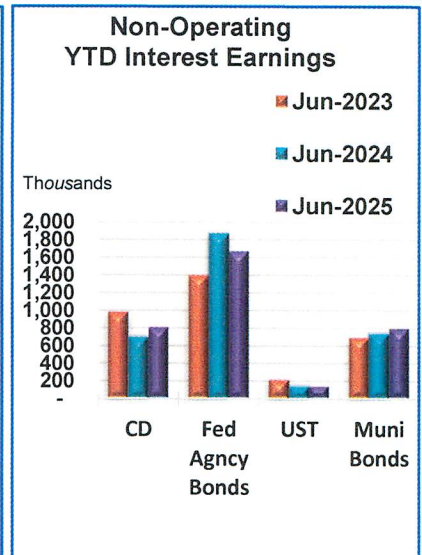
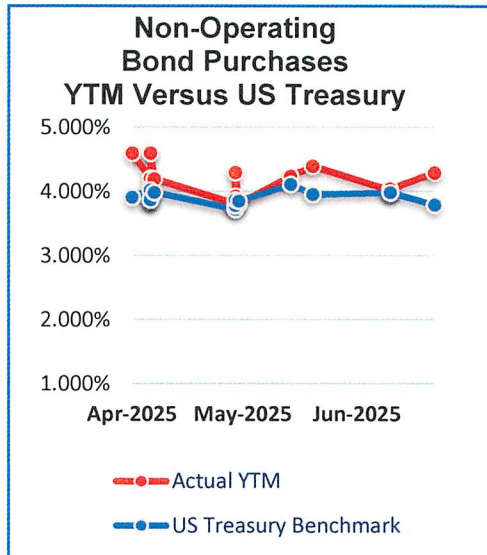
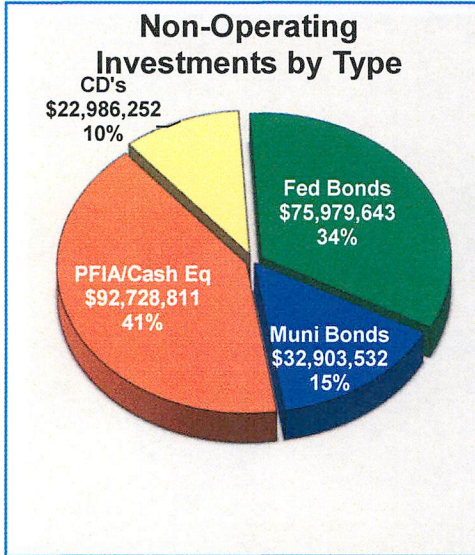
**Notes**


- \* Interest is recorded in Fund 0001 General Fund
- \*\* Interest is recorded in Fund 5505 Insurance Claim
- \*\*\* Interest is re-allocated to deferred revenue



Collin County, Texas  
 QUARTERLY INVESTMENT REPORT  
 Quarter Ending June 30, 2025

**NON-OPERATING GROUP**





Collin County, Texas  
**QUARTERLY INVESTMENT REPORT**  
 Quarter Ending June 30, 2025

**NON-OPERATING  
 Investment Details**

<u>NON-OPERATING GROUP</u>	Yield to Maturity	Beginning Book Value	Increases	Decreases	Interest Earned	Ending Book Value	Beginning Market Value	Ending Market Value	Accrued Interest	Maturity Date
	(YTM)	03/31/2025			QTD	06/30/2025	03/31/2025	06/30/2025		
<u>PFIA Investment Pools</u>										
Texas RANGE DL	4.3133%	834,139	-	-	9,006	843,145	843,079	843,145	-	N/A
		834,139	-	-	9,006	843,145	843,079	843,145	-	
<u>Cash Equivalent Investments</u>										
<u>American National Bank</u>										
Custody Cash Holdings	3.8467%	96,294,974	14,984,485	(22,046,495)	874,773	90,107,737	110,832,225	90,107,737	283,372	N/A
Seacap Cash Holdings	4.2467%	3,358,958	1,220,793	(2,825,851)	24,029	1,777,929	4,553,732	1,777,929	6,665	N/A
		99,653,932	16,205,278	(24,872,346)	898,802	91,885,666	115,385,957	91,885,666	290,037	
<u>Certificates of Deposit</u>										
<u>American National Bank</u>										
CD #9773532	3.7900%	2,547,330	-	-	24,412	2,571,742	2,547,330	2,571,742	-	09/30/2025
CD #9773557	3.4900%	2,543,559	-	-	22,440	2,565,999	2,543,559	2,565,999	-	03/30/2026
CD #9773565	3.2900%	2,541,046	-	-	21,130	2,562,176	2,541,046	2,562,176	-	09/30/2026
CD #9790346	3.8500%	2,523,733	-	-	23,996	2,547,729	2,523,733	2,547,729	-	06/30/2026
		10,155,668	-	-	91,978	10,247,646	10,155,668	10,247,646	-	
<u>East West Bank</u>										
CD #172821932-MATURED	4.3400%	2,527,196	-	(2,553,222)	26,026	-	2,527,196	-	-	06/30/2025
CD #172620640-MATURED	4.2900%	2,517,691	-	(2,525,795)	8,104	-	2,517,691	-	-	04/30/2025
CD #172920654	4.3700%	2,526,818	-	-	27,106	2,553,924	2,526,818	2,553,924	-	09/30/2025
CD #172514133	4.2400%	2,526,566	-	-	26,848	2,553,414	2,526,566	2,553,414	-	12/31/2025
CD #172531511	4.2400%	2,517,485	-	-	26,751	2,544,236	2,517,485	2,544,236	-	07/31/2025
CD #172380294	4.1800%	2,517,236	-	-	26,369	2,543,605	2,517,236	2,543,605	-	10/31/2025
		15,132,992	-	(5,079,017)	141,204	10,195,179	15,132,992	10,195,179	-	
<u>Farmer's Bank &amp; Trust</u>										
CD #7000078-MATURED	3.9300%	2,548,571	-	(2,574,454)	25,883	-	2,548,571	-	-	06/30/2025
CD #7000083	4.1700%	2,516,880	-	-	26,547	2,543,427	2,516,880	2,543,427	-	01/31/2026
		5,065,451	-	(2,574,454)	52,430	2,543,427	5,065,451	2,543,427	-	
<u>Total Certificates of Deposit</u>										
		30,354,111	-	(7,653,471)	285,612	22,986,252	30,354,111	22,986,252	-	



Collin County, Texas  
 QUARTERLY INVESTMENT REPORT  
 Quarter Ending June 30, 2025

**NON-OPERATING  
 Investment Details**

NON-OPERATING GROUP	Security Name	Rating	Yield to Call (YTC)	Yield to Maturity (YTM)	Beginning Book Value 03/31/2025	Increases	Decreases	Interest Earned QTD	Amortization/ Accretion	Ending Book Value 06/30/2025	Beginning Market Value 03/31/2025	Unrealized Gain / (Loss) Market Adj	Ending Market Value 06/30/2025	Accrued Interest	Maturity / Call Date	Callable
<b>Federal/Agency Bonds</b>																
<b>American National Bank</b>																
CUSIP #3134GXX29-MATURED	Fed Home Ln Mtg Corp	Aaa	3.7413%	3.7440%	310,002	-	(310,872)	872	(2)	-	309,851	-	-	-	04/28/2025	Y
CUSIP #3130ARMB4-MATURED	Fed Home Ln Bank	AA+	3.5210%	3.6940%	2,189,168	-	(2,196,570)	6,570	832	-	2,189,145	-	-	-	10/28/2025	Y
CUSIP #3134GXXS8-MATURED	Fed Home Ln Mtg Corp	Aaa	3.6510%	3.5150%	2,560,464	-	(2,581,891)	19,891	1,536	-	2,555,101	-	-	-	09/27/2025	Y
CUSIP #3130ASYQ6 #1-MATURED	Fed Home Ln Bank	AA+	3.5014%	3.5014%	2,500,000	-	(2,512,639)	12,639	-	-	2,496,756	-	-	-	05/23/2025	Y
CUSIP #3130ASYQ6 #2-MATURED	Fed Home Ln Bank	AA+	3.5014%	3.5014%	1,750,000	-	(1,758,847)	8,847	-	-	1,747,729	-	-	-	05/23/2025	Y
CUSIP #3134H1D59-CALLED	Fed Home Ln Mtg Corp	Aaa	4.6290%	5.2420%	2,509,373	-	(2,513,023)	3,715	(65)	-	2,500,747	-	-	-	04/11/2025	Y
CUSIP #3130B2NK7-CALLED	Fed Home Ln Bank	Aaa	4.2920%	4.3130%	2,500,649	-	(2,521,612)	21,000	(37)	-	2,495,334	-	-	-	06/11/2025	Y
CUSIP #3130ANFM7	Fed Home Ln Bank	AA+	0.6298%	1.1300%	2,500,000	-	(9,375)	9,375	-	2,500,000	2,436,553	(44,283)	2,455,717	13,750	07/19/2025	Y
CUSIP #3130ASTV1	Fed Home Ln Bank	AA+	3.7657%	3.6752%	2,499,065	-	(22,188)	22,188	738	2,499,803	2,493,263	(1,169)	2,498,634	38,458	07/25/2025	Y
CUSIP #3130AM2F8	Fed Home Ln Bank	Aaa	12.1340%	4.4210%	483,610	-	(1,406)	1,406	3,801	487,411	484,668	280	487,691	969	07/29/2025	Y
CUSIP #3130ANGJ3	Fed Home Ln Bank	AA+	0.5987%	1.1150%	2,500,000	-	(15,000)	15,000	-	2,500,000	2,481,584	(7,018)	2,492,982	22,000	08/19/2025	Y
CUSIP #3130G4S87	Fannie Mae	AA+	0.6500%	0.6500%	2,500,000	-	(4,063)	4,063	-	2,500,000	2,463,194	(14,617)	2,485,383	5,597	08/27/2025	Y
CUSIP #3130AMTB8	Fed Home Ln Bank	AA+	0.7382%	1.0190%	2,500,000	-	(8,177)	8,177	-	2,500,000	2,429,727	(51,554)	2,448,446	2,188	09/10/2025	Y
CUSIP #3130ALGC2	Fed Home Ln Bank	Aaa	10.5066%	4.3111%	285,818	-	(645)	645	2,347	288,165	285,690	(191)	287,974	703	09/23/2025	Y
CUSIP #3130AKU61	Fed Home Ln Bank	AA+	0.3988%	0.6090%	2,500,000	-	(4,688)	4,688	-	2,500,000	2,431,198	(49,743)	2,450,257	8,021	09/27/2025	Y
CUSIP #3130ARDK4	Fed Home Ln Bank	AA+	2.5500%	2.5500%	2,500,000	-	(15,938)	15,938	-	2,500,000	2,429,052	(58,814)	2,441,186	16,292	09/29/2025	Y
CUSIP #3130AMUX8	Fed Home Ln Bank	Aaa	10.6115%	4.3868%	1,523,987	-	(3,445)	3,445	12,789	1,536,776	1,524,493	(51)	1,536,725	3,484	09/30/2025	Y
CUSIP #3130AYLN4	Fed Home Ln Bank	Aaa	4.2270%	4.6430%	2,508,926	-	(29,688)	29,688	(591)	2,508,335	2,497,908	(8,091)	2,500,244	56,406	07/10/2025	Y
CUSIP #31422BU73	Farmer Mac	NR	0.4300%	0.4300%	5,000,000	-	(5,375)	5,375	-	5,000,000	4,912,903	(40,718)	4,959,282	6,331	09/15/2025	N
CUSIP #3130B0RX9	Fed Home Ln Bank	Aaa	4.8665%	4.9457%	2,502,968	-	(31,250)	31,250	(297)	2,502,671	2,498,583	(5,453)	2,497,218	31,250	10/01/2025	Y
CUSIP #3133ENXQ8	Fed Farm Cr Bank	AA+	4.4340%	4.4340%	990,177	-	(7,000)	7,000	3,778	993,955	990,947	174	994,129	2,800	11/25/2025	N
CUSIP #3133ELY32	Fed Farm Cr Bank	Aaa	4.1334%	4.1334%	2,391,306	-	(3,438)	3,438	20,770	2,412,076	2,389,797	(1,149)	2,410,927	6,073	07/22/2026	N
CUSIP #3130APN43	Fed Home Ln Bank	Aaa	4.2621%	4.2621%	2,424,681	-	(14,063)	14,063	11,977	2,436,658	2,433,146	11,435	2,448,093	10,000	10/27/2026	N
CUSIP #3130AYXU5	Fed Home Ln Bank	AA+	4.4501%	4.4500%	500,000	-	(5,563)	5,563	-	500,000	501,280	1,137	501,137	8,591	02/12/2027	Y
CUSIP #3130ATHW0	Fed Home Ln Bank	Aaa	3.4540%	3.4540%	2,944,757	-	(29,906)	29,906	(4,582)	2,940,175	2,914,492	(22,950)	2,917,225	36,884	09/10/2027	N
CUSIP #3133EP3B #1	Fed Farm Cr Bank	Aaa	4.2001%	4.2001%	2,493,298	-	(25,781)	25,781	433	2,493,731	2,506,403	24,347	2,518,078	39,531	02/13/2029	N
CUSIP #3133EP3B #2	Fed Farm Cr Bank	Aaa	4.2368%	4.2368%	4,980,170	-	(51,563)	51,563	1,283	4,981,453	5,012,805	54,703	5,036,156	79,063	02/13/2029	N
CUSIP #3133EPJK2	Fed Farm Cr Bank	Aaa	4.2580%	4.2580%	2,441,195	-	(22,656)	22,656	3,579	2,444,774	2,459,149	28,916	2,473,690	12,839	05/10/2029	N
CUSIP #3130ATUT2	Fed Home Ln Bank	Aaa	4.2600%	4.2600%	2,525,167	-	(28,125)	28,125	(1,338)	2,523,829	2,545,925	38,091	2,561,920	5,313	12/14/2029	N
CUSIP #3133ELXY5	Fed Farm Cr Bank	Aaa	4.2050%	4.2050%	-	925,053	(3,044)	3,044	5,810	930,863	-	10,959	941,822	2,451	04/29/2030	N
CUSIP #3133ETBF3	Fed Farm Cr Bank	Aaa	4.1950%	4.1950%	-	1,075,577	(9,162)	9,162	401	1,075,978	-	16,929	1,092,907	10,850	04/01/2030	N
CUSIP #313381FD2	Fed Home Ln Bank	Aaa	3.8050%	3.8050%	-	2,420,158	(9,375)	9,375	4,621	2,424,779	-	2,785	2,427,564	3,646	12/10/2027	N
CUSIP #31424WZF2	Farmer Mac	NR	3.8120%	3.8120%	-	2,486,875	(13,342)	13,342	644	2,487,519	-	3,848	2,491,367	13,342	05/08/2028	N
CUSIP #3133ETKN6	Fed Farm Cr Bank	Aa1	4.0230%	4.0230%	-	2,497,875	(3,611)	3,611	18	2,497,893	-	21,835	2,519,728	6,111	10/09/2029	N
CUSIP #3130AWGS3	Fed Home Ln Bank	Aa1	4.0440%	4.0440%	-	2,509,025	(3,724)	3,724	(65)	2,508,960	-	24,962	2,533,922	4,870	06/14/2030	N
					65,814,781	11,914,563	(14,777,045)	455,125	68,380	63,475,804	65,417,423	(65,400)	63,410,404	447,813		
<b>Unites States Treasuries</b>																
<b>American National Bank</b>																
CUSIP #9128CFY2	US Treasury	NR	4.2046%	4.2046%	2,465,640	-	(24,174)	24,174	1,834	2,467,474	2,489,551	43,171	2,510,645	8,205	11/30/2029	N
CUSIP #91282CJN2	US Treasury	NR	4.0460%	4.0460%	-	2,527,375	(23,387)	23,387	(1,610)	2,525,765	-	25,993	2,551,758	9,264	11/30/2028	N
CUSIP #91282CJR3	US Treasury	NR	4.0550%	4.0550%	-	2,473,825	(20,196)	20,196	1,505	2,475,330	-	26,233	2,501,563	255	12/31/2028	N
CUSIP #91282CLH2	US Treasury	NR	3.9250%	3.9250%	-	2,494,338	(14,012)	14,012	648	2,494,986	-	(1,041)	2,493,945	31,335	08/31/2026	N
CUSIP #91282CMH1	US Treasury	NR	3.8400%	3.8400%	-	2,511,719	(15,668)	15,668	(1,017)	2,510,702	-	626	2,511,328	43,016	01/31/2027	N
					2,465,640	10,007,257	(97,437)	97,436	1,360	12,474,257	2,489,551	94,982	12,569,239	92,075		
<b>Total Federal/Agency Bonds</b>					68,280,421	21,921,820	(14,874,482)	552,561	69,740	75,950,061	67,906,974	29,582	75,979,643	539,888		



Collin County, Texas  
 QUARTERLY INVESTMENT REPORT  
 Quarter Ending June 30, 2025

NON-OPERATING  
 Investment Details

NON-OPERATING GROUP	Security Name	Rating	Yield to Call (YTC)	Yield to Maturity (YTM)	Beginning Book Value 03/31/2025	Increases	Decreases	Interest Earned QTD	Amortization/ Accretion	Ending Book Value 06/30/2025	Beginning Market Value 03/31/2025	Unrealized Gain / (Loss) Market Adj	Ending Market Value 06/30/2025	Accrued Interest	Maturity / Call Date	Callable
<b>Municipal Bonds</b>																
<b>American National Bank</b>																
CUSIP #88213AHM0-MATURED	TX-A & M Univ Revs	Aaa		0.7270%	1,002,771	-	(1,003,705)	3,705	(2,771)	-	998,470	-	-	-	05/15/2025	N
CUSIP #88213ARN7-MATURED	TX-A&M Univ Revs	AAA		3.1150%	64,833	-	(65,071)	71	167	-	64,734	-	-	-	05/15/2025	N
CUSIP #010268CQ1-CALLED	AL-Alabama Hwy Financial Auth.	Aa2		4.4670%	682,506	-	(683,687)	468	713	-	690,232	-	-	-	09/01/2028	Y
CUSIP #160075WG8	NC-Charleston County School Dist.	AA	4.7210%	4.7212%	1,001,666	-	(12,000)	12,000	(179)	1,001,487	1,014,160	15,363	1,016,850	20,000	11/01/2025	Y
CUSIP #4511527F3	ID-Idaho Bond Bank Authority	Aa1	4.4770%	5.1615%	252,942	-	(3,125)	3,125	(300)	252,642	255,402	3,311	255,953	3,681	11/01/2025	Y
CUSIP #218054AK0	FL-Coral Springs Spl Oblig	AAA	1.5200%	1.5200%	252,145	-	(1,344)	1,344	(379)	251,766	243,063	(7,273)	244,493	1,792	12/01/2025	Y
CUSIP #586145WH3	TN-Memphis	Aa2		1.1500%	757,491	-	(9,855)	9,855	(7,491)	750,000	750,802	-	750,000	19,710	07/01/2025	N
CUSIP #798781XX3	TX-San Marcos Cons ISD	Aa2		0.7858%	503,563	-	(3,704)	3,704	(2,672)	500,891	497,850	(1,411)	499,480	6,173	08/01/2025	N
CUSIP #537071VX7	TX-Little Cypress Mauriceville	AAA		0.8000%	263,576	-	(3,250)	3,250	(2,682)	260,894	260,611	(733)	260,161	5,417	08/01/2025	N
CUSIP #73723RUG	VA-Portsmouth	AA		4.9500%	496,992	-	(3,750)	3,750	2,256	499,248	497,530	152	499,400	6,250	08/01/2025	N
CUSIP #84055QGC8	TX-South Texas Comm College	AA		5.1780%	914,421	-	(11,438)	11,438	389	914,810	917,352	1,014	915,824	17,283	08/15/2025	N
CUSIP #815853YK6	TX-Seguin ISD	Aaa		0.6300%	349,256	-	(3,450)	3,450	(2,859)	346,397	344,227	(1,690)	344,707	5,213	08/15/2025	N
CUSIP #815853YL4	TX-Seguin ISD	Aaa		0.6300%	663,080	-	(6,550)	6,550	(5,427)	657,653	653,801	(3,125)	654,528	9,898	08/15/2025	N
CUSIP #1610692R9	VA-Charlottesville	AAA		0.5500%	225,453	-	(563)	563	(248)	225,205	221,789	(1,634)	223,571	663	09/15/2025	N
CUSIP #357415SL3	NE-Fremont Combined Util	AA-		1.0000%	487,945	-	(2,425)	2,425	(1,183)	486,762	478,317	(5,642)	481,120	1,239	11/15/2025	N
CUSIP #269479JU6	CO-Eagle Cnty School Dist	Aa1		5.0040%	438,430	-	(892)	892	4,339	442,769	440,177	1,215	443,984	297	12/01/2025	N
CUSIP #364496PQ6	TX-Galveston ISD	Aa2		0.9707%	516,379	-	(6,250)	6,250	(4,914)	511,465	503,215	(8,945)	502,520	10,417	02/01/2026	N
CUSIP #564386SV3	TX-Mansfield ISD	Aaa		2.2241%	5,117	-	(63)	63	(33)	5,084	5,030	(66)	5,018	94	02/15/2026	N
CUSIP #876162HX9	TX-Tarkington ISD	AAA		0.6900%	360,000	-	(621)	621	-	360,000	349,286	(7,387)	352,613	938	02/15/2026	N
CUSIP #0418265P9	TX-Arlington ISD	AAA		1.0000%	129,246	-	(1,563)	1,563	(1,217)	128,029	125,740	(2,513)	125,516	2,361	02/15/2026	N
CUSIP #006644S66	TX-Addison Taxable	AAA		0.8200%	350,538	-	(875)	875	(155)	350,383	341,327	(6,420)	343,963	1,322	02/15/2026	N
CUSIP #492062HM9	TX-Kerens ISD	AAA		1.0900%	263,466	-	(3,188)	3,188	(2,426)	261,040	256,716	(4,597)	256,443	4,817	02/15/2026	N
CUSIP #116405VF5	TX-Brownville	AA		5.0600%	582,306	-	(2,114)	2,114	5,071	587,377	585,840	2,783	590,160	3,194	02/15/2026	N
CUSIP #564386TB6	TX-Mansfield ISD	Aaa		2.2241%	86,993	-	(1,063)	1,063	(571)	86,422	85,623	(930)	85,492	1,606	02/15/2026	N
CUSIP #770078CS0	VA-Roanoke	AA+		0.9000%	1,005,189	-	(7,388)	7,388	(5,047)	1,000,142	974,569	(24,342)	975,800	7,388	04/01/2026	N
CUSIP #88213ARP2	TX-A&M Univ Revs	AAA	4.9503%	4.9503%	384,075	-	(1,041)	1,041	3,548	387,623	386,244	1,689	389,312	532	05/15/2026	Y
CUSIP #127145LG3	UT-Cache Cnty Sch Dist	Aaa		0.8500%	1,024,200	-	(7,500)	7,500	(5,018)	1,019,182	986,780	(28,962)	990,220	1,333	06/15/2026	N
CUSIP #0882812M1	TX-Bexar Cnty Taxable	AAA		1.3250%	500,000	-	(1,656)	1,656	-	500,000	483,245	(13,015)	486,985	294	06/15/2026	N
CUSIP#882117W42	TX-A&M Univ Revs	AAA	4.6490%	4.6490%	686,037	-	(5,089)	5,089	2,793	688,830	689,073	2,462	691,292	10,178	07/01/2026	Y
CUSIP #534239FX1	NE-Lincoln Taxable Ltd	AAA		1.4600%	178,348	-	(1,313)	1,313	(650)	177,698	172,506	(4,591)	173,107	2,421	07/15/2026	N
CUSIP #537071VY5	TX-Little Cypress Mauriceville	AAA		1.0000%	294,531	-	(3,500)	3,500	(2,725)	291,806	282,957	(8,774)	283,032	5,833	08/01/2026	N
CUSIP #052403JE3	TX-Austin Cmnty College	AA+		1.0120%	841,387	-	(10,000)	10,000	(7,760)	833,627	809,504	(25,163)	808,464	16,667	08/01/2026	N
CUSIP #590760ST2	TX-Mesquite ISD	AAA		0.9370%	175,000	-	(410)	410	-	175,000	167,528	(5,714)	169,286	619	08/15/2026	N
CUSIP #967120J56	TX-Wichita Falls	AA		1.1090%	85,000	-	(236)	236	-	85,000	81,460	(2,846)	82,154	314	09/01/2026	N
CUSIP #052397XL5	TX-Austin Taxable Pub	AAA		0.9000%	874,681	-	(6,375)	6,375	(4,356)	870,325	836,817	(30,431)	839,894	8,500	09/01/2026	N
CUSIP #876448DY4	TX-Tarrant Regl Wtr Dist	AAA		1.4100%	436,031	-	(825)	825	701	436,732	419,989	(12,884)	423,848	1,100	09/01/2026	N
CUSIP #23542JQQ1	TX-Dallas Wtrwnks & Swr Sys	AAA		1.0000%	251,265	-	(842)	842	(211)	251,054	240,155	(8,611)	242,443	842	10/01/2026	N
CUSIP #7342606X5	TX-Port Houston Auth	AA+	5.1500%	5.1500%	240,265	-	(1,406)	1,406	1,623	241,888	243,475	2,932	244,820	1,406	10/01/2026	Y
CUSIP #759136VD3	CO-Regl Transprtn Dis	AA+		3.1001%	266,130	-	(619)	619	1,401	267,531	261,333	(4,342)	263,189	413	11/01/2026	N
CUSIP #914713N73	NC-Univ at Chapel Hill	AAA		3.4302%	236,688	-	(1,517)	1,517	497	237,185	233,803	(1,930)	235,255	506	12/01/2026	N
CUSIP #481305KF6	TX-Judson ISD	Aaa		1.0980%	186,278	-	(549)	549	1,871	188,149	189,384	3,009	191,158	915	02/01/2027	N
CUSIP #44236PLR7	TX-Houston Cmnty College	AA+		3.1301%	247,735	-	(3,000)	3,000	(1,033)	246,702	243,931	(2,862)	243,840	4,533	02/15/2027	N
CUSIP #487694UB5	TX-Keller ISD	AAA		3.8937%	213,939	-	(2,625)	2,625	(526)	213,413	213,629	(53)	213,360	3,967	02/15/2027	N
CUSIP #349461BW2	TX-Forth Worth ISD	AAA		3.5262%	246,056	-	(3,000)	3,000	(808)	245,248	244,147	(1,898)	243,350	4,533	02/15/2027	N
CUSIP #232769JX8	TX-Cypress Fairbanks ISD	AAA		3.3060%	298,465	-	(3,625)	3,625	(1,131)	297,334	294,750	(2,604)	294,730	5,478	02/15/2027	N
CUSIP #9698878H4	TX-Williamson Cnty	AAA		4.6730%	529,379	-	(1,302)	1,302	4,756	534,135	533,241	4,496	538,631	1,968	02/15/2027	N
CUSIP#232769JX8 #2	TX-Cypress Fairbanks ISD	AAA		4.4028%	227,284	-	(2,813)	2,813	(305)	226,979	228,685	1,691	228,670	4,250	02/15/2027	N
CUSIP #487694UB5 #2	TX-Keller ISD	AAA		4.6203%	115,744	-	(1,438)	1,438	(100)	115,644	116,987	1,196	116,840	2,172	02/15/2027	N
CUSIP #876443RG9	TX-Tarrant Regl Wtr Dist	AAA		3.2502%	405,132	-	(1,971)	1,971	1,287	406,419	398,724	(4,774)	401,645	2,628	03/01/2027	N
CUSIP #88213AKG9	TX-Texas A&M University	Aaa		4.2800%	764,707	-	(6,172)	6,172	2,141	766,848	765,522	5,288	772,136	3,155	05/15/2027	Y
CUSIP #971697JL2	NC-City of Wilmington	AA+		4.5206%	258,337	-	(1,018)	1,018	1,924	260,261	259,152	2,040	262,301	339	06/01/2027	N
CUSIP #795574ZY1	UT-Salt Lake City	Aaa		4.8892%	871,542	-	(10,813)	10,813	(741)	870,801	882,110	12,580	883,381	1,922	06/15/2027	N
CUSIP #127145LH1	UT-Cache Cnty Sch Dist	Aaa		3.0000%	571,353	-	(4,463)	4,463	2,681	574,034	581,327	10,964	584,998	793	06/15/2027	N
CUSIP #112097G87	OK-City of Broken Arrow	Aa3		4.4030%	306,478	-	(1,960)	1,960	1,449	307,927	307,962	2,572	310,499	3,267	08/01/2027	N
CUSIP #67919PPV9	OK-Oklahoma Water Resource	AAA		4.2670%	236,655	-	(1,444)	1,444	1,112	237,767	236,818	1,478	239,245	1,444	04/01/2028	N



Collin County, Texas  
 QUARTERLY INVESTMENT REPORT  
 Quarter Ending June 30, 2025

**NON-OPERATING  
 Investment Details**

NON-OPERATING GROUP	Security Name	Rating	Yield to Call	Yield to Maturity	Beginning Book Value	Increases	Decreases	Interest Earned	Amortization/ Accretion	Ending Book Value	Beginning Market Value	Unrealized Gain / (Loss)	Ending Market Value	Accrued Interest	Maturity / Call Date	Callable
			(YTC)	(YTM)	03/31/2025			QTD	06/30/2025	03/31/2025	Market Adj	06/30/2025				
CUSIP #01170RQS4	AK-Alaska Housing Finance Co.	AA+	4.8510%		251,236	-	(3,032)	3,032	(98)	251,138	254,385	3,242	254,380	1,011	06/01/2028	N
CUSIP #928173DM2	VA-Virginia Public Bldg. Authority	Aa1	4.7790%		1,000,580	-	(12,000)	12,000	(43)	1,000,537	1,022,740	28,733	1,029,270	20,000	08/01/2028	N
CUSIP #44244CTM9	TX-City of Houston	Aa2	3.8152%		996,907	-	(9,308)	9,308	213	997,120	982,740	(3,120)	994,000	4,757	11/15/2028	N
CUSIP #347622CY6	FL-City of Ft. Lauderdale	Aa1	4.4810%		673,269	-	(3,000)	3,000	5,115	678,384	684,765	13,559	691,943	6,000	01/01/2029	N
CUSIP #44236PLT3	TX-Houston Cmnty College	Aaa	4.4730%		403,663	-	(5,000)	5,000	(237)	403,426	411,520	10,190	413,616	7,556	02/15/2029	N
CUSIP #666495JA5	TX-Town of Northlake	AA	4.7000%		365,664	-	(5,250)	5,250	(1,012)	364,652	372,855	9,568	374,220	7,933	02/15/2029	N
CUSIP #1806054JW3	OK-Cleveland County ISD	Aa2	4.4270%		844,699	-	(9,031)	9,031	339	845,038	853,315	14,627	859,665	12,042	03/01/2029	N
CUSIP #415037BX7	MS-County of Harrison	AA	3.8800%		355,355	-	(3,771)	3,771	(341)	355,014	348,148	(4,121)	350,893	5,028	03/01/2029	N
CUSIP #088281P53	TX-County of Bexar	Aaa	4.0220%		518,495	-	(6,250)	6,250	(1,100)	517,395	514,615	1,610	519,005	1,111	06/15/2029	N
CUSIP #34157VAE1	FL-University of Florida	Aa2	4.1060%		517,034	-	(6,250)	6,250	(1,002)	516,032	513,120	698	516,730	12,500	07/01/2029	N
CUSIP #678553BX5	OK-Oklahoma City Economic Dev.	Aa2	4.5840%		314,134	-	(1,480)	1,480	2,287	316,421	317,548	5,590	322,011	1,973	03/01/2029	N
CUSIP #658289K51	NC-North Carolina State University	Aa1	4.2920%		489,037	-	(2,390)	2,390	3,109	492,146	491,715	828	492,974	2,390	10/01/2029	N
CUSIP #488836JD0	TX-Kennedy ISD	Aaa	4.6780%		856,232	-	-	-	10,620	866,852	864,690	13,678	880,530	-	08/15/2028	N
CUSIP #899559RA8	OK-Tulsa County ISD #3	AA	4.5990%		-	1,000,100	(10,478)	10,478	(8)	1,000,092	-	16,778	1,016,870	11,500	04/01/2028	N
CUSIP #010268EG1	AL-Alabama Hwy Financial Auth.	Aa2	4.6010%		-	4,555	(18)	18	28	4,583	-	59	4,642	29	09/01/2028	N
CUSIP #010268EN6	AL-Alabama Hwy Financial Auth.	Aa2	4.6010%		-	678,664	(2,752)	2,752	4,197	682,861	-	11,174	694,035	4,289	09/01/2028	N
CUSIP #679088EU4	OK-Oklahoma St. Capital Improvement	AA	4.6887%		-	499,397	(2,925)	2,925	383	499,780	-	2,254	502,034	9,749	07/01/2029	N
CUSIP #899593NL7	OK-Tulsa County ISD #5	Aa2	4.2370%		-	1,033,670	(5,417)	5,417	(738)	1,032,932	-	4,668	1,037,600	8,333	05/01/2030	N
CUSIP #7632275A9	TX-City of Richardson	Aaa	4.3980%		-	100,000	(403)	403	-	100,000	-	1,298	101,298	403	02/15/2029	N
CUSIP #471376GM9	IA-City of Jasper	Aa2	4.3000%		-	170,066	(23)	23	(3)	170,063	-	2,072	172,135	23	06/01/2030	N
					31,195,331	3,486,452	(2,015,234)	267,010	(3,490)	32,930,074	30,979,287	(26,542)	32,903,532	338,702		
	<b>TOTAL NON-OPERATING INVESTMENTS</b>				<b>230,317,934</b>	<b>41,613,550</b>	<b>(49,415,533)</b>	<b>2,012,991</b>	<b>66,250</b>	<b>224,595,198</b>	<b>245,469,408</b>	<b>3,040</b>	<b>224,598,238</b>	<b>1,168,627</b>		



Collin County, Texas  
**QUARTERLY INVESTMENT REPORT**  
 Quarter Ending June 30, 2025

## NON-OPERATING Schedule of Investments by Fund

Fund Number (MUNIS)	Fund Name	Book Value 06/30/2025	Interest Earned YTD	% of Total Invested
<b><u>General Funds</u></b>				
0001	General	148,998,795	4,341,357	66.3397%
0499	Permanent Improvements	9,829,610	287,127	4.3765%
		158,828,405	4,628,484	70.7162%
<b><u>Special Revenue Funds</u></b>				
1010	Road and Bridge	52,507,985	1,533,781	23.3785%
		52,507,985	1,533,781	23.3785%
<b><u>Grant Funds</u></b>				
2132	ARPA	11,423,221	- ***	5.0860%
		11,423,221	-	5.0860%
<b><u>Debt Service Funds</u></b>				
3001	Debt Service Fund	1,840,080	53,750	0.8193%
		1,840,080	53,750	0.8193%
	SubTotal Non-Operating Investments	224,599,691	6,216,015	100.0000%
<b><u>Market Adjustment *</u></b>				
	Federal Agency Bonds	29,582		
	Municipal Bonds	(26,542)		
		3,040		
<i>Market Adjustments are calculated using Market Values as shown on ANB Statements</i>				
Total Book Value as of 06/30/2025		224,596,651		
<b><u>Fiduciary-Agency-Custodial Funds</u></b>				
7031	County Clerk - Trust	3,093,523		
7036	District Clerk - Trust	2,598,587		
7080	Tax Assessor/Collector	10,308,189		
		16,000,299		
	Total Consolidated Book Value (Excluding Market Adjustment)	240,596,950		

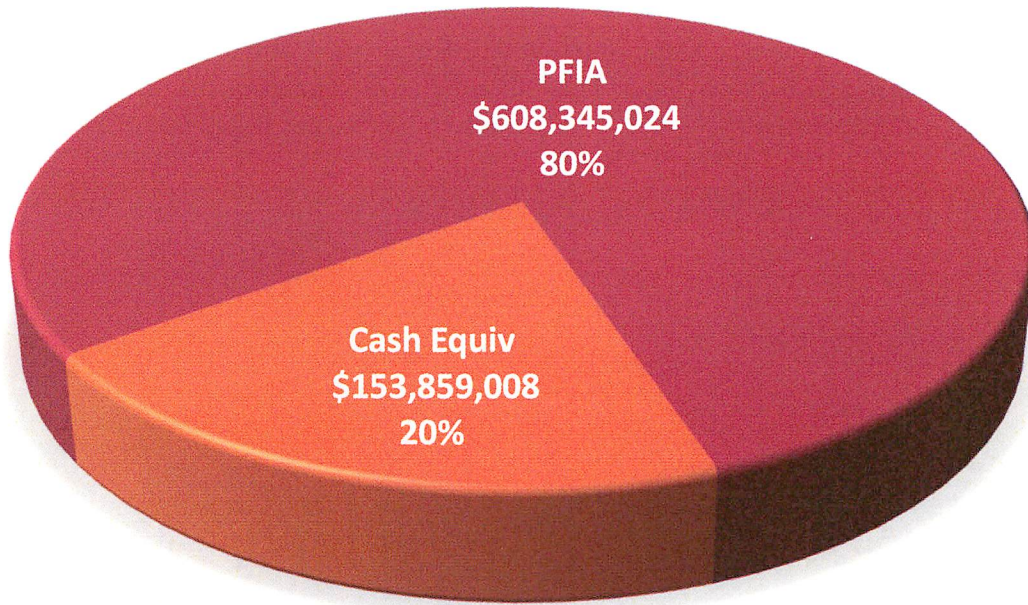
**Notes**

\*\*\* Interest is re-allocated to deferred revenue

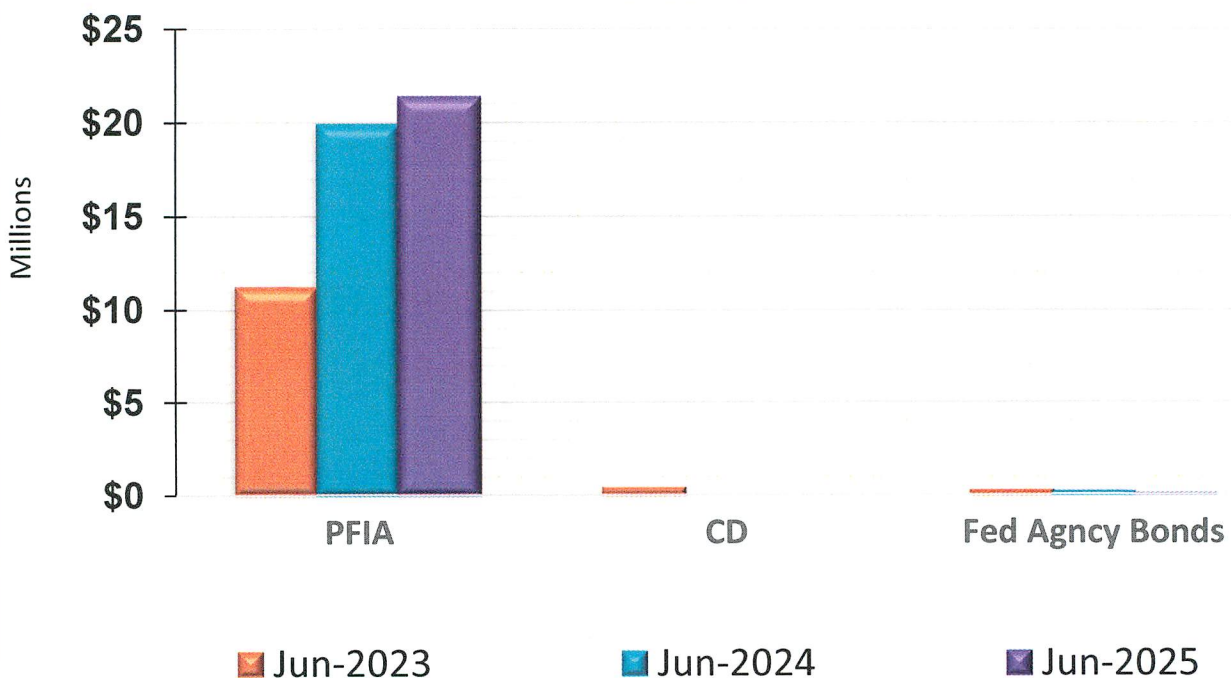


### CAPITAL PROJECTS GROUP

#### CAPITAL PROJECTS INVESTMENTS BY SECURITYTYPE



#### CAPITAL PROJECTS YTD INTEREST EARNINGS





Collin County, Texas  
 QUARTERLY INVESTMENT REPORT  
 Quarter Ending June 30, 2025

**CAPITAL PROJECTS**  
**Investment Details**

CAPITAL PROJECTS GROUP	Security Name	Rating	Yield to Call (YTC)	Yield to Maturity (YTM)	Beginning Book Value 03/31/2025	Increases	Decreases	Interest Earned QTD	Amortization/ Accretion	Ending Book Value 06/30/2025	Beginning Market Value 03/31/2025	Unrealized Gain / (Loss) Market Adj	Ending Market Value 06/30/2025	Accrued Interest	Maturity / Call Date	Callable
<b>PFIA Investment Pools</b>																
	TexPool		4.3134%		11,381,630	-	-	122,836	-	11,504,466	11,381,630	-	11,504,466	-	N/A	N/A
	TexSTAR		4.3028%		15,209,496	-	-	163,736	-	15,373,232	15,209,496	-	15,373,232	-	N/A	N/A
	Texas CLASS		4.4356%		267,640,016	-	(9,662,000)	2,893,249	-	260,871,265	267,640,016	-	260,871,265	-	N/A	N/A
	LOGIC		4.4281%		238,887,470	-	-	2,646,846	-	241,534,316	238,887,470	-	241,534,316	-	N/A	N/A
	Texas RANGE DL		4.3133%		42,577,531	-	-	459,706	-	43,037,237	42,577,531	-	43,037,237	-	N/A	N/A
	Texas FIT		4.2333%		39,211,318	-	(3,599,000)	412,190	-	36,024,508	39,211,318	-	36,024,508	-	N/A	N/A
					614,907,461	-	(13,261,000)	6,698,563	-	608,345,024	614,907,461	-	608,345,024	-		
<b>Cash Equivalent Investments</b>																
	American National Bank															
	Custody Cash Holdings		3.8467%		88,324,346	10,775	-	855,344	-	89,190,465	88,324,346	-	89,190,465	281,581	N/A	N/A
	Farmer's Bank & Trust															
	IntraFi Network Deposits		4.4167%		63,958,471	-	-	710,072	-	64,668,543	63,958,471	-	64,668,543	-	N/A	N/A
					152,282,817	10,775	-	1,565,416	-	153,859,008	152,282,817	-	153,859,008	281,581		
	<b>TOTAL CAPITAL PROJECTS INVESTMENTS</b>				<b>767,190,278</b>	<b>10,775</b>	<b>(13,261,000)</b>	<b>8,263,979</b>	<b>-</b>	<b>762,204,032</b>	<b>767,190,278</b>	<b>-</b>	<b>762,204,032</b>	<b>281,581</b>		



Collin County, Texas  
**QUARTERLY INVESTMENT REPORT**  
 Quarter Ending June 30, 2025

**CAPITAL PROJECTS**

Fund Number (MUNIS)	Fund Name	Book Value 06/30/2025	Interest Earned YTD	% of Total Invested
<b><u>Capital Project Funds</u></b>				
<b><u>Permanent Improvement Bonds</u></b>				
4002	Ltd Tax Perm Imp 2000	24	1	0.0000%
4003	Lmtd Tax P/I Series '01	69,471	2,800	0.0091%
4004	Ltd Tax Perm Imp 2002	112,067	7,314	0.0147%
4005	Ltd Tax Perm Imp 2004	8,190	272	0.0011%
4006	Lmtd Tax Perm Imp 2005	16,056	532	0.0021%
4007	Lmtd Tax Perm Imp Bds '06	11,924	395	0.0016%
4008	Ltd Tax Perm Imp 2007	13	-	0.0000%
4009	Ltd TX PI 2008 07Proj	18,794	623	0.0025%
4010	LTD TAX PI 2008 03PROJ	29	1	0.0000%
4011	Ltd Tax PI Bds 2009	171,941	10,519	0.0226%
4012	Ltd TX PI BAB Bds 2009B	178,096	7,146	0.0234%
4013	Ltd Tax PI Bds 2011	26,340	873	0.0035%
4014	Ltd Tax Perm Imp 2012	120,076	4,010	0.0158%
4015	Ltd Tax Perm Imp 2013	94,562	3,027	0.0124%
4016	Ltd Tax P/I 2014	418,585	13,414	0.0549%
4017	Ltd Tax P/I 2015	356,842	11,831	0.0468%
4018	Ltd Tax P/I 2016	190,476	6,799	0.0250%
4019	LT 2019A	172,318	5,740	0.0226%
4020	LT 2019B	4,692,646	232,422	0.6157%
4021	LT 2020A	88,104,620	3,026,209	11.5592%
4022	LT 2020B	8,821,688	312,622	1.1574%
4023	LT 2020C	34,581	1,294	0.0045%
4024	LT 2021A	25,403,090	1,030,561	3.3328%
4025	LT 2021B	45,420,951	1,559,785	5.9592%
4026	LT 2021C	578,546	19,776	0.0759%
4027	LT 2022A	4,283,085	141,999	0.5619%
4028	LT 2022B	15,281,594	532,972	2.0049%
4029	LT 2022C	1,018,560	36,893	0.1336%
4030	LT 2023A	276,286,112	9,259,846	36.2483%
4031	LT 2023C	1,794,495	59,494	0.2354%
4032	23 LT PI PRP A	137,445,601	4,569,838	18.0327%
4033	23 LT PI PRP B	2,973,836	98,593	0.3902%
4034	23 LT PI PRP C	7,896,741	273,410	1.0360%
4035	23 LT PI PRP D	6,566,785	221,392	0.8616%
4036	23 LT PI PRP E	52,155,608	1,729,530	6.8427%
		<b>680,724,343</b>	<b>23,181,933</b>	<b>89.3101%</b>
<b><u>Road Bonds</u></b>				
4201	Unlmtd Tax Rd Bonds 2004	379,981	12,598	0.0499%
4202	Unlmtd Tax Road Bond 2005	25,208	836	0.0033%
4203	Unlmtd Tax Road Bds '06	10	-	0.0000%
4204	Unltd Tax Rd Bds 2007	457,970	23,304	0.0601%
4205	Unltd Tx Rd Bds 08 03Proj	128,557	5,837	0.0169%
4206	Unltd Rd Bds 2008 07Proj	516,283	17,268	0.0677%
4207	Unltd Tax Road Bds 2009	136,567	4,720	0.0179%
4208	UNLTD TX RD BAB 2009B	223	7	0.0000%
4209	Unltd Tax Rd Bds 2011	670,769	24,196	0.0880%
4210	UNLTD TAX ROAD BD 2012	1,560,084	52,195	0.2047%
4211	Unlmtd Tax Road Bond 2013	2,906,955	96,699	0.3814%
4212	Unltd Tax Road Bd 2014	9,637,935	408,697	1.2645%
4213	Unltd Tax Road Bd 2015	13,191,820	579,203	1.7307%
4214	UnLtd Tax Road Bd 2016	2,965,050	115,947	0.3890%
4215	UT 2019A	37,619,088	1,239,140	4.9356%
4216	UT 2019B	561,905	20,334	0.0737%
4281	Unlimited Road Bond 99	1,885,823	62,521	0.2474%
4282	Unlimited Road Bond 99A	6,749	224	0.0009%
4283	Unlimited Road Bond 00/01	267,707	8,875	0.0351%
4284	Unlimited Road Bond 95/97	161,248	5,433	0.0212%
		<b>73,079,932</b>	<b>2,678,034</b>	<b>9.5880%</b>



Collin County, Texas  
**QUARTERLY INVESTMENT REPORT**  
 Quarter Ending June 30, 2025

**CAPITAL PROJECTS**

Fund Number (MUNIS)	Fund Name	Book Value 06/30/2025	Interest Earned YTD	% of Total Invested
<b><u>Tax Notes</u></b>				
4401	Tax Notes 2006	1,729,928	57,344	0.2270%
4402	Capital Improvement TN 01	587,898	19,491	0.0771%
4403	Capital Imp T/N 01A	113,191	3,753	0.0149%
4404	Tax Notes Series 2002	1,340,477	44,441	0.1759%
4405	Tax Notes Series 2004	1,480,792	49,364	0.1943%
4406	Tax Notes 2018	3,147,471	104,407	0.4129%
		8,399,757	278,800	1.1021%
	SubTotal Capital Projects Investments	762,204,032	26,138,767	100.0000%

**Market Adjustment \***

Federal Agency Bonds

-

*Market Adjustments are calculated using Market Values as shown on ANB Statements*

Total Book Value as of 06/30/25	762,204,032	26,138,767
---------------------------------	-------------	------------