



# COLLIN COUNTY

Auditor's Office  
2300 Bloomdale Rd.  
Suite 3100  
McKinney, Texas 75071  
[www.collincountytx.gov](http://www.collincountytx.gov)

**To:** Commissioners Court  
**From:** Jeff May – County Auditor  
**Date:** January 13, 2016  
**Re:** Investment Report – 4th Quarter (FY 2015)

On September 30, 2015, total invested operating, non-operating, and capital project funds of Collin County had a market value of \$455,658,477. As required by Collin County's Investment Policy and in accordance with Government Code 2256, all investments were made with the following objectives in order of priority. First, the safety of the principal and maintenance of adequate liquidity were given the highest consideration. Second, diversification was accomplished by investing county funds into five separate investment pools (LOGIC, Texas Class, Texas TERM, TexPool and TexSTAR), as well as by purchasing Certificates of Deposit, Federal Agency, US Treasury, and Municipal Bonds.

The weighted average maturity (WAM) for investments was 0.977 years, and yield to maturity (YTM) was 0.551%, which compares to 3.245 WAM and 0.534% YTM for prior year 4th quarter.

During the FY15 4th quarter, our overnight pools experienced a seasonal decrease from the prior quarter by \$106,828,944, due primarily to the timing of property tax receipts, while increases in value were reflected as follows: Certificates of Deposit, including "ICS" Federal Insured Cash Account, increased by \$53,046,992; and Federal Agency, US Treasury and Municipal Bonds increased by \$10,229,310.

Bond investment activity during the quarter consisted of two bonds called, one bond matured, and five bonds purchased. The total interest earned for all investments during this quarter totaled \$603,482.

Attached is our Collin County Quarterly Investment Report which consists of a Statement of Investment Position, a Summary Statement by Group, Investment Details, and Schedules of Investments by Fund.



Collin County, Texas  
 QUARTERLY INVESTMENT REPORT  
 Quarter Ending September 30, 2015

**STATEMENT OF INVESTMENT POSITION**

The investments held in Collin County portfolio are managed in full compliance with the Public Funds Investment Act (Government Code 2256.023), and with the Investment Policy and strategy of Collin County Government.

	OPERATING GROUP			NON-OPERATING GROUP			CAPITAL PROJECTS GROUP			TOTAL PORTFOLIO		
	Prior Year Market Value	Beginning Market Value	Ending Market Value	Prior Year Market Value	Beginning Market Value	Ending Market Value	Prior Year Market Value	Beginning Market Value	Ending Market Value	Prior Year Market Value	Beginning Market Value	Ending Market Value
	09/30/14	06/30/15	09/30/15	09/30/14	06/30/15	09/30/15	09/30/14	06/30/15	09/30/15	09/30/14	06/30/15	09/30/15
Cash in Bank	26,012,141	-	70,839,646							26,012,141	-	70,839,646
PFIA Investment Pools	79,110,278	240,153,362	133,324,418				91,806,053			170,916,331	240,153,362	133,324,418
Cash Equivalent Investments	9,596,212	24,770,602	47,231,087				12,400,002			21,996,214	24,770,602	47,231,087
CDARS												
Certificates of Deposit				31,056,733	31,670,565	34,710,814	55,360,087	64,391,047	91,937,305	86,416,820	96,061,612	126,648,119
Federal/Agency Bonds				68,186,853	46,988,337	57,276,595				68,186,853	46,988,337	57,276,595
Municipal Bonds				20,595,291	20,397,560	20,338,612				20,595,291	20,397,560	20,338,612
<b>TOTALS</b>	<b>114,718,631</b>	<b>264,923,964</b>	<b>251,395,151</b>	<b>119,838,877</b>	<b>99,056,462</b>	<b>112,326,021</b>	<b>159,566,142</b>	<b>64,391,047</b>	<b>91,937,305</b>	<b>394,123,650</b>	<b>428,371,473</b>	<b>455,658,477</b>

	<u>CALL DATE</u>	<u>MATURITY DATE</u>	<u>BENCHMARK*</u>
Weighted Yield to Call (YTC):	<u>0.542%</u>	Weighted Yield to Maturity (YTM): <u>0.551%</u>	1 Yr Treasury Bill: <u>0.370%</u>
Weighted Average Maturity (WAM):	<u>0.702</u> Years	Weighted Average Maturity (WAM): <u>0.977</u> Years	2 Yr Treasury Bill: <u>0.710%</u>
			3 Yr Treasury Bill: <u>1.010%</u>

\* Source for Benchmark Rates: Federal Reserve Government Website

In accordance with Government Code 2256.005 Sections F-I, The Investment Officers of Collin County are required to:

- (1) Disclose a personal business relationship with a business organization offering to sell investments to the organization; and,
- (2) Disclose whether he/she is related within the second degree by affinity of consanguinity to an individual seeking to sell an investment to the entity;

In addition, A report shall be presented to the governing body on changes to the Public Funds Investment Act within six months after the end of each regular legislative session (Government Code 2256.007).

Authorized By Investment Officers:

  
 Jeffrey May, County Auditor

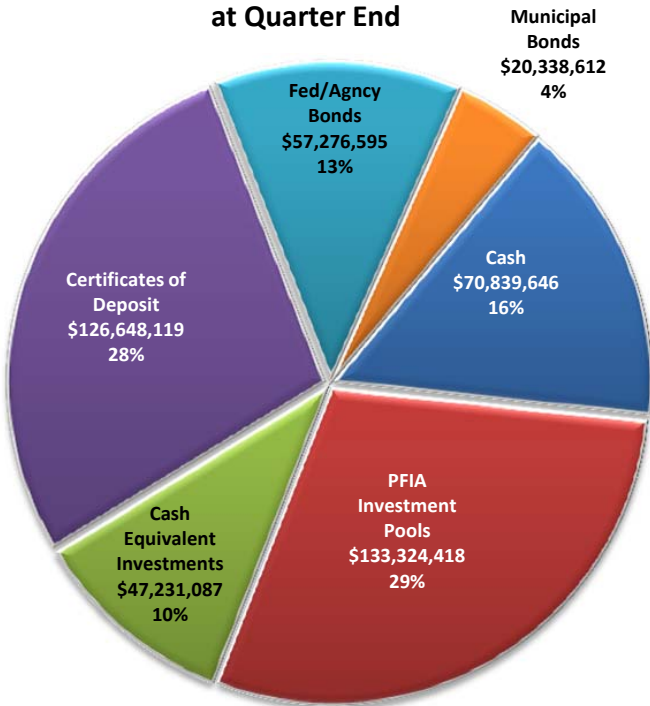
  
 Monika Arris, Budget Director



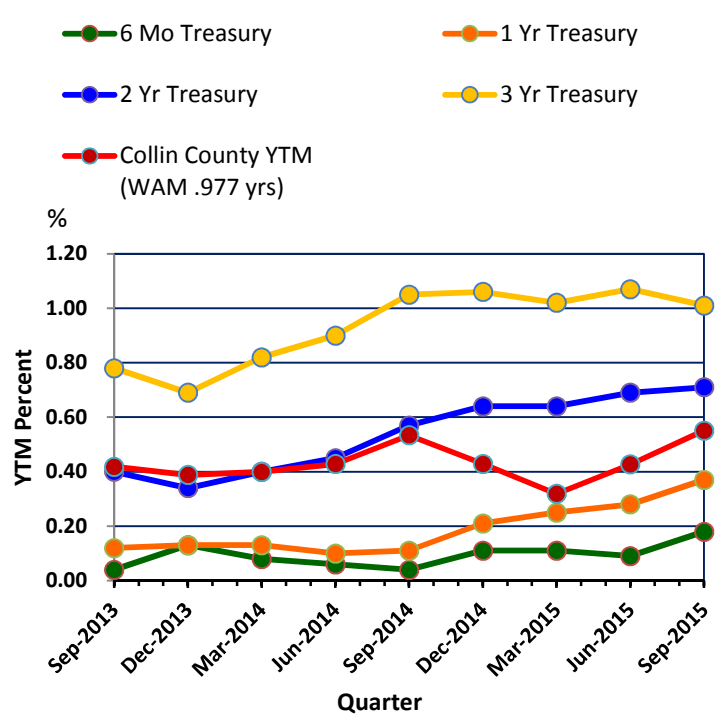
Collin County, Texas  
 QUARTERLY INVESTMENT REPORT  
 Quarter Ending September 30, 2015

**TOTAL PORTFOLIO**

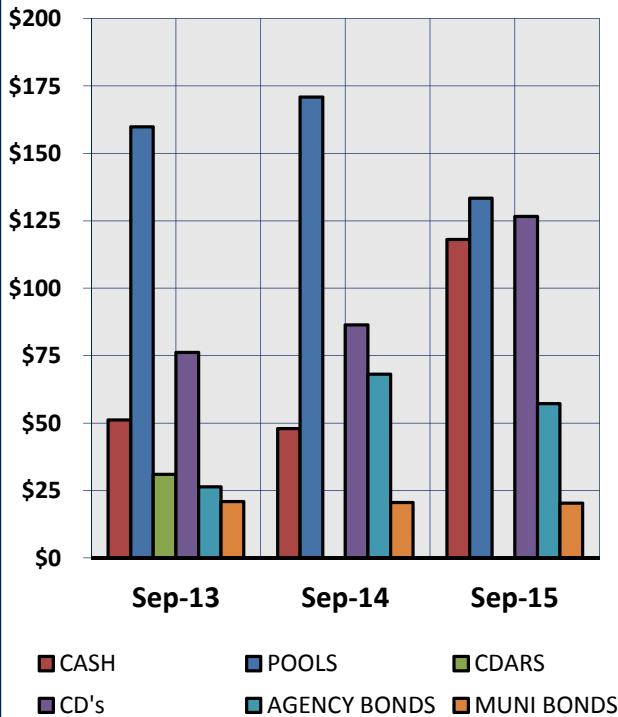
**Portfolio Composition by Type at Quarter End**



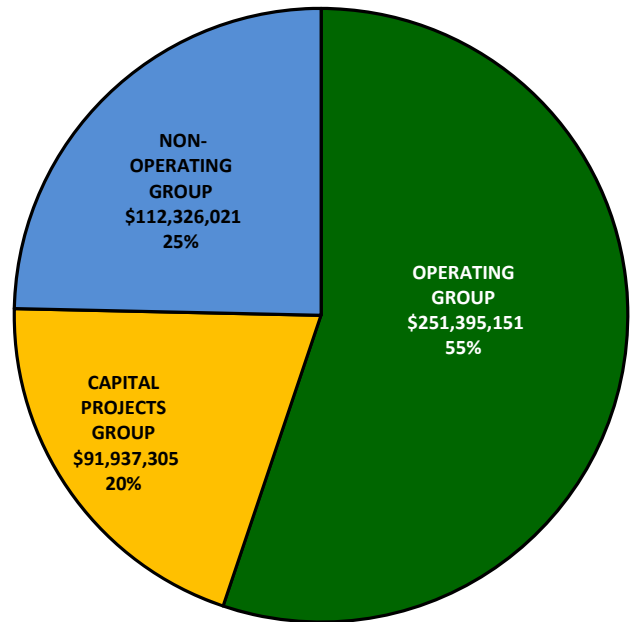
**Benchmark Two Year Comparison**



**Portfolio Position Type Three Year Comparison**



**Portfolio Composition by Investment Pool Group at Quarter End**





Collin County, Texas  
**QUARTERLY INVESTMENT REPORT**  
 Quarter Ending September 30, 2015

**TOTAL PORTFOLIO**  
**Summary Statement by Group**

POOLED FUND GROUP	Calculations based on MATURITY date			Benchmark *	Calculations based on CALL date	
	Weighted Yield to Maturity (YTM)	Weighted Average Maturity (WAM)			Weighted Yield to Call (YTC)	Weighted Average Maturity (WAM)
<b>Operating Group</b>	<b>0.151%</b>	<b>0.002</b>		0.01%	<b>0.151%</b>	<b>0.002</b>
PFIA Investment Pools	0.134%	0.002		1 Mo Treasury	0.134%	0.002
Cash Equivalent Investments	0.198%	0.003			0.198%	0.003
<b>Non-Operating Group</b>	<b>1.102%</b>	<b>2.307</b>		0.710%	<b>1.070%</b>	<b>1.362</b>
Certificates of Deposit	0.247%	0.444		2 Yr Treasury	0.247%	0.444
Federal/Agency Bonds	1.553%	3.870			1.490%	2.018
Municipal Bonds	1.294%	1.088			1.294%	1.083
<b>Capital Projects Group</b>	<b>0.664%</b>	<b>1.267</b>		0.370%	<b>0.664%</b>	<b>1.267</b>
Certificates of Deposit	0.664%	1.267		1 yr Treasury	0.664%	1.267

\* Source for Benchmark Rates:  
[Federal Reserve Government Website](#)

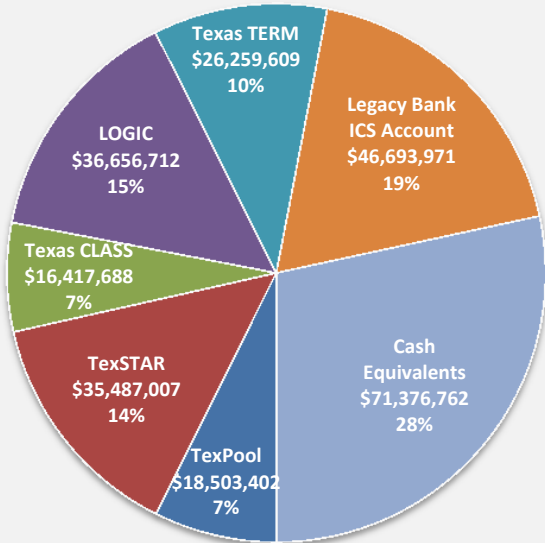
POOLED FUND GROUP	Beginning Book Value 06/30/15	Increases	Decreases	Interest Earned	Amortization / Accretion	Ending Book Value 09/30/15	Beginning Market Value 06/30/15	Unrealized Gain / (Loss) Market Adj	Ending Market Value 09/30/15	Interest Accrued
<b>Operating Group</b>										
PFIA Investment Pools	240,153,362	95,779,492	(202,678,566)	70,130		133,324,418	240,153,362		133,324,418	17,763
Cash Equivalent Investments	24,770,602	22,628,028	(181,840)	14,297		47,231,087	24,770,602		47,231,087	4
Sub-Total	264,923,964	118,407,520	(202,860,406)	84,427	-	180,555,505	264,923,964	-	180,555,505	17,767
<b>Non-Operating Group</b>										
Certificates of Deposit	31,670,565	13,259,200	(10,261,553)	42,602		34,710,814	31,670,565	-	34,710,814	498
Federal/Agency Bonds	46,892,752	16,110,000	(6,325,006)	202,646	134,419	57,014,811	46,988,337	10,288,258	57,276,595	240,110
Municipal Bonds	20,271,790	161,036	(289,313)	139,313	(74,329)	20,208,497	20,397,560	(58,948)	20,338,612	113,444
Sub-Total	98,835,107	29,530,236	(16,875,872)	384,561	60,090	111,934,122	99,056,462	10,229,310	112,326,021	354,052
<b>Capital Projects Group</b>										
Certificates of Deposit	64,391,047	71,855,052	(44,445,147)	136,353		91,937,305	64,391,047		91,937,305	26,884
Sub-Total	64,391,047	71,855,052	(44,445,147)	136,353	-	91,937,305	64,391,047	-	91,937,305	26,884
<b>Grand Totals:</b>	<b>428,150,118</b>	<b>219,792,808</b>	<b>(264,181,425)</b>	<b>605,341</b>	<b>60,090</b>	<b>384,426,932</b>	<b>428,371,473</b>	<b>10,229,310</b>	<b>384,818,831</b>	<b>398,703</b>



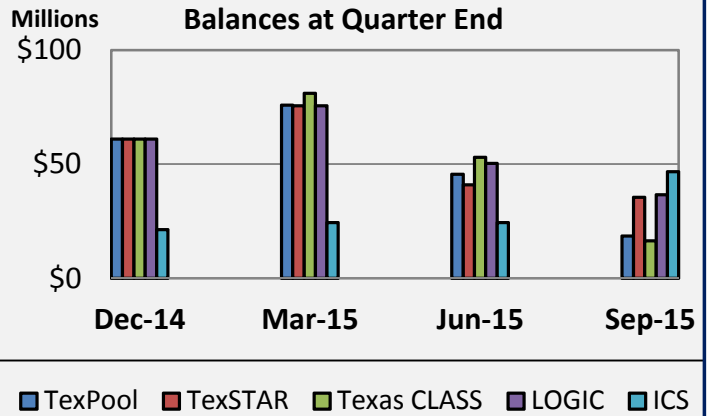
Collin County, Texas  
 QUARTERLY INVESTMENT REPORT  
 Quarter Ending September 30, 2015

**OPERATING GROUP**

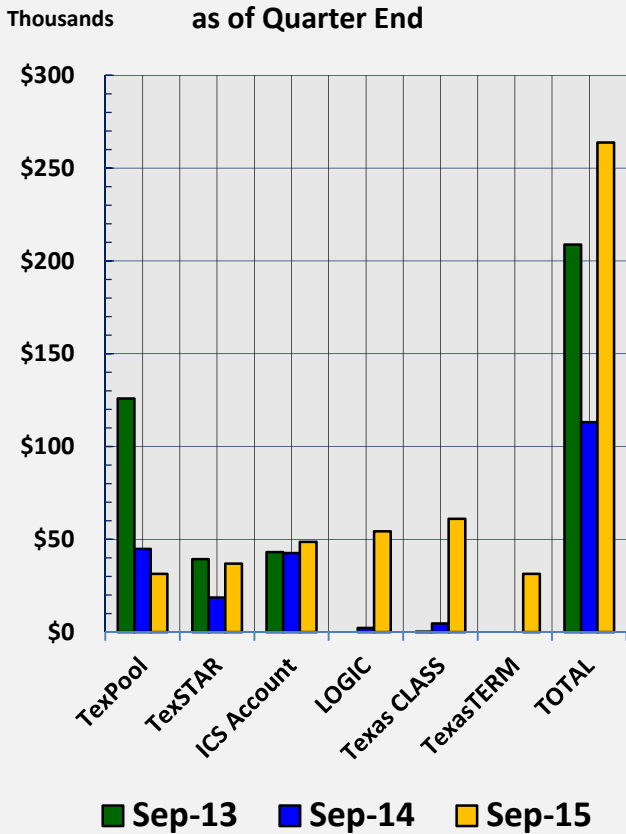
**Operating Investments by Type at Quarter End**



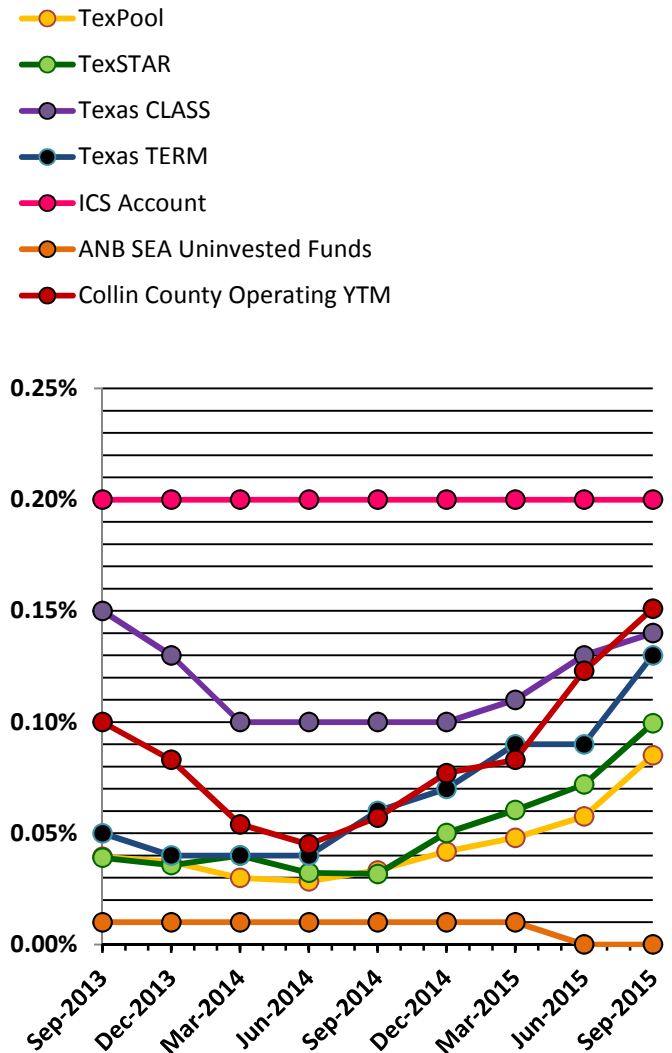
**Operating Investments Comparison Balances at Quarter End**



**Operating Comparison YTD Interest Earnings as of Quarter End**



**Operating Comparison Yields at Quarter End**





Collin County, Texas  
**QUARTERLY INVESTMENT REPORT**  
 Quarter Ending September 30, 2015

**OPERATING**  
**Investment Details**

<u>OPERATING GROUP</u>	Yield to Maturity (YTM)	Beginning Book Value 6/30/15	Increases	Decreases	Interest Earned QTD	Ending Book Value 9/30/15	Beginning Market Value 6/30/15	Ending Market Value 9/30/15	Interest Accrued	Maturity Date
<u>PFIA Investment Pools</u>										
TexPool	0.0732%	45,570,481	-	(27,074,000)	6,921	18,503,402	45,570,481	18,503,402		
TexSTAR	0.0846%	40,902,290	45,928,000	(51,352,000)	8,717	35,487,007	40,902,290	35,487,007		
Texas CLASS	0.1367%	52,980,997	15,744,000	(52,324,000)	16,691	16,417,688	52,980,997	16,417,688		
LOGIC	0.1324%	50,304,026	1,237,000	(14,898,000)	13,686	36,656,712	50,304,026	36,656,712		
Texas TERM DAILY										
Texas TERM #1247-00 (DL)	0.1133%	1,000,269	25,313,903	(14,907,201)	512	11,407,483	1,000,269	11,407,483		
Texas TERM #1247-01 (DL)	0.1133%	13,095,299	3,779,910	(16,804,097)	1,104	72,216	13,095,299	72,216		
FIXED/TERM										
FX1247000605151	0.2100%	14,900,000		(14,904,972)	4,972	-	14,900,000	-		08/28/15
FX1247000605152	0.2100%	10,400,000		(10,405,146)	5,146	-	10,400,000	-		09/25/15
FX1247000610151	0.3300%	11,000,000		(9,150)	9,150	11,000,000	11,000,000	11,000,000	11,238	12/07/15
FX1247010713151	0.3900%	-	3,776,679		3,231	3,779,910	-	3,779,910	3,231	04/05/16
		<b>240,153,362</b>	<b>95,779,492</b>	<b>(202,678,566)</b>	<b>70,130</b>	<b>133,324,418</b>	<b>240,153,362</b>	<b>133,324,418</b>	<b>14,469</b>	
<u>Cash Equivalent Investments</u>										
Legacy Bank ICS Account	0.2000%	24,379,682	22,300,000	-	14,289	46,693,971	24,379,682	46,693,971		
ANB Seacap Cash Holdings	0.0000%	390,920	294,702	(181,840)	8	503,790	390,920	503,790	4	
ANB Custody Cash Holdings	0.0000%	-	33,326		-	33,326	-	33,326	-	
		<b>24,770,602</b>	<b>22,628,028</b>	<b>(181,840)</b>	<b>14,297</b>	<b>47,231,087</b>	<b>24,770,602</b>	<b>47,231,087</b>	<b>4</b>	
		<b>264,923,964</b>	<b>118,407,520</b>	<b>(202,860,406)</b>	<b>84,427</b>	<b>180,555,505</b>	<b>264,923,964</b>	<b>180,555,505</b>	<b>14,473</b>	



Collin County, Texas  
**QUARTERLY INVESTMENT REPORT**  
 Quarter Ending September 30, 2015

**OPERATING**  
**Schedule of Investments by Fund**

Fund Number	Fund Name	Book Value 09/30/15	YTD Interest Earned	% of Total Invested
<b><u>General Funds</u></b>				
001	General	30,918,361	45,173	17.124%
002	Housing Finance Corp	241,649	353	0.134%
003	Records Archive Fund	5,127,259	7,490	2.840%
005	Dis Cts Rec Tech Fund	426,470	622	0.236%
499	Permanent Improvements	9,028,428	13,187	5.000%
		45,742,167	66,825	25.334%
<b><u>Special Revenue Funds</u></b>				
010	Road and Bridge	15,357,883	22,434	8.506%
011	Farm and Market	20,268	29	0.011%
012	Lateral Road	830,662	1,213	0.460%
013	Judicial Appellate	206,687	301	0.114%
015	Court Reporters	201,333	295	0.112%
021	Law Library	2,788,381	4,072	1.544%
025	Co Clrk Rec Mgmt & Pres	4,360,498	6,370	2.415%
026	Dist Clrk Rec Mgmt & Pres	368,399	538	0.204%
028	Justice Court Tech Fund	738,677	1,079	0.409%
029	Courthouse Security	322,977	472	0.179%
031	Economic Development 2001	85,322	124	0.047%
033	Contract Elections	2,633,199	3,845	1.458%
036	Sheriff Forfeiture	332,309	485	0.184%
037	DA State Forfeiture	447,892	654	0.248%
038	DA Service Fee	252,790	369 *	0.140%
039	Meyers Park Foundation	15,135	21	0.008%
040	Health Care Foundation	1,328,408	1,941	0.736%
044	County Rec Mgmt & Pres	1,367,651	1,997	0.757%
046	Juvenile Case Manager Fnd	224,262	327	0.124%
047	Court Initiated Guardnshp	222,270	324	0.123%
049	DA Pretrial Intervntn Prg	588,135	860	0.326%
050	Specialty Court	160,202	235	0.089%
051	SCAAP	590,515	862	0.327%
052	Cty Crts Technology Fund	186,884	274	0.104%
053	Dis Cts Technology Fund	134,054	195	0.074%
054	Probate Contributions Fnd	415,613	607	0.230%
055	CCLC Court Rec Presrvtn	284,066	414	0.157%
056	Dis Clrk Crt Rec Presrvtn	408,466	596	0.226%
057	DA Apportionment	92,221	135	0.051%
058	Justice Crt Bldg Security	200,442	293	0.111%
		35,165,601	51,361	19.474%
<b><u>Grant Funds</u></b>				
184	RTR-Outer Loop PH3 75-121	865,690	1,263	0.479%
198	LEOSE Education	110,527	161	0.061%
		976,217	1,424	0.540%
<b><u>Debt Service Fund</u></b>				
399	Debt Service Fund	16,635,695	24,302	9.214%
		16,635,695	24,302	9.214%



Collin County, Texas  
**QUARTERLY INVESTMENT REPORT**  
 Quarter Ending September 30, 2015

## OPERATING

### Schedule of Investments by Fund

Fund Number	Fund Name	Book Value 09/30/15	YTD Interest Earned	% of Total Invested
<b><u>Capital Project Funds</u></b>				
<b><u>Permanent Improvement Bonds</u></b>				
403	Ltd Tax Perm Imp 2000	12,769	18	0.007%
404	Lmtd Tax P/I Series '01	341,995	498	0.189%
405	Ltd Tax Perm Imp 2002	1,199,212	1,751	0.664%
406	Ltd Tax Perm Imp 2004	26,269	40	0.015%
407	Lmtd Tax Perm Imp 2005	97,613	142	0.054%
408	Lmtd Tax Perm Imp Bds '06	401,722	586	0.222%
411	Ltd Tax Perm Imp 2007	69,663	103	0.039%
412	Ltd TX PI 2008 07Proj	43,370	63	0.024%
413	LTD TAX PI 2008 03PROJ	71,838	105	0.040%
414	Ltd Tax PI Bds 2009	1,165,430	1,701	0.645%
415	Ltd TX PI BAB Bds 2009B	434,543	636	0.241%
416	Ltd Tax PI Bds 2011	467,143	683	0.259%
417	Ltd Tax Perm Imp 2012	722,160	1,055	0.400%
418	Ltd Tax Perm Imp 2013	222,304	324	0.123%
419	Ltd Tax P/I 2014	1,751,839	2,558	0.970%
420	Ltd Tax P/I 2015	2,300,348	3,360	1.274%
		9,328,218	13,623	5.166%
<b><u>Road Bonds</u></b>				
421	Unlimited Road Bond 99	1,796,771	2,624	0.995%
422	Unlimited Road Bond 99A	115,409	169	0.064%
423	Unlimited Road Bond 00/01	746,161	1,089	0.413%
425	Unlmtd Tax Rd Bonds 2004	1,214,346	1,775	0.673%
426	Unlmtd Tax Road Bond 2005	1,124,178	1,643	0.623%
427	Unlmtd Tax Road Bds '06	952,673	1,393	0.528%
428	Unlimited Road Bond 95/97	129,629	190	0.072%
430	Unltd Tax Rd Bds 2007	4,283,397	6,256	2.372%
431	Unltd Tx Rd Bds 08 03Proj	590,031	862	0.327%
432	Unltd Rd Bds 2008 07Proj	4,352,287	6,356	2.410%
433	Unltd Tax Road Bds 2009	961,999	1,406	0.533%
434	UNLTD TX RD BAB 2009B	8,167	13	0.005%
435	Unltd Tax Rd Bds 2011	6,393,342	9,339	3.541%
436	UNLTD TAX ROAD BD 2012	7,670,546	11,204	4.248%
437	Unlmtd Tax Road Bond 2013	3,021,582	4,413	1.673%
439	Unltd Tax Road Bd 2014	655,228	957	0.363%
440	Unltd Tax Road Bd 2015	495	-	0.000%
		34,016,241	49,689	18.840%
<b><u>Tax Notes</u></b>				
441	Tax Notes Series 2002	1,098,549	1,604	0.608%
442	Tax Notes Series 2004	3,343,827	4,885	1.852%
443	Tax Notes 2006	1,549,006	2,263	0.858%
445	Capital Improvement TN 01	496,047	725	0.275%
446	Capital Imp T/N 01A	184,716	269	0.102%
		6,672,145	9,746	3.695%
	Total Capital Projects Investments	50,016,604	73,058	27.701%



Collin County, Texas  
**QUARTERLY INVESTMENT REPORT**  
 Quarter Ending September 30, 2015

**OPERATING**  
**Schedule of Investments by Fund**

Fund Number	Fund Name	Book Value 09/30/15	YTD Interest Earned	% of Total Invested
<b><u>Internal Service Funds</u></b>				
501	Liability Insurance	1,988,615	2,904	1.101%
502	Workers' Compensation Ins	754,427	1,102	0.418%
503	Flexible Benefit	163,469	240 **	0.091%
504	Unemployment Insurance	679,097	992	0.376%
505	Insurance Claim	2,191,451	3,202	1.214%
507	Animal Safety Fund	1,075,302	1,572	0.596%
		6,852,361	10,012	3.796%
<b><u>Other Funds</u></b>				
599	CC Toll Road Authority	21,731,790	31,745	12.036%
650	Judicial District	2,430,524	3,550	1.346%
701	State Fees Agency	736,770	1,076 *	0.408%
702	Unclaimed Holdings	267,778	390 *	0.148%
		25,166,862	36,761	13.938%
	Total Operating Investments	180,555,507	263,743	100.00%
	TexasTERM Fixed Term Interest Earned	28,372	***	
	Adjusted Book Value 09/30/15	180,583,879		

Notes

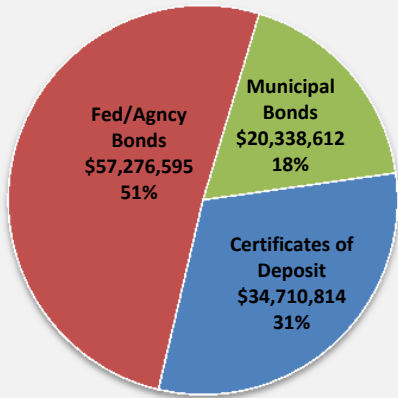
- \* Interest is recorded in Fund 001 General Fund
- \*\* Interest is recorded in Fund 505 Insurance Claim
- \*\*\* TexasTERM (FX) Int is not paid until maturity; therefore, int is accrued and thus omitted from Bk Val



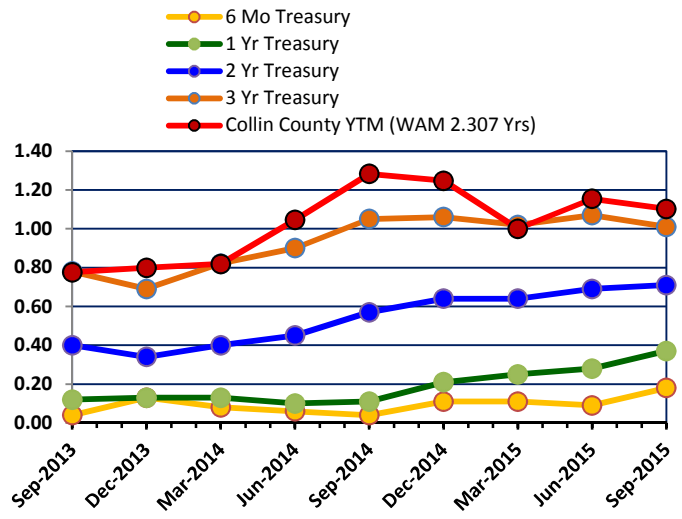
Collin County, Texas  
 QUARTERLY INVESTMENT REPORT  
 Quarter Ending September 30, 2015

**NON-OPERATING GROUP**

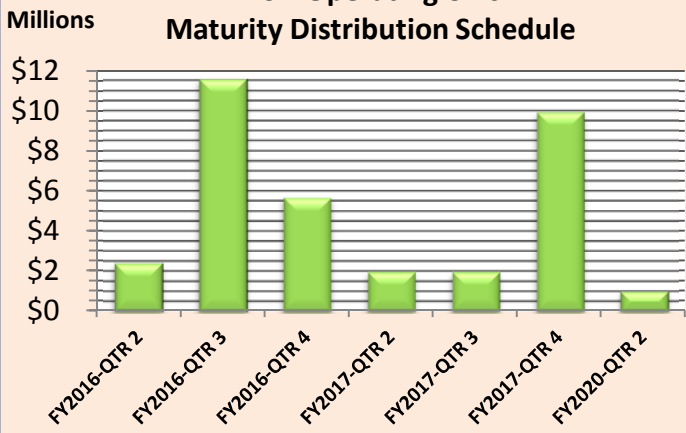
**Non-Operating Investments by Type at Quarter End**



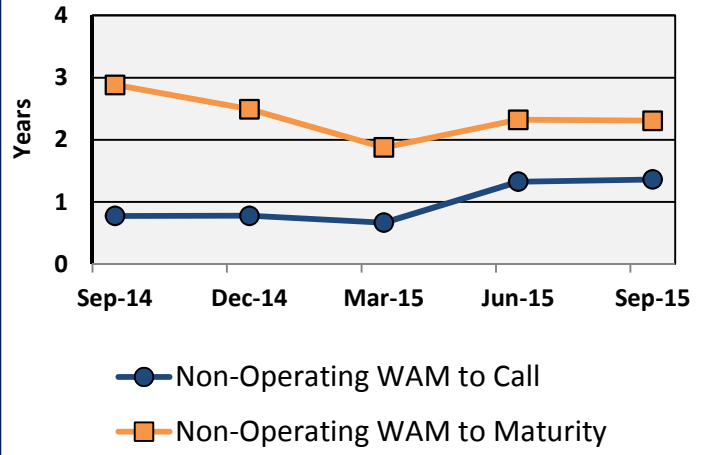
**Non-Operating Yields to Maturity**



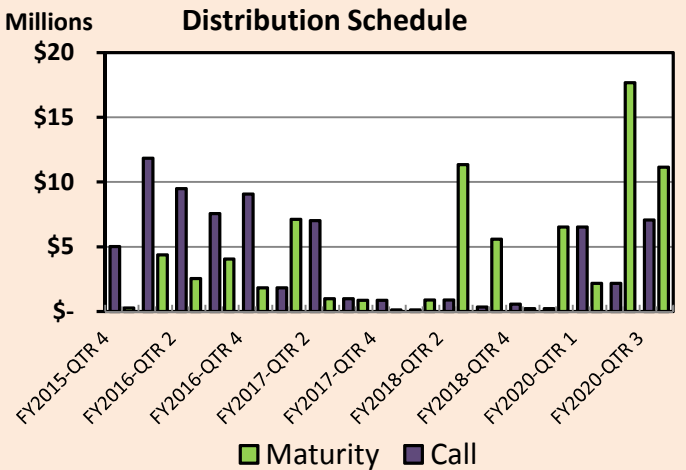
**Non-Operating CD's Maturity Distribution Schedule**



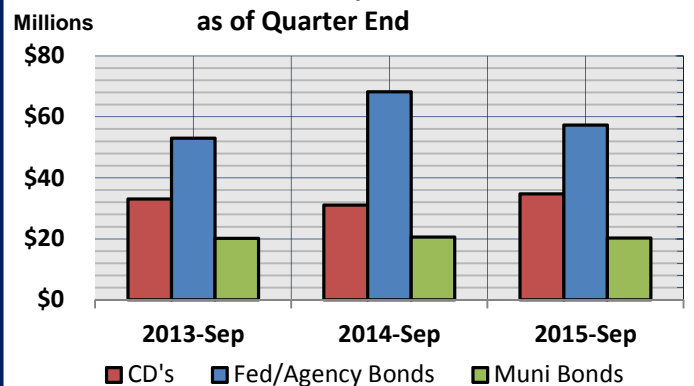
**Non-Operating Weighed Average Maturity**



**Non-Operating Bonds Maturity Distribution Schedule**



**Non-Operating Investments Three Year Comparison as of Quarter End**





Collin County, Texas  
 QUARTERLY INVESTMENT REPORT  
 Quarter Ending September 30, 2015

**NON-OPERATING  
 Investment Details**

NON-OPERATING GROUP	Security Name	Rating	Yield to Call (YTC)	Yield to Maturity (YTM)	Beginning Book Value 6/30/15	Increases	Decreases	Interest Earned QTD	Amortization/ Accretion	Ending Book Value 9/30/15	Beginning Market Value 6/30/15	Unrealized Gain / (Loss) Market Adj	Ending Market Value 9/30/15	Interest Accrued	Maturity / Call Date	Callable	
<b>Certificates of Deposit</b>																	
<b>Legacy Bank</b>																	
	CD #200559207-MATURED		0.450%		1,954,609		(1,955,573)	964		-	1,954,609	-	-		08/07/15	N	
	CD #200573215		0.450%		2,130,685			2,418		2,133,103	2,130,685		2,133,103		04/08/16	N	
	CD #200573218		0.450%		2,130,685			2,418		2,133,103	2,130,685		2,133,103		04/08/16	N	
	CD #200573221		0.450%		2,130,685			2,418		2,133,103	2,130,685		2,133,103		04/08/16	N	
	CD #200573224		0.450%		2,130,685			2,418		2,133,103	2,130,685		2,133,103		04/08/16	N	
	CD #200573228		0.450%		1,065,342			1,210		1,066,552	1,065,342		1,066,552		04/08/16	N	
	CD #200532700		0.450%		2,421,763			2,748		2,424,511	2,421,763		2,424,511		03/28/16	N	
	CD #201002708		0.350%		2,286,664			2,018		2,288,682	2,286,664		2,288,682		08/04/16	N	
	CD #201002728		0.350%		2,031,345			1,793		2,033,138	2,031,345		2,033,138		08/04/16	N	
	CD #201005479-MATURED		0.650%		7,990,529		(8,003,627)	13,098		-	7,990,529		-		09/28/15	N	
	CD #201007026		0.350%		1,001,564			884		1,002,448	1,001,564		1,002,448		01/16/17	N	
	CD #201007024		0.300%		375,503			284		375,787	375,503		375,787		07/16/16	N	
	CD #60050000103		0.350%		1,000,882			884		1,001,766	1,000,882		1,001,766		03/30/17	N	
	CD #60050000184		0.350%		1,000,585			893		1,001,478	1,000,585		1,001,478		04/29/17	N	
	CD #60050000244		0.350%		1,000,297			893		1,001,190	1,000,297		1,001,190		05/29/17	N	
	CD #200559207R1-RENEWED		0.700%		-	1,955,573		2,026		1,957,599	-		1,957,599		08/07/17	N	
	CD #201002724R1		0.500%		1,018,742			2,184		1,020,926	1,018,742		1,020,926		02/02/20	N	
	CD #201005479R1-RENEWED		0.780%		-	8,003,627	(498)	498		8,003,627	-		8,003,627	498	09/28/17	N	
	CD #201005477-MATURED		0.650%		-	300,000	(300,494)	494		-	-		-		09/28/15	N	
	CD #60050000377		0.520%		-	1,000,000		698		1,000,698	-		1,000,698		08/12/16	N	
					<b>31,670,565</b>	<b>11,259,200</b>	<b>(10,260,192)</b>	<b>41,241</b>	<b>-</b>	<b>32,710,814</b>	<b>31,670,565</b>	<b>-</b>	<b>32,710,814</b>	<b>498</b>			
<b>TexasTERM</b>																	
	CD #1247010602151		0.490%		-	2,000,000	(1,361)	1,361		2,000,000	-		2,000,000	3,294	06/01/16	N	
					-	2,000,000	(1,361)	1,361		2,000,000	-		2,000,000	3,294			
<b>Federal/Agency Bonds</b>																	
<b>American National Bank</b>																	
	CUSIP #3136G1JW0	Fannie Mae	AA+	0.949%	1.122%	3,000,000		(8,438)	8,438	-	3,000,000	2,998,646	2,557	3,001,203	15,281	10/18/15	Y
	CUSIP #912828KW9	US Treasury	AA+		1.417%	409,623		(3,292)	3,292	(1,819)	407,804	413,736	(2,660)	411,076	4,402	05/31/16	N
	CUSIP #31359MH89	Fannie Mae	AA+		2.427%	254,298		(3,125)	3,125	(1,523)	252,775	258,297	(2,867)	255,430	556	03/15/16	N
	CUSIP #3137EACT4	Freddie Mac	AA+		1.139%	312,437		(1,938)	1,938	(673)	311,764	316,013	(1,615)	314,398	2,669	05/27/16	N
	CUSIP #3137EACW7#1	Freddie Mac	AA+		1.152%	252,401		(1,250)	1,250	(522)	251,879	254,261	(827)	253,434	500	08/25/16	N
	CUSIP #3137EACW7#2	Freddie Mac	AA+		0.351%	30,477		(150)	150	(104)	30,373	30,702	(141)	30,561	60	08/25/16	N
	CUSIP #3135G0GY3	Fannie Mae	AA+		1.215%	425,225		(1,328)	1,328	(35)	425,190	429,406	(348)	429,058	900	01/30/17	N
	CUSIP #3137EADC0	Freddie Mac	AA+		1.089%	299,565		(750)	750	65	299,630	301,890	17	301,907	192	03/08/17	N
	CUSIP #3134G3K82	Freddie Mac	AA+		0.769%	299,914		(563)	563	13	299,927	300,670	153	300,823	25	03/27/17	N
	CUSIP #31398ADM1	Fannie Mae	AA+		0.776%	243,798		(3,023)	3,023	(2,413)	241,385	245,066	(2,207)	242,859	3,662	06/12/17	N
	CUSIP #3134G3ZH6	Freddie Mac	AA+		1.000%	500,000		(1,250)	1,250	-	500,000	501,887	959	502,846	917	07/25/17	N
	CUSIP #313380EC7	Fed Home Ln Bank	AA+		0.768%	249,901		(469)	469	11	249,912	249,416	641	250,057	120	09/08/17	N
	CUSIP #3133ECGC2	Fed Farm Cr Bank	AA+		1.074%	300,047		(810)	810	(5)	300,042	299,950	78	300,028	315	02/26/18	N
	CUSIP #3137EABP3	Freddie Mac	AA+		1.650%	329,932		(3,656)	3,656	(2,537)	327,395	333,190	(1,737)	331,453	4,388	06/13/18	N
	CUSIP #3136G1JW0	Fannie Mae	AA+	0.949%	1.122%	3,000,000		(8,438)	8,438	-	3,000,000	2,998,647	2,556	3,001,203	15,281	10/18/15	Y
	CUSIP #3133ECQ56	Fed Farm Cr Bank	AA+	1.080%	1.080%	5,000,000		(13,500)	13,500	-	5,000,000	4,980,850	16,815	4,997,665	19,350	10/05/15	Y
	CUSIP #3130A24T0#1-CALL	Fed Home Ln Bank	AA+	2.143%	2.113%	358,782		(359,824)	975	67	-	360,855	(360,855)	-	-	09/19/15	Y
	CUSIP #3130A24T0#2-CALL	Fed Home Ln Bank	AA+	2.354%	2.134%	746,864		(749,066)	2,031	171	-	751,180	(751,180)	-	-	09/19/15	Y
	CUSIP #3130A27K6-CALL	Fed Home Ln Bank	AA+	1.502%	2.046%	4,995,015		(5,010,067)	14,757	295	-	5,006,250	(5,006,250)	-	-	09/26/15	Y
	CUSIP #3134G33T5	Fed Home Ln Mtg Corp	AA+		1.508%	1,990,632		(7,000)	7,000	518	1,991,150	1,974,264	27,632	2,001,896	6,378	01/09/20	N
	CUSIP #313381C94	Fed Home Ln Bank	AA+	1.446%	1.446%	1,347,000		(4,688)	4,688	141,111	1,488,111	1,475,211	21,483	1,496,694	5,625	12/13/19	N
	CUSIP #3133EEMA5	Fed Farm Cr Bank	AA+		1.427%	5,015,888		(18,750)	18,750	(883)	5,015,005	4,992,585	27,290	5,019,875	18,958	12/30/19	N
	CUSIP #3137EADR7	Fed Home Ln Mtg Corp	AA+		1.586%	1,980,463		(6,875)	6,875	1,011	1,981,474	1,971,578	26,596	1,998,174	11,458	05/01/20	N
	CUSIP #3130A5BQ1	Fed Home Ln Bank	AA+	2.135%	2.193%	573,590		(1,797)	1,797	72	573,662	575,087	934	576,021	2,476	11/27/15	Y



Collin County, Texas  
 QUARTERLY INVESTMENT REPORT  
 Quarter Ending September 30, 2015

**NON-OPERATING  
 Investment Details**

NON-OPERATING GROUP	Security Name	Rating	Yield to Call	Yield to Maturity	Beginning Book Value	Increases	Decreases	Interest Earned	Amortization/ Accretion	Ending Book Value	Beginning Market Value	Unrealized Gain / (Loss)	Ending Market Value	Interest Accrued	Maturity / Call Date	Callable
			(YTC)	(YTM)	6/30/15			QTD	9/30/15	6/30/15	Market Adj	9/30/15				
CUSIP #3133EEU65	Fed Farm Cr Bank	AA+	1.886%	1.857%	4,998,272		(23,125)	23,125	88	4,998,360	4,973,550	52,695	5,026,245	29,035	06/08/16	Y
CUSIP #313383HU8	Fed Home Ln Bank	AA+		1.841%	4,978,628		(21,875)	21,875	1,080	4,979,708	4,994,810	67,730	5,062,540	26,493	06/12/20	Y
CUSIP #3130A5SD2	Fed Home Ln Bank	AA+	1.400%	2.112%	5,000,000		(17,500)	17,500		5,000,000	5,000,340	7,280	5,007,620	17,694	12/31/15	N
CUSIP #3134G7EB3-PURCH	Freddie Mac	AA+	1.401%	1.276%	-	5,000,000	(16,076)	12,326	247	4,996,497	-	5,013,355	5,013,355	12,326	01/20/16	Y
CUSIP #3134G7FY2-PURCH	Freddie Mac	AA+	2.076%	2.016%	-	5,000,000	(20,972)	17,222	129	4,996,379	-	5,040,450	5,040,450	17,222	07/29/16	Y
CUSIP #3133EAZQ4-PURCH	Fed Farm Cr Bank	AA+		1.573%	-	1,110,000	(1,453)	287	4	1,108,838	-	1,109,729	1,109,729	3,202	07/24/20	N
CUSIP #3135G0D75-PURCH	Fannie Mae	AA+		1.555%	-	5,000,000	(13,958)	1,458	51	4,987,551	-	4,999,995	4,999,995	20,625	08/22/20	N
					46,892,752	16,110,000	(6,325,006)	202,646	134,419	57,014,811	46,988,337	10,288,258	57,276,595	240,110		
<b>Municipal Bonds</b>																
American National Bank																
CUSIP #014365AX8	Alderwood WA Wtr Rev	AA+		1.127%	364,223		(3,500)	3,500	(2,510)	361,713	365,936	(2,114)	363,822	4,667	12/01/16	N
CUSIP #04184KGW9	Arlington TX WTR	AA+		1.553%	151,251		(938)	938	(342)	150,909	152,931	(691)	152,240	1,250	06/01/16	N
CUSIP #052429Y92	Austin Texas ISD 1	AAA		1.318%	207,976		(2,500)	2,500	(1,840)	206,136	209,720	(1,872)	207,808	1,667	08/01/16	N
CUSIP #052430CY9	Austin Texas ISD 2	AA+		1.227%	104,009		(1,250)	1,250	(925)	103,084	104,860	(936)	103,924	833	08/01/16	N
CUSIP #073186ES3	Baytown Texas G/O	AA		1.020%	375,703		(1,850)	1,850	(900)	374,803	377,962	(362)	377,600	1,233	02/01/17	N
CUSIP #075671KK2	Becker Minn ISD	AA+		0.963%	139,270		(1,013)	1,013	(674)	138,596	139,624	(473)	139,151	675	02/01/17	N
CUSIP #076465XX6	Bedford Texas GO	AA		1.472%	200,540		(1,000)	1,000	(231)	200,309	201,736	(686)	201,050	667	02/01/16	N
CUSIP #085275A62	Bernalillo Cnty N Mex	AA1		1.093%	282,032		(2,319)	2,319	(1,648)	280,384	282,813	(548)	282,265	1,546	02/01/18	N
CUSIP #085279QG5	Bernalillo N Mexico Mun	AA1		1.602%	130,567		(650)	650	(131)	130,436	131,719	(245)	131,474	433	08/01/16	N
CUSIP #088365CL3	Bexar Cnty Tex Hosp	AA+		1.748%	106,504		(1,050)	1,050	(605)	105,899	107,405	(950)	106,455	537	02/15/16	N
CUSIP #094275GD0	Blooming Grove TX ISD / Z-CPN	Aaa		1.462%	133,694		-	-	508	134,202	135,143	968	136,111	-	08/15/18	N
CUSIP #096833TF5	Boca Raton Florida	AAA		1.641%	377,519		(4,563)	4,563	(3,130)	374,389	381,597	(3,804)	377,793	4,563	07/01/16	N
CUSIP #101565ZW2	Boulder / Z-CPN	AA2		1.353%	294,093		-	-	1,020	295,113	295,740	1,299	297,039	-	12/15/16	N
CUSIP #101565ZY8	Boulder/Lar/Weld CO	AA2		1.000%	200,000		(500)	500	-	200,000	200,732	260	200,992	589	12/15/16	N
CUSIP #113835L75	Brooklyn Center Minn-PURCH	AA		2.850%	-	161,036	(1,059)	1,059	(301)	160,735	-	163,029	163,029	1,059	02/01/20	N
CUSIP #114385EE3	Brooks Co Tex ISD	AAA		1.350%	129,936		(1,563)	1,563	(1,099)	128,837	130,969	(1,175)	129,794	799	08/15/16	N
CUSIP #114889VQ8	Broward Cnty FLA	AA+		1.883%	132,095		(1,625)	1,625	(1,048)	131,047	133,043	(1,513)	131,530	1,625	01/01/16	N
CUSIP #114889WH7	Broward County FL	AAA		1.149%	186,594		(1,750)	1,750	(1,159)	185,435	188,218	(210)	188,008	1,750	01/01/18	N
CUSIP #114889VY1	Broward County FL GO	AA+		1.084%	205,908		(1,500)	1,500	(984)	204,924	206,850	(784)	206,066	1,500	01/01/17	N
CUSIP #121403XH7	Burleson Texas ISD	AAA		1.448%	102,655		(1,000)	1,000	(613)	102,042	103,567	(724)	102,843	667	08/01/16	N
CUSIP #127145FG0	Cache Cnty Utah	AAA		1.260%	207,178		(2,500)	2,500	(1,878)	205,300	208,038	(1,936)	206,102	2,944	06/15/16	N
CUSIP #148537LN1	Castleberry ISD TX	AAA		1.117%	103,102		(625)	625	(366)	102,736	103,734	(218)	103,516	319	08/15/17	N
CUSIP #159807Q74	Charles Cnty MD	AA+		1.478%	102,494		(1,250)	1,250	(935)	101,559	103,103	(1,133)	101,970	417	03/01/16	N
CUSIP #186072QQ0	Cleveland Cnty OK GO	AA2		1.009%	504,055		(1,875)	1,875	(608)	503,447	506,065	80	506,145	625	03/01/17	N
CUSIP #388640VS0	Colleyville ISD / Z-CPN	AAA		1.372%	295,449		-	-	1,019	296,468	298,410	996	299,406	-	08/15/16	N
CUSIP #222057FN6	Cotulla Texas ISD G/O	AAA		1.084%	613,767		(3,025)	3,025	(1,351)	612,416	616,217	(1,005)	615,212	1,546	02/15/17	N
CUSIP #232760T81	Cypress-Fairbks TX ISD	AAA		0.984%	232,989		(1,828)	1,828	(1,231)	231,758	234,306	(862)	233,444	934	02/15/17	N
CUSIP #234685KL8	Dallas Cnty GO	AAA		0.919%	131,089		(1,250)	1,250	(939)	130,150	131,791	(725)	131,066	639	02/15/17	N
CUSIP #235308QJ5	Dallas TX ISD GO BABS	AAA		1.680%	217,944		(2,125)	2,125	(1,239)	216,705	218,648	1,100	219,748	1,086	02/15/19	N
CUSIP #239019XP2	Davis Cnty UT SHC Dist	AAA		1.525%	179,990		(1,969)	1,969	(1,279)	178,411	181,605	(1,761)	179,844	2,625	06/01/16	N
CUSIP #2490015V6	Denton Texas ISD	AAA		1.339%	104,073		(1,250)	1,250	(907)	103,166	105,003	(991)	104,012	639	08/15/16	N
CUSIP #2638672F9	Dubuque Iowa GO	AA1		0.726%	109,029		(788)	788	(526)	108,503	109,400	(324)	109,076	1,050	06/01/17	N
CUSIP #270083XU7	Eanes Texas ISD	AAA		1.172%	130,083		(1,563)	1,563	(1,173)	128,910	131,075	(1,170)	129,905	1,042	08/01/16	N
CUSIP #283734MM0	El Paso Texas G/O	AA		1.381%	103,948		(1,250)	1,250	(880)	103,068	105,013	(921)	104,092	639	08/15/16	N
CUSIP #303531ZV2	Fairbanks AK Boro GO	AA		1.578%	203,604		(2,000)	2,000	(1,201)	202,403	205,266	(1,652)	203,614	4,000	04/01/16	N
CUSIP #304765HU7	Fairfield TX ISD	AAA		1.533%	302,863		(2,250)	2,250	(1,151)	301,712	304,530	(1,752)	302,778	1,150	02/15/16	N
CUSIP #346766NU8	Fort Bend Texas Cnty	AA+		1.634%	132,177		(1,300)	1,300	(816)	131,361	132,968	(1,065)	131,903	433	03/01/16	N
CUSIP #347550LN3	Fort Lauderdale GO	AA		1.348%	203,346		(1,500)	1,500	(837)	202,509	204,960	(1,050)	203,910	1,500	07/01/16	N
CUSIP #366155YP8	Garland TX ISD	AAA		0.933%	508,710		(2,500)	2,500	(1,342)	507,368	510,700	(405)	510,295	1,278	02/15/17	N
CUSIP #366168GR7	Garland Wtr & Swr	AA		1.663%	116,053		(863)	863	(395)	115,658	117,029	(717)	116,312	288	03/01/16	N
CUSIP #381460SQ8	Goldsboro NC	AA-		1.350%	169,823		(574)	574	15	169,838	170,201	1,004	171,205	485	07/15/18	N
CUSIP #3886226G2	Grapevine Texas G/O	AA		1.992%	152,781		(1,875)	1,875	(1,118)	151,663	153,972	(1,554)	152,418	958	02/15/16	N



Collin County, Texas  
 QUARTERLY INVESTMENT REPORT  
 Quarter Ending September 30, 2015

NON-OPERATING  
 Investment Details

NON-OPERATING GROUP	Security Name	Rating	Yield to Call (YTC)	Yield to Maturity (YTM)	Beginning Book Value 6/30/15	Increases	Decreases	Interest Earned QTD	Amortization/ Accretion	Ending Book Value 9/30/15	Beginning Market Value 6/30/15	Unrealized Gain / (Loss) Market Adj	Ending Market Value 9/30/15	Interest Accrued	Maturity / Call Date	Callable	
CUSIP #394591DH1	Greene Co / Z-CPN	NR	1.655%	1.655%	98,883		-	-	421	99,304	99,597	233	99,830	-	03/01/16	Y	
CUSIP #442331QZ0	Houston TEX Impt GO	AA	1.736%	1.736%	91,394		(900)	900	(523)	90,871	92,200	(796)	91,404	300	03/01/16	N	
CUSIP #44236PDJ4	Houston TX Cmnty	AA+	1.721%	1.721%	132,724		(1,625)	1,625	(1,095)	131,629	133,540	(1,399)	132,141	831	02/15/16	N	
CUSIP #4450428G2	Humble Texas ISD	AAA	1.816%	1.816%	302,229		(2,250)	2,250	(896)	301,333	305,085	(1,944)	303,141	1,150	02/15/16	N	
CUSIP #448492UC0	Hutto ISD / Z-CPN PRE	AAA	1.302%	1.302%	78,670		-	-	297	78,967	79,591	77	79,668	-	08/01/16	Y	
CUSIP #448492UH9	Hutto ISD / Z-CPN UNREF	AAA	1.302%	1.302%	49,249		-	-	186	49,435	49,308	566	49,874	-	08/01/16	N	
CUSIP #47844PBW4	Johnson County KS GO	AAA	1.470%	1.470%	432,654		(2,150)	2,150	(569)	432,085	437,469	(989)	436,480	717	09/01/16	N	
CUSIP #48542KM30	Kansas St Dev Revs	AAA	1.049%	1.049%	128,126		(781)	781	(447)	127,679	129,029	(306)	128,723	1,563	04/01/17	Y	
CUSIP #487694FA4	Keller Texas ISD	AA	1.010%	1.010%	104,341		(938)	938	(669)	103,672	104,559	(461)	104,098	479	02/15/17	N	
CUSIP #499530KR3	Knox Cnty Tenn / Z-CPN	AAA	1.512%	1.512%	123,815		-	-	507	124,322	124,560	248	124,808	-	02/01/16	Y	
CUSIP #982671E21	KS Wyandotte CO	AA	0.741%	0.741%	510,847		(3,750)	3,750	(2,503)	508,344	512,740	(2,350)	510,390	2,500	08/01/16	N	
CUSIP #504102XZ2	La Porte Texas ISD	AA	1.326%	1.326%	261,134		(2,500)	2,500	(1,716)	259,418	262,393	(1,303)	261,090	1,278	02/15/17	N	
CUSIP #5288107P3	Lewisville TX GO	AAA	1.760%	1.760%	101,394		(1,000)	1,000	(560)	100,834	102,303	(895)	101,408	511	02/15/16	N	
CUSIP #5288283S3	Lewisville TX ISD GO	AAA	1.364%	1.364%	105,193		(750)	750	(416)	104,777	106,312	(65)	106,247	383	08/15/18	N	
CUSIP #534366BS7	Lincoln NE Haymarkt G/O	AAA	0.956%	0.956%	104,927		(750)	750	(502)	104,425	105,273	(111)	105,162	883	12/15/17	N	
CUSIP #537428M50	Little Rock AR ISD GO	AA3	1.299%	1.299%	166,764		(825)	825	(279)	166,485	167,823	(26)	167,797	550	02/01/17	N	
CUSIP #542264EP7	Lone Star TX Clg Sys GO	AAA	1.123%	1.123%	309,485		(2,250)	2,250	(1,462)	308,023	311,316	(1,026)	310,290	1,150	02/15/17	N	
CUSIP #551702AH6	Lynnwood WA Rev	AA	1.169%	1.169%	202,779		(1,950)	1,950	(1,373)	201,406	204,171	(1,320)	202,851	2,600	12/01/16	N	
CUSIP #564386BC3	Mansfield Texas ISD	AA	1.654%	1.654%	126,870		(1,250)	1,250	(752)	126,118	127,863	(1,113)	126,750	639	02/15/16	N	
CUSIP #581646Z25	McKinney Tx Tax Rev	AAA	1.910%	1.910%	151,908		(721)	721	(153)	151,755	152,189	762	152,951	368	08/15/18	N	
CUSIP #60636PFA3	Missouri St Envir	AAA	1.388%	1.388%	171,495		(2,217)	2,217	(1,623)	169,872	173,171	(1,883)	171,288	2,217	07/01/16	N	
CUSIP #61138PCN9	Monroe Wash Wtr/Swr	AA	1.700%	1.700%	102,381		(1,000)	1,000	(549)	101,832	102,612	(757)	102,855	667	08/01/16	N	
CUSIP #930863P82	NC Wake Cnty GO	AAA	1.005%	1.005%	107,028		(1,000)	1,000	(680)	106,348	108,015	(283)	107,732	667	02/01/18	N	
CUSIP #639557QC4	Nebo Utah ISD	AAA	1.225%	1.225%	510,238		(4,063)	4,063	(2,559)	507,679	513,125	(2,805)	510,320	4,063	07/01/16	N	
CUSIP #720373GQ6	Pierce Cnty WA ISD	AAA	1.023%	1.023%	507,113		(2,500)	2,500	(1,255)	505,858	509,905	(785)	509,120	3,333	12/01/16	N	
CUSIP #723215FZ7	Pinellas County FL Swr	AA-	0.886%	0.886%	140,871		(1,313)	1,313	(872)	139,999	141,141	(1,141)	140,000	2,625	10/01/15	N	
CUSIP #727177EZ6-MATURED	Plano Texas	AAA	1.327%	1.327%	150,872		(151,313)	1,313	(872)	-	151,170	(151,170)	-	-	-	09/01/15	N
CUSIP #763227HA6	Richardson TX G/O	AAA	1.141%	1.141%	379,448		(2,813)	2,813	(1,787)	377,661	381,308	(2,415)	378,893	1,438	02/15/16	N	
CUSIP #763227GP4	Richardson TX GO	AAA	1.269%	1.269%	252,982		(1,250)	1,250	(460)	252,522	255,593	(238)	255,355	639	02/15/17	N	
CUSIP #763227HB4	Richardson TX GO Ser B	AAA	1.269%	1.269%	202,385		(1,000)	1,000	(368)	202,017	204,026	(152)	203,874	511	02/15/17	N	
CUSIP #779460JP0	Rowan Cnty NC G/O	AA-	1.001%	1.001%	198,005		(975)	975	(474)	197,531	199,413	(330)	199,083	650	02/01/17	N	
CUSIP #717146MK7	San Juan Alamo Tex	AAA	1.738%	1.738%	105,156		(1,281)	1,281	(814)	104,342	102,702	(1,127)	101,575	854	02/01/16	Y	
CUSIP #819190RX9	Shakopee Minn ISD	AA2	1.064%	1.064%	309,003		(2,250)	2,250	(1,421)	307,582	310,989	(957)	310,032	1,500	02/01/17	N	
CUSIP #820123SC2	Sharyland TX ISD	AAA	1.195%	1.195%	240,509		(2,300)	2,300	(1,619)	238,890	242,268	(1,299)	240,969	1,176	02/15/17	N	
CUSIP #831168FD6	Slaton TX ISD	AAA	1.785%	1.785%	332,555		(2,475)	2,475	(1,027)	331,528	334,475	(1,719)	332,756	1,265	02/15/16	N	
CUSIP #844424N31	Southlake TX Wtr & Swr	AAA	1.604%	1.604%	206,829		(1,538)	1,538	(734)	206,095	208,323	(1,271)	207,052	786	02/15/16	N	
CUSIP #791451HY6	St Louis MO CO SCH	AA1	1.699%	1.699%	100,850		(750)	750	(341)	100,509	101,436	(544)	100,892	383	02/15/16	N	
CUSIP #881847RG4	Texarkana ISD	AAA	0.924%	0.924%	103,325		(750)	750	(512)	102,813	103,448	(409)	103,039	383	02/15/17	N	
CUSIP #882135N36	Texas A & M Univ Revs	AA+	1.561%	1.561%	205,864		(2,500)	2,500	(1,681)	204,183	208,086	(2,202)	205,884	3,778	05/15/16	N	
CUSIP #89453PFFJ3	Travis Cnty TX GO	AAA	1.091%	1.091%	355,391		(1,750)	1,750	(808)	354,583	357,179	(228)	356,951	583	03/01/17	N	
CUSIP #89438V4Y9	Travis County TX GO-100Shr	AAA	1.873%	1.873%	100,493		(656)	656	(184)	100,309	101,561	(550)	101,011	219	03/01/16	N	
CUSIP #89453PEN5	Travis County TX GO-130Shr	AAA	1.070%	1.070%	130,948		(488)	488	(142)	130,806	131,600	73	131,673	163	03/01/17	N	
CUSIP #89453PDM8	Travis County TX GO-155Shr	AAA	1.761%	1.761%	155,247		(775)	775	(92)	155,155	156,674	(564)	156,110	258	03/01/16	N	
CUSIP #899607GU3	Tulsa Cnty Okla ISD	AA+	1.131%	1.131%	499,515		(1,250)	1,250	162	499,677	502,130	(200)	501,930	2,500	04/01/16	N	
CUSIP #899559NH7	Tulsa OK Cnty ISD	AA	1.043%	1.043%	508,253		(2,500)	2,500	(1,179)	507,074	510,670	(385)	510,285	5,000	04/01/17	N	
CUSIP #88283LAU0	TX ST Transn Comm Rev	AAA	1.607%	1.607%	256,307		(3,125)	3,125	(2,102)	254,205	258,708	(2,785)	255,923	6,247	04/01/16	N	
CUSIP #902273TW1	Tyler Texas ISD	AA	1.237%	1.237%	128,640		(938)	938	(561)	128,079	128,900	(304)	128,596	479	02/15/17	N	
CUSIP #920219MG4	Valleyview Texas ISD	AAA	1.319%	1.319%	208,629		(2,000)	2,000	(1,330)	207,299	210,746	(1,406)	209,340	1,022	02/15/17	N	
CUSIP #464434GF0	WA Island Cnty Sch	AA1	1.114%	1.114%	126,530		(1,250)	1,250	(917)	125,613	126,926	(1,156)	125,770	1,667	12/01/15	N	
CUSIP #93974ATV6	Wash St Motor Veh / Z-CPN	AA+	1.163%	1.163%	245,872		-	-	732	246,604	248,080	653	248,733	-	12/01/16	N	
CUSIP #939745V44	Washington State / Z-CPN 1	AA+	1.672%	1.672%	109,172		-	-	414	109,586	109,871	80	109,951	-	01/01/16	N	
CUSIP #93974AYU2	Washington State / Z-CPN 2	AA+	1.678%	1.678%	98,463		-	-	421	98,884	99,667	130	99,797	-	06/01/16	N	
CUSIP #947535AG5	Webb Consn ISD / Z-CPN	AAA	0.979%	0.979%	298,163		-	-	739	298,902	298,800	573	299,373	-	02/15/16	N	



Collin County, Texas  
 QUARTERLY INVESTMENT REPORT  
 Quarter Ending September 30, 2015

**NON-OPERATING  
 Investment Details**

NON-OPERATING GROUP	Security Name	Rating	Yield to Call	Yield to Maturity	Beginning Book Value	Increases	Decreases	Interest Earned	Amortization/ Accretion	Ending Book Value	Beginning Market Value	Unrealized Gain / (Loss)	Ending Market Value	Interest Accrued	Maturity / Call Date	Callable
			(YTC)	(YTM)	6/30/15			QTD	9/30/15	6/30/15	Market Adj	9/30/15				
CUSIP #956398SR3	West Univ Place TX	AAA	1.229%		288,497		(1,425)	1,425	(552)	287,945	290,324	(191)	290,133	950	02/01/17	N
CUSIP #969887YJ1	Williamson County TX GO	AAA	1.556%		100,917		(750)	750	(368)	100,549	101,695	(648)	101,047	383	02/15/16	N
CUSIP #970667SM4	Willis TX ISD	AAA	1.162%		101,642		(938)	938	(660)	100,982	101,903	(743)	101,160	479	02/15/16	N
					20,271,790	161,036	(289,313)	139,313	(74,329)	20,208,497	20,397,560	(58,948)	20,338,612	113,444		
					98,835,107	29,530,236	(16,875,872)	384,561	60,090	111,934,122	99,056,462	10,229,310	112,326,021	357,346		



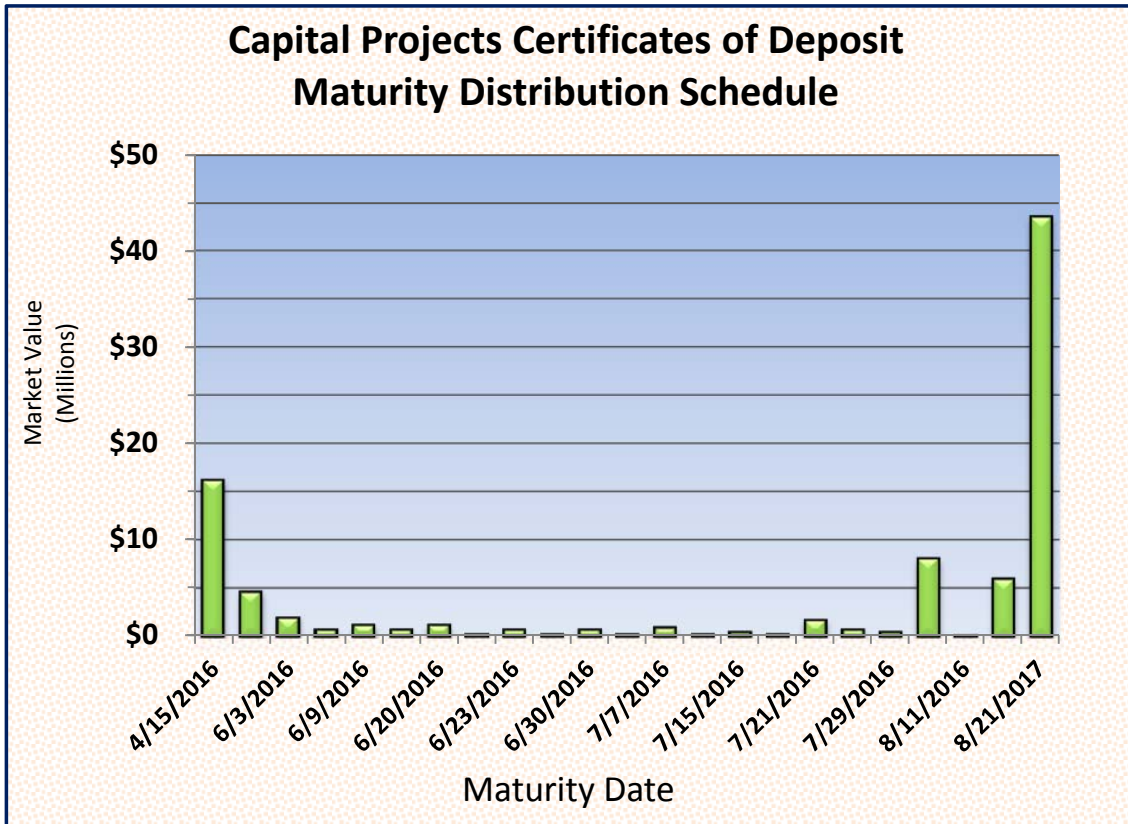
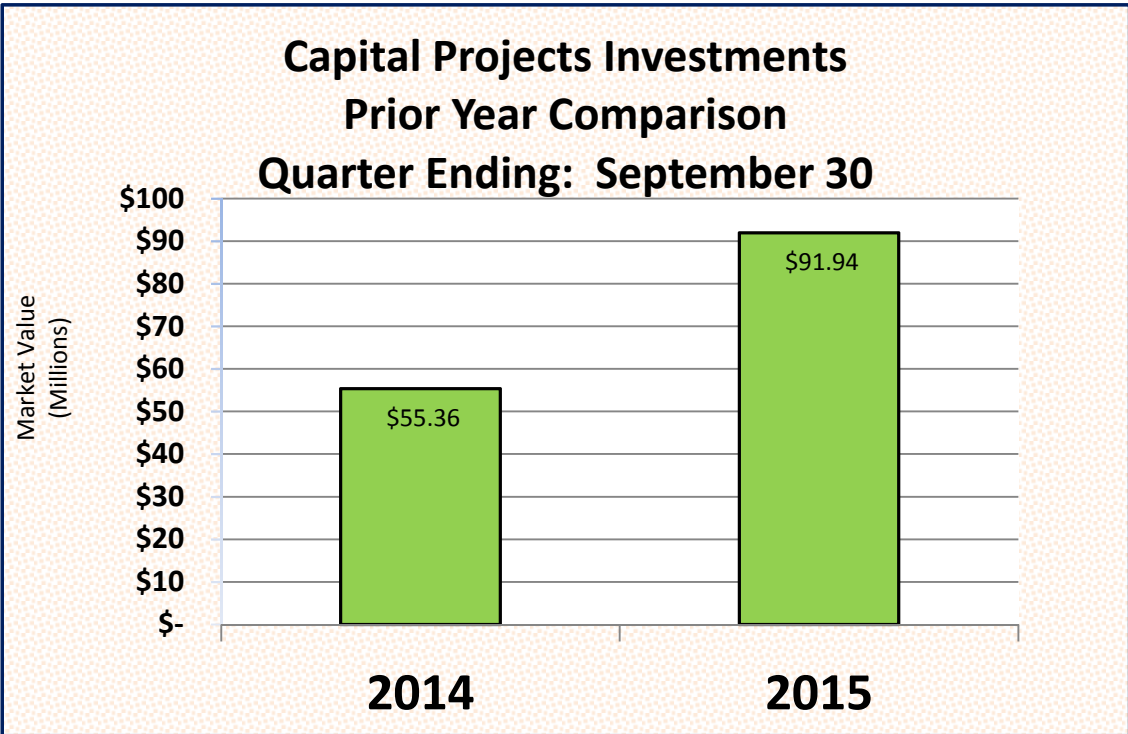
Collin County, Texas  
**QUARTERLY INVESTMENT REPORT**  
 Quarter Ending September 30, 2015

**NON-OPERATING**  
**Schedule of Investments by Fund**

Fund Number	Fund Name	Book Value 09/30/15	YTD Interest Earned	% of Total Invested
<b><u>General Funds</u></b>				
001	General	100,206,303	698,026	81.317%
499	Permanent Improvements	2,033,138	14,163	1.650%
		102,239,441	712,189	82.967%
<b><u>Special Revenue Funds</u></b>				
010	Road and Bridge	2,424,511	16,885	1.967%
040	Health Care Foundation	4,981,474	34,696	4.042%
		7,405,985	51,581	6.009%
<b><u>Grant Funds</u></b>				
184	RTR-Outer Loop PH3 75-121	2,288,682	15,940	1.857%
		2,288,682	15,940	1.857%
	SubTotal Non-Operating Investments (Excluding Fiduciary Funds)	111,934,108	779,710	90.833%
<b><u>Fiduciary (Agency) Funds</u></b>				
731	County Clerk - Trust	5,177,793	36,070	4.202%
736	District Clerk - Trust	2,642,763	18,412	2.145%
750	Tax Assessor/Collector	3,474,636	24,207	2.820%
		11,295,192	78,689	9.167%
	Total Non-Operating Investments	123,229,300	858,399	100.000%



**CAPITAL PROJECTS GROUP**





Collin County, Texas  
 QUARTERLY INVESTMENT REPORT  
 Quarter Ending September 30, 2015

**CAPITAL PROJECTS**  
**Investment Details**

CAPITAL PROJECTS GROUP	Yield to Maturity (YTM)	Beginning Book Value 6/30/15	Increases	Decreases	Interest Earned QTD	Ending Book Value 9/30/15	Beginning Market Value 6/30/15	Ending Market Value 9/30/15	Interest Accrued	Maturity Date
<b>Certificates of Deposit</b>										
Legacy Bank										
CD #200547878-MATURED	0.6000%	3,779,167		(3,779,912)	745	-	3,779,167	-	-	07/10/15
CD #200574706-MATURED	0.6000%	16,247,511		(16,252,051)	4,540	-	16,247,511	-	-	07/15/15
CD #201002712	0.3500%	1,015,672			897	1,016,569	1,015,672	1,016,569	-	08/04/16
CD #201002718	0.3500%	3,557,032			3,139	3,560,171	3,557,032	3,560,171	-	08/04/16
CD #201002722	0.3500%	3,554,854			3,137	3,557,991	3,554,854	3,557,991	-	08/04/16
CD #201005477-MATURED	0.6500%	752,662		(753,901)	1,239	-	752,662	-	-	09/28/15
CD #201005477-MATURED	0.6500%	1,371,402		(1,373,166)	1,764	-	1,371,402	-	-	09/28/15
CD #201005502-MATURED	0.6500%	20,227,747		(20,261,627)	33,880	-	20,227,747	-	-	09/30/15
CD #60050000377-PURCH	0.5200%	-	6,000,000		4,189	6,004,189	-	6,004,189	-	08/12/16
CD #60050000385-PURCH	0.9000%	-	43,488,000		42,900	43,530,900	-	43,530,900	-	08/21/17
CD #200574706R1-RENEWED	0.4500%	-	16,252,052		15,433	16,267,485	-	16,267,485	-	04/15/16
		<b>50,506,047</b>	<b>65,740,052</b>	<b>(42,420,657)</b>	<b>111,863</b>	<b>73,937,305</b>	<b>50,506,047</b>	<b>73,937,305</b>	<b>-</b>	
TexasTERM										
CD #1247010602151	0.4900%	6,694,000		(2,010,054)	10,054	4,694,000	6,694,000	4,694,000	10,763	06/01/16
CD #1247010604151	0.4200%	1,984,000		(2,100)	2,100	1,984,000	1,984,000	1,984,000	2,717	06/03/16
CD #1247010608151	0.4800%	496,000		(600)	600	496,000	496,000	496,000	750	06/07/16
CD #1247010608152	0.5000%	248,000		(313)	313	248,000	248,000	248,000	391	06/07/16
CD #1247010610151	0.6000%	743,000		(1,124)	1,124	743,000	743,000	743,000	1,380	06/09/16
CD #1247010610152	0.4200%	496,000		(525)	525	496,000	496,000	496,000	645	06/09/16
CD #1247010612151	0.4500%	744,000		(844)	844	744,000	744,000	744,000	1,018	06/13/16
CD #1247010619151	0.4300%	1,240,000		(1,344)	1,344	1,240,000	1,240,000	1,240,000	1,519	06/20/16
CD #1247010623151	0.4500%	248,000		(281)	281	248,000	248,000	248,000	306	06/22/16
CD #1247010624151	0.5100%	744,000		(956)	956	744,000	744,000	744,000	1,029	06/23/16
CD #1247010626151	0.5000%	248,000		(313)	313	248,000	248,000	248,000	330	06/27/16
CD #1247010701151	0.4200%	-	744,000	(788)	788	744,000	-	744,000	788	06/30/16
CD #1247010702151	0.5500%	-	248,000	(340)	340	248,000	-	248,000	340	07/01/16
CD #1247010708151	0.4400%	-	992,000	(1,016)	1,016	992,000	-	992,000	1,016	07/07/16
CD #1247010709151	0.4500%	-	248,000	(257)	257	248,000	-	248,000	257	07/08/16
CD #1247010716151	0.4800%	-	496,000	(502)	502	496,000	-	496,000	502	07/15/16
CD #1247010717151	0.5100%	-	248,000	(263)	263	248,000	-	248,000	263	07/18/16
CD #1247010721151	0.5000%	-	1,488,000	(1,468)	1,468	1,488,000	-	1,488,000	1,468	07/21/16
CD #1247010722151	0.5000%	-	248,000	(241)	241	248,000	-	248,000	241	07/21/16
CD #1247010724151	0.4500%	-	744,000	(633)	633	744,000	-	744,000	633	07/25/16
CD #1247010730151	0.5000%	-	496,000	(428)	428	496,000	-	496,000	428	07/29/16
CD #1247010812151	0.4500%	-	163,000	(100)	100	163,000	-	163,000	100	08/11/16
		<b>13,885,000</b>	<b>6,115,000</b>	<b>(2,024,490)</b>	<b>24,490</b>	<b>18,000,000</b>	<b>13,885,000</b>	<b>18,000,000</b>	<b>26,884</b>	
		<b>64,391,047</b>	<b>71,855,052</b>	<b>(44,445,147)</b>	<b>136,353</b>	<b>91,937,305</b>	<b>64,391,047</b>	<b>91,937,305</b>	<b>26,884</b>	



Collin County, Texas  
**QUARTERLY INVESTMENT REPORT**  
 Quarter Ending September 30, 2015

**CAPITAL PROJECTS**  
**Schedule of Investments by Fund**

Fund Number	Fund Name	Book Value 09/30/15	YTD Interest Earned	% of Total Invested
<b><u>Capital Project Funds</u></b>				
430	Unltd Tax Rd Bds 2007	1,016,569	4,045	1.106%
435	Unltd Tax Rd Bds 2011	3,560,171	14,163	3.872%
436	UNLTD TAX ROAD BD 2012	16,267,485	64,720	17.694%
439	UnLtd Tax Road Bd 2014	24,004,189	95,499	26.109%
440	UnLtd Tax Road Bd 2015	43,530,900	173,189	47.348%
443	Tax Notes 2006	3,557,991	14,155	3.870%
	Total Capital Projects Investments	91,937,305	365,771	100.00%
	TexasTERM Fixed Term Interest Earned	24,490		***
	Adjusted Book Value 09/30/15	91,961,795		

Notes

\*\*\* *TexasTERM (FX) Int is not paid until maturity; therefore, int is accrued and thus omitted from Bk Val*