



# COLLIN COUNTY

Auditor's Office  
2300 Bloomdale Rd.  
Suite 3100  
McKinney, Texas 75071  
[www.collincountytx.gov](http://www.collincountytx.gov)

**To:** Commissioners Court  
**From:** Linda Riggs – County Auditor  
**Date:** January 10, 2023  
**Re:** Investment Report – 4th Quarter (FY 2022)

On September 30, 2022, total invested operating, non-operating, and capital project funds of Collin County had a market value of \$1,098,619,876. As required by Collin County's Investment Policy and in accordance with Government Code 2256, all investments were made with the following objectives in order of priority. First, the safety of the principal and maintenance of adequate liquidity were given the highest consideration. Second, diversification was accomplished by investing county funds into six separate PFIA investment pools (LOGIC, Texas Class, Texas FIT, Texas RANGE, TexPool and TexSTAR), as well as by purchasing Certificates of Deposit, Fixed TERM Investments, Federal Agency Bonds, US Treasuries, Municipal Bonds and other cash equivalent investments.

The weighted average maturity (WAM) for investments was 166 days, and weighted yield to maturity (YTM) was 1.881%, which compares to 207 WAM and 0.249% YTM for prior year 4th quarter.


During the FY2022 4th quarter, our overnight pools and cash equivalent investments experienced a seasonal decrease from the prior quarter by \$65,888,315, due primarily to the timing of property tax receipts.

Certificates of Deposit (and Fixed TERM Investments) experienced an increase of \$41,086,676. CD and Fixed TERM activity consisted of five (5) maturities, and fifteen (15) purchases.

Bonds experienced an increase of \$4,905,244. Bond investment activity during the quarter consisted of zero bonds called, seven (7) bonds matured, and thirteen (13) bonds purchased.

The total interest earned for all investments during this quarter totaled \$4,969,076.

Attached is our Collin County Quarterly Investment Report which consists of a Statement of Investment Position, a Summary Statement by Group, Investment Details, and Schedules of Investments by Fund.



Collin County, Texas  
 QUARTERLY INVESTMENT REPORT  
 Quarter Ending September 30, 2022

**STATEMENT OF INVESTMENT POSITION**

The investments held in Collin County portfolio are managed in full compliance with the Public Funds Investment Act (Government Code 2256.023), and with the Investment Policy and strategy of Collin County Government.

	OPERATING GROUP			NON-OPERATING GROUP			CAPITAL PROJECTS GROUP			TOTAL PORTFOLIO		
	Prior Year Market Value 9/30/2021	Beginning Market Value 6/30/2022	Ending Market Value 9/30/2022	Prior Year Market Value 9/30/2021	Beginning Market Value 6/30/2022	Ending Market Value 9/30/2022	Prior Year Market Value 9/30/2021	Beginning Market Value 6/30/2022	Ending Market Value 9/30/2022	Prior Year Market Value 9/30/2021	Beginning Market Value 6/30/2022	Ending Market Value 9/30/2022
Cash in Bank	53,716,123	28,995,078	61,592,847							53,716,123	28,995,078	61,592,847
PFIA Investment Pools	80,088,840	234,894,696	143,431,547	733,496	734,842	738,563	356,758,170	309,068,178	341,779,690	437,580,506	544,697,716	485,949,800
Cash Equivalent Investments	105,054,444	100,145,552	100,429,918	93,583,086	97,704,798	85,078,754	169,875	2,968,944	8,170,223	198,807,405	200,819,294	193,678,895
Certificates of Deposit	-	25,000,000	37,500,000	97,705,723	92,838,684	97,927,860	10,000,956	2,502,500	26,000,000	107,706,679	120,341,184	161,427,860
Federal/Agency Bonds				89,005,793	84,317,709	95,514,359	82,883,702	77,201,953	71,108,480	171,889,495	161,519,662	166,622,839
Municipal Bonds				27,737,445	29,545,568	29,347,635				27,737,445	29,545,568	29,347,635
<b>TOTALS</b>	<b>238,859,407</b>	<b>389,035,326</b>	<b>342,954,312</b>	<b>308,765,543</b>	<b>305,141,601</b>	<b>308,607,171</b>	<b>449,812,703</b>	<b>391,741,575</b>	<b>447,058,393</b>	<b>997,437,653</b>	<b>1,085,918,502</b>	<b>1,098,619,876</b>

Annualized Yield	0.060%	0.627%	1.927%	0.586%	0.775%	1.334%	0.070%	0.645%	1.857%	0.234%	0.680%	1.730%
Weighted Yield To Call	0.051%	0.805%	2.050%	0.596%	0.866%	1.582%	0.089%	0.707%	1.988%	0.247%	0.787%	1.883%
Weighted Yield To Maturity	0.051%	0.805%	2.050%	0.603%	0.924%	1.577%	0.089%	0.707%	1.988%	0.249%	0.803%	1.881%
Weighted Average Maturity (Days)	1	10	25	395	362	388	163	118	97	207	152	166

In accordance with Government Code 2256.005 Sections f-I, The Investment Officers of Collin County are required to:

- (1) Disclose a personal business relationship with a business organization offering to sell investments to the organization; and,
- (2) Disclose whether he/she is related within the second degree by affinity of consanguinity to an individual seeking to sell an investment to the entity;

Authorized By Investment Officers:

Linda Riggs, County Auditor

Date

*Linda Riggs*  
 3/6/23

Monika Arris, Budget Director

Date

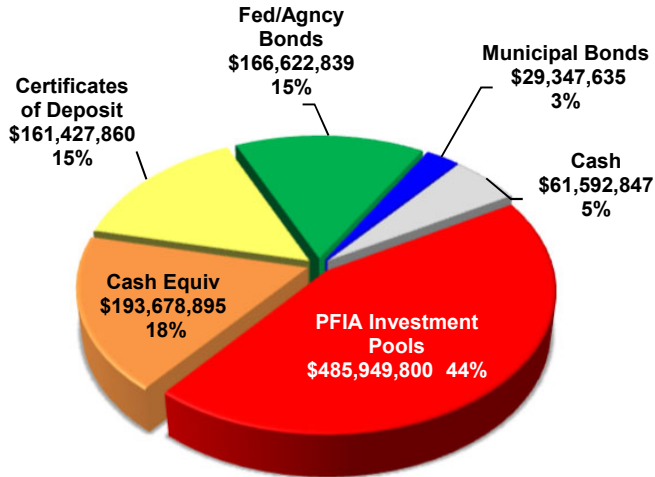
*Monika Arris*  
 3.6.23



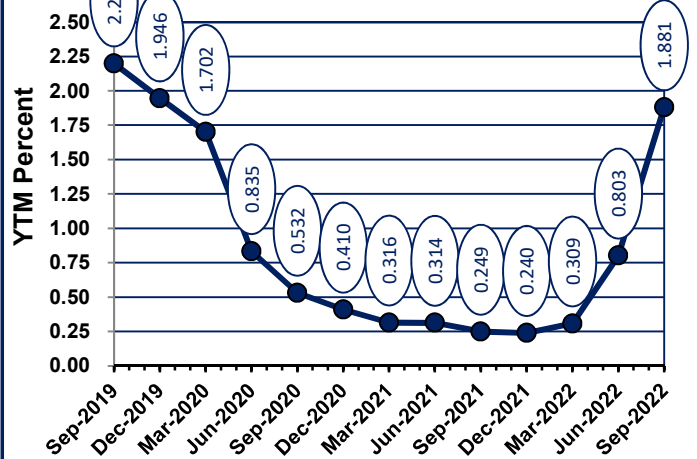
Collin County, Texas  
 QUARTERLY INVESTMENT REPORT  
 Quarter Ending September 30, 2022

**TOTAL PORTFOLIO**

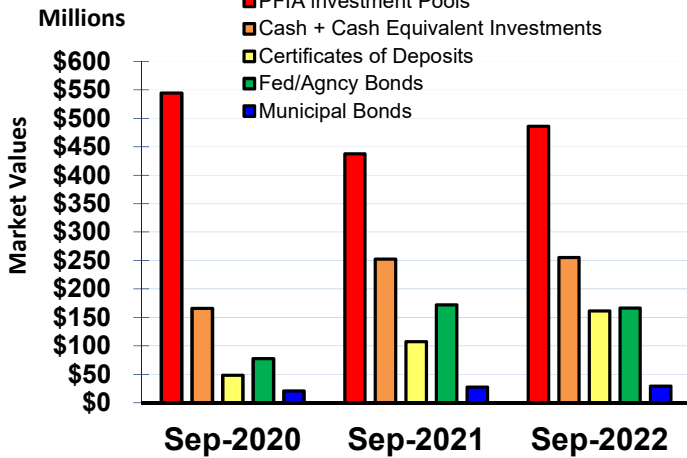
**Portfolio Composition by Type**



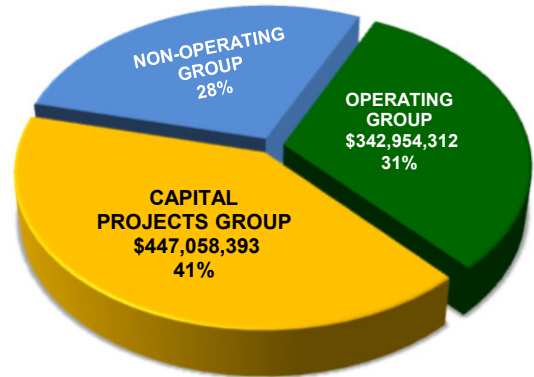
**Portfolio Weighted YTM 3 Year Trend**



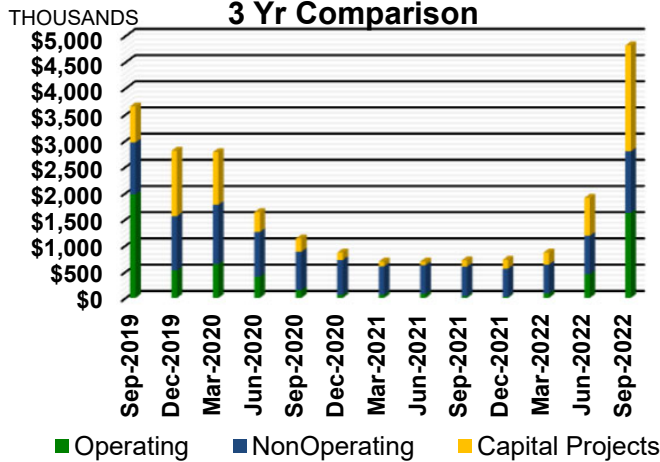
**Portfolio Position by Type 3 Yr Comparison**



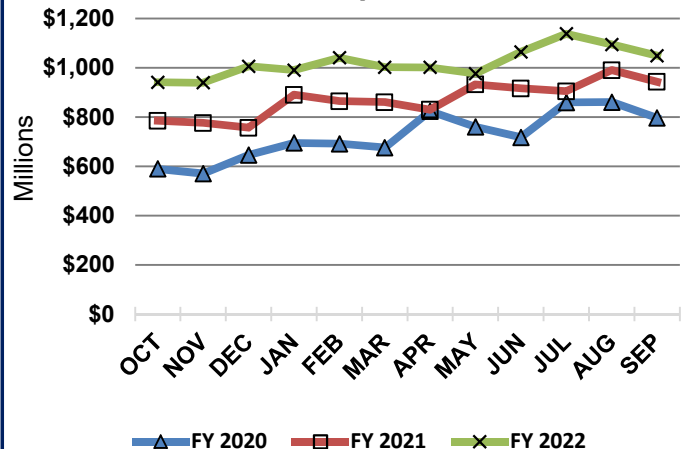
**Portfolio Composition by Investment Pool Group at Qtr End**



**Interest Earnings during Quarter 3 Yr Comparison**



**Total Portfolio 3 Yr Comparison**





Collin County, Texas  
 QUARTERLY INVESTMENT REPORT  
 Quarter Ending September 30, 2022

**TOTAL PORTFOLIO**  
**Summary Statement by Pooled Fund Group**

Description	Ending Market Value	Percentage of Portfolio	Avg Monthly Yields Jul-2022	Avg Monthly Yields Aug-2022	Avg Monthly Yields Sep-2022
TexPool	12,819,771	1.2362%	1.5206%	2.1627%	2.4126%
TexSTAR	2,013,722	0.1942%	1.4010%	1.9469%	2.2941%
Texas CLASS	196,609,255	18.9589%	2.0167%	2.3794%	3.1428%
LOGIC	183,111,794	17.6573%	1.6538%	2.1619%	2.4756%
Texas RANGE	15,429,160	1.4878%	1.4900%	2.1100%	2.4300%
Texas FIT	75,966,098	7.3254%	1.4700%	2.1500%	2.3700%
ICS American National Bank	100,429,918	9.6844%	0.2500%	2.0000%	2.0000%
ICS Farmer's Bank & Trust	17,339,525	1.6720%	1.6000%	2.3000%	2.9500%
CE American National Bank-CUS	74,569,687	7.1907%	1.3800%	2.1200%	2.1300%
CE American National Bank-SEA	1,339,765	0.1292%	1.2900%	2.0400%	2.0200%
* Certificates of Deposit	161,427,860	15.5664%	1.6012%	1.6012%	1.6012%
* Federal Agency Bonds	118,501,333	11.4270%	1.3005%	1.3005%	1.3005%
* US Treasuries	48,121,506	4.6403%	1.0870%	1.0870%	1.0870%
* Municipal Bonds	29,347,635	2.8300%	1.7645%	1.7645%	1.7645%
	1,037,027,029	99.9998%	1.4161%	1.9374%	2.1413%

\* Avg Monthly Yields are calculated by averaging YTM. Since Collin County Investment Policy maximum term limit is five years, yeilds may include rates from 09/30/2017 - 09/30/2022.

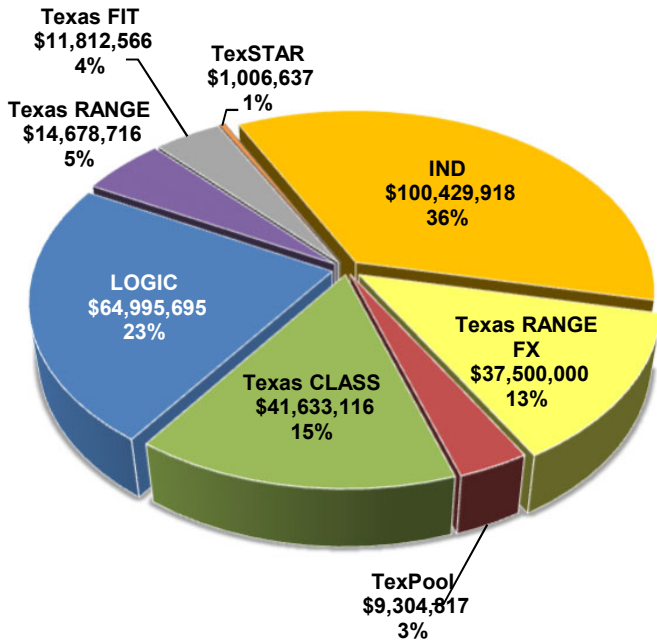
POOLED FUND GROUP	Beginning Book Value 06/30/2022	Increases	Decreases	Interest Earned QTD	Amortization / Accretion	Ending Book Value 09/30/2022	Beginning Market Value 06/30/2022	Unrealized Gain / (Loss) Market Adj	Ending Market Value 09/30/2022	Accrued Interest 09/30/2022
<b>Operating Group</b>										
PFIA Investment Pools	234,894,696	21,539,808	(113,970,084)	967,127	-	143,431,547	234,894,696	-	143,431,547	-
Cash Equivalent Investments	100,145,552	-	-	284,366	-	100,429,918	100,145,552	-	100,429,918	-
Certificates of Deposit	25,000,000	25,000,000	(12,868,873)	368,873	-	37,500,000	25,000,000	-	37,500,000	302,794
Sub-Total	360,040,248	46,539,808	(126,838,957)	1,620,366	-	281,361,465	360,040,248	-	281,361,465	302,794
<b>Non-Operating Group</b>										
PFIA Investment Pools	734,842	-	-	3,721	-	738,563	734,842	-	738,563	-
Cash Equivalent Investments	97,704,798	8,467,913	(21,542,083)	448,126	-	85,078,754	97,704,798	-	85,078,754	123,311
Certificates of Deposit	92,838,684	20,000,000	(15,084,574)	173,750	-	97,927,860	92,838,684	-	97,927,860	-
Federal/Agency Bonds	87,070,437	20,430,022	(7,745,520)	317,893	(25,566)	100,047,266	84,317,709	(4,532,907)	95,514,359	321,952
Municipal Bonds	30,886,139	1,010,883	(720,825)	232,577	(108,602)	31,300,172	29,545,568	(1,952,537)	29,347,635	205,700
Sub-Total	309,234,900	49,908,818	(45,093,002)	1,176,067	(134,168)	315,092,615	305,141,601	(6,485,444)	308,607,171	650,963
<b>Capital Projects Group</b>										
PFIA Investment Pools	309,068,178	89,623,000	(58,787,000)	1,875,512	-	341,779,690	309,068,178	-	341,779,690	-
Cash Equivalent Investments	2,968,944	5,184,513	(8,844)	25,610	-	8,170,223	2,968,944	-	8,170,223	10,688
Certificates of Deposit	2,502,500	26,000,000	(2,653,480)	150,980	-	26,000,000	2,502,500	-	26,000,000	150,478
Federal/Agency Bonds	80,383,482	-	(5,120,540)	120,541	(67,934)	75,315,549	77,201,953	(4,207,069)	71,108,480	77,274
Sub-Total	394,923,104	120,807,513	(66,569,864)	2,172,643	(67,934)	451,265,462	391,741,575	(4,207,069)	447,058,393	238,440
Grand Totals:	1,064,198,252	217,256,139	(238,501,823)	4,969,076	(202,102)	1,047,719,542	1,056,923,424	(10,692,513)	1,037,027,029	1,192,197



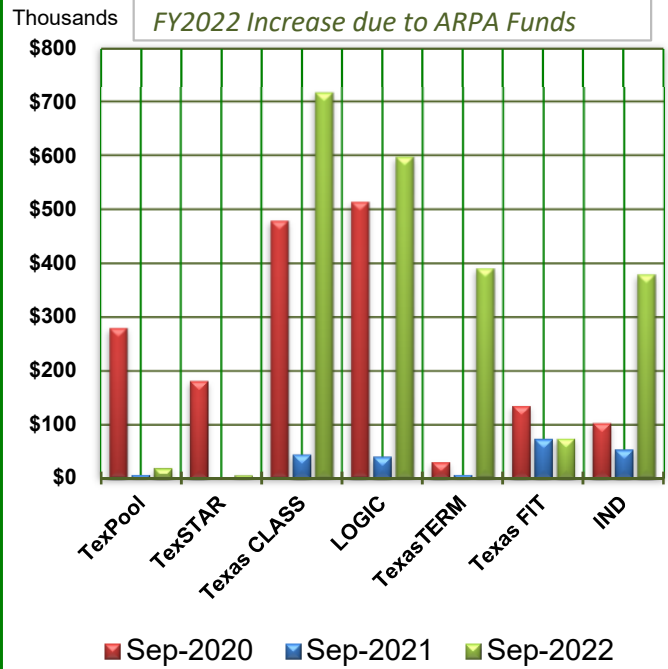
Collin County, Texas  
 QUARTERLY INVESTMENT REPORT  
 Quarter Ending September 30, 2022

**OPERATING GROUP**

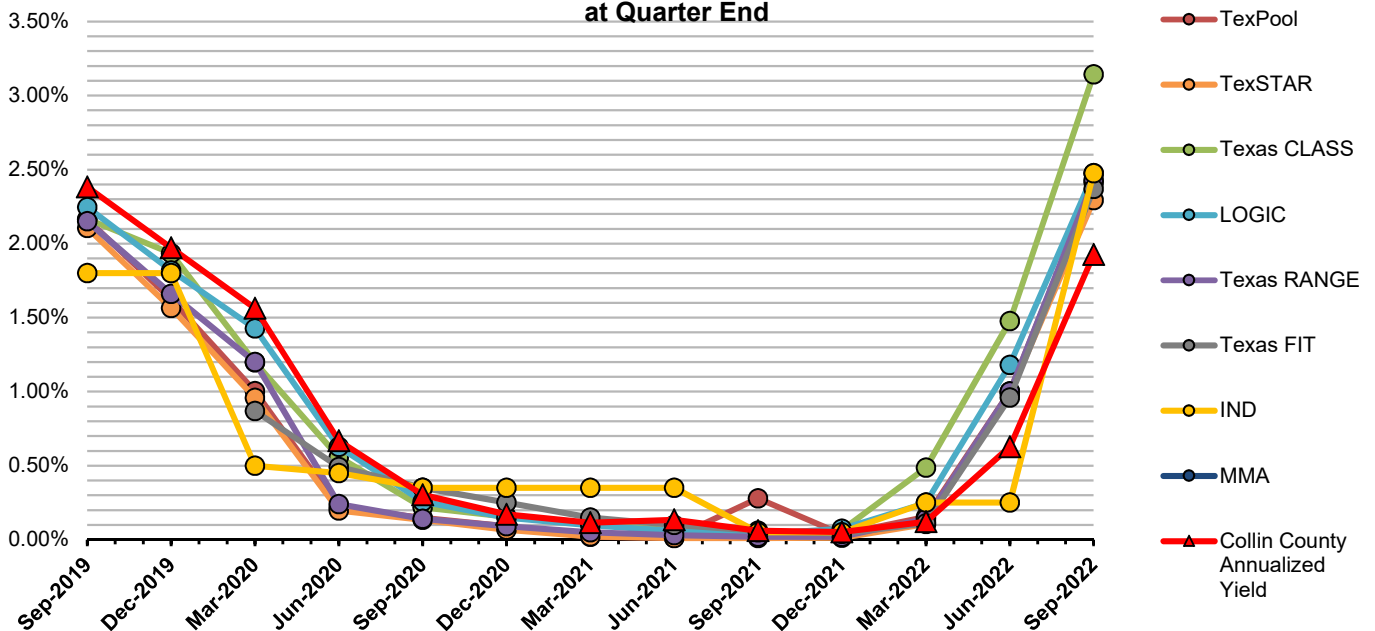
**Operating Investments by Type at Quarter End**



**Operating Investments YTD Interest Earnings Comparison at Quarter End**



**Operating Investments Yields Comparison at Quarter End**





Collin County, Texas  
**QUARTERLY INVESTMENT REPORT**  
 Quarter Ending September 30, 2022

**OPERATING**  
**Investment Details**

<u>OPERATING GROUP</u>	Yield to Maturity (YTM)	Beginning Book Value 06/30/2022	Increases	Decreases	Interest Earned QTD	Ending Book Value 09/30/2022	Beginning Market Value 06/30/2022	Ending Market Value 09/30/2022	Accrued Interest	Maturity Date
<u>PFIA Investment Pools</u>										
TexPool	2.0320%	522,377	8,972,000	(208,000)	18,440	9,304,817	522,377	9,304,817	-	N/A
TexSTAR	1.8807%	1,001,892	-	-	4,745	1,006,637	1,001,892	1,006,637	-	N/A
Texas CLASS	2.5130%	118,381,456	-	(77,228,084)	479,744	41,633,116	118,381,456	41,633,116	-	N/A
LOGIC	2.0971%	76,139,673	-	(11,534,000)	390,022	64,995,695	76,139,673	64,995,695	-	N/A
Texas RANGE DL	2.0100%	27,095,356	12,567,808	(25,000,000)	15,552	14,678,716	27,095,356	14,678,716	-	N/A
Texas FIT	1.9967%	11,753,942	-	-	58,624	11,812,566	11,753,942	11,812,566	-	N/A
		<b>234,894,696</b>	21,539,808	(113,970,084)	967,127	<b>143,431,547</b>	<b>234,894,696</b>	<b>143,431,547</b>	-	
<u>Cash Equivalent Investments</u>										
American National Bank IntraFi Network Deposits (Formerly ICS)	1.4167%	100,145,552	-	-	284,366	100,429,918	100,145,552	100,429,918	-	N/A
		<b>100,145,552</b>	-	-	284,366	<b>100,429,918</b>	<b>100,145,552</b>	<b>100,429,918</b>	-	
<u>Certificates of Deposit</u>										
<u>Fixed TERM Investments</u>										
Texas RANGE FX										
FX1247000630221-MATURED	2.2500%	12,500,000	-	(12,567,038)	67,038	-	12,500,000	-	-	09/26/22
FX1247000630222	2.8000%	12,500,000	-	(88,219)	88,219	12,500,000	12,500,000	12,500,000	89,178	12/15/22
FX1247000701221	3.2300%	-	12,500,000	(101,767)	101,767	12,500,000	-	12,500,000	101,767	04/05/23
FX1247000701222	3.5500%	-	12,500,000	(111,849)	111,849	12,500,000	-	12,500,000	111,849	06/30/23
		<b>25,000,000</b>	25,000,000	(12,868,873)	368,873	<b>37,500,000</b>	<b>25,000,000</b>	<b>37,500,000</b>	302,794	
Total Certificates of Deposit		<b>25,000,000</b>	25,000,000	(12,868,873)	368,873	<b>37,500,000</b>	<b>25,000,000</b>	<b>37,500,000</b>	302,794	
<b>TOTAL OPERATING INVESTMENTS</b>		<b>360,040,248</b>	46,539,808	(126,838,957)	1,620,366	<b>281,361,465</b>	<b>360,040,248</b>	<b>281,361,465</b>	302,794	



Collin County, Texas  
**QUARTERLY INVESTMENT REPORT**  
 Quarter Ending September 30, 2022

**OPERATING**  
**Schedule of Investments by Fund**

Fund Number (MUNIS)	Fund Name	Book Value 09/30/2022	Interest Earned YTD	% of Total Invested
<b><u>General Funds</u></b>				
0001	General	2,888,490	1,773,791	1.0266%
0002	Housing Finance Corp	224,382	1,286	0.0797%
0003	Records Archive Fund	11,023,259	-	*
0005	Dis Cts Rec Tech Fund	729,470	-	*
0499	Permanent Improvements	889,764	6,900	0.3162%
		<b>15,755,365</b>	<b>1,781,977</b>	<b>5.5996%</b>
<b><u>Special Revenue Funds</u></b>				
0029	Courthouse Security	1,103,977	-	*
1010	Road and Bridge	22,370,475	138,427	7.9508%
1011	Farm and Market	21,881	130	0.0078%
1012	Lateral Road	1,260,175	7,512	0.4479%
1013	Judicial Appellate	359,585	2,159	0.1278%
1015	Court Reporters	232,333	-	*
1021	Law Library	4,261,381	-	*
1025	Co Clrk Rec Mgmt & Pres	13,520,498	-	*
1026	Dist Clrk Rec Mgmt & Pres	319,399	-	*
1028	Justice Court Tech Fund	1,023,677	-	*
1031	Economic Development 2001	493,323	1,929	0.1753%
1033	Contract Elections	4,160,826	20,531	1.4788%
1036	Sheriff Forfeiture	28,984	187	0.0103%
1037	DA State Forfeiture	1,127,055	6,410	0.4006%
1038	DA Service Fee	250,790	-	*
1039	Meyers Park Foundation	1,128	11	0.0004%
1040	Health Care Foundation	3,687,106	27,581	1.3105%
1044	County Rec Mgmt & Pres	629,651	-	*
1046	Juvenile Case Manager Fnd	467,262	-	*
1047	Court Initiated Guardnshp	564,270	-	*
1049	DA Pretrial Intervntn Prg	920,135	-	*
1050	Specialty Court	198,202	-	*
1051	SCAAP	5,904	2,250	0.0021%
1052	Cty Crts Technology Fund	585,884	-	*
1053	Dis Cts Technology Fund	568,054	-	*
1054	Probate Contributions Fnd	774,171	4,646	0.2752%
1055	CCLC Court Rec Presrvtn	688,066	-	*
1056	Dis Clrk Crt Rec Presrvtn	480,466	-	*
1057	DA Apportionment	107,384	669	0.0382%
1058	Justice Crt Bldg Security	305,442	-	*
1060	DA Federal Treasury Forf	1,722,674	9,483	0.6123%
1065	Sheriff Forfeiture Fed	85,286	403	0.0303%
1066	SO Treasury Forfeiture	312,009	2,752	0.1109%
1067	Trails Blue Ridge Sp Rd Dist	69,486	406	0.0247%
1998	Veterans Court	16,395	94	0.0058%
		<b>62,723,334</b>	<b>225,580</b>	<b>22.2929%</b>



Collin County, Texas  
**QUARTERLY INVESTMENT REPORT**  
 Quarter Ending September 30, 2022

**OPERATING**  
**Schedule of Investments by Fund**

Fund Number (MUNIS)	Fund Name	Book Value 09/30/2022	Interest Earned YTD	% of Total Invested
<b><u>Grant Funds</u></b>				
2132	ARPA	169,788,217	-	*** 60.3452%
2198	LEOSE Education	104,360	768	0.0371%
2586	RTR Frontier Parkway	2,741,029	-	*** 0.9742%
		172,633,606	768	61.3565%
<b><u>Debt Service Fund</u></b>				
3001	Debt Service Fund	4,136,365	49,617	1.4701%
		4,136,365	49,617	1.4701%
<b><u>Internal Service Funds</u></b>				
5501	Liability Insurance	9,414,207	33,805	3.3459%
5502	Workers' Compensation Ins	5,782,210	34,917	2.0551%
5504	Unemployment Insurance	1,222,973	7,139	0.4347%
5505	Insurance Claim	1,913,801	13,779	0.6802%
5601	Flexible Benefit	232,469	-	** 0.0826%
5990	Animal Safety Fund	2,868,140	17,683	1.0194%
		21,433,800	107,323	7.6179%
<b><u>Other Funds</u></b>				
5999	CC Toll Road Authority	1,048,429	6,252	0.3726%
6050	Judicial District	2,667,018	13,982	0.9479%
7001	State Fees Agency	606,770	-	* 0.2157%
7002	Unclaimed Holdings	356,778	-	* 0.1268%
		4,678,995	20,234	1.6630%
Total Operating Investments		281,361,465	2,185,499	100.0000%
Total Book Value as of 09/30/22		281,361,465	2,185,499	

**Notes**

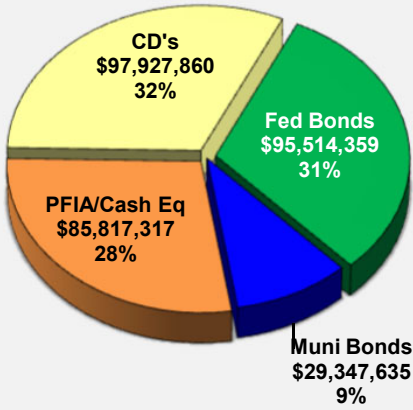
- \* Interest is recorded in Fund 0001 General Fund
- \*\* Interest is recorded in Fund 5505 Insurance Claim
- \*\*\* Interest is re-allocated to deferred revenue



Collin County, Texas  
 QUARTERLY INVESTMENT REPORT  
 Quarter Ending September 30, 2022

**NON-OPERATING GROUP**

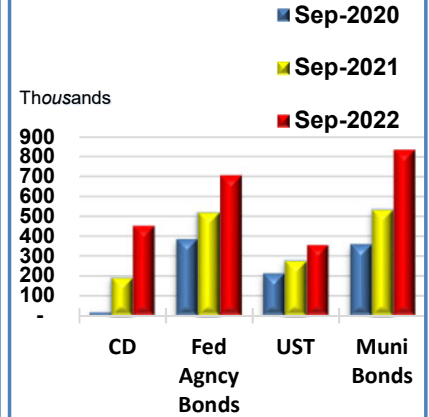
**Non-Operating Investments by Type**



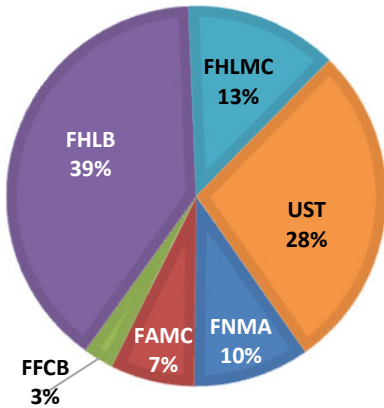
**Non-Operating Bond Purchases YTM Versus US Treasury**



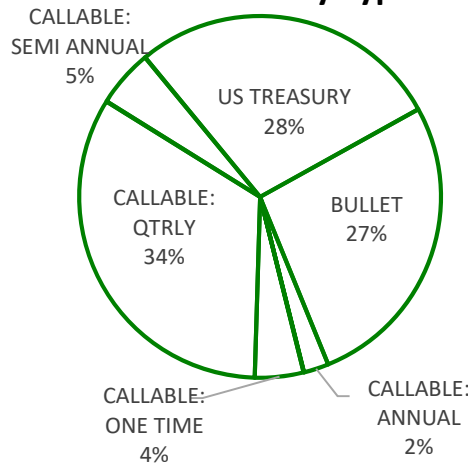
**Non-Operating YTD Interest Earnings**



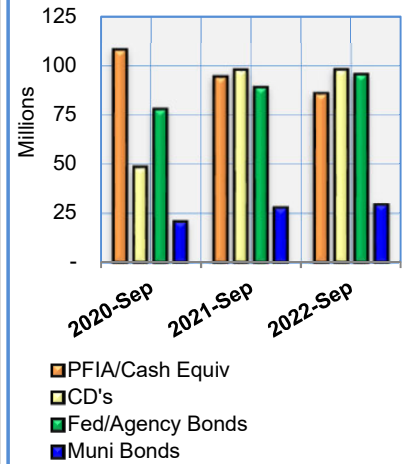
**Federal Agency Bonds**



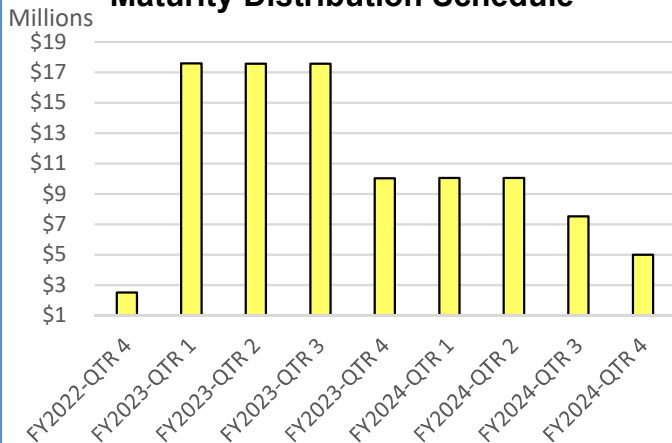
**Federal Agency Bonds Breakdown by Type**



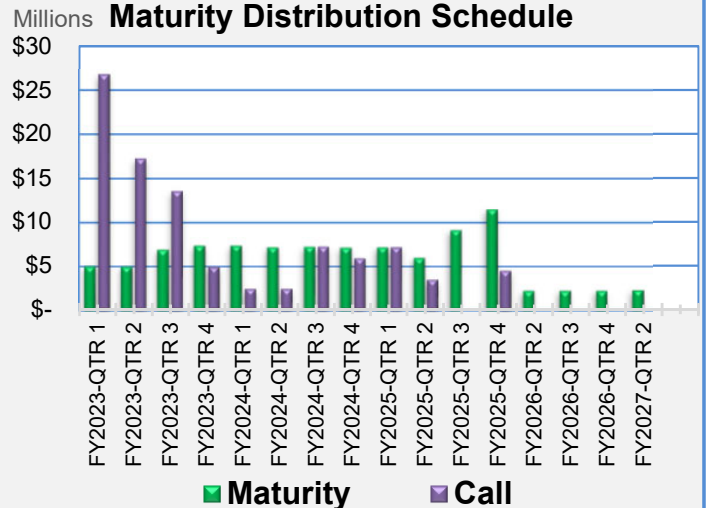
**Non-Operating Investments Three Year Comparison as of Quarter End**



**Non-Operating Cert of Deposit Maturity Distribution Schedule**



**Non-Operating Fed Agency Bonds Maturity Distribution Schedule**





Collin County, Texas  
 QUARTERLY INVESTMENT REPORT  
 Quarter Ending September 30, 2022

**NON-OPERATING  
 Investment Details**

NON-OPERATING GROUP	Yield to Maturity (YTM)	Beginning Book Value 06/30/2022	Increases	Decreases	Interest Earned QTD	Ending Book Value 09/30/2022	Beginning Market Value 06/30/2022	Ending Market Value 09/30/2022	Accrued Interest	Maturity Date
<b>PFIA Investment Pools</b>										
Texas RANGE DL	2.0100%	734,842	-	-	3,721	738,563	734,842	738,563	-	N/A
		734,842	-	-	3,721	738,563	734,842	738,563	-	
<b>Cash Equivalent Investments</b>										
American National Bank										
Custody Cash Holdings	1.8767%	78,899,750	7,660,544	(20,513,737)	352,907	66,399,464	78,899,750	66,399,464	120,923	N/A
Seacap Cash Holdings	1.7833%	1,555,271	807,369	(1,028,346)	5,471	1,339,765	1,555,271	1,339,765	2,388	N/A
Farmers Bank & Trust										
IntraFi Network Deposits (Formerly ICS)	2.2833%	17,249,777			89,748	17,339,525	17,249,777	17,339,525	-	N/A
		97,704,798	8,467,913	(21,542,083)	448,126	85,078,754	97,704,798	85,078,754	123,311	
<b>Certificates of Deposit</b>										
American National Bank										
CD #9684119 (ARPA)-MATURED	0.2300%	10,024,982		(10,029,215)	4,233	-	10,024,982	-	-	08/28/2022
CD #9684127 (ARPA)	0.3100%	10,033,685			7,842	10,041,527	10,033,685	10,041,527	-	11/28/2022
CD #9684135 (ARPA)	0.3300%	10,035,862			8,350	10,044,212	10,035,862	10,044,212	-	02/28/2023
CD #9684143 (ARPA)	0.3600%	10,039,128			9,112	10,048,240	10,039,128	10,048,240	-	05/28/2023
CD #9687765	0.6500%	2,504,098			4,105	2,508,203	2,504,098	2,508,203	-	06/15/2023
CD #9687740	0.7500%	2,504,729			4,738	2,509,467	2,504,729	2,509,467	-	09/15/2023
CD #9687781	0.8500%	2,505,360			5,371	2,510,731	2,505,360	2,510,731	-	12/15/2023
CD #9687757	0.9500%	2,505,991			6,005	2,511,996	2,505,991	2,511,996	-	03/15/2024
CD #9690975	2.7500%	-	2,500,000		5,651	2,505,651	-	2,505,651	-	08/31/2024
		50,153,835	2,500,000	(10,029,215)	55,407	42,680,027	50,153,835	42,680,027	-	
East West Bank										
CD#172903503	3.3200%	-	2,500,000		7,059	2,507,059	-	2,507,059	-	08/31/2023
		-	2,500,000		7,059	2,507,059	-	2,507,059	-	
Farmer's Bank & Trust										
CD #7004268-MATURED	0.7500%	2,535,999		(2,535,999)	-	-	2,535,999	-	-	07/01/2022
CD #7004427-MATURED	0.4000%	2,517,621		(2,519,360)	1,739	-	2,517,621	-	-	08/25/2022
CD #7004481	0.4500%	2,518,807			2,858	2,521,665	2,518,807	2,521,665	-	10/28/2022
CD #7004774	0.3500%	2,510,906			2,215	2,513,121	2,510,906	2,513,121	-	11/30/2022
CD #7004775	0.3500%	2,510,906			2,215	2,513,121	2,510,906	2,513,121	-	12/31/2022
CD #7004776	0.3500%	2,510,906			2,215	2,513,121	2,510,906	2,513,121	-	01/31/2023
CD #7004777	0.4000%	2,512,467			2,534	2,515,001	2,512,467	2,515,001	-	02/28/2023
CD #7050243	1.0000%	2,504,180			6,317	2,510,497	2,504,180	2,510,497	-	06/29/2023
CD #7050244	1.0000%	2,504,180			6,317	2,510,497	2,504,180	2,510,497	-	07/29/2023
CD #7050245	1.1000%	2,504,598			6,951	2,511,549	2,504,598	2,511,549	-	09/29/2023
CD #7050246	1.2500%	2,505,225			7,902	2,513,127	2,505,225	2,513,127	-	10/29/2023
CD #7050249	1.3500%	2,505,644			8,535	2,514,179	2,505,644	2,514,179	-	12/29/2023
CD #7050250	1.5000%	2,506,271			9,488	2,515,759	2,506,271	2,515,759	-	01/29/2024
CD #7050251	1.6500%	2,506,899			10,440	2,517,339	2,506,899	2,517,339	-	03/29/2024
CD #7000004	3.0000%	-	2,500,000		6,164	2,506,164	-	2,506,164	-	11/30/2023
CD #7000005	3.0000%	-	2,500,000		6,164	2,506,164	-	2,506,164	-	02/29/2024
CD #7000006	2.9000%	-	2,500,000		5,959	2,505,959	-	2,505,959	-	04/30/2024
CD #7000007	2.9000%	-	2,500,000		5,959	2,505,959	-	2,505,959	-	05/31/2024
CD #7000008	2.8500%	-	2,500,000		5,856	2,505,856	-	2,505,856	-	06/30/2024
CD #7000009	2.8000%	-	2,500,000		5,753	2,505,753	-	2,505,753	-	07/31/2024
		35,154,609	15,000,000	(5,055,359)	105,581	45,204,831	35,154,609	45,204,831	-	
Prosperity Bank										
CD #434000040	0.5000%	2,521,932			3,179	2,525,111	2,521,932	2,525,111	-	09/29/2022
CD #434000150	0.2000%	2,504,154			1,262	2,505,416	2,504,154	2,505,416	-	03/31/2023
CD #434000151	0.2000%	2,504,154			1,262	2,505,416	2,504,154	2,505,416	-	04/30/2023
		7,530,240	-	-	5,703	7,535,943	7,530,240	7,535,943	-	
Total Certificates of Deposit		92,838,684	20,000,000	(15,084,574)	173,750	97,927,860	92,838,684	97,927,860	-	



Collin County, Texas  
 QUARTERLY INVESTMENT REPORT  
 Quarter Ending September 30, 2022

NON-OPERATING  
 Investment Details

NON-OPERATING GROUP	Security Name	Rating	Yield to Call (YTC)	Yield to Maturity (YTM)	Beginning Book Value 06/30/2022	Increases	Decreases	Interest Earned QTD	Amortization/ Accretion	Ending Book Value 09/30/2022	Beginning Market Value 06/30/2022	Unrealized Gain / (Loss) Market Adj	Ending Market Value 09/30/2022	Accrued Interest	Maturity / Call Date	Callable
<b>Federal/Agency Bonds</b>																
<b>American National Bank</b>																
CUSIP #3133ELT95-MATURED	Fed Farm Cr Bank	AA+	0.1610%		2,370,031		(2,370,158)	158	(31)	-	2,368,993	-	-	-	07/13/2022	N
CUSIP #3133EMPR7-MATURED	Fed Farm Cr Bank	AA+	0.1000%		2,499,963		(2,500,215)	215	37	-	2,496,501	-	-	-	08/02/2022	N
CUSIP #3132X0XS5-MATURED	Farmer Mac	NR	2.0000%		2,500,000		(2,511,944)	11,944	-	-	2,500,858	-	-	-	09/27/2022	N
CUSIP #3133EME24	Fed Farm Cr Bank	AA+	0.0950%	0.0950%	39,996		(7)	7	2	39,998	39,622	(214)	39,784	9	10/05/2022	Y
CUSIP #3134GXCB8	Fed Home Ln Mtg Corp	Aaa	0.2203%	0.2500%	2,500,504		(1,563)	1,563	(142)	2,500,362	2,441,714	(61,597)	2,438,765	2,292	03/11/2023	Y
CUSIP #313383QR5	Fed Home Ln Bank	AA+	3.2500%		2,056,707		(16,250)	16,250	(15,099)	2,041,608	2,006,016	(53,981)	1,987,627	20,222	06/09/2023	N
CUSIP #3135G05G4	Fannie Mae	AA+	0.2500%		2,501,011		(1,563)	1,563	(246)	2,500,765	2,433,799	(72,574)	2,428,191	1,406	07/10/2023	N
CUSIP #3135G05R0	Fannie Mae	AA+	0.2397%	0.3000%	2,500,976		(1,875)	1,875	(220)	2,500,756	2,433,980	(84,685)	2,416,071	1,063	02/10/2023	Y
CUSIP #313383YJ4	Fed Home Ln Bank	AA+	3.2879%		-	2,502,250	(12,422)	12,422	(306)	2,501,944	-	(24,376)	2,477,568	5,391	09/08/2023	N
CUSIP #3134G42H0	Fed Home Ln Mtg Corp	Aaa	1.7010%		2,509,495		(12,500)	12,500	(1,834)	2,507,661	2,471,036	(63,740)	2,443,921	22,778	10/17/2023	N
CUSIP #3130ASW47	Fed Home Ln Bank	AA+	3.6000%	3.6033%	-	2,500,000	(7,750)	7,750	-	2,500,000	-	(15,659)	2,484,341	7,750	02/28/2023	Y
CUSIP #3134GXDSO	Fed Home Ln Mtg Corp	Aaa	0.3200%	0.3200%	2,500,000		(2,000)	2,000	-	2,500,000	2,409,868	(117,252)	2,382,748	2,667	12/01/2022	Y
CUSIP #3134GXLG7	Fed Home Ln Mtg Corp	Aaa	0.4439%	0.2000%	2,495,327		(1,250)	1,250	732	2,496,059	2,393,327	(136,867)	2,359,192	778	11/05/2022	Y
CUSIP #3130ALKS2	Fed Home Ln Bank	AA+	0.4319%	0.3750%	2,498,792		(2,344)	2,344	177	2,498,969	2,389,071	(139,823)	2,359,146	417	12/15/2022	Y
CUSIP #3133ENUN8	Fed Farm Cr Bank	AA+	2.6946%		2,488,931		(15,250)	15,250	1,539	2,490,470	2,477,819	(59,129)	2,431,341	27,619	04/18/2024	N
CUSIP #3133X8L34	Fed Home Ln Bank	AA+	0.9410%		1,314,434		(16,095)	16,095	(13,070)	1,301,364	1,258,999	(80,930)	1,220,434	3,934	09/09/2024	N
CUSIP #3130APK20	Fed Home Ln Bank	AA+	1.5622%	0.9350%	1,291,836		(2,113)	2,113	911	1,292,747	1,235,380	(88,780)	1,203,967	3,615	10/27/2022	Y
CUSIP #3135G0W66	Fannie Mae	AA+	0.9390%		2,538,632		(10,156)	10,156	(4,219)	2,534,413	2,424,898	(161,607)	2,372,806	18,733	10/15/2024	N
CUSIP #3130A3GE8	Fed Home Ln Bank	AA+	1.0140%		2,604,467		(17,188)	17,188	(10,660)	2,593,807	2,484,581	(176,152)	2,417,655	20,625	12/13/2024	N
CUSIP #31422BRT9	Farmer Mac	NR	1.5340%		2,512,966		(10,938)	10,938	(1,294)	2,511,672	2,424,985	(145,871)	2,365,801	10,694	01/03/2025	N
CUSIP #3130ASW96	Fed Home Ln Bank	AA+	4.0113%		-	2,500,000	(9,261)	8,611	23	2,499,373	-	(21,585)	2,477,788	8,611	02/25/2023	Y
CUSIP #3130ADRH7	Fed Home Ln Bank	AA+	3.2110%		-	1,115,713	(3,953)	3,953	441	1,116,154	-	(27,094)	1,089,060	1,527	03/14/2025	N
CUSIP #3134GXK29	Fed Home Ln Mtg Corp	Aaa	3.7260%	3.7436%	-	310,059	(1,421)	1,421	(3)	310,056	-	(5,142)	304,914	2,034	04/28/2023	Y
CUSIP #3130ARMB4	Fed Home Ln Bank	AA+	4.2544%	3.6939%	-	2,190,000	(35,930)	6,023	1,356	2,161,449	-	(37,667)	2,123,782	20,942	04/28/2023	Y
CUSIP #3130ASYQ6 #1	Fed Home Ln Bank	AA+	3.5052%	3.5014%	-	2,500,000	(7,535)	7,535	-	2,500,000	-	(60,953)	2,439,047	7,535	05/23/2023	Y
CUSIP #3130ASYQ6 #2	Fed Home Ln Bank	AA+	3.5052%	3.5014%	-	1,750,000	(5,274)	5,274	-	1,750,000	-	(42,667)	1,707,333	5,274	05/23/2023	Y
CUSIP #3134GXXS8	Fed Home Ln Mtg Corp	Aaa	4.1035%	3.5150%	-	2,562,000	(28,572)	10,177	786	2,544,391	-	(50,614)	2,493,777	21,279	06/27/2023	Y
CUSIP #3130ASTV1	Fed Home Ln Bank	AA+	4.3480%	3.6752%	-	2,500,000	(19,522)	10,847	361	2,491,686	-	(45,210)	2,446,476	15,285	01/25/2023	Y
CUSIP #3130ANGJ3	Fed Home Ln Bank	AA+	0.3000%	1.1150%	2,500,000		(2,750)	2,750	-	2,500,000	2,342,772	(214,177)	2,285,823	1,750	11/19/2022	Y
CUSIP #3136G4S87	Fannie Mae	AA+	0.6500%	0.6500%	2,500,000		(4,063)	4,063	-	2,500,000	2,321,777	(260,873)	2,239,127	1,535	11/27/2022	Y
CUSIP #31422BU73	Farmer Mac	NR	0.4300%		5,000,000		(5,375)	5,375	-	5,000,000	4,603,876	(526,137)	4,473,863	956	09/15/2025	N
CUSIP #3130AKU61	Fed Home Ln Bank	AA+	0.3665%	0.3000%	2,500,000		(3,125)	3,125	-	2,500,000	2,317,352	(291,440)	2,208,560	2,222	10/27/2022	Y
CUSIP #3130AMTB8	Fed Home Ln Bank	AA+	0.6500%	1.0190%	2,500,000		(4,688)	4,688	-	2,500,000	2,327,843	(285,613)	2,214,387	5,781	12/10/2022	Y
CUSIP #3130ANFM7	Fed Home Ln Bank	AA+	0.6000%	1.1300%	2,500,000		(3,750)	3,750	-	2,500,000	2,336,600	(291,547)	2,208,453	1,750	11/19/2022	Y
CUSIP #3130ARDK4	Fed Home Ln Bank	AA+	2.5500%	2.5500%	2,500,000		(15,938)	15,938	-	2,500,000	2,434,236	(203,680)	2,296,320	354	12/29/2022	Y
					59,724,068	20,430,022	(7,664,738)	237,111	(40,759)	72,685,704	57,375,903	(3,847,636)	68,838,068	246,828		
<b>Unites States Treasuries</b>																
<b>American National Bank</b>																
CUSIP #91282CAX9	US Treasury	NR	0.1250%		2,499,909		(786)	786	54	2,499,963	2,477,245	(12,053)	2,487,910	1,050	11/30/2022	N
CUSIP #91282CBD2	US Treasury	NR	0.1120%		2,500,157		(781)	781	(79)	2,500,078	2,470,508	(20,445)	2,479,633	790	12/31/2022	N
CUSIP #91282CBG5	US Treasury	NR	0.1250%		2,499,671		(785)	785	141	2,499,812	2,464,453	(28,759)	2,471,053	526	01/31/2023	N
CUSIP #912828Q29	US Treasury	NR	2.6440%		2,480,106		(9,427)	9,427	6,704	2,486,810	2,475,780	(16,205)	2,470,605	103	03/31/2023	N
CUSIP #912828R28	US Treasury	NR	1.6250%		2,530,012		(10,156)	10,156	(9,113)	2,520,899	2,474,513	(55,371)	2,465,528	17,001	04/30/2023	N
CUSIP #912828S29	US Treasury	NR	2.5000%		2,586,987		(15,709)	15,709	(13,822)	2,573,165	2,482,910	(131,857)	2,441,308	10,530	01/31/2024	N
CUSIP #912828XT2	US Treasury	NR	2.7096%		2,467,159		(12,568)	12,568	4,316	2,471,475	2,456,835	(63,077)	2,408,398	16,803	05/31/2024	N
CUSIP #912828Z8	US Treasury	NR	2.7388%		2,452,326		(10,938)	10,938	6,008	2,458,334	2,442,188	(64,194)	2,394,140	11,056	06/30/2024	N
CUSIP #91282CCL3 #1	US Treasury	NR	2.7882%		2,381,451		(2,350)	2,350	14,640	2,396,091	2,373,200	(61,228)	2,334,863	1,987	07/15/2024	N
CUSIP #912828YE4	US Treasury	NR	2.8373%		2,417,452		(7,856)	7,856	9,589	2,427,041	2,410,404	(63,466)	2,363,575	2,676	08/31/2024	N
CUSIP #912828YV6	US Treasury	NR	0.9760%		2,531,139		(9,426)	9,426	(3,245)	2,527,894	2,413,770	(168,616)	2,359,278	12,602	11/30/2024	N
					27,346,369	-	(80,782)	80,782	15,193	27,361,562	26,941,806	(685,271)	26,676,291	75,124		



Collin County, Texas  
 QUARTERLY INVESTMENT REPORT  
 Quarter Ending September 30, 2022

NON-OPERATING  
 Investment Details

NON-OPERATING GROUP	Security Name	Rating	Yield to Call (YTC)	Yield to Maturity (YTM)	Beginning Book Value 06/30/2022	Increases	Decreases	Interest Earned QTD	Amortization/ Accretion	Ending Book Value 09/30/2022	Beginning Market Value 06/30/2022	Unrealized Gain / (Loss) Market Adj	Ending Market Value 09/30/2022	Accrued Interest	Maturity / Call Date	Callable
Total Federal/Agency Bonds					87,070,437	20,430,022	(7,745,520)	317,893	(25,566)	100,047,266	84,317,709	(4,532,907)	95,514,359	321,952		
<b>Municipal Bonds</b>																
American National Bank																
CUSIP #678519RQ4-MATURED	OK-Oklahoma City GO Ltd	AAA		2.6900%	300,147		(301,500)	1,500	(147)	-	300,483	-	-	-	09/01/2022	N
CUSIP #4095585E9-MATURED	VA-Hampton	AA+		2.0300%	175,554		(176,167)	1,167	(554)	-	175,579	-	-	-	09/01/2022	N
CUSIP #235416700	TX-Dallas Wtrwks & Swr Sys	AAA		2.0600%	736,016		(4,842)	4,842	(1,016)	735,000	736,463	-	735,000	9,684	10/01/2022	N
CUSIP #914713N32 #1	NC-Univ at Chapel Hill	AAA		2.5680%	643,544		(3,222)	3,222	874	644,418	643,709	(1,360)	643,058	4,296	12/01/2022	N
CUSIP #914713N32 #2	NC-Univ at Chapel Hill	AAA		1.8800%	25,012		(125)	125	(7)	25,005	25,018	(53)	24,952	167	12/01/2022	N
CUSIP #796237U29	TX-San Antonio	AAA		2.4100%	1,002,527		(7,168)	7,168	(1,082)	1,001,445	1,001,700	(5,735)	995,710	4,778	02/01/2023	N
CUSIP #73723RSP9	VA-Portsmouth	AA		1.7540%	503,762		(3,861)	3,861	(1,612)	502,150	499,615	(3,185)	498,965	2,574	02/01/2023	N
CUSIP #1845403S9 #1	TX-Clear Creek ISD	AAA		2.8580%	476,622		(4,097)	4,097	(652)	475,970	476,406	(2,278)	473,692	2,094	02/15/2023	N
CUSIP #1845403S9 #2	TX-Clear Creek ISD	AAA		2.1500%	201,547		(1,725)	1,725	(621)	200,926	201,456	(962)	199,964	882	02/15/2023	N
CUSIP #604115AW5	MN-Pub Facs Auth St	AAA		2.2500%	192,722		(2,138)	2,138	(1,021)	191,701	191,839	(1,363)	190,338	713	03/01/2023	N
CUSIP #586145F58	TN-Memphis	AA		3.1500%	249,220		(1,686)	1,686	260	249,480	249,133	(1,312)	248,168	3,373	04/01/2023	N
CUSIP #7700773U7	VA-Roanoke	AA+		3.0000%	201,724		(1,500)	1,500	(574)	201,150	200,032	(2,216)	198,934	3,000	04/01/2023	N
CUSIP #751091QR3	NC-Raleigh GO Housing	AAA		2.0000%	504,385		(3,750)	3,750	(1,196)	503,189	499,295	(7,949)	495,240	5,000	06/01/2023	N
CUSIP #401784WZ2	NC-Guilford Cnty BAB	AAA		2.7200%	204,202		(2,396)	2,396	(969)	203,233	204,058	(2,409)	200,824	1,597	08/01/2023	N
CUSIP #537071VV1	TX-Little Cypress Mauriceville	AAA		0.3000%	241,666		(2,875)	2,875	(2,692)	238,974	234,545	(7,300)	231,674	1,917	08/01/2023	N
CUSIP #052403GY2	TX-Austin Cmnty College	AA+		2.5574%	795,037		(9,688)	9,688	(4,625)	790,412	790,640	(9,770)	780,642	6,458	08/01/2023	N
CUSIP #052397GX8	TX-Austin ISD	AAA		1.8310%	502,893		(2,935)	2,935	(620)	502,273	496,400	(9,978)	492,295	978	09/01/2023	N
CUSIP #1610692P3	VA-Charlottesville	Aaa		0.2500%	232,071		(575)	575	(430)	231,641	224,505	(8,644)	222,997	102	09/15/2023	N
CUSIP #7342606U1	TX-Port Houston Auth	Aaa		0.2650%	1,024,712		(5,625)	5,625	(4,943)	1,019,769	989,570	(37,149)	982,620	11,250	10/01/2023	N
CUSIP #160429YA8	SC-Charleston Wtrwks & Swr	AAA		3.5101%	95,963		(181)	181	673	96,636	96,501	(654)	95,982	181	01/01/2024	N
CUSIP #597851T38	TX-Midlothian ISD	AAA	2.6500%	3.0780%	205,743		(2,500)	2,500	(885)	204,858	202,464	(4,110)	200,748	1,278	02/15/2023	Y
CUSIP #549188S50	TX-Lubbock	AA+		1.8230%	1,000,000		(4,558)	4,558	-	1,000,000	978,870	(32,090)	967,910	2,329	02/15/2024	N
CUSIP #492062HK3	TX-Kerens ISD	AAA		0.6200%	149,857		(1,750)	1,750	(1,519)	148,338	143,903	(6,910)	141,428	894	02/15/2024	N
CUSIP #486063G53	TX-Katy ISD	AA		3.3853%	213,698		(1,613)	1,613	201	213,899	213,899	(2,425)	211,474	824	02/15/2024	N
CUSIP #785700DS1	TX-Sabine ISD	Aa1		3.2400%	-	345,000	(13,568)	320	1,284	333,036	-	(4,848)	328,188	278	02/15/2024	N
CUSIP #88213AKB0	TX-A & M Univ Revs	AAA		2.2000%	1,006,154		(6,373)	6,373	(822)	1,005,332	988,570	(34,042)	971,290	9,630	05/15/2024	N
CUSIP #88213AEK7	TX-A & M Univ Revs	AAA		1.6400%	254,168		(1,604)	1,604	(557)	253,611	247,220	(10,721)	242,890	2,423	05/15/2024	N
CUSIP #238388TP7	IA-Davenport Go Taxable	AA		0.4500%	225,424		(1,613)	1,613	(1,360)	224,064	213,568	(13,921)	210,143	2,150	06/01/2024	N
CUSIP #234554KL6	IA-Dallas Center Grimes	Aa2		0.5000%	1,009,497		(2,500)	2,500	(1,239)	1,008,258	956,740	(62,468)	945,790	3,333	06/01/2024	N
CUSIP #586145WG5	TN-Memphis	AA		2.2500%	368,495		(4,424)	4,424	(2,312)	366,183	360,140	(13,505)	352,678	4,424	07/01/2024	N
CUSIP #798781XW5	TX-San Marcos Cons ISD	AAA		1.8000%	521,828		(5,000)	5,000	(2,619)	519,209	506,365	(23,114)	496,095	3,333	08/01/2024	N
CUSIP #537071VW9	TX-Little Cypress Mauriceville	AAA		0.5000%	267,707		(3,063)	3,063	(2,733)	265,037	253,330	(17,403)	247,634	2,042	08/01/2024	N
CUSIP #7170874B3	TX-Pflugerville ISD	Aa1		3.2400%	-	355,061	(2,061)	2,061	(376)	354,685	-	(6,487)	348,198	2,333	08/01/2024	N
CUSIP #447819EA7	TX-Hurst Euless Bedford ISD	AAA		2.0280%	255,482		(1,878)	1,878	(645)	254,637	248,790	(10,764)	244,073	960	08/15/2024	N
CUSIP #84055QGB0	TX-South Texas Comm College	AA		3.5101%	973,497		(11,813)	11,813	(3,357)	970,140	977,215	(12,978)	957,162	6,038	08/15/2024	N
CUSIP #1610692Q1	VA-Charlottesville	AAA		0.4000%	227,950		(563)	563	(334)	227,616	214,178	(17,896)	209,720	100	09/15/2024	N
CUSIP #4140185L1	TX-Harris County	Aaa		0.5000%	477,131		(3,612)	3,612	(3,015)	474,116	449,190	(34,497)	439,619	7,225	10/01/2024	N
CUSIP #094808CE0	MN-Bloomington Port Auth	AAA		0.6000%	348,101		(2,269)	2,269	(1,751)	346,350	325,357	(28,543)	317,807	1,513	02/01/2025	N
CUSIP #751100MG0	NC-Raleigh Comb Revenue	AAA		1.3850%	662,685		(3,486)	3,486	(1,190)	661,495	632,132	(47,700)	613,795	1,162	03/01/2025	N
CUSIP #717096AW1	TX-Pflugerville ISD	AAA		0.8560%	166,011		(1,875)	1,875	(1,527)	164,484	156,098	(12,852)	151,632	968	05/15/2025	N
CUSIP #88213AHM0	TX-A & M Univ Revs	Aaa		0.7270%	1,065,112		(7,578)	7,578	(5,667)	1,059,445	992,650	(95,365)	964,080	11,450	05/15/2025	N
CUSIP #88213ARN7	TX-A&M Univ Revs	AAA		3.1148%	61,070		(145)	145	343	61,413	60,756	(2,141)	59,272	219	05/15/2025	N
CUSIP #586145WH3	TN-Memphis	Aa2		1.1500%	839,898		(9,855)	9,855	(7,491)	832,407	783,863	(72,514)	759,893	9,855	07/01/2025	N
CUSIP #798781XX3	TX-San Marcos Cons ISD	Aa2		0.7860%	532,959		(3,704)	3,704	(2,673)	530,286	493,010	(52,066)	478,220	2,469	08/01/2025	N
CUSIP #537071VX7	TX-Little Cypress Mauriceville	AAA		0.8000%	293,071		(3,250)	3,250	(2,682)	290,389	271,911	(27,641)	262,740	2,167	08/01/2025	N
CUSIP #815853TA4	TX-Seguin ISD	Aaa		0.6300%	1,103,477		(10,000)	10,000	(8,286)	1,095,191	1,016,670	(109,901)	985,290	5,111	08/15/2025	N
CUSIP #1610692R9	VA-Charlottesville	AAA		0.5500%	228,198		(563)	563	(250)	227,948	208,841	(25,884)	202,064	100	09/15/2025	N
CUSIP #357415SL3	NE-Fremont Combined Util	AA-		1.0000%	500,962		(2,425)	2,425	(1,184)	499,778	466,298	(51,735)	448,043	3,664	11/15/2025	N
CUSIP #364496PQ6	TX-Galveston ISD	Aa2		0.9710%	570,426		(6,250)	6,250	(4,914)	565,512	527,355	(58,362)	507,150	4,167	02/01/2026	N



Collin County, Texas  
 QUARTERLY INVESTMENT REPORT  
 Quarter Ending September 30, 2022

**NON-OPERATING  
 Investment Details**

NON-OPERATING GROUP	Security Name	Rating	Yield to Call	Yield to Maturity	Beginning Book Value	Increases	Decreases	Interest Earned	Amortization/ Accretion	Ending Book Value	Beginning Market Value	Unrealized Gain / (Loss)	Ending Market Value	Accrued Interest	Maturity / Call Date	Callable
			(YTC)	(YTM)	06/30/2022			QTD	09/30/2022	06/30/2022	Market Adj	09/30/2022				
CUSIP #876162HX9	TX-Tarkington ISD	AAA		0.6900%	360,000		(621)	621	-	360,000	326,358	(43,726)	316,274	317	02/15/2026	N
CUSIP #0418265P9	TX-Arlington ISD	AAA		1.0000%	142,638		(1,563)	1,563	(1,218)	141,420	131,890	(14,614)	126,806	799	02/15/2026	N
CUSIP #006644S66	TX-Addison Taxable	AAA		0.8200%	352,232		(875)	875	(154)	352,078	323,831	(39,930)	312,148	447	02/15/2026	N
CUSIP #492062HM9	TX-Kerens ISD	AAA		1.0900%	290,160		(3,188)	3,188	(2,426)	287,734	268,168	(29,845)	257,889	1,629	02/15/2026	N
CUSIP #564386RV4	TX-Mansfield ISD	Aaa		2.1800%	98,763		(1,125)	1,125	(605)	98,158	95,117	(6,857)	91,301	575	02/15/2026	N
CUSIP #770078CS0	VA-Roanoke	AA+		0.9000%	1,060,711		(7,388)	7,388	(5,048)	1,055,663	972,944	(120,356)	935,307	14,775	04/01/2026	N
CUSIP #127145LG3	UT-Cache Cnty Sch Dist	Aaa		0.8500%	1,079,401		(7,500)	7,500	(5,018)	1,074,383	995,420	(131,613)	942,770	8,833	06/15/2026	N
CUSIP #0882812M1	TX-Bexar Cnty Taxable	AAA		1.3250%	500,000		(1,656)	1,656	-	500,000	463,435	(56,790)	443,210	1,951	06/15/2026	N
CUSIP #534239FX1	NE-Lincoln Taxable Ltd	AAA		1.4600%	185,490		(1,313)	1,313	(650)	184,840	172,671	(19,080)	165,760	1,108	07/15/2026	N
CUSIP #537071VY5	TX-Little Cypress Mauriceville	AAA		1.0000%	324,500		(3,500)	3,500	(2,725)	321,775	295,744	(38,261)	283,514	2,333	08/01/2026	N
CUSIP #052403JE3	TX-Austin Cmnty College	AA+		1.0120%	926,747		(10,000)	10,000	(7,760)	918,987	846,224	(108,947)	810,040	6,667	08/01/2026	N
CUSIP #590760ST2	TX-Mesquite ISD	AAA		0.9370%	175,000		(410)	410	-	175,000	158,536	(22,101)	152,899	210	08/15/2026	N
CUSIP #967120J56	TX-Wichita Falls	AA		1.1090%	85,000		(236)	236	-	85,000	77,576	(10,670)	74,330	79	09/01/2026	N
CUSIP #052397XL5	TX-Austin Taxable Pub	AAA		0.9000%	922,590		(6,375)	6,375	(4,356)	918,234	833,340	(112,748)	805,486	2,125	09/01/2026	N
CUSIP #876448DY4	TX-Tarrant Regl Wtr Dist	AAA		1.4100%	428,328		(825)	825	701	429,029	394,310	(49,498)	379,531	275	09/01/2026	N
CUSIP #218054AK0	FL-Coral Springs Spl Oblig	AAA	1.5200%	1.5200%	256,307		(1,344)	1,344	(379)	255,928	236,550	(27,990)	227,938	448	10/05/2022	Y
CUSIP #23542JQQ1	TX-Dallas Wtrwks & Swr Sys	AAA		1.0000%	253,585		(842)	842	(211)	253,374	229,503	(32,484)	220,890	1,684	10/01/2026	N
CUSIP #759136VD3	CO-Regl Transprt Dis	AA+		3.1001%	250,726		(619)	619	1,401	252,127	245,374	(12,970)	239,157	1,031	11/01/2026	N
CUSIP #914713N73	NC-Univ at Chapel Hill	AAA		3.4302%	231,223		(1,517)	1,517	497	231,720	231,062	(14,534)	217,186	2,023	12/01/2026	N
CUSIP #44236PLR7	TX-Houston Cmnty College	AA+		3.1301%	259,097		(3,000)	3,000	(1,033)	258,064	254,573	(13,986)	244,078	1,533	02/15/2027	N
CUSIP #487694UB5	TX-Keller ISD	AAA		3.8937%	219,726		(2,625)	2,625	(527)	219,199	223,763	(5,465)	213,734	1,342	02/15/2027	N
CUSIP #349461BW2	TX-Forth Worth ISD	AAA		3.5262%	254,952		(3,000)	3,000	(809)	254,143	256,258	(9,398)	244,745	1,533	02/15/2027	N
CUSIP #232769JX8	TX-Cypress Fairbanks ISD	AAA		3.3060%	-	310,822	(3,383)	3,383	(1,055)	309,767	-	(13,689)	296,078	1,853	02/15/2027	N
CUSIP #876443RG9	TX-Tarrant Regl Wtr Dist	AAA		3.2502%	390,973		(1,971)	1,971	1,287	392,260	386,294	(21,785)	370,475	657	03/01/2027	N
					30,886,139		1,010,883	(720,825)	232,577	(108,602)	31,300,172	29,545,568	(1,952,537)	29,347,635	205,700	
	<b>TOTAL NON-OPERATING INVESTMENTS</b>				<b>309,234,900</b>		<b>49,908,818</b>	<b>(45,093,002)</b>	<b>1,176,067</b>	<b>(134,168)</b>	<b>315,092,615</b>	<b>305,141,601</b>	<b>(6,485,444)</b>	<b>308,607,171</b>	<b>650,963</b>	



Collin County, Texas  
**QUARTERLY INVESTMENT REPORT**  
 Quarter Ending September 30, 2022

**NON-OPERATING**  
**Schedule of Investments by Fund**

Fund Number (MUNIS)	Fund Name	Book Value 09/30/2022	Interest Earned YTD	% of Total Invested
<b><u>General Funds</u></b>				
0001	General	219,660,910	1,992,692	71.1782%
0499	Permanent Improvements	8,965,762	72,590	2.9052%
		228,626,672	2,065,282	74.0834%
<b><u>Special Revenue Funds</u></b>				
1010	Road and Bridge	47,893,465	387,762	15.5192%
		47,893,465	387,762	15.5192%
<b><u>Grant Funds</u></b>				
2132	ARPA	30,413,353	- ***	9.8550%
		30,413,353	-	9.8550%
<b><u>Debt Service Funds</u></b>				
3001	Debt Service Fund	1,678,369	13,589	0.5439%
		1,678,369	13,589	0.5439%
7/15/22	Bank Error: CUSIP 91282CCL Interest (Posted in Cap-Proj Acct; s/b Non-Oper) Bank Corrected 11/28/2022	(4,688)		
	SubTotal Non-Operating Investments	308,607,171	2,466,633	100.0000%
<b><u>Market Adjustment *</u></b>				
	Federal Agency Bonds	(4,532,907)		
	Municipal Bonds	(1,952,537)		
		(6,485,444)		
<i>Market Adjustments are calculated using Market Values as shown on ANB Statements</i>				
<b>Total Book Value as of 09/30/2022</b>		<b>315,092,615</b>		
<b><u>Fiduciary-Agency-Custodial Funds</u></b>				
7031	County Clerk - Trust	2,565,650		
7036	District Clerk - Trust	2,128,454		
7080	Tax Assessor/Collector	4,535,668		
		9,229,772		
	Total Consolidated Book Value (Excluding Market Adjustment)	324,322,387		

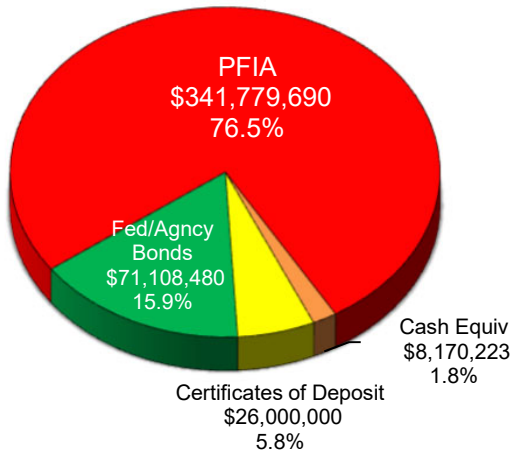
Notes

\*\*\* Interest is re-allocated to deferred revenue

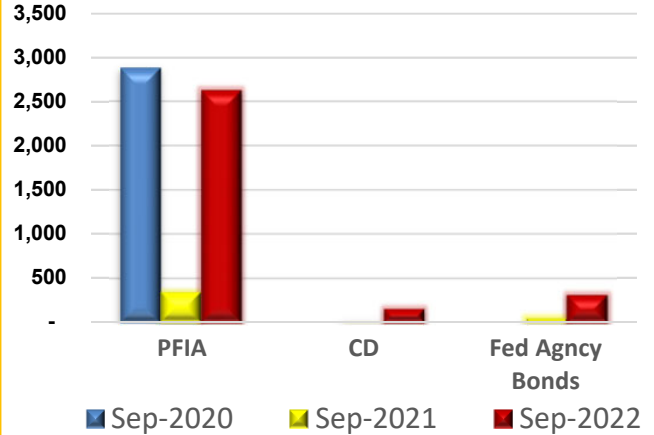


**CAPITAL PROJECTS GROUP**

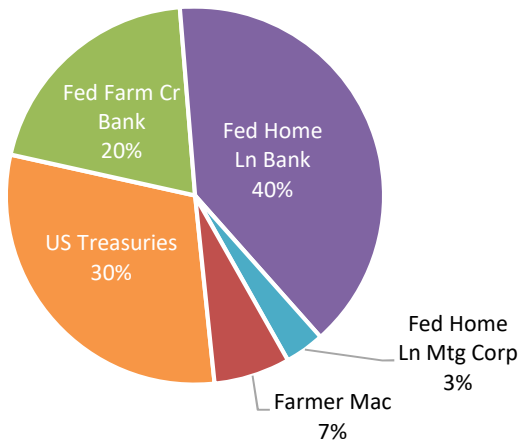
**Capital Projects Investments by SecurityType**



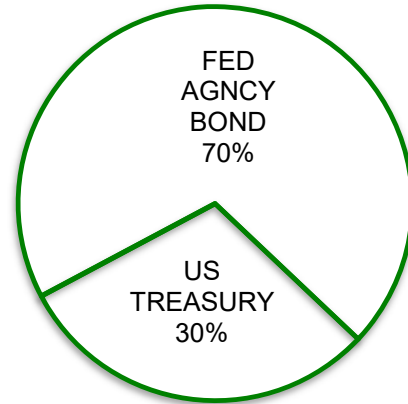
**Capital Projects YTD Interest Earnings**



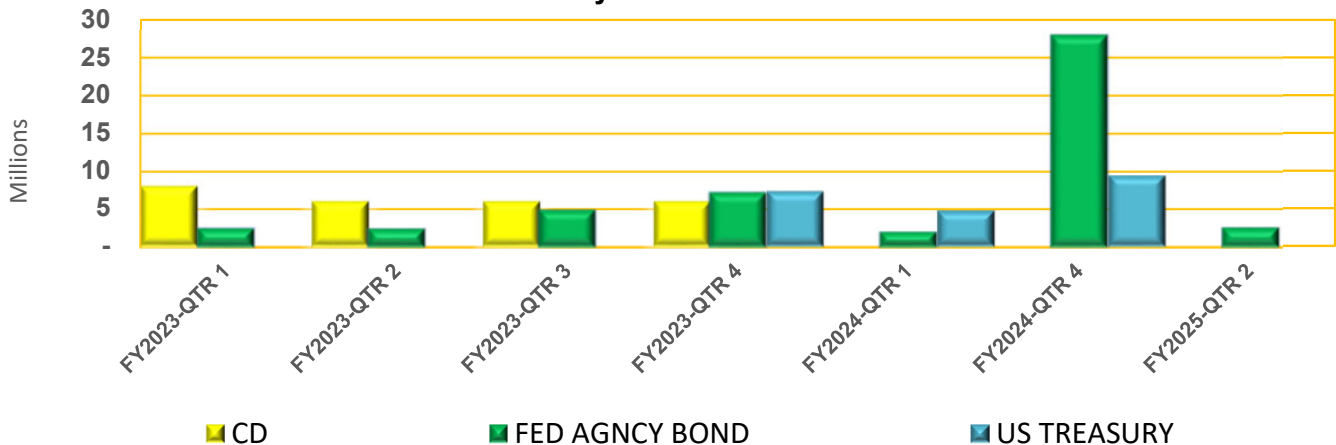
**Federal Agency Bonds Breakdown by Issuer**



**Federal Agency Bonds Breakdown by Type**



**Capital Projects Certificates of Deposit, Federal Agencies & US Treasuries Maturity Distribution Schedule**





Collin County, Texas  
 QUARTERLY INVESTMENT REPORT  
 Quarter Ending September 30, 2022

**CAPITAL PROJECTS**  
**Investment Details**

CAPITAL PROJECTS GROUP		Security Name	Rating	Yield to Call	Yield to Maturity	Beginning Book Value	Increases	Decreases	Interest Earned	Amortization/ Accretion	Ending Book Value	Beginning Market Value	Unrealized Gain / (Loss)	Ending Market Value	Accrued Interest	Maturity / Call Date	Callable
				(YTC)	(YTM)	06/30/2022			QTD		09/30/2022	06/30/2022	Market Adj	09/30/2022			
<b>PFIA Investment Pools</b>																	
		TexPool			2.0320%	1,002,619	2,503,000	-	9,335	-	3,514,954	1,002,619	-	3,514,954	-	N/A	N/A
		TexSTAR			1.8807%	1,002,338	-	-	4,747	-	1,007,085	1,002,338	-	1,007,085	-	N/A	N/A
		Texas CLASS			2.5130%	126,840,729	60,000,000	(32,787,000)	922,410	-	154,976,139	126,840,729	-	154,976,139	-	N/A	N/A
		LOGIC			2.0971%	117,495,176	-	-	620,923	-	118,116,099	117,495,176	-	118,116,099	-	N/A	N/A
		Texas RANGE DL			2.0100%	10,571	26,000,000	(26,000,000)	1,310	-	11,881	10,571	-	11,881	-	N/A	N/A
		Texas FIT			1.9967%	62,716,745	1,120,000	-	316,787	-	64,153,532	62,716,745	-	64,153,532	-	N/A	N/A
						309,068,178	89,623,000	(58,787,000)	1,875,512	-	341,779,690	309,068,178	-	341,779,690	-		
<b>Cash Equivalent Investments</b>																	
		American National Bank			1.8767%	2,968,944	5,184,513	(8,844)	25,610	-	8,170,223	2,968,944	-	8,170,223	10,688	N/A	N/A
		Custody Cash Holdings				2,968,944	5,184,513	(8,844)	25,610	-	8,170,223	2,968,944	-	8,170,223	10,688		
<b>Certificates of Deposit</b>																	
		East West Bank			0.1200%	2,502,500	-	(2,503,002)	502	-	-	2,502,500	-	-	-	08/31/2022	N/A
		CD #172978805-MATURED				2,502,500	-	(2,503,002)	502	-	-	2,502,500	-	-	-		
<b>Fixed TERM Investments</b>																	
		Texas RANGE FX															
		FX1247010729221			2.7700%	-	2,000,000.00	(9,714)	9,714	-	2,000,000	-	-	2,000,000	9,714	10/28/2022	N/A
		FX1247010729222			2.7700%	-	6,000,000.00	(29,142)	29,142	-	6,000,000	-	-	6,000,000	29,142	10/28/2022	N/A
		FX1247010729223			3.3200%	-	6,000,000.00	(34,928)	34,928	-	6,000,000	-	-	6,000,000	34,928	01/31/2023	N/A
		FX1247010729224			3.5700%	-	6,000,000.00	(37,558)	37,558	-	6,000,000	-	-	6,000,000	37,558	04/24/2023	N/A
		FX1247010729225			3.7200%	-	6,000,000.00	(39,136)	39,136	-	6,000,000	-	-	6,000,000	39,136	07/17/2023	N/A
						-	26,000,000	(150,478)	150,478	-	26,000,000	-	-	26,000,000	150,478		
		Total Certificates of Deposit				2,502,500	26,000,000	(2,653,480)	150,980	-	26,000,000	2,502,500	-	26,000,000	150,478		
<b>Federal/Agency Bonds</b>																	
		American National Bank															
		CUSIP #313381BR5	Fed Home Ln Bank	AA+	0.0900%	2,519,571		(11,719)	11,719	(11,148)	2,508,423	2,495,284	(16,502)	2,491,921	14,583	12/09/2022	N
		CUSIP #3133EMX98	Fed Farm Cr Bank	AA+	0.1349%	2,499,343		(563)	563	280	2,499,623	2,465,229	(31,771)	2,467,852	369	10/05/2022	Y
		CUSIP #3133EMX64	Fed Farm Cr Bank	AA+	0.1300%	2,500,821		(1,063)	1,063	(249)	2,500,572	2,447,318	(54,124)	2,446,448	1,806	04/28/2023	N
		CUSIP #3133834G3	Fed Home Ln Bank	AA+	0.1500%	2,546,278		(13,281)	13,281	(12,323)	2,533,955	2,479,620	(70,344)	2,463,611	16,528	06/09/2023	N
		CUSIP #3137AEAW5	Fed Home Ln Mtg Corp	AA+	0.1580%	2,502,718		(1,563)	1,563	(573)	2,502,145	2,423,810	(96,205)	2,405,940	399	09/08/2023	N
		CUSIP #3133EMJ94 #1	Fed Farm Cr Bank	AA+	0.1860%	2,499,218		(1,000)	1,000	162	2,499,380	2,411,896	(99,795)	2,399,585	178	10/05/2022	Y
		CUSIP #3133EMJ94 #2	Fed Farm Cr Bank	AA+	0.1851%	2,499,245		(1,000)	1,000	156	2,499,401	2,411,896	(99,816)	2,399,585	178	10/05/2022	Y
		CUSIP #3130ANFB1	Fed Home Ln Bank	AA+	0.2700%	2,150,000		(1,451)	1,451	-	2,150,000	2,080,445	(99,803)	2,050,197	2,290	10/05/2022	Y
		CUSIP #3133EMV25	Fed Farm Cr Bank	AA+	0.3240%	5,012,912		(5,625)	5,625	(1,566)	5,011,346	4,749,331	(341,987)	4,669,359	4,250	07/23/2024	N
		CUSIP #3130AGWK7	Fed Home Ln Bank	AA+	0.2670%	5,130,216		(18,750)	18,750	(15,339)	5,114,877	4,846,650	(354,722)	4,760,155	9,583	08/15/2024	N
		CUSIP #313422XLF7	Farmer Mac	NR	0.3700%	5,000,000		(4,625)	4,625	-	5,000,000	4,738,574	(372,093)	4,627,907	2,107	08/20/2024	N
		CUSIP #3130ANK25	Fed Home Ln Bank	AA+	0.4100%	5,000,000		(5,125)	5,125	-	5,000,000	4,748,442	(375,976)	4,624,024	1,993	11/26/2022	Y
		CUSIP #3130ANKQ2	Fed Home Ln Bank	AA+	0.4301%	10,000,000		(10,750)	10,750	-	10,000,000	9,501,953	(748,343)	9,251,657	4,181	11/26/2022	Y
		CUSIP #3130ANK66	Fed Home Ln Bank	AA+	0.2667%	2,850,000		(2,415)	2,415	-	2,850,000	2,705,225	(244,976)	2,605,024	1,108	11/26/2022	Y
						52,710,322	-	(78,930)	78,930	(40,600)	52,669,722	50,505,673	(3,006,457)	49,663,265	59,553		



Collin County, Texas  
 QUARTERLY INVESTMENT REPORT  
 Quarter Ending September 30, 2022

**CAPITAL PROJECTS**  
**Investment Details**

CAPITAL PROJECTS GROUP	Security Name	Rating	Yield to Call	Yield to Maturity	Beginning Book Value	Increases	Decreases	Interest Earned	Amortization/ Accretion	Ending Book Value	Beginning Market Value	Unrealized Gain / (Loss)	Ending Market Value	Accrued Interest	Maturity / Call Date	Callable
			(YTC)	(YTM)						06/30/2022	QTD	09/30/2022	06/30/2022			
<u>Unites States Treasuries</u>																
	CUSIP #912796K57-MATURED	US Treasury	NR	0.0530%	2,499,953		(2,500,000)	-	47	-	2,499,078	-	-	-	07/14/2022	N
	CUSIP #91282CAN1-MATURED	US Treasury	NR	0.0690%	2,500,348		(2,500,776)	777	(349)	-	2,489,595	-	-	-	09/30/2022	N
	CUSIP #91282CCN9	US Treasury	NR	0.1660%	2,498,884		(785)	785	260	2,499,144	2,425,978	(81,664)	2,417,480	526	07/31/2023	N
	CUSIP #9128284X5	US Treasury	NR	0.1690%	2,575,124		(17,283)	17,283	(16,223)	2,558,901	2,494,433	(91,616)	2,467,285	5,887	08/31/2023	N
	CUSIP #91282CAK7	US Treasury	NR	0.1730%	2,498,549		(784)	784	303	2,498,852	2,417,578	(94,067)	2,404,785	138	09/15/2023	N
	CUSIP # 91282CBA8	US Treasury	NR	0.2050%	4,994,221		(1,571)	1,571	999	4,995,220	4,800,975	(236,430)	4,758,790	1,844	12/15/2023	N
	CUSIP # 91282CCL3 #2	US Treasury	NR	0.3110%	5,006,491		(4,699)	4,699	(802)	5,005,689	4,747,112	(335,964)	4,669,725	3,974	07/15/2024	N
	CUSIP # 912828YE4	US Treasury	NR	0.3260%	5,099,590		(15,712)	15,712	(11,569)	5,088,021	4,821,531	(360,871)	4,727,150	5,352	08/31/2024	N
					27,673,160	-	(5,041,610)	41,611	(27,334)	22,645,827	26,696,280	(1,200,612)	21,445,215	17,721		
	Total Federal/Agency Bonds & US Treasuries				80,383,482	-	(5,120,540)	120,541	(67,934)	75,315,549	77,201,953	(4,207,069)	71,108,480	77,274		
	<b>TOTAL CAPITAL PROJECTS INVESTMENTS</b>				<b>394,923,104</b>		120,807,513	(66,569,864)	2,172,643	(67,934)	<b>451,265,462</b>	<b>391,741,575</b>	(4,207,069)	<b>447,058,393</b>	238,440	



Collin County, Texas  
**QUARTERLY INVESTMENT REPORT**  
 Quarter Ending September 30, 2022

**CAPITAL PROJECTS**

Fund Number (MUNIS)	Fund Name	Book Value 09/30/2022	Interest Earned YTD	% of Total Invested
<b>Capital Project Funds</b>				
<b>Permanent Improvement Bonds</b>				
4002	Ltd Tax Perm Imp 2000	3,334	19	0.0007%
4003	Lmtd Tax P/I Series '01	83,638	549	0.0187%
4004	Ltd Tax Perm Imp 2002	590,171	3,875	0.1320%
4005	Ltd Tax Perm Imp 2004	11,139	102	0.0025%
4006	Lmtd Tax Perm Imp 2005	18,950	134	0.0042%
4007	Lmtd Tax Perm Imp Bds '06	15,474	173	0.0035%
4008	Ltd Tax Perm Imp 2007	1,766	12	0.0004%
4009	Ltd TX PI 2008 07Proj	18,560	125	0.0042%
4010	LTD TAX PI 2008 03PROJ	4,152	27	0.0009%
4011	Ltd Tax PI Bds 2009	606,008	4,003	0.1356%
4012	Ltd TX PI BAB Bds 2009B	467,950	3,072	0.1047%
4013	Ltd Tax PI Bds 2011	27,192	292	0.0061%
4014	Ltd Tax Perm Imp 2012	111,483	740	0.0249%
4015	Ltd Tax Perm Imp 2013	198,371	1,306	0.0444%
4016	Ltd Tax P/I 2014	495,781	3,255	0.1109%
4017	Ltd Tax P/I 2015	440,917	3,113	0.0986%
4018	Ltd Tax P/I 2016	189,479	1,249	0.0424%
4019	LT 2019A	152,894	1,009	0.0342%
4020	LT 2019B	35,290,003	262,827	7.8938%
4021	LT 2020A	100,975,032	672,582	22.5865%
4022	LT 2020B	26,796,789	189,203	5.9940%
4023	LT 2020C	458,414	3,029	0.1025%
4024	LT 2021A	49,934,313	342,464	11.1695%
4025	LT 2021B	43,916,129	253,162	9.8234%
4026	LT 2021C	1,936,243	12,872	0.4331%
4027	LT 2022A	60,206,714	206,714	13.4673%
4028	LT 2022B	24,082,686	223,450	5.3869%
4029	LT 2022C	2,006,890	16,604	0.4489%
		<b>349,040,472</b>	<b>2,205,962</b>	<b>78.0748%</b>
<b>Road Bonds</b>				
4201	Unlmt Tax Rd Bonds 2004	476,278	2,922	0.1065%
4202	Unlmt Tax Road Bond 2005	54,960	696	0.0123%
4203	Unlmt Tax Road Bds '06	1,315	129	0.0003%
4204	Unltd Tax Rd Bds 2007	1,280,808	8,460	0.2865%
4205	Unltd Tx Rd Bds 08 03Proj	300,313	1,972	0.0672%
4206	Unltd Rd Bds 2008 07Proj	642,468	4,292	0.1437%
4207	Unltd Tax Road Bds 2009	137,133	907	0.0307%
4208	UNLTD TX RD BAB 2009B	2,734	18	0.0006%
4209	Unltd Tax Rd Bds 2011	1,326,205	7,643	0.2967%
4210	UNLTD TAX ROAD BD 2012	2,879,056	20,810	0.6440%
4211	Unlmt Tax Road Bond 2013	2,758,861	18,161	0.6171%
4212	Unltd Tax Road Bd 2014	12,123,853	80,081	2.7119%
4213	Unltd Tax Road Bd 2015	26,224,523	170,618	5.8660%
4214	UnLtd Tax Road Bd 2016	8,236,550	68,243	1.8424%
4215	UT 2019A	28,557,342	334,689	6.3878%
4216	UT 2019B	1,861,481	17,105	0.4164%
4281	Unlimited Road Bond 99	1,672,271	11,010	0.3741%
4282	Unlimited Road Bond 99A	14,858	133	0.0033%
4283	Unlimited Road Bond 00/01	243,080	1,623	0.0544%
4284	Unlimited Road Bond 95/97	154,070	1,017	0.0345%
		<b>88,948,159</b>	<b>750,529</b>	<b>19.8964%</b>



Collin County, Texas  
**QUARTERLY INVESTMENT REPORT**  
 Quarter Ending September 30, 2022

**CAPITAL PROJECTS**

Fund Number (MUNIS)	Fund Name	Book Value 09/30/2022	Interest Earned YTD	% of Total Invested
<b>Tax Notes</b>				
4401	Tax Notes 2006	1,810,530	13,600	0.4050%
4402	Capital Improvement TN 01	542,092	3,559	0.1213%
4403	Capital Imp T/N 01A	193,146	1,268	0.0432%
4404	Tax Notes Series 2002	1,182,470	7,763	0.2645%
4405	Tax Notes Series 2004	2,245,826	14,928	0.5024%
4406	Tax Notes 2018	3,091,010	21,424	0.6914%
		9,065,074	62,542	2.0278%
	7/15/22 Bank Error: CUSIP 91282CCL Interest (Posted in Cap-Proj Acct; s/b Non-Oper) Bank Corrected 11/28/2022		4,688	
	SubTotal Capital Projects Investments	447,058,393	3,019,033	100.0000%

**Market Adjustment \***

Federal Agency Bonds (4,207,069)

*Market Adjustments are calculated using Market Values as shown on ANB Statements*

Total Book Value as of 09/30/22	451,265,462	3,019,033
---------------------------------	-------------	-----------