



# COLLIN COUNTY

Auditor's Office  
2300 Bloomdale Rd.  
Suite 3100  
McKinney, Texas 75071  
www.collincountytx.gov

**To:** Commissioners Court  
**From:** Kristine Malone – Interim County Auditor  
**Date:** December 16, 2024  
**Re:** Investment Report – 4<sup>th</sup> Quarter (FY 2024)

On September 30, 2024, total invested operating, non-operating, and capital project funds of Collin County had a market value of \$1,477,986,784. As required by Collin County's Investment Policy and in accordance with Government Code 2256, all investments were made with the following objectives in order of priority. First, the safety of the principal and maintenance of adequate liquidity were given the highest consideration. Second, diversification was accomplished by investing county funds into six separate PFIA investment pools (LOGIC, Texas Class, Texas FIT, Texas RANGE, TexPool and TexSTAR), as well as by purchasing Certificates of Deposit, Fixed TERM Investments, Federal Agency Bonds, US Treasuries, Discount Notes, Municipal Bonds and other cash equivalent investments.

The weighted average maturity (WAM) for investments was 78 days, and weighted yield to maturity (YTM) was 5.064%, which compares to 67 WAM and 4.633% YTM for prior year 4<sup>th</sup> quarter.

During the FY2024 4<sup>th</sup> quarter, our overnight pools and cash equivalent investments experienced a seasonal increase from the prior quarter by \$130,060,927 due primarily to the timing of property tax receipts.

Certificates of Deposit (and Fixed TERM Investments) experienced an increase of \$7,154,940. Certificates of Deposit and Fixed TERM activity consisted of three (3) maturities, and six (6) purchases.

Bonds experienced a decrease of \$33,308,451. Bond investment activity during the quarter consisted of eight (8) bonds called, eighteen (18) bonds matured, and nineteen (19) bonds purchased.

The total interest earned for all investments during this quarter totaled \$17,897,247.

Attached is our Collin County Quarterly Investment Report which consists of a Statement of Investment Position, a Summary Statement by Group, Investment Details, and Schedules of Investments by Fund.



Collin County, Texas  
 QUARTERLY INVESTMENT REPORT  
 Quarter Ending September 30, 2024

**STATEMENT OF INVESTMENT POSITION**

The investments held in Collin County portfolio are managed in full compliance with the Public Funds Investment Act (Government Code 2256.023), and with the Investment Policy and strategy of Collin County Government.


	OPERATING GROUP			NON-OPERATING GROUP			CAPITAL PROJECTS GROUP			TOTAL PORTFOLIO		
	Prior Year Market Value	Beginning Market Value	Ending Market Value	Prior Year Market Value	Beginning Market Value	Ending Market Value	Prior Year Market Value	Beginning Market Value	Ending Market Value	Prior Year Market Value	Beginning Market Value	Ending Market Value
	9/30/2023	6/30/2024	9/30/2024	9/30/2023	6/30/2024	9/30/2024	9/30/2023	6/30/2024	9/30/2024	9/30/2023	6/30/2024	9/30/2024
Cash in Bank	66,664,111	29,153,384	71,266,933							66,664,111	29,153,384	71,266,933
PFIA Investment Pools	322,296,975	461,285,489	363,413,411	773,307	804,771	815,448	521,198,941	443,004,941	628,778,214	844,269,223	905,095,201	993,007,073
Cash Equivalent Investments	42,190,688	46,584,495	47,223,564	46,809,574	59,843,307	59,752,739	93,364,995	104,567,377	146,167,931	182,365,257	210,995,179	253,144,234
Certificates of Deposit	-	-	-	48,748,897	15,948,063	23,103,003	-	-	-	48,748,897	15,948,063	23,103,003
Federal/Agency Bonds				106,314,622	97,095,059	102,897,846	48,113,966	42,534,845	2,814,036	154,428,588	139,629,904	105,711,882
Municipal Bonds				30,526,481	31,144,088	31,753,659				30,526,481	31,144,088	31,753,659
<b>TOTALS</b>	<b>431,151,774</b>	<b>537,023,368</b>	<b>481,903,908</b>	<b>233,172,881</b>	<b>204,835,288</b>	<b>218,322,695</b>	<b>662,677,902</b>	<b>590,107,163</b>	<b>777,760,181</b>	<b>1,327,002,557</b>	<b>1,331,965,819</b>	<b>1,477,986,784</b>

Annualized Yield	5.343%	5.386%	5.328%	3.043%	3.666%	3.908%	4.888%	5.004%	5.187%	4.690%	4.941%	5.047%
Weighted Yield To Call	5.331%	5.380%	5.302%	2.714%	3.870%	3.896%	4.983%	4.999%	5.262%	4.656%	4.968%	5.061%
Weighted Yield To Maturity	5.331%	5.380%	5.302%	2.587%	3.808%	3.916%	4.983%	4.999%	5.262%	4.633%	4.958%	5.064%
Weighted Average Maturity (Days)	1	1	1	290	390	495	23	5	2	67	64	78

In accordance with Government Code 2256.005 Sections f-i, The Investment Officers of Collin County are required to:  
 (1) Disclose a personal business relationship with a business organization offering to sell investments to the organization; and,  
 (2) Disclose whether he/she is related within the second degree by affinity of consanguinity to an individual seeking to sell an investment to the entity;

Authorized By Investment Officers: Kristine Malone 12/16/2024  
 Kristine Malone, Interim County Auditor Date

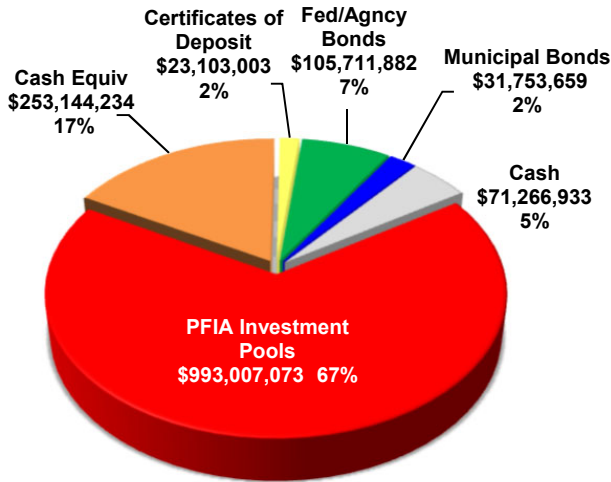
Monika Arris 12.16.24  
 Monika Arris, Budget Director Date



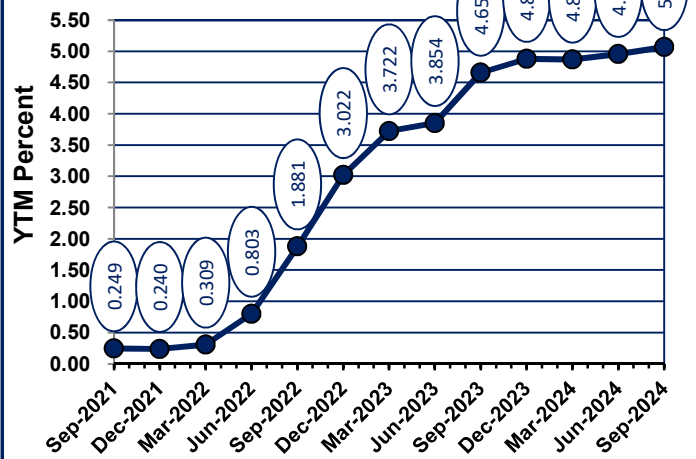
Collin County, Texas  
 QUARTERLY INVESTMENT REPORT  
 Quarter Ending September 30, 2024

**TOTAL PORTFOLIO**

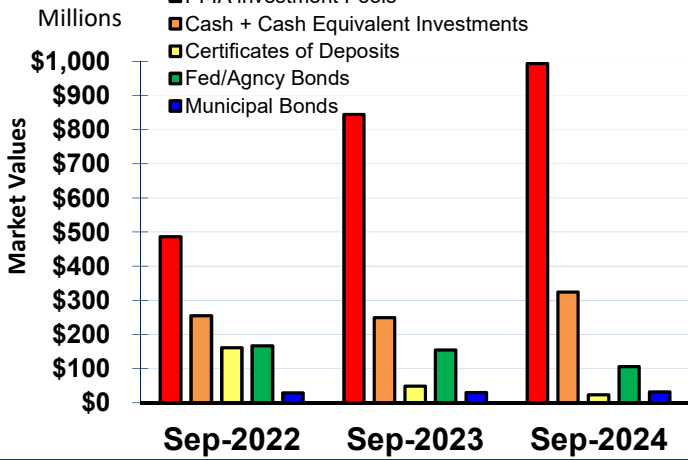
**Portfolio Composition by Type**



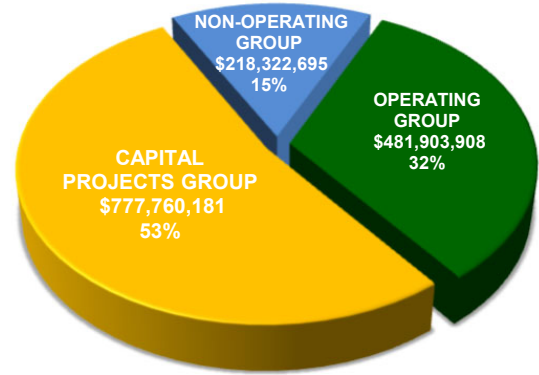
**Portfolio Weighted YTM 3 Year Trend**



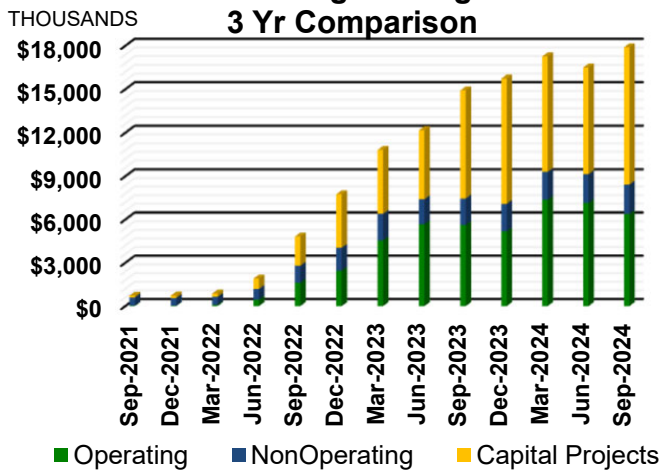
**Portfolio Position by Type 3 Yr Comparison**



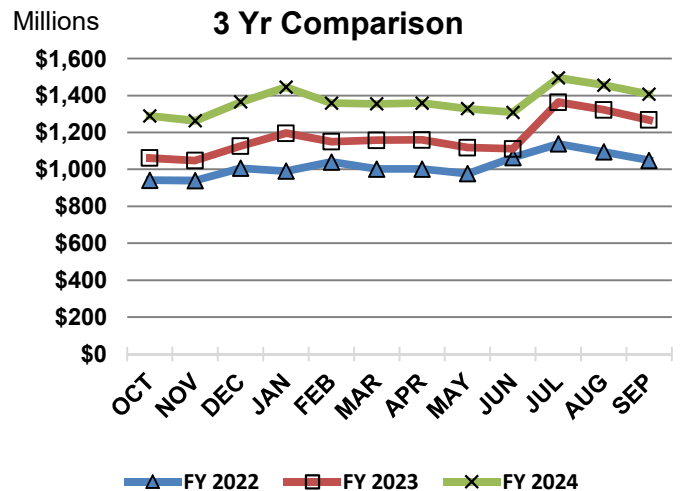
**Portfolio Composition by Investment Pool Group at Qtr End**



**Interest Earnings during Quarter 3 Yr Comparison**



**Total Portfolio 3 Yr Comparison**





Collin County, Texas  
 QUARTERLY INVESTMENT REPORT  
 Quarter Ending September 30, 2024

**TOTAL PORTFOLIO**  
**Summary Statement by Pooled Fund Group**

Description	Ending Market Value	Percentage of Portfolio	Avg Monthly Yields Jul-2024	Avg Monthly Yields Aug-2024	Avg Monthly Yields Sep-2024
TexPool	46,029,447	3.2721%	5.3173%	5.2977%	5.1637%
TexSTAR	73,028,848	5.1914%	5.3131%	5.2939%	5.1324%
Texas CLASS	377,774,561	26.8550%	5.4482%	5.4303%	5.2917%
LOGIC	328,736,379	23.3690%	5.4031%	5.3775%	5.2340%
Texas RANGE	108,669,641	7.7250%	5.3100%	5.3000%	5.1600%
Texas FIT	58,768,197	4.1777%	5.4300%	5.3800%	5.3000%
ICS American National Bank	47,223,564	3.3570%	5.4200%	5.3900%	5.0700%
ICS Farmer's Bank & Trust	62,484,835	4.4419%	5.4400%	5.3900%	5.0800%
CE American National Bank-CUS	141,383,681	10.0506%	4.8800%	4.8900%	4.4500%
CE American National Bank-SEA	2,052,154	0.1459%	5.2000%	5.2400%	4.8800%
* Certificates of Deposit	23,103,003	1.6423%	3.5492%	3.5492%	3.5492%
* Federal Agency Bonds	103,225,432	7.3380%	3.6429%	3.6429%	3.6429%
* US Treasuries	2,486,450	0.1768%	1.4476%	1.4476%	1.4476%
* Municipal Bonds	31,753,659	2.2573%	2.7720%	2.7720%	2.7720%
	1,406,719,851	100.0000%	4.6124%	4.6001%	4.4410%

\* Avg Monthly Yields are calculated by averaging YTM. Since Collin County Investment Policy maximum term limit is five years, yields may include rates from 09/30/2019 - 09/30/2024.

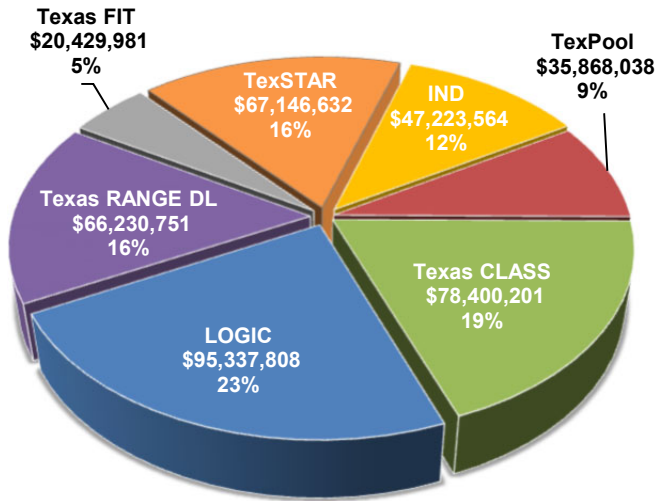
POOLED FUND GROUP	Beginning Book Value 06/30/2024	Increases	Decreases	Interest Earned QTD	Amortization / Accretion	Ending Book Value 09/30/2024	Beginning Market Value 06/30/2024	Unrealized Gain / (Loss) Market Adj	Ending Market Value 09/30/2024	Accrued Interest 09/30/2024
<b>Operating Group</b>										
PFIA Investment Pools	461,285,489	5,976,000	(109,588,000)	5,739,922	-	363,413,411	461,285,489	-	363,413,411	-
Cash Equivalent Investments	46,584,495	-	-	639,069	-	47,223,564	46,584,495	-	47,223,564	-
Sub-Total	507,869,984	5,976,000	(109,588,000)	6,378,991	-	410,636,975	507,869,984	-	410,636,975	-
<b>Non-Operating Group</b>										
PFIA Investment Pools	804,771	-	-	10,677	-	815,448	804,771	-	815,448	-
Cash Equivalent Investments	59,843,307	34,497,882	(35,290,442)	701,992	-	59,752,739	59,843,307	-	59,752,739	210,115
Certificates of Deposit	15,948,063	15,000,000	(7,979,104)	134,044	-	23,103,003	15,948,063	-	23,103,003	1,548
Federal/Agency Bonds	98,709,961	32,338,055	(28,439,758)	939,515	28,176	103,575,949	97,095,059	(678,103)	102,897,846	869,977
Municipal Bonds	32,030,079	2,827,066	(3,126,387)	261,387	(25,943)	31,966,202	33,585,656	(212,543)	31,753,659	246,158
Sub-Total	207,336,181	84,663,003	(74,835,691)	2,047,615	2,233	219,213,341	207,276,856	(890,646)	218,322,695	1,327,798
<b>Capital Projects Group</b>										
PFIA Investment Pools	443,004,941	221,350,500	(43,543,500)	7,966,273	-	628,778,214	443,004,941	-	628,778,214	-
Cash Equivalent Investments	104,567,377	40,136,609	-	1,463,945	-	146,167,931	104,567,377	-	146,167,931	323,928
Federal/Agency Bonds	42,865,673	-	(40,040,422)	40,423	(15,674)	2,850,000	42,534,845	(35,964)	2,814,036	2,771
Sub-Total	590,437,991	261,487,109	(83,583,922)	9,470,641	(15,674)	777,796,145	590,107,163	(35,964)	777,760,181	326,699
Grand Totals:	1,305,644,156	352,126,112	(268,007,613)	17,897,247	(13,441)	1,407,646,461	1,305,254,003	(926,610)	1,406,719,851	1,654,497



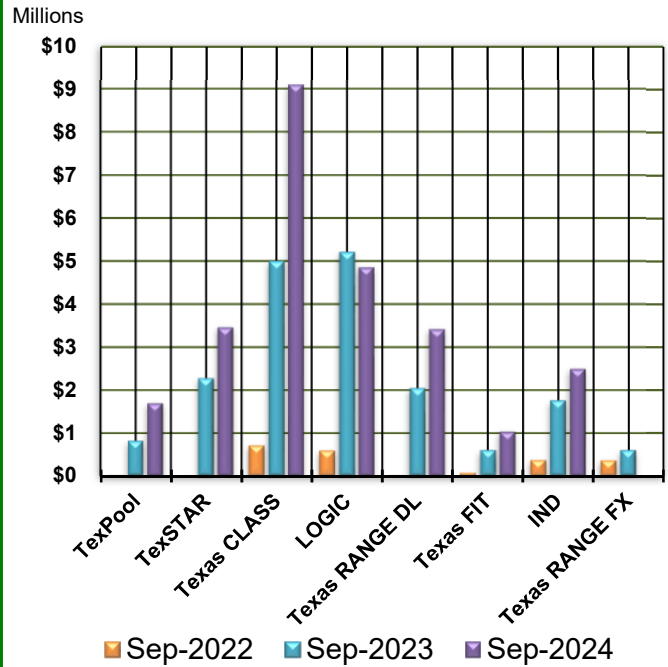
Collin County, Texas  
 QUARTERLY INVESTMENT REPORT  
 Quarter Ending September 30, 2024

**OPERATING GROUP**

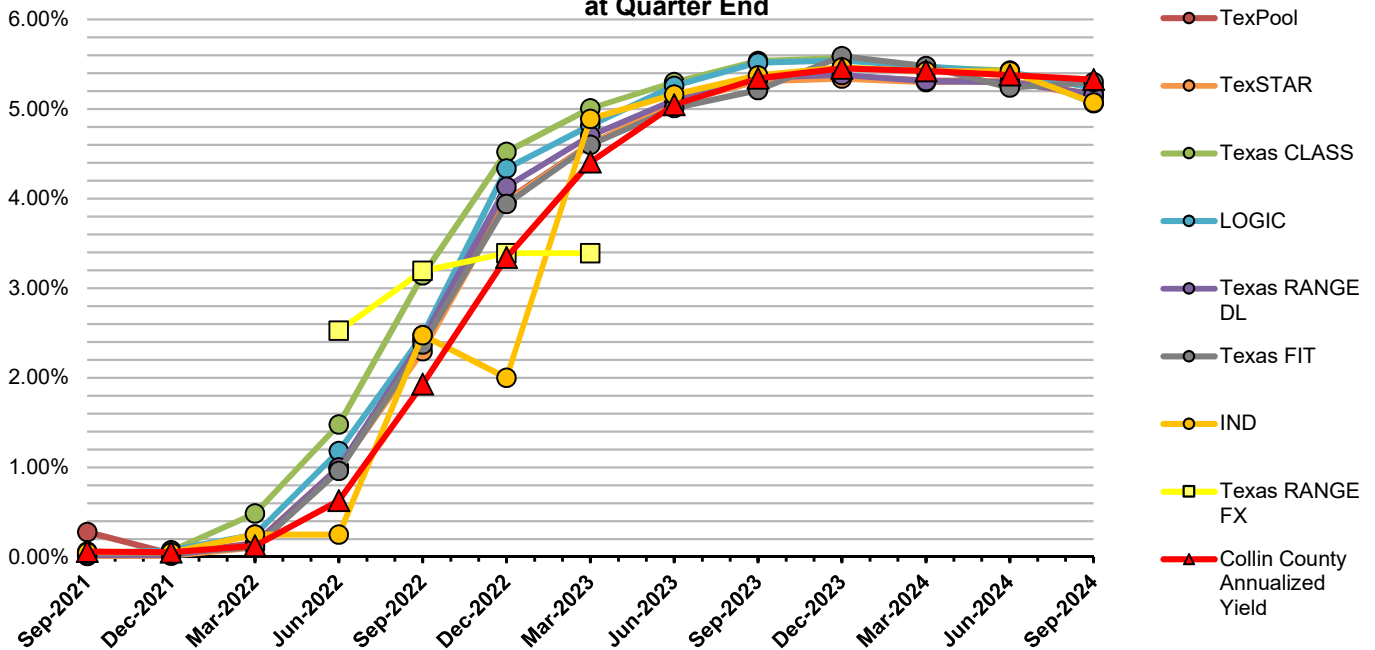
**Operating Investments by Type at Quarter End**



**Operating Investments YTD Interest Earnings Comparison at Quarter End**



**Operating Investments Yields Comparison at Quarter End**





Collin County, Texas  
**QUARTERLY INVESTMENT REPORT**  
 Quarter Ending September 30, 2024

**OPERATING**  
**Investment Details**

<u>OPERATING GROUP</u>	Yield to Maturity (YTM)	Beginning Book Value 06/30/2024	Increases	Decreases	Interest Earned QTD	Ending Book Value 09/30/2024	Beginning Market Value 06/30/2024	Ending Market Value 09/30/2024	Accrued Interest	Maturity Date
<u>PFIA Investment Pools</u>										
TexPool	5.2596%	35,530,313	-	(135,000)	472,725	35,868,038	35,530,313	35,868,038	-	N/A
TexSTAR	5.2465%	66,266,337	-	-	880,295	67,146,632	66,266,337	67,146,632	-	N/A
Texas CLASS	5.3901%	174,273,205	5,976,000	(103,793,000)	1,943,996	78,400,201	174,273,205	78,400,201	-	N/A
LOGIC	5.3382%	99,689,708	-	(5,660,000)	1,308,100	95,337,808	99,689,708	95,337,808	-	N/A
Texas RANGE DL	5.2567%	65,363,579	-	-	867,172	66,230,751	65,363,579	66,230,751	-	N/A
Texas FIT	5.3700%	20,162,347	-	-	267,634	20,429,981	20,162,347	20,429,981	-	N/A
		<b>461,285,489</b>	5,976,000	(109,588,000)	5,739,922	<b>363,413,411</b>	<b>461,285,489</b>	<b>363,413,411</b>	-	
<u>Cash Equivalent Investments</u>										
American National Bank										
IntraFi Network Deposits	5.2933%	46,584,495	-	-	639,069	47,223,564	46,584,495	47,223,564	-	N/A
		<b>46,584,495</b>	-	-	639,069	<b>47,223,564</b>	<b>46,584,495</b>	<b>47,223,564</b>	-	
<b>TOTAL OPERATING INVESTMENTS</b>		<b>507,869,984</b>	5,976,000	(109,588,000)	6,378,991	<b>410,636,975</b>	<b>507,869,984</b>	<b>410,636,975</b>	-	



Collin County, Texas  
**QUARTERLY INVESTMENT REPORT**  
 Quarter Ending September 30, 2024

**OPERATING**

**Schedule of Investments by Fund**

Fund Number (MUNIS)	Fund Name	Book Value 09/30/2024	Interest Earned YTD	% of Total Invested
<b><u>General Funds</u></b>				
0001	General	106,711,107 ****	11,034,657	25.9867%
0002	Housing Finance Corp	523,582	27,416	0.1275%
0003	Records Archive Fund	17,335,259	-	4.2216% *
0005	Dis Cts Rec Tech Fund	612,470	-	0.1492% *
0499	Permanent Improvements	8,735,534	152,214	2.1273%
		133,917,952	11,214,287	32.6123%
<b><u>Special Revenue Funds</u></b>				
0029	Courthouse Security	1,021,977	-	0.2489% *
1010	Road and Bridge	31,420,333	1,500,117	7.6516%
1011	Farm and Market	24,176	1,271	0.0059%
1012	Lateral Road	1,511,675	79,297	0.3681%
1013	Judicial Appellate	501,157	24,326	0.1220%
1015	Court Reporters	572,333	-	0.1394% *
1021	Law Library	4,836,381	-	1.1778% *
1025	Co Clrk Rec Mgmt & Pres	14,847,497	-	3.6157% *
1026	Dist Clrk Rec Mgmt & Pres	1,085,399	-	0.2643% *
1028	Justice Court Tech Fund	656,677	-	0.1599% *
1031	Economic Development 2001	843,100	36,463	0.2053%
1033	Contract Elections	3,114,771	215,312	0.7585%
1036	Sheriff Forfeiture	29,560	1,223	0.0072%
1037	DA State Forfeiture	1,336,790	70,283	0.3255%
1038	DA Service Fee	250,790	-	0.0611% *
1039	Meayers Park Foundation	1,246	66	0.0003%
1040	Health Care Foundation	6,274,634	391,263	1.5280%
1041	Local Provider Participation Funds	124,215	124,215	0.0302%
1044	County Rec Mgmt & Pres	778,651	-	0.1896% *
1045	District Rec Mgmt & Pres	221,479	6,479	0.0539% *
1046	Juvenile Case Manager Fnd	472,262	-	0.1150% *
1047	Court Initiated Guardnshp	703,270	-	0.1713% *
1049	DA Pretrial Intervntn Prg	1,015,135	-	0.2472% *
1050	Specialty Court	227,202	-	0.0553% *
1051	SCAAP	3,017	3,017	0.0007%
1052	Cty Crts Technology Fund	706,884	-	0.1721% *
1053	Dis Cts Technology Fund	717,054	-	0.1746% *
1054	Probate Contributions Fnd	789,636 ****	46,616	0.1923%
1055	CCLC Court Rec Presrvtn	688,066	-	0.1676% *
1056	Dis Clrk Crt Rec Presrvtn	482,466	-	0.1175% *
1057	DA Apportionment	101,566 ****	5,613	0.0247%
1058	Justice Crt Bldg Security	301,442	-	0.0734% *
1060	DA Federal Treasury Forf	1,860,203	99,437	0.4530%
1062	Truancy Prevention and Diversion Special Revenue	281,331	10,331	0.0685%
1064	Constable 3 Forfeiture	-	-	0.0000%
1065	Sheriff Forfeiture Fed	43,351	1,443	0.0106%
1066	SO Treasury Forfeiture	163,166 ****	8,418	0.0397%
1067	Trails Blue Ridge Sp Rd Dist	218,173	10,421	0.0531%
1068	Court Facility Fee Fund	994,707	42,074	0.2422%
1069	Opioid Abatement	53,928	32,121	0.0131%
1998	Veterans Court	27,577	1,300	0.0067%
		79,303,277	2,711,106	19.3118%



Collin County, Texas  
**QUARTERLY INVESTMENT REPORT**  
 Quarter Ending September 30, 2024

**OPERATING**  
**Schedule of Investments by Fund**

Fund Number (MUNIS)	Fund Name	Book Value 09/30/2024	Interest Earned YTD	% of Total Invested
<b><u>Grant Funds</u></b>				
2127	Coronavirus Relief Fund	-	-	0.0000%
2128	HAVA Cares	-	-	0.0000%
2129	Chapter 19 Cares	-	*	0.0000%
2130	HAVA Elections Security	-	-	0.0000%
2132	ARPA	163,807,397	9,675,930 ***	39.8910%
2198	LEOSE Education	81,303	4,875	0.0198%
2586	RTR Frontier Parkway	52,091	2,739 ***	0.0127%
		163,940,791	9,683,544	39.9235%
<b><u>Debt Service Fund</u></b>				
3001	Debt Service Fund	5,408,187	1,005,973	1.3170%
		5,408,187	1,005,973	1.3170%
<b><u>Internal Service Funds</u></b>				
5501	Liability Insurance	11,194,790	595,571	2.7262%
5502	Workers' Compensation Ins	7,171,300	399,020	1.7464%
5504	Unemployment Insurance	1,583,638	80,415	0.3857%
5505	Insurance Claim	2,123,070	94,822	0.5170%
5601	Flexible Benefit	232,469	- **	0.0566%
5990	Animal Safety Fund	1,813,296	137,921	0.4416%
		24,118,563	1,307,749	5.8735%
<b><u>Other Funds</u></b>				
5999	CC Toll Road Authority	33,796 ****	43,317	0.0082%
6050	Judicial District	2,589,861	125,679	0.6307%
7001	State Fees Agency	809,770	- *	0.1972%
7002	Unclaimed Holdings	514,778	- *	0.1254%
		3,948,205	168,996	0.9615%
Total Operating Investments		410,636,975	26,091,655	100.0000%
Total Book Value as of 09/30/24		410,636,975	26,091,655	

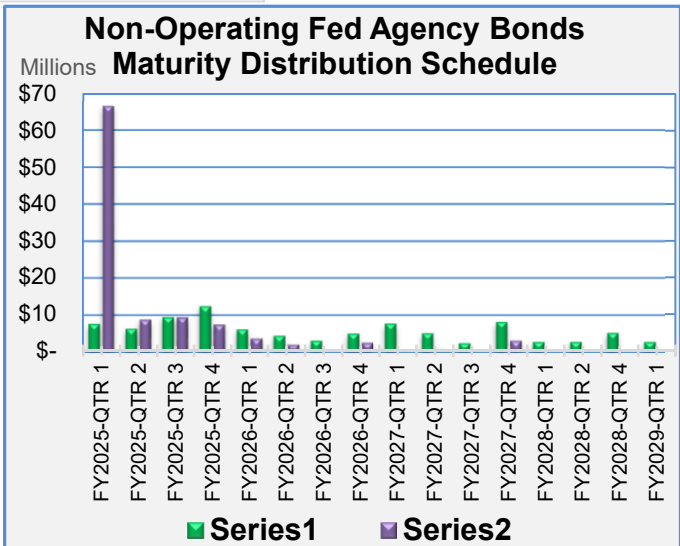
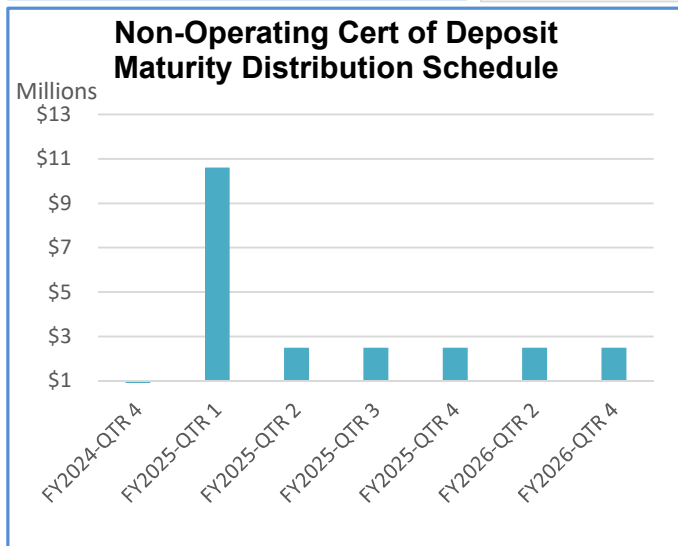
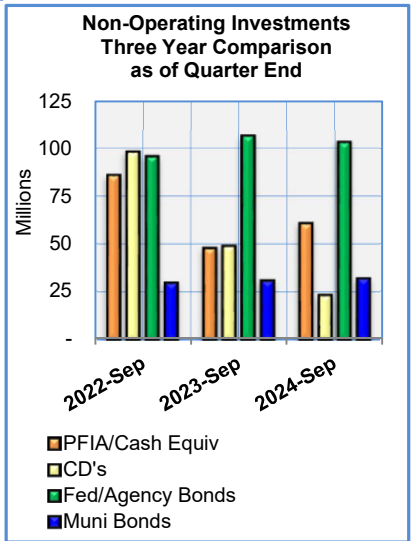
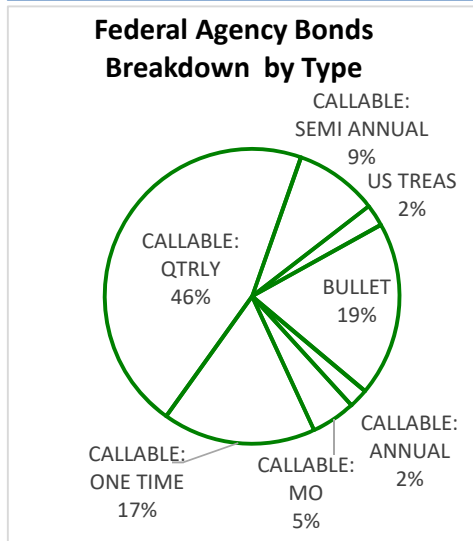
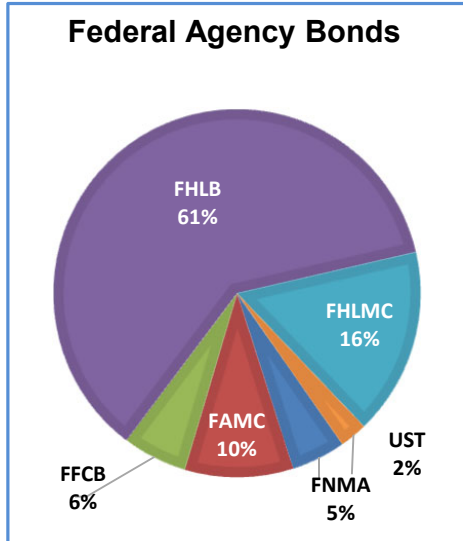
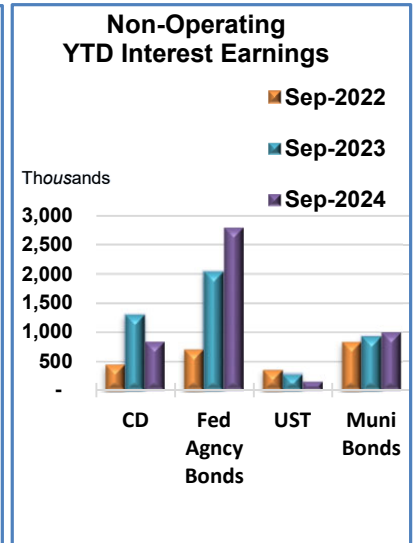
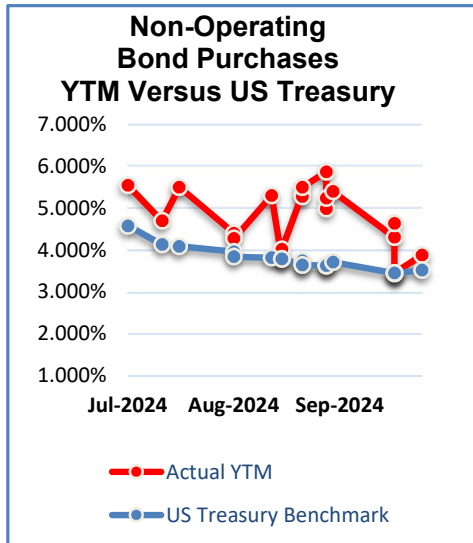
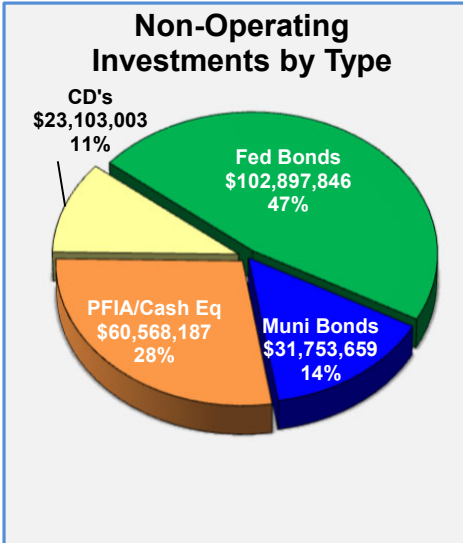
Notes

- \* Interest is recorded in Fund 0001 General Fund
- \*\* Interest is recorded in Fund 5505 Insurance Claim
- \*\*\* Interest is re-allocated to deferred revenue



Collin County, Texas  
 QUARTERLY INVESTMENT REPORT  
 Quarter Ending September 30, 2024

NON-OPERATING GROUP





Collin County, Texas  
**QUARTERLY INVESTMENT REPORT**  
 Quarter Ending September 30, 2024

**NON-OPERATING  
 Investment Details**

<u>NON-OPERATING GROUP</u>	Yield to Maturity (YTM)	Beginning Book Value 06/30/2024	Increases	Decreases	Interest Earned QTD	Ending Book Value 09/30/2024	Beginning Market Value 06/30/2024	Ending Market Value 09/30/2024	Accrued Interest	Maturity Date
<u>PFIA Investment Pools</u>										
Texas RANGE DL	5.2567%	804,771	-	-	10,677	815,448	804,771	815,448	-	N/A
		<b>804,771</b>	-	-	10,677	<b>815,448</b>	<b>804,771</b>	<b>815,448</b>	-	
<u>Cash Equivalent Investments</u>										
American National Bank										
Custody Cash Holdings	4.7400%	58,195,249	31,263,504	(32,433,940)	675,772	57,700,585	58,195,249	57,700,585	200,784	N/A
Seacap Cash Holdings	5.1067%	1,648,058	3,234,378	(2,856,502)	26,220	2,052,154	1,648,058	2,052,154	9,331	N/A
		<b>59,843,307</b>	<b>34,497,882</b>	<b>(35,290,442)</b>	<b>701,992</b>	<b>59,752,739</b>	<b>59,843,307</b>	<b>59,752,739</b>	<b>210,115</b>	
<u>Certificates of Deposit</u>										
American National Bank										
CD #9690975-MATURED	2.7500%	2,628,991	-	(2,641,849)	12,858	-	2,628,991	-	-	08/31/2024
CD #9691973	4.2700%	2,684,118	-	-	28,913	2,713,031	2,684,118	2,713,031	-	10/28/2024
CD #9693987	4.3500%	2,668,251	-	-	29,282	2,697,533	2,668,251	2,697,533	-	12/30/2024
CD #9773532	3.7900%	-	2,500,000	-	-	2,500,000	-	2,500,000	263	09/30/2025
CD #9773557	3.4900%	-	2,500,000	-	-	2,500,000	-	2,500,000	242	03/30/2026
CD #9773565	3.2900%	-	2,500,000	-	-	2,500,000	-	2,500,000	228	09/30/2026
		<b>7,981,360</b>	<b>7,500,000</b>	<b>(2,641,849)</b>	<b>71,053</b>	<b>12,910,564</b>	<b>7,981,360</b>	<b>12,910,564</b>	<b>733</b>	
Farmer's Bank & Trust										
CD #7000009-MATURED	2.8400%	2,631,090	-	(2,637,753)	6,663	-	2,631,090	-	-	07/31/2024
CD #7000012-MATURED	4.0800%	2,671,812	-	(2,699,502)	27,690	-	2,671,812	-	-	09/30/2024
CD #7000018	4.3300%	2,663,801	-	-	28,638	2,692,439	2,663,801	2,692,439	-	11/30/2024
CD #7000076	4.6500%	-	2,500,000	-	-	2,500,000	-	2,500,000	292	12/30/2024
CD #7000077	4.3000%	-	2,500,000	-	-	2,500,000	-	2,500,000	271	03/30/2025
CD #7000078	4.0000%	-	2,500,000	-	-	2,500,000	-	2,500,000	252	06/30/2025
		<b>7,966,703</b>	<b>7,500,000</b>	<b>(5,337,255)</b>	<b>62,991</b>	<b>10,192,439</b>	<b>7,966,703</b>	<b>10,192,439</b>	<b>815</b>	
Total Certificates of Deposit		<b>15,948,063</b>	<b>15,000,000</b>	<b>(7,979,104)</b>	<b>134,044</b>	<b>23,103,003</b>	<b>15,948,063</b>	<b>23,103,003</b>	<b>1,548</b>	







Collin County, Texas  
 QUARTERLY INVESTMENT REPORT  
 Quarter Ending September 30, 2024

**NON-OPERATING  
 Investment Details**

NON-OPERATING GROUP	Security Name	Rating	Yield to Call	Yield to Maturity	Beginning Book Value	Increases	Decreases	Interest Earned	Amortization/ Accretion	Ending Book Value	Beginning Market Value	Unrealized Gain / (Loss)	Ending Market Value	Accrued Interest	Maturity / Call Date	Callable
			(YTC)	(YTM)	06/30/2024			QTD	09/30/2024	06/30/2024	Market Adj	09/30/2024				
CUSIP #349461BW2	TX-Forth Worth ISD	AAA		3.5262%	248,482	-	(3,000)	3,000	(809)	247,673	241,930	(694)	246,979	1,533	02/15/2027	N
CUSIP #232769JX8	TX-Cypress Fairbanks ISD	AAA		3.3060%	301,855	-	(3,625)	3,625	(1,130)	300,725	291,267	(2,692)	298,033	1,853	02/15/2027	N
CUSIP #9698878H4	TX-Williamson Cnty	AAA		4.6730%	515,109	-	(1,302)	1,302	4,757	519,866	511,760	8,742	528,608	666	02/15/2027	N
CUSIP#232769JX8 #2	TX-Cypress Fairbanks ISD	AAA		4.4028%	228,199	-	(2,813)	2,813	(305)	227,894	225,983	3,339	231,233	1,438	02/15/2027	N
CUSIP #487694UB5 #2	TX-Keller ISD	AAA		4.6203%	116,042	-	(1,438)	1,438	(99)	115,943	115,868	2,454	118,397	735	02/15/2027	N
CUSIP #876443RG9	TX-Tarrant Regl Wtr Dist	AAA		3.2502%	401,270	-	(1,971)	1,971	1,287	402,557	385,095	(5,273)	397,284	657	03/01/2027	N
CUSIP #88213AKG9	TX-Texas A&M University	Aaa		4.2800%	-	759,000	(4,115)	4,115	1,427	760,427	406,928	14,917	775,344	9,327	05/15/2027	Y
CUSIP #971697JL2	NC-City of Wilmington	AA+		4.5206%	252,571	-	(1,018)	1,018	1,922	254,493	249,309	3,086	257,579	1,357	06/01/2027	N
CUSIP #795574ZY1	UT-Salt Lake City	Aaa		4.8892%	873,768	-	(10,813)	10,813	(742)	873,026	874,082	21,401	894,427	12,735	06/15/2027	N
CUSIP #127145LH1	UT-Cache Cnty Sch Dist	Aaa		3.0000%	563,313	-	(4,463)	4,463	2,680	565,993	567,350	17,512	563,505	5,256	06/15/2027	N
CUSIP #112097G87	OK-City of Broken Arrow	Aa3		4.4030%	-	302,614	(1,307)	1,307	966	303,580	406,928	4,481	308,061	1,307	08/01/2027	N
CUSIP #67919PPV9	OK-Oklahoma Water Resource	AAA		4.2670%	233,319	-	(1,444)	1,444	1,112	234,431	229,602	3,151	237,582	2,889	04/01/2028	N
CUSIP #01170RQS4	AK-Alaska Housing Finance Co.	AA+		4.8510%	251,529	-	(3,032)	3,032	(98)	251,431	250,440	5,141	256,572	8,085	06/01/2028	N
CUSIP #928173DM2	VA-Virginia Public Bldg. Authority	Aa1		4.7790%	1,000,711	-	(12,000)	12,000	(44)	1,000,667	998,110	32,213	1,032,880	14,533	08/01/2028	N
CUSIP #010268CQ1	AL-Alabama Hwy Financial Auth.	Aa2		4.4670%	667,689	-	(3,238)	3,238	4,939	672,628	666,757	17,942	690,570	1,079	09/01/2028	Y
CUSIP #347622CY6	FL-City of FL Lauderdale	Aa1		4.4810%	657,923	-	(3,000)	3,000	5,115	663,038	656,482	19,829	682,867	3,000	01/01/2029	N
CUSIP #44236PLT3	TX-Houston Cmnty College	Aaa		4.4730%	404,371	-	(5,000)	5,000	(236)	404,135	406,928	13,793	417,928	2,556	02/15/2029	N
CUSIP #666495JA5	TX-Town of Northlake	AA		4.7000%	-	368,585	(4,667)	4,667	(899)	367,686	406,928	13,236	380,922	4,667	02/15/2029	N
CUSIP #1806054JW3	OK-Cleveland County ISD	Aa2		4.4270%	843,685	-	(9,031)	9,031	338	844,023	841,177	24,524	868,547	21,073	03/01/2029	N
CUSIP #415037BX7	MS-County of Harrison	AA		3.8800%	-	356,062	(251)	251	(23)	356,039	406,928	(2,956)	353,083	251	03/01/2029	N
CUSIP #088281P53	TX-County of Bexar	Aaa		4.0220%	-	521,255	(3,194)	3,194	(562)	520,693	406,928	6,147	526,840	7,361	06/15/2029	N
CUSIP #34157VAE1	FL-University of Florida	Aa2		4.1060%	-	519,550	(3,194)	3,194	(512)	519,038	406,928	3,722	522,760	6,250	07/01/2029	N
					32,030,079	2,827,066	(3,126,387)	261,387	(25,943)	31,966,202	33,585,656	(212,543)	31,753,659	246,158		
	<b>TOTAL NON-OPERATING INVESTMENTS</b>				<b>207,336,181</b>	<b>84,663,003</b>	<b>(74,835,691)</b>	<b>2,047,615</b>	<b>2,233</b>	<b>219,213,341</b>	<b>207,276,856</b>	<b>(890,646)</b>	<b>218,322,695</b>	<b>1,327,798</b>		



Collin County, Texas  
**QUARTERLY INVESTMENT REPORT**  
 Quarter Ending September 30, 2024

**NON-OPERATING**  
**Schedule of Investments by Fund**

Fund Number (MUNIS)	Fund Name	Book Value 09/30/2024	Interest Earned YTD	% of Total Invested
<b><u>General Funds</u></b>				
0001	General	144,930,006	5,180,036	66.3834%
0499	Permanent Improvements	9,542,483	350,090	4.3708%
		154,472,489	5,530,126	70.7542%
<b><u>Special Revenue Funds</u></b>				
1010	Road and Bridge	50,974,204	1,870,115	23.3481%
		50,974,204	1,870,115	23.3481%
<b><u>Grant Funds</u></b>				
2132	ARPA	11,089,544	406,847 ***	5.0794%
		11,089,544	406,847	5.0794%
<b><u>Debt Service Funds</u></b>				
3001	Debt Service Fund	1,786,330	65,536	0.8182%
		1,786,330	65,536	0.8182%
	SubTotal Non-Operating Investments	218,322,567	7,872,624	100.0000%
<b><u>Market Adjustment *</u></b>				
	Federal Agency Bonds	(678,103)		
	Municipal Bonds	(212,543)		
		(890,646)		
<i>Market Adjustments are calculated using Market Values as shown on ANB Statements</i>				
<b>Total Book Value as of 09/30/2024</b>		<b>219,213,213</b>		
<b><u>Fiduciary-Agency-Custodial Funds</u></b>				
7031	County Clerk - Trust	3,792,441		
7036	District Clerk - Trust	2,504,400		
7080	Tax Assessor/Collector	4,566,827		
		10,863,668		
	Total Consolidated Book Value (Excluding Market Adjustment)	230,076,881		

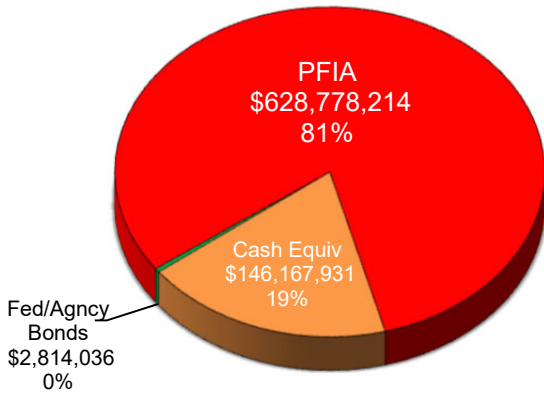
**Notes**

\*\*\* Interest is re-allocated to deferred revenue

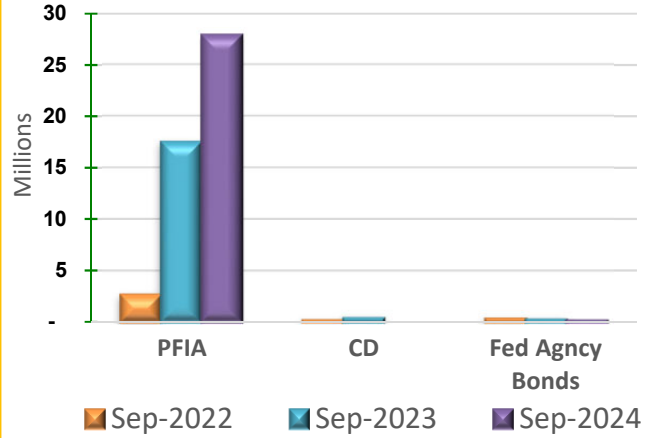


**CAPITAL PROJECTS GROUP**

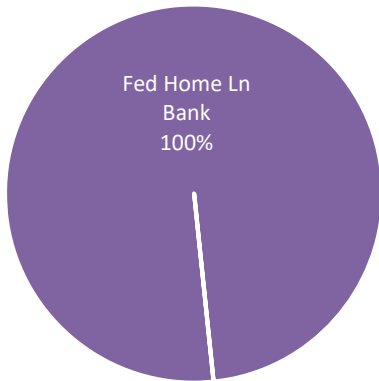
**Capital Projects Investments by SecurityType**




**Capital Projects YTD Interest Earnings**



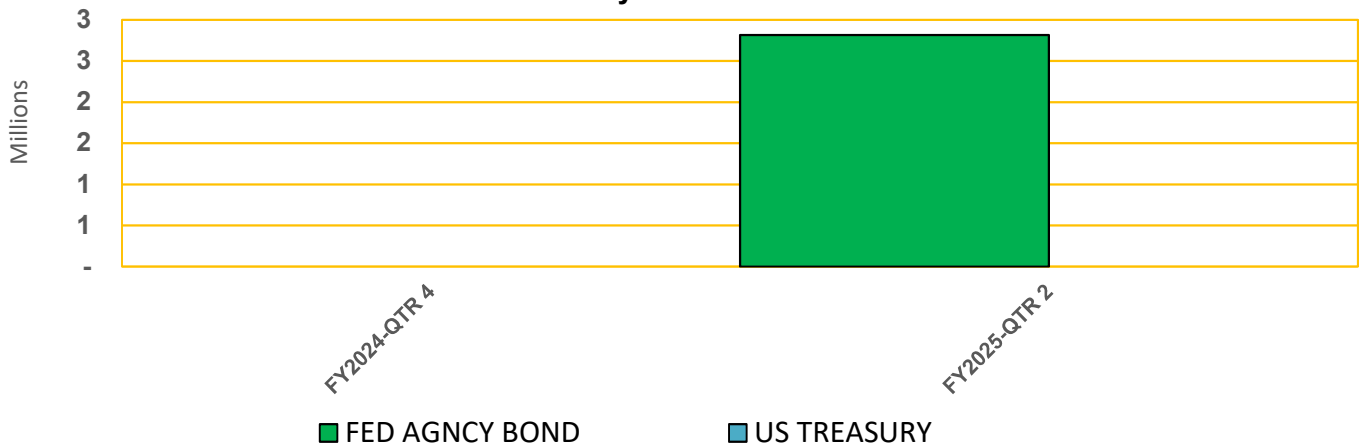
**Federal Agency Bonds Breakdown by Issuer**



**Federal Agency Bonds Breakdown by Type**



**Capital Projects Certificates of Deposit, Federal Agencies & US Treasuries Maturity Distribution Schedule**





Collin County, Texas  
 QUARTERLY INVESTMENT REPORT  
 Quarter Ending September 30, 2024

**CAPITAL PROJECTS**  
**Investment Details**

CAPITAL PROJECTS GROUP		Security Name	Rating	Yield to Call (YTC)	Yield to Maturity (YTM)	Beginning Book Value 06/30/2024	Increases	Decreases	Interest Earned QTD	Amortization/ Accretion	Ending Book Value 09/30/2024	Beginning Market Value 06/30/2024	Unrealized Gain / (Loss) Market Adj	Ending Market Value 09/30/2024	Accrued Interest	Maturity / Call Date	Callable
<b>PFIA Investment Pools</b>																	
						3,827,846	6,209,000	-	124,563	-	10,161,409	3,827,846	-	10,161,409	-	N/A	N/A
						4,908,628	906,000	-	67,588	-	5,882,216	4,908,628	-	5,882,216	-	N/A	N/A
						122,463,164	214,235,500	(40,936,500)	3,612,196	-	299,374,360	122,463,164	-	299,374,360	-	N/A	N/A
						232,890,862	-	(2,607,000)	3,114,709	-	233,398,571	232,890,862	-	233,398,571	-	N/A	N/A
						41,078,458	-	-	544,984	-	41,623,442	41,078,458	-	41,623,442	-	N/A	N/A
						37,835,983	-	-	502,233	-	38,338,216	37,835,983	-	38,338,216	-	N/A	N/A
						443,004,941	221,350,500	(43,543,500)	7,966,273	-	628,778,214	443,004,941	-	628,778,214	-		
<b>Cash Equivalent Investments</b>																	
						42,925,319	40,136,609	-	621,168	-	83,683,096	42,925,319	-	83,683,096	323,928	N/A	N/A
						61,642,058.00	-	-	842,777	-	62,484,835	61,642,058.00	-	62,484,835	-	N/A	N/A
						104,567,377	40,136,609	-	1,463,945	-	146,167,931	104,567,377	-	146,167,931	323,928		
<b>Federal/Agency Bonds</b>																	
						5,000,383	-	(5,001,375)	1,375	(383)	-	4,984,683	-	-	-	07/23/2024	N
						5,007,498	-	(5,009,166)	9,167	(7,499)	-	4,975,403	-	-	-	08/15/2024	N
						5,000,000	-	(5,002,518)	2,518	-	-	4,964,741	-	-	-	08/20/2024	N
						5,000,000	-	(5,003,132)	3,132	-	-	4,959,572	-	-	-	08/26/2024	Y
						10,000,000	-	(10,006,569)	6,569	-	-	9,919,442	-	-	-	08/26/2024	Y
						2,850,000	-	(6,581)	6,581	-	2,850,000	2,775,511	(35,964)	2,814,036	2,771	02/26/2025	Y
						32,857,881	-	(30,029,341)	29,342	(7,882)	2,850,000	32,579,352	(35,964)	2,814,036	2,771		
<b>Unites States Treasuries</b>																	
						5,000,121	-	(5,000,720)	721	(122)	-	4,990,454	-	-	-	07/15/2024	N
						5,007,671	-	(5,010,361)	10,360	(7,670)	-	4,965,039	-	-	-	08/31/2024	N
						10,007,792	-	(10,011,081)	11,081	(7,792)	-	9,955,493	-	-	-		
						42,865,673	-	(40,040,422)	40,423	(15,674)	2,850,000	42,534,845	(35,964)	2,814,036	2,771		
						590,437,991	261,487,109	(83,583,922)	9,470,641	(15,674)	777,796,145	590,107,163	(35,964)	777,760,181	326,699		
<b>TOTAL CAPITAL PROJECTS INVESTMENTS</b>																	



Collin County, Texas  
**QUARTERLY INVESTMENT REPORT**  
 Quarter Ending September 30, 2024

**CAPITAL PROJECTS**

Fund Number (MUNIS)	Fund Name	Book Value 09/30/2024	Interest Earned YTD	% of Total Invested
<b><u>Capital Project Funds</u></b>				
<b><u>Permanent Improvement Bonds</u></b>				
4002	Ltd Tax Perm Imp 2000	23	1	0.0000%
4003	Lmtd Tax P/I Series '01	91,671	4,533	0.0118%
4004	Ltd Tax Perm Imp 2002	226,753	14,429	0.0292%
4005	Ltd Tax Perm Imp 2004	7,918	411	0.0010%
4006	Lmtd Tax Perm Imp 2005	15,524	847	0.0020%
4007	Lmtd Tax Perm Imp Bds '06	11,528	570	0.0015%
4008	Ltd Tax Perm Imp 2007	12	1	0.0000%
4009	Ltd TX PI 2008 07Proj	18,170	898	0.0023%
4010	LTD TAX PI 2008 03PROJ	28	1	0.0000%
4011	Ltd Tax PI Bds 2009	462,422	30,184	0.0595%
4012	Ltd TX PI BAB Bds 2009B	248,950	14,116	0.0320%
4013	Ltd Tax PI Bds 2011	25,467	1,259	0.0033%
4014	Ltd Tax Perm Imp 2012	117,066	5,918	0.0151%
4015	Ltd Tax Perm Imp 2013	129,535	7,178	0.0167%
4016	Ltd Tax P/I 2014	502,171	26,644	0.0646%
4017	Ltd Tax P/I 2015	345,012	18,361	0.0444%
4018	Ltd Tax P/I 2016	207,677	10,269	0.0267%
4019	LT 2019A	167,578	8,286	0.0215%
4020	LT 2019B	8,306,224 *	622,295	1.0680%
4021	LT 2020A	91,922,411 *	4,474,496	11.8189%
4022	LT 2020B	9,805,065	791,142	1.2607%
4023	LT 2020C	38,288	3,877	0.0049%
4024	LT 2021A	44,192,182 *	2,599,895	5.6820%
4025	LT 2021B	46,951,431	2,345,894	6.0367%
4026	LT 2021C	643,770	55,348	0.0828%
4027	LT 2022A	4,141,086	1,415,020	0.5324%
4028	LT 2022B	16,139,622	890,196	2.0751%
4029	LT 2022C	1,087,667	70,430	0.1398%
4030	LT 2023A	275,655,266 *	13,733,116	35.4422%
4031	LT 2023C	1,735,002	92,190	0.2231%
4032	LT PI 2023A	133,365,763	1,714,763	17.1474%
4033	LT PI 2023B	2,875,243	7,243	0.3697%
4034	LT PI 2023C	8,070,330	20,330	1.0376%
4035	LT PI 2023D	6,507,393	16,393	0.8367%
4036	LT PI 2023E	50,445,079	127,079	6.4859%
		704,459,327	29,123,613	90.5755%
<b><u>Road Bonds</u></b>				
4201	Unlmtd Tax Rd Bonds 2004	367,383	19,554	0.0472%
4202	Unlmtd Tax Road Bond 2005	24,373	1,205	0.0031%
4203	Unlmtd Tax Road Bds '06	10	1	0.0000%
4204	Unltd Tax Rd Bds 2007	951,666	49,221	0.1224%
4205	Unltd Tx Rd Bds 08 03Proj	190,720	14,840	0.0245%
4206	Unltd Rd Bds 2008 07Proj	507,015	25,070	0.0652%
4207	Unltd Tax Road Bds 2009	137,847	6,976	0.0177%
4208	UNLTD TX RD BAB 2009B	216	12	0.0000%
4209	Unltd Tax Rd Bds 2011	758,573	46,306	0.0975%
4210	UNLTD TAX ROAD BD 2012	1,532,888	86,956	0.1971%
4211	Unlmtd Tax Road Bond 2013	2,864,256	143,495	0.3683%
4212	Unltd Tax Road Bd 2014	13,288,238	657,062	1.7085%
4213	Unltd Tax Road Bd 2015	21,071,617	1,103,424	2.7093%
4214	UnLtd Tax Road Bd 2016	3,974,103	251,568	0.5110%
4215	UT 2019A	16,518,949 *	1,420,667	2.1239%
4216	UT 2019B	620,571	37,014	0.0798%
4281	Unlimited Road Bond 99	1,823,301	90,157	0.2344%
4282	Unlimited Road Bond 99A	6,525	323	0.0008%
4283	Unlimited Road Bond 00/01	258,832	12,798	0.0333%
4284	Unlimited Road Bond 95/97	172,815	8,333	0.0222%
		65,069,898	3,974,982	8.3662%



Collin County, Texas  
**QUARTERLY INVESTMENT REPORT**  
 Quarter Ending September 30, 2024

**CAPITAL PROJECTS**

Fund Number (MUNIS)	Fund Name	Book Value 09/30/2024	Interest Earned YTD	% of Total Invested
<b><u>Tax Notes</u></b>				
4401	Tax Notes 2006	1,671,583 *	85,511	0.2149%
4402	Capital Improvement TN 01	568,407	29,731	0.0731%
4403	Capital Imp T/N 01A	109,438	10,210	0.0141%
4404	Tax Notes Series 2002	1,296,036	64,085	0.1666%
4405	Tax Notes Series 2004	1,435,429	89,607	0.1846%
4406	Tax Notes 2018	3,150,064	164,684	0.4050%
		8,230,957	443,828	1.0583%
	SubTotal Capital Projects Investments	777,760,182	33,542,423	100.0000%

**Market Adjustment \***  
 Federal Agency Bonds (35,964)

*Market Adjustments are calculated using Market Values as shown on ANB Statements*

Total Book Value as of 09/30/24	777,796,145	33,542,423
---------------------------------	-------------	------------