

COLLIN COUNTY, TEXAS

Balance Sheet

Health Care Foundation Special Revenue Fund

July 31, 2016

(Unaudited)

(Interim report numbers are subject to change)

Assets:

Current assets:

Cash	\$	112,364
Investments		5,097,276
Receivables:		
Interest		<u>4,583</u>
Total current assets		<u>5,214,223</u>

Capital assets (net of accumulated depreciation):

Land		479,512
Buildings and systems		1,362,239
Machinery and equipment		<u>9,926</u>
Total capital assets		<u>1,851,677</u>
Total assets		<u><u>7,065,900</u></u>

Liabilities:

Lease deposits payable		<u>22,168</u>
Total liabilities		<u>22,168</u>

Fund Balances:

Restricted		<u>7,043,732</u>
Total fund balances		<u>7,043,732</u>
Total liabilities and fund balances	\$	<u><u>7,065,900</u></u>

COLLIN COUNTY, TEXAS
Schedule of Revenues, Expenditures, and
Changes in Fund Balance – Budget and Actual
Health Care Foundation Special Revenue Fund
For the Ten Months Ended July 31, 2016
(Unaudited)
(Interim report numbers are subject to change)

	<u>Budget</u>		<u>Actual</u>	Variance with Revised Budget positive (negative)
	<u>Original</u>	<u>Revised</u>		<u>(negative)</u>
Revenues:				
Federal and state funds	\$ 35,000	\$ 35,000	\$ 151,227	\$ 116,227
Fees and charges for services	149,500	149,500	97,289	(52,211)
Rental revenues	1,065,890	1,065,890	907,542	(158,348)
Interest	60,000	60,000	16,662	(43,338)
Miscellaneous	<u>15,000</u>	<u>15,000</u>	<u>16,432</u>	<u>1,432</u>
Total revenues	<u>1,325,390</u>	<u>1,325,390</u>	<u>1,189,152</u>	<u>(136,238)</u>
Expenditures:				
Current:				
Health and Welfare:				
Salaries and benefits	1,816,005	1,816,005	1,293,617	522,388
Training and travel	32,200	32,200	21,852	10,348
Maintenance and operating	<u>1,867,617</u>	<u>2,577,182</u>	<u>1,169,898</u>	<u>1,407,284</u>
Total health and welfare	<u>3,715,822</u>	<u>4,425,387</u>	<u>2,485,367</u>	<u>1,940,020</u>
Public Facilities:				
Maintenance and operating	<u>183,509</u>	<u>183,509</u>	<u>51,480</u>	<u>132,029</u>
Total public facilities	<u>183,509</u>	<u>183,509</u>	<u>51,480</u>	<u>132,029</u>
Capital Outlay:				
Health and Welfare	<u>117,600</u>	<u>117,600</u>	<u>-</u>	<u>117,600</u>
Total Capital Outlay	<u>117,600</u>	<u>117,600</u>	<u>-</u>	<u>117,600</u>
Total expenditures	<u>4,016,931</u>	<u>4,726,496</u>	<u>2,536,847</u>	<u>2,189,649</u>
Net change in fund balance	(2,691,541)	(3,401,106)	(1,347,695)	<u>\$ 2,053,411</u>
Fund balance – beginning	<u>8,391,427</u>	<u>8,391,427</u>	<u>8,391,427</u>	
Fund balance – ending	<u>\$ 5,699,886</u>	<u>\$ 4,990,321</u>	<u>\$ 7,043,732</u>	

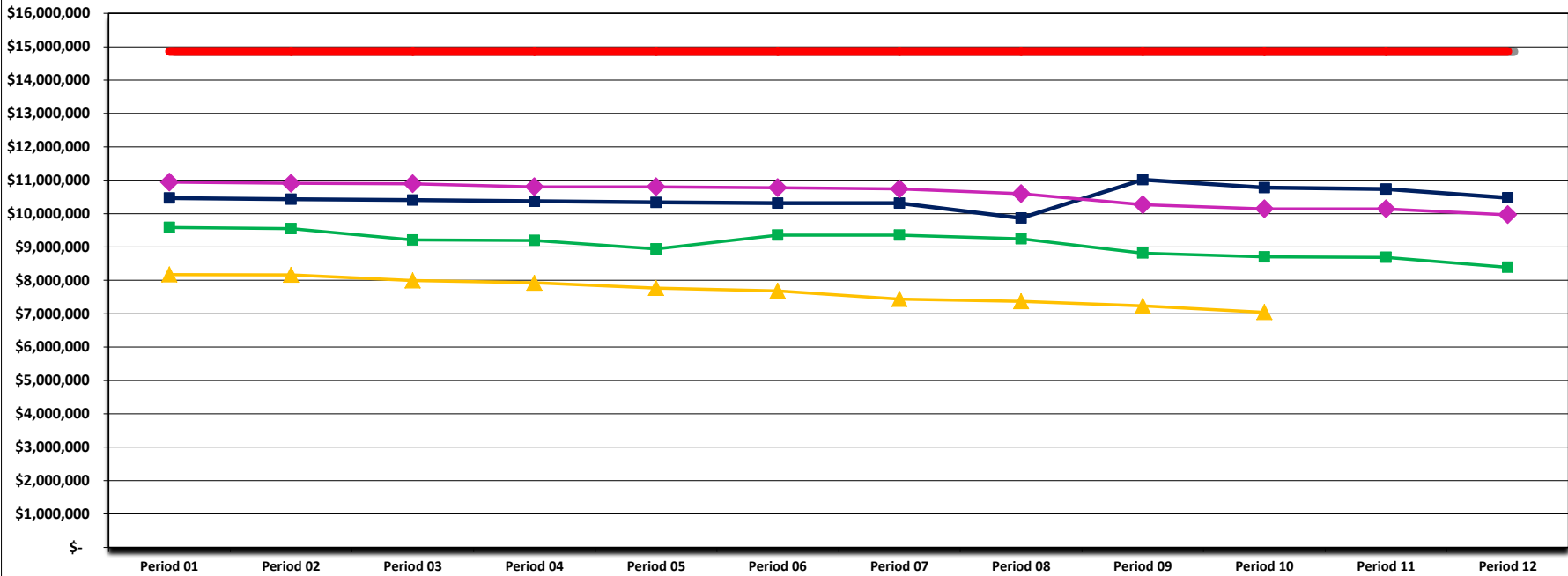

COLLIN COUNTY, TEXAS
Schedule of Revenues, Expenditures, and
Changes in Fund Balance
Health Care Foundation Special Revenue Fund
Fiscal Year 2016
For the Ten Months Ended July 31, 2016
(Unaudited)
(Interim report numbers are subject to change)

	Oct-15	Nov-15	Dec-15	Jan-16	Feb-16	Mar-16	Apr-16	May-16	Jun-16	Jul-16	FY2016 Cumulative Total
Revenues:											
Federal and state funds	\$ -	\$ -	\$ -	\$ -	\$ 100,590	\$ 235	\$ 50,402	\$ -	\$ -	\$ -	\$ 151,227
Fees and charges for services	11,431	7,624	9,188	10,001	9,766	11,052	8,949	8,697	9,265	11,316	97,289
Rental revenues	91,924	89,492	91,189	89,633	90,259	90,884	91,509	90,884	90,884	90,884	907,542
Interest	(12,807)	3,245	3,393	3,434	3,541	3,456	4,147	4,131	4,106	16	16,662
Miscellaneous	2,006	-	3,171	38	3,434	1,561	-	3,163	1,523	1,536	16,432
Total revenues	92,554	100,361	106,941	103,106	207,590	107,188	155,007	106,875	105,778	103,752	1,189,152
Expenditures:											
Current:											
Health and Welfare:											
Salaries and benefits	89,628	93,814	106,112	104,388	111,778	123,427	165,280	142,820	178,701	177,669	1,293,617
Training and travel	75	1,055	2,610	1,404	1,895	1,809	8,591	2,665	1,181	567	21,852
Maintenance and operating	218,786	11,849	165,936	59,921	243,720	61,739	222,562	19,584	61,177	104,624	1,169,898
Total health and welfare	308,489	106,718	274,658	165,713	357,393	186,975	396,433	165,069	241,059	282,860	2,485,367
Public Facilities:											
Maintenance and operating	1,806	3,454	4,316	4,795	5,365	6,061	4,210	8,964	4,451	8,058	51,480
Total public facilities	1,806	3,454	4,316	4,795	5,365	6,061	4,210	8,964	4,451	8,058	51,480
Capital Outlay:											
Health and Welfare	-	-	-	-	-	-	-	-	-	-	-
Total Capital Outlay	-	-	-	-	-	-	-	-	-	-	-
Total expenditures	310,295	110,172	278,974	170,508	362,758	193,036	400,643	174,033	245,510	290,918	2,536,847
Excess (deficiency) of revenues over (under) expenditures	(217,741)	(9,811)	(172,033)	(67,402)	(155,168)	(85,848)	(245,636)	(67,158)	(139,732)	(187,166)	(1,347,695)
Fund balance – beginning	8,391,427	8,173,686	8,163,875	7,991,842	7,924,440	7,769,272	7,683,424	7,437,788	7,370,630	7,230,898	8,391,427
Fund balance – ending	\$ 8,173,686	\$ 8,163,875	\$ 7,991,842	\$ 7,924,440	\$ 7,769,272	\$ 7,683,424	\$ 7,437,788	\$ 7,370,630	\$ 7,230,898	\$ 7,043,732	\$ 7,043,732

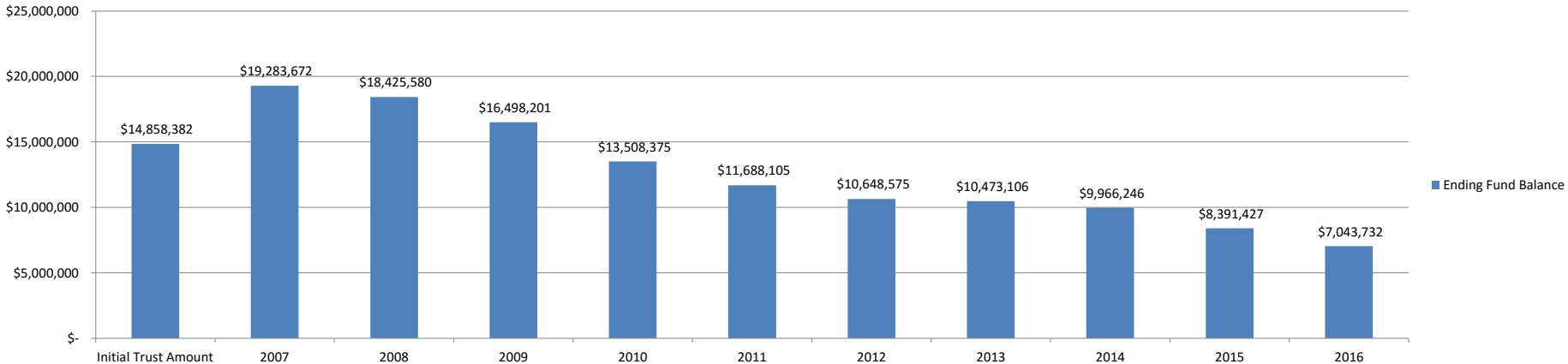
COLLIN COUNTY, TEXAS
Comparison of Revenues and Expenditures
Health Care Foundation Special Revenue Fund
For the Month of July
(Unaudited)
(Interim report numbers are subject to change)

	<u>Jul-16</u>	<u>Jul-15</u>	<u>Jul-14</u>	<u>Jul-13</u>	<u>Jul-12</u>
Revenues:					
Fees and charges for services	\$ 11,316	\$ 12,434	\$ 24,013	\$ 28,122	\$ 33,265
Rental revenues	90,884	89,313	90,564	88,580	89,999
Interest	16	5,605	98	68,541	3,495
Miscellaneous	<u>1,536</u>	<u>1,456</u>	<u>1,765</u>	<u>4,434</u>	<u>2,056</u>
Total revenues	<u>103,752</u>	<u>108,808</u>	<u>116,440</u>	<u>189,677</u>	<u>128,815</u>
Expenditures:					
Current:					
Health and Welfare:					
Salaries and benefits	177,669	144,882	152,476	144,820	99,421
Training and travel	567	468	1,317	256	2,752
Maintenance and operating	<u>104,624</u>	<u>68,406</u>	<u>79,066</u>	<u>265,733</u>	<u>58,412</u>
Total health and welfare	<u>282,860</u>	<u>213,756</u>	<u>232,859</u>	<u>410,809</u>	<u>160,585</u>
Public Facilities:					
Maintenance and operating	<u>8,058</u>	<u>9,115</u>	<u>5,791</u>	<u>15,379</u>	<u>13,789</u>
Total public facilities	<u>8,058</u>	<u>9,115</u>	<u>5,791</u>	<u>15,379</u>	<u>13,789</u>
Total expenditures	<u>\$ 290,918</u>	<u>\$ 222,871</u>	<u>\$ 238,650</u>	<u>\$ 426,188</u>	<u>\$ 174,374</u>

Healthcare Foundation Special Revenue Fund Fund Balance at End of Period (includes capital assets)



Fund Balance at Fiscal Year End (includes capital assets)



**Healthcare Foundation Special Revenue Fund
Fund Balance at Fiscal Year End
(Capital Asset not Included)**

