

COLLIN COUNTY, TEXAS

Balance Sheet

Health Care Foundation Special Revenue Fund

August 31, 2016

(Unaudited)

(Interim report numbers are subject to change)

Assets:

Current assets:

| | | |
|----------------------|----|------------------|
| Cash | \$ | 56,064 |
| Investments | | 5,100,910 |
| Receivables: | | |
| Interest | | <u>9,167</u> |
| Total current assets | | <u>5,166,141</u> |

Capital assets (net of accumulated depreciation):

| | | |
|-------------------------|--|-------------------------|
| Land | | 479,512 |
| Buildings and systems | | 1,362,239 |
| Machinery and equipment | | <u>9,926</u> |
| Total capital assets | | <u>1,851,677</u> |
| Total assets | | <u><u>7,017,818</u></u> |

Liabilities:

| | | |
|------------------------|--|---------------|
| Lease deposits payable | | <u>22,168</u> |
| Total liabilities | | <u>22,168</u> |

Fund Balances:

| | | |
|-------------------------------------|----|-------------------------|
| Restricted | | <u>6,995,650</u> |
| Total fund balances | | <u>6,995,650</u> |
| Total liabilities and fund balances | \$ | <u><u>7,017,818</u></u> |

COLLIN COUNTY, TEXAS
Schedule of Revenues, Expenditures, and
Changes in Fund Balance – Budget and Actual
Health Care Foundation Special Revenue Fund
For the Eleven Months Ended August 31, 2016
(Unaudited)

(Interim report numbers are subject to change)

| | <u>Budget</u> | | <u>Actual</u> | Variance with Revised Budget positive (negative) |
|-------------------------------|---------------------|---------------------|---------------------|---|
| | <u>Original</u> | <u>Revised</u> | | <u>(negative)</u> |
| Revenues: | | | | |
| Federal and state funds | \$ 35,000 | \$ 35,000 | \$ 252,564 | \$ 217,564 |
| Fees and charges for services | 149,500 | 149,500 | 122,633 | (26,867) |
| Rental revenues | 1,065,890 | 1,065,890 | 998,426 | (67,464) |
| Interest | 60,000 | 60,000 | 24,880 | (35,120) |
| Miscellaneous | <u>15,000</u> | <u>15,000</u> | <u>17,868</u> | <u>2,868</u> |
| Total revenues | <u>1,325,390</u> | <u>1,325,390</u> | <u>1,416,371</u> | <u>90,981</u> |
| Expenditures: | | | | |
| Current: | | | | |
| Health and Welfare: | | | | |
| Salaries and benefits | 1,816,005 | 1,816,005 | 1,476,905 | 339,100 |
| Training and travel | 32,200 | 32,200 | 23,501 | 8,699 |
| Maintenance and operating | <u>1,867,617</u> | <u>2,577,182</u> | <u>1,251,031</u> | <u>1,326,151</u> |
| Total health and welfare | <u>3,715,822</u> | <u>4,425,387</u> | <u>2,751,437</u> | <u>1,673,950</u> |
| Public Facilities: | | | | |
| Maintenance and operating | <u>183,509</u> | <u>183,509</u> | <u>60,711</u> | <u>122,798</u> |
| Total public facilities | <u>183,509</u> | <u>183,509</u> | <u>60,711</u> | <u>122,798</u> |
| Capital Outlay: | | | | |
| Health and Welfare | <u>117,600</u> | <u>117,600</u> | <u>-</u> | <u>117,600</u> |
| Total Capital Outlay | <u>117,600</u> | <u>117,600</u> | <u>-</u> | <u>117,600</u> |
| Total expenditures | <u>4,016,931</u> | <u>4,726,496</u> | <u>2,812,148</u> | <u>1,914,348</u> |
| Net change in fund balance | (2,691,541) | (3,401,106) | (1,395,777) | <u>\$ 2,005,329</u> |
| Fund balance – beginning | <u>8,391,427</u> | <u>8,391,427</u> | <u>8,391,427</u> | |
| Fund balance – ending | <u>\$ 5,699,886</u> | <u>\$ 4,990,321</u> | <u>\$ 6,995,650</u> | |

COLLIN COUNTY, TEXAS
Schedule of Revenues, Expenditures, and
Changes in Fund Balance
Health Care Foundation Special Revenue Fund
Fiscal Year 2016
For the Eleven Months Ended August 31, 2016
(Unaudited)
(Interim report numbers are subject to change)

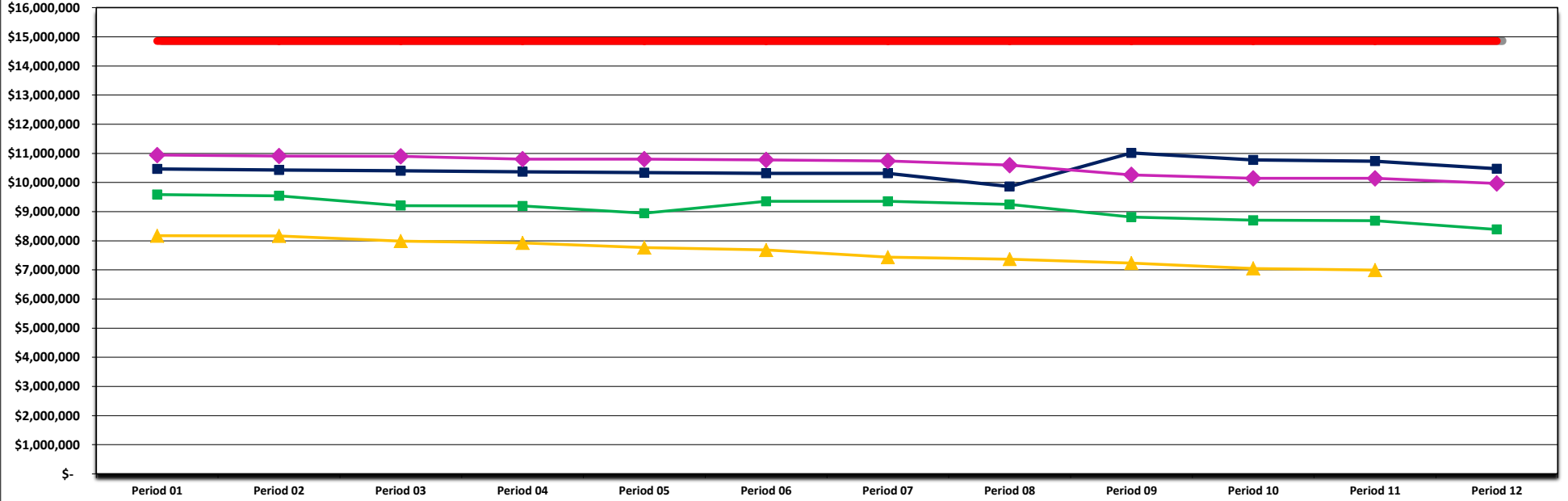
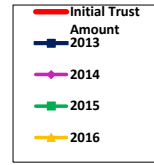
| | Oct-15 | Nov-15 | Dec-15 | Jan-16 | Feb-16 | Mar-16 | Apr-16 | May-16 | Jun-16 | Jul-16 | Aug-16 | FY2016 Cumulative Total |
|--|----------------|----------------|----------------|----------------|----------------|----------------|----------------|----------------|----------------|----------------|----------------|--|
| Revenues: | | | | | | | | | | | | |
| Federal and state funds | \$ - | \$ - | \$ - | \$ - | \$ 100,590 | \$ 235 | \$ 50,402 | \$ - | \$ - | \$ - | \$ 101,337 | \$ 252,564 |
| Fees and charges for services | 11,431 | 7,624 | 9,188 | 10,001 | 9,766 | 11,052 | 8,949 | 8,697 | 9,265 | 11,316 | 25,344 | 122,633 |
| Rental revenues | 91,924 | 89,492 | 91,189 | 89,633 | 90,259 | 90,884 | 91,509 | 90,884 | 90,884 | 90,884 | 90,884 | 998,426 |
| Interest | (12,807) | 3,245 | 3,393 | 3,434 | 3,541 | 3,456 | 4,147 | 4,131 | 4,106 | 4,137 | 4,097 | 24,880 |
| Miscellaneous | 2,006 | - | 3,171 | 38 | 3,434 | 1,561 | - | 3,163 | 1,523 | 1,537 | 1,435 | 17,868 |
| Total revenues | 92,554 | 100,361 | 106,941 | 103,106 | 207,590 | 107,188 | 155,007 | 106,875 | 105,778 | 107,874 | 223,097 | 1,416,371 |
| Expenditures: | | | | | | | | | | | | |
| Current: | | | | | | | | | | | | |
| Health and Welfare: | | | | | | | | | | | | |
| Salaries and benefits | 89,628 | 93,814 | 106,112 | 104,388 | 111,778 | 123,427 | 165,280 | 142,820 | 174,439 | 177,619 | 187,600 | 1,476,905 |
| Training and travel | 75 | 1,055 | 2,610 | 1,404 | 1,895 | 1,809 | 8,591 | 2,665 | 1,181 | 568 | 1,648 | 23,501 |
| Maintenance and operating | 218,786 | 11,849 | 165,936 | 59,921 | 243,720 | 61,739 | 222,562 | 19,584 | 61,177 | 104,625 | 81,132 | 1,251,031 |
| Total health and welfare | 308,489 | 106,718 | 274,658 | 165,713 | 357,393 | 186,975 | 396,433 | 165,069 | 236,797 | 282,812 | 270,380 | 2,751,437 |
| Public Facilities: | | | | | | | | | | | | |
| Maintenance and operating | 1,806 | 3,454 | 4,316 | 4,795 | 5,365 | 6,061 | 4,210 | 8,964 | 4,451 | 8,056 | 9,233 | 60,711 |
| Total public facilities | 1,806 | 3,454 | 4,316 | 4,795 | 5,365 | 6,061 | 4,210 | 8,964 | 4,451 | 8,056 | 9,233 | 60,711 |
| Total expenditures | 310,295 | 110,172 | 278,974 | 170,508 | 362,758 | 193,036 | 400,643 | 174,033 | 241,248 | 290,868 | 279,613 | 2,812,148 |
| Excess (deficiency) of revenues over (under) expenditures | (217,741) | (9,811) | (172,033) | (67,402) | (155,168) | (85,848) | (245,636) | (67,158) | (135,470) | (182,994) | (56,516) | (1,395,777) |
| Fund balance – beginning | 8,391,427 | 8,173,686 | 8,163,875 | 7,991,842 | 7,924,440 | 7,769,272 | 7,683,424 | 7,437,788 | 7,370,630 | 7,235,160 | 7,052,166 | 8,391,427 |
| Fund balance – ending | \$ 8,173,686 | \$ 8,163,875 | \$ 7,991,842 | \$ 7,924,440 | \$ 7,769,272 | \$ 7,683,424 | \$ 7,437,788 | \$ 7,370,630 | \$ 7,235,160 | \$ 7,052,166 | \$ 6,995,650 | \$ 6,995,650 |

COLLIN COUNTY, TEXAS
Comparison of Revenues and Expenditures
Health Care Foundation Special Revenue Fund
For the Month of August
(Unaudited)
(Interim report numbers are subject to change)

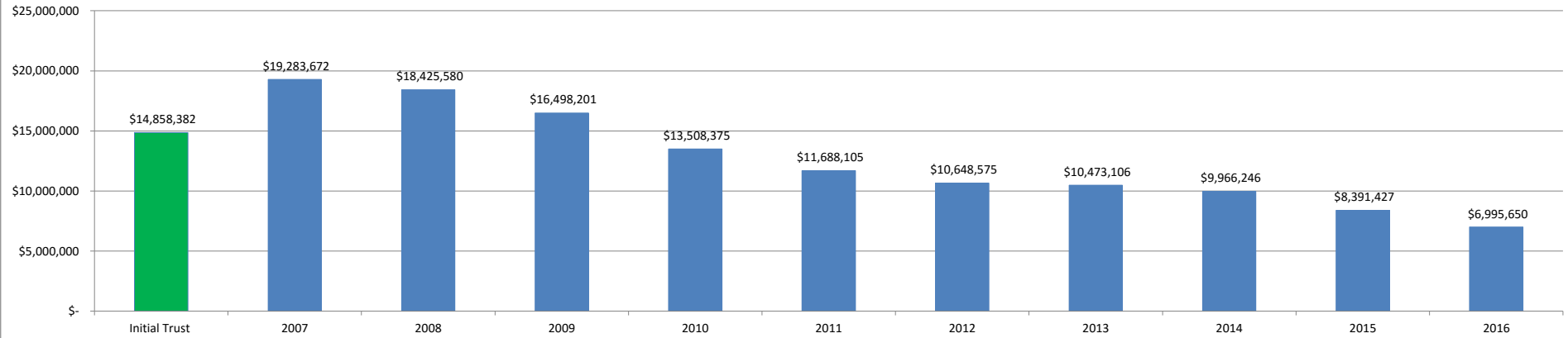
| | <u>Aug-16</u> | <u>Aug-15</u> | <u>Aug-14</u> | <u>Aug-13</u> | <u>Aug-12</u> |
|-------------------------------|-------------------|-------------------|-------------------|-------------------|-------------------|
| Revenues: | | | | | |
| Federal and state funds | \$ 101,337 | \$ 110,805 | \$ - | \$ - | \$ - |
| Fees and charges for services | 25,344 | 29,627 | 43,597 | 41,381 | 53,983 |
| Rental revenues | 90,884 | 89,871 | 92,826 | 87,375 | 95,311 |
| Interest | 4,097 | 5,714 | 18,874 | 1,107 | (7,209) |
| Miscellaneous | 1,435 | 1,693 | - | 20 | 3,706 |
| Total revenues | <u>223,097</u> | <u>237,710</u> | <u>155,297</u> | <u>129,883</u> | <u>145,791</u> |
| Expenditures: | | | | | |
| Current: | | | | | |
| Health and Welfare: | | | | | |
| Salaries and benefits | 187,600 | 163,669 | 139,657 | 133,588 | 124,939 |
| Training and travel | 1,648 | 193 | 354 | 1,397 | (157) |
| Maintenance and operating | 81,132 | 79,112 | 11,034 | 28,653 | 42,192 |
| Total health and welfare | <u>270,380</u> | <u>242,974</u> | <u>151,045</u> | <u>163,638</u> | <u>166,974</u> |
| Public Facilities: | | | | | |
| Maintenance and operating | 9,233 | 7,665 | 5,012 | 8,928 | 11,519 |
| Total public facilities | <u>9,233</u> | <u>7,665</u> | <u>5,012</u> | <u>8,928</u> | <u>11,519</u> |
| Total expenditures | <u>\$ 279,613</u> | <u>\$ 250,639</u> | <u>\$ 156,057</u> | <u>\$ 172,566</u> | <u>\$ 178,493</u> |

Healthcare Foundation Special Revenue Fund

Fund Balance at End of Period (Includes Capital Assets)



Fund Balance at Fiscal Year End (Includes Capital Assets)



Healthcare Foundation Special Revenue Fund Fund Balance at Fiscal Year End (Capital Assets not Included)

