

**COLLIN COUNTY, TEXAS**

Balance Sheet

Health Care Foundation Special Revenue Fund

October 31, 2016

(Unaudited)

(Interim report numbers are subject to change)

Assets:

Current assets:

Cash	\$	817,681
Investments		4,358,783
Receivables:		
Interest		<u>13,750</u>
Total current assets		<u>5,190,214</u>

Capital assets (net of accumulated depreciation):

Land		479,512
Buildings and systems		1,158,739
Machinery and equipment		<u>77,653</u>
Total capital assets		<u>1,715,904</u>
Total assets		<u><u>6,906,118</u></u>

Liabilities:

Accounts payable		52,999
Lease deposits payable		<u>22,168</u>
Total liabilities		<u>75,167</u>

Fund Balances:

Restricted		<u>6,830,951</u>
Total fund balances		<u>6,830,951</u>
Total liabilities and fund balances	\$	<u><u>6,906,118</u></u>

**COLLIN COUNTY, TEXAS**

Schedule of Revenues, Expenditures, and  
Changes in Fund Balance – Budget and Actual  
Health Care Foundation Special Revenue Fund  
For the One Month Ended October 31, 2016  
(Unaudited)

(Interim report numbers are subject to change)

	Budget		Actual	Variance with Revised Budget positive (negative)
	Original	Revised	Actual	(negative)
Revenues:				
Federal and state funds	\$ 40,000	\$ 40,000	\$ -	\$ (40,000)
Fees and charges for services	106,500	106,500	13,038	(93,462)
Rental revenues	1,086,275	1,086,275	90,884	(995,391)
Interest	80,000	80,000	(2,128)	(82,128)
Miscellaneous	15,000	15,000	1,625	(13,375)
Total revenues	<u>1,327,775</u>	<u>1,327,775</u>	<u>103,419</u>	<u>(1,224,356)</u>
Expenditures:				
Current:				
Health and Welfare:				
Salaries and benefits	2,208,899	2,208,899	96,741	2,112,158
Training and travel	46,000	46,000	-	46,000
Maintenance and operating	1,852,564	2,133,010	10,309	2,122,701
Total health and welfare	<u>4,107,463</u>	<u>4,387,909</u>	<u>107,050</u>	<u>4,280,859</u>
Public Facilities:				
Maintenance and operating	183,509	184,975	697	184,278
Total public facilities	<u>183,509</u>	<u>184,975</u>	<u>697</u>	<u>184,278</u>
Capital Outlay:				
Health and Welfare	-	35,749	-	35,749
Total Capital Outlay	<u>-</u>	<u>35,749</u>	<u>-</u>	<u>35,749</u>
Total expenditures	<u>4,290,972</u>	<u>4,608,633</u>	<u>107,747</u>	<u>4,500,886</u>
Excess (deficiency) of revenues over (under) expenditures	<u>(2,963,197)</u>	<u>(3,280,858)</u>	<u>(4,328)</u>	<u>3,276,530</u>
Other financing sources (uses):				
Transfers in	500,000	500,000	500,000	-
Total other financing sources (uses)	<u>500,000</u>	<u>500,000</u>	<u>500,000</u>	<u>-</u>
Net change in fund balance	(2,463,197)	(2,780,858)	495,672	<u>\$ 3,276,530</u>
Fund balance – beginning	<u>6,335,279</u>	<u>6,335,279</u>	<u>6,335,279</u>	
Fund balance – ending	<u>\$ 3,872,082</u>	<u>\$ 3,554,421</u>	<u>\$ 6,830,951</u>	

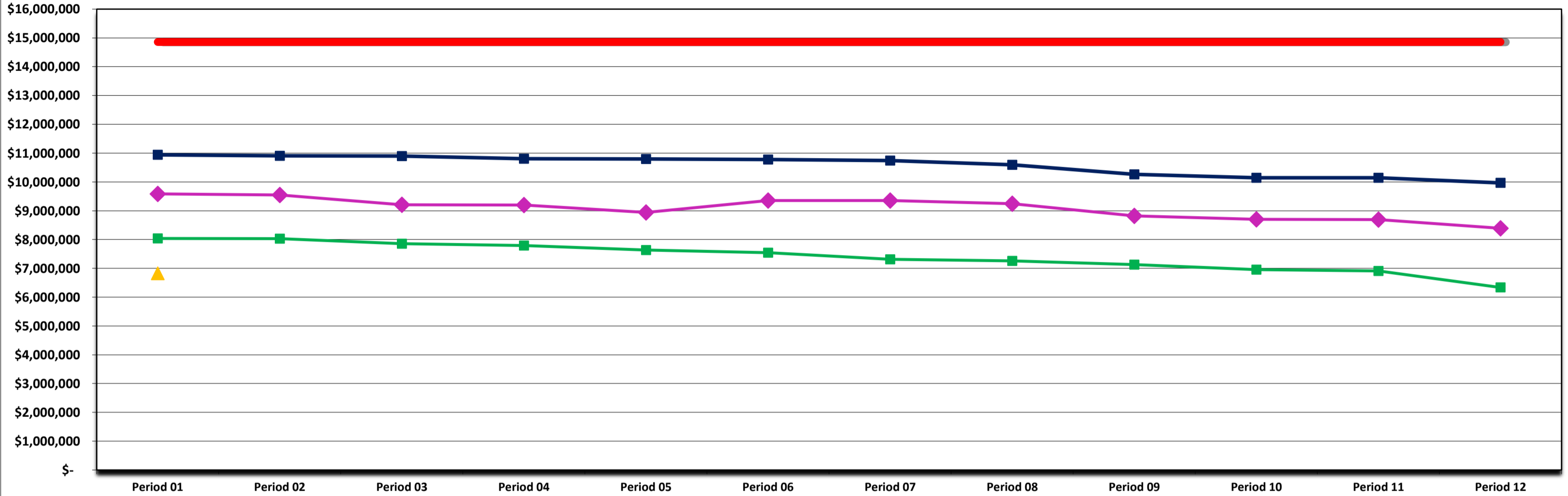
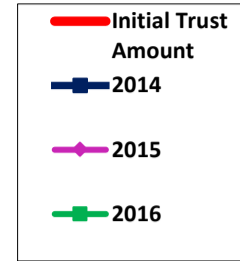


**COLLIN COUNTY, TEXAS**  
**Comparison of Revenues and Expenditures**  
**Health Care Foundation Special Revenue Fund**  
**For the Month of October**  
**(Unaudited)**  
(Interim report numbers are subject to change)

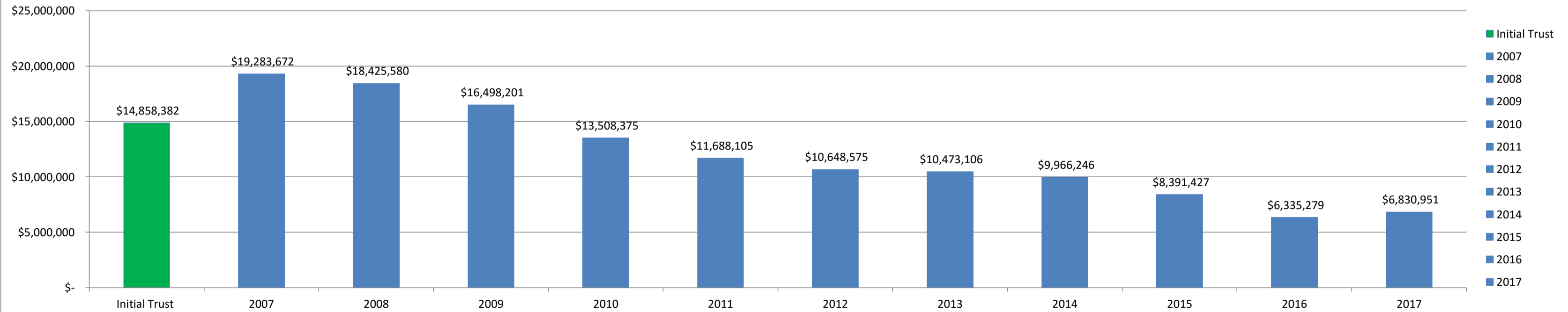
	<u>Oct-16</u>	<u>Oct-15</u>	<u>Oct-14</u>	<u>Oct-13</u>	<u>Oct-12</u>
<b>Revenues:</b>					
Fees and charges for services	\$ 13,038	\$ 11,431	\$ 22,625	\$ 19,858	\$ 17,576
Rental revenues	90,884	91,924	91,475	90,347	93,818
Interest	(2,128)	(12,807)	15,954	62,180	2,529
Miscellaneous	1,625	2,006	-	77,345	1,799
Total revenues	<u>103,419</u>	<u>92,554</u>	<u>130,054</u>	<u>249,730</u>	<u>115,722</u>
<b>Expenditures:</b>					
<b>Current:</b>					
<b>Health and Welfare:</b>					
Salaries and benefits	96,741	89,628	93,639	48,148	52,198
Training and travel	-	75	76	-	671
Maintenance and operating	10,309	218,786	3,897	7,988	18,690
Total health and welfare	<u>107,050</u>	<u>308,489</u>	<u>97,612</u>	<u>56,136</u>	<u>71,559</u>
<b>Public Facilities:</b>					
Maintenance and operating	697	1,806	1,718	2,314	1,262
Total public facilities	<u>697</u>	<u>1,806</u>	<u>1,718</u>	<u>2,314</u>	<u>1,262</u>
Total expenditures	<u>\$ 107,747</u>	<u>\$ 310,295</u>	<u>\$ 99,330</u>	<u>\$ 58,450</u>	<u>\$ 72,821</u>

## Healthcare Foundation Special Revenue Fund

Fund Balance at End of Period  
(Includes Capital Assets)



## Fund Balance at Fiscal Year End (Includes Capital Assets)



### Healthcare Foundation Special Revenue Fund Fund Balance at Fiscal Year End (Capital Assets not Included)

