

**COLLIN COUNTY, TEXAS**

**Balance Sheet**

**Health Care Foundation Special Revenue Fund**

**January 31, 2017**

**(Unaudited)**

**(Interim report numbers are subject to change)**

**Assets:**

**Current assets:**

Cash	\$	2,514
Investments		4,678,128
Receivables:		
Interest		<u>6,875</u>
Total current assets		<u>4,687,517</u>

**Capital assets (net of accumulated depreciation):**

Land		479,512
Buildings and systems		1,158,739
Machinery and equipment		<u>77,653</u>
Total capital assets		<u>1,715,904</u>
Total assets		<u><u>6,403,421</u></u>

**Liabilities:**

Lease deposits payable		<u>22,168</u>
Total liabilities		<u>22,168</u>

**Fund Balances:**

Restricted		<u>6,381,253</u>
Total fund balances		<u>6,381,253</u>
Total liabilities and fund balances	\$	<u><u>6,403,421</u></u>

**COLLIN COUNTY, TEXAS**

Schedule of Revenues, Expenditures, and  
Changes in Fund Balance – Budget and Actual  
Health Care Foundation Special Revenue Fund  
For the Four Months Ended January 31, 2017  
(Unaudited)

(Interim report numbers are subject to change)

	<b>Budget</b>		<b>Actual</b>	<b>Variance with Revised Budget positive (negative)</b>
	<b>Original</b>	<b>Revised</b>	<b>Actual</b>	<b>(negative)</b>
Revenues:				
Federal and state funds	\$ 40,000	\$ 40,000	\$ -	\$ (40,000)
Fees and charges for services	106,500	106,500	46,567	(59,933)
Rental revenues	1,086,275	1,086,275	363,706	(722,569)
Interest	80,000	80,000	17,458	(62,542)
Miscellaneous	<u>15,000</u>	<u>15,000</u>	<u>6,479</u>	<u>(8,521)</u>
Total revenues	<u>1,327,775</u>	<u>1,327,775</u>	<u>434,210</u>	<u>(893,565)</u>
Expenditures:				
Current:				
Health and Welfare:				
Salaries and benefits	2,208,899	2,208,899	482,940	1,725,959
Training and travel	46,000	46,000	5,750	40,250
Maintenance and operating	<u>1,852,564</u>	<u>2,133,010</u>	<u>361,796</u>	<u>1,771,214</u>
Total health and welfare	<u>4,107,463</u>	<u>4,387,909</u>	<u>850,486</u>	<u>3,537,423</u>
Public Facilities:				
Maintenance and operating	<u>183,509</u>	<u>184,975</u>	<u>19,601</u>	<u>165,374</u>
Total public facilities	<u>183,509</u>	<u>184,975</u>	<u>19,601</u>	<u>165,374</u>
Capital Outlay:				
Health and Welfare	<u>-</u>	<u>35,749</u>	<u>18,149</u>	<u>17,600</u>
Total Capital Outlay	<u>-</u>	<u>35,749</u>	<u>18,149</u>	<u>17,600</u>
Total expenditures	<u>4,290,972</u>	<u>4,608,633</u>	<u>888,236</u>	<u>3,720,397</u>
Excess (deficiency) of revenues over (under) expenditures	<u>(2,963,197)</u>	<u>(3,280,858)</u>	<u>(454,026)</u>	<u>2,826,832</u>
Other financing sources (uses):				
Transfers in	<u>500,000</u>	<u>500,000</u>	<u>500,000</u>	<u>-</u>
Total other financing sources (uses)	<u>500,000</u>	<u>500,000</u>	<u>500,000</u>	<u>-</u>
Net change in fund balance	(2,463,197)	(2,780,858)	45,974	<u>\$ 2,826,832</u>
Fund balance – beginning	<u>6,335,279</u>	<u>6,335,279</u>	<u>6,335,279</u>	
Fund balance – ending	<u>\$ 3,872,082</u>	<u>\$ 3,554,421</u>	<u>\$ 6,381,253</u>	

**COLLIN COUNTY, TEXAS**  
Schedule of Revenues, Expenditures, and  
Changes in Fund Balance  
Health Care Foundation Special Revenue Fund  
Fiscal Year 2017  
For the Four Months Ended January 31, 2017  
(Unaudited)  
(Interim report numbers are subject to change)

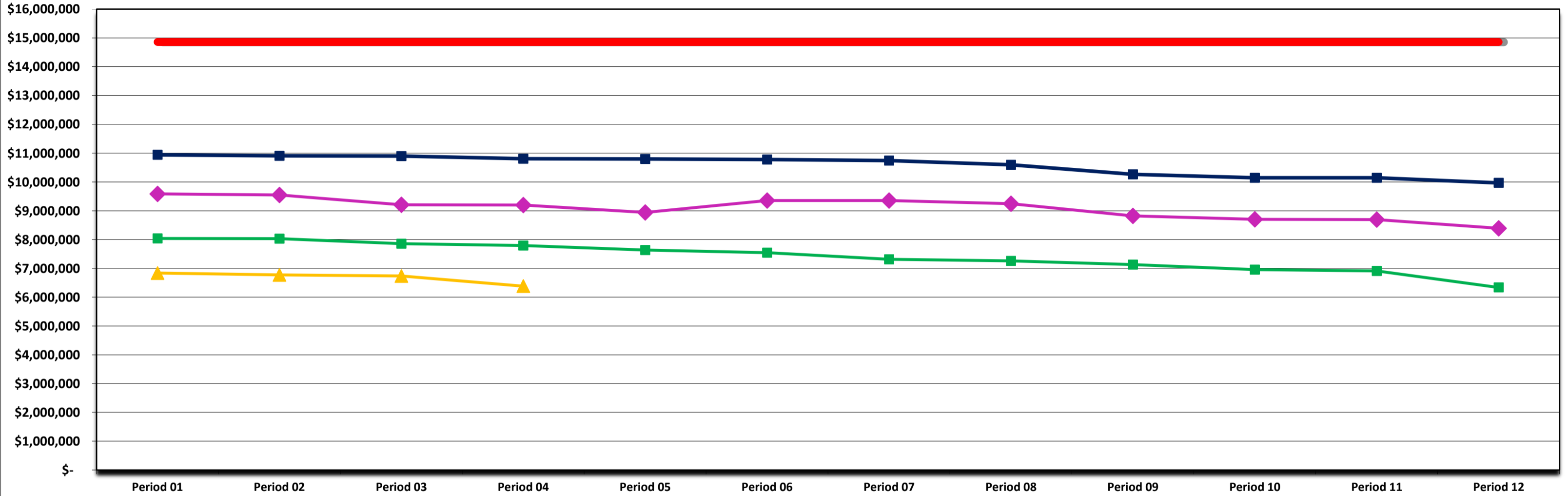
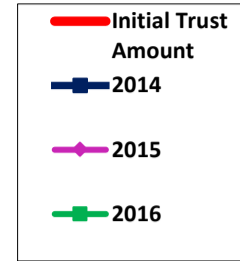
	<b>Oct-16</b>	<b>Nov-16</b>	<b>Dec-16</b>	<b>Jan-17</b>	<b>FY2017 Cumulative Total</b>
<b>Revenues:</b>					
Fees and charges for services	\$ 13,038	\$ 11,384	\$ 11,446	\$ 10,699	\$ 46,567
Rental revenues	90,884	90,884	91,594	90,344	363,706
Interest	4,039	4,251	4,480	4,688	17,458
Miscellaneous	1,625	1,519	60	3,275	6,479
Total revenues	<u>109,586</u>	<u>108,038</u>	<u>107,580</u>	<u>109,006</u>	<u>434,210</u>
<b>Expenditures:</b>					
<b>Current:</b>					
<b>Health and Welfare:</b>					
Salaries and benefits	96,741	121,144	136,329	128,726	482,940
Training and travel	-	3,208	1,506	1,036	5,750
Maintenance and operating	10,309	17,382	4,375	329,730	361,796
Total health and welfare	<u>107,050</u>	<u>141,734</u>	<u>142,210</u>	<u>459,492</u>	<u>850,486</u>
<b>Public Facilities:</b>					
Maintenance and operating	697	9,218	3,621	6,065	19,601
Total public facilities	<u>697</u>	<u>9,218</u>	<u>3,621</u>	<u>6,065</u>	<u>19,601</u>
<b>Capital Outlay:</b>					
Health and Welfare	-	18,149	-	-	18,149
Total Capital Outlay	<u>-</u>	<u>18,149</u>	<u>-</u>	<u>-</u>	<u>18,149</u>
Total expenditures	<u>107,747</u>	<u>169,101</u>	<u>145,831</u>	<u>465,557</u>	<u>888,236</u>
Excess (deficiency) of revenues over (under) expenditures	1,839	(61,063)	(38,251)	(356,551)	(454,026)
<b>Other financing sources (uses):</b>					
Transfers in	500,000	-	-	-	500,000
Total other financing sources (uses)	<u>500,000</u>	<u>-</u>	<u>-</u>	<u>-</u>	<u>500,000</u>
Net change in fund balance	501,839	(61,063)	(38,251)	(356,551)	45,974
Fund balance – beginning	6,335,279	6,837,118	6,776,055	6,737,804	6,335,279
Fund balance – ending	<u>\$ 6,837,118</u>	<u>\$ 6,776,055</u>	<u>\$ 6,737,804</u>	<u>\$ 6,381,253</u>	<u>\$ 6,381,253</u>

**COLLIN COUNTY, TEXAS**  
**Comparison of Revenues and Expenditures**  
**Health Care Foundation Special Revenue Fund**  
**For the Month of January**  
**(Unaudited)**  
(Interim report numbers are subject to change)

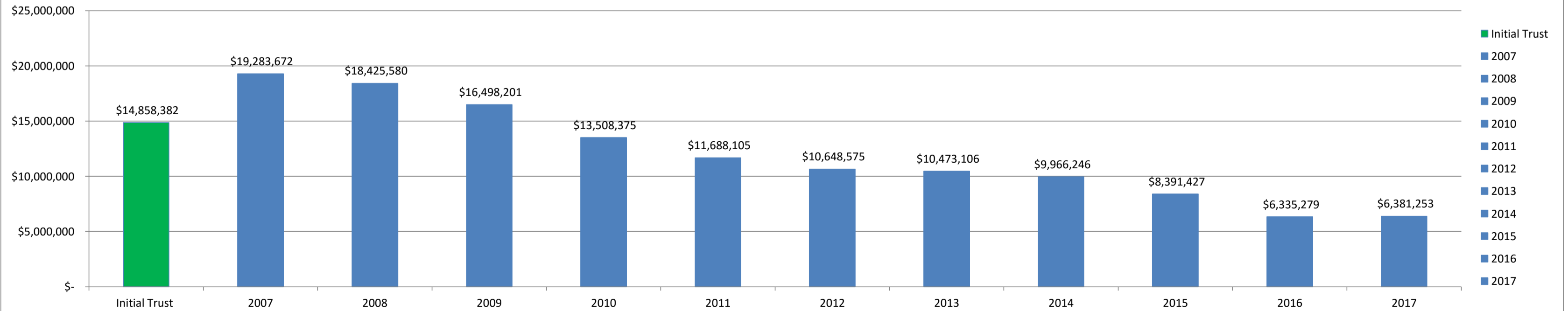
	<u>Jan-17</u>	<u>Jan-16</u>	<u>Jan-15</u>	<u>Jan-14</u>	<u>Jan-13</u>
<b>Revenues:</b>					
Fees and charges for services	\$ 10,699	\$ 10,001	\$ 20,971	\$ 16,521	\$ 34,278
Rental revenues	90,344	89,633	88,062	100,578	91,457
Interest	4,688	3,434	2,985	100	(2,161)
Miscellaneous	3,275	38	-	-	1,906
Total revenues	<u>109,006</u>	<u>103,106</u>	<u>112,018</u>	<u>117,199</u>	<u>125,480</u>
<b>Expenditures:</b>					
<b>Current:</b>					
<b>Health and Welfare:</b>					
Salaries and benefits	128,726	104,388	102,758	102,708	101,035
Training and travel	1,036	1,404	18	548	92
Maintenance and operating	329,730	59,921	16,869	99,552	52,357
Total health and welfare	<u>459,492</u>	<u>165,713</u>	<u>119,645</u>	<u>202,808</u>	<u>153,484</u>
<b>Public Facilities:</b>					
Maintenance and operating	6,065	4,795	6,383	7,638	5,623
Total public facilities	<u>6,065</u>	<u>4,795</u>	<u>6,383</u>	<u>7,638</u>	<u>5,623</u>
Total expenditures	<u>\$ 465,557</u>	<u>\$ 170,508</u>	<u>\$ 126,028</u>	<u>\$ 210,446</u>	<u>\$ 159,107</u>

## Healthcare Foundation Special Revenue Fund

Fund Balance at End of Period  
(Includes Capital Assets)



## Fund Balance at Fiscal Year End (Includes Capital Assets)



### Healthcare Foundation Special Revenue Fund Fund Balance at Fiscal Year End (Capital Assets not Included)

