

**COLLIN COUNTY, TEXAS**

**Balance Sheet**

**Health Care Foundation Special Revenue Fund**

**February 28, 2017**

**(Unaudited)**

**(Interim report numbers are subject to change)**

Assets:

Current assets:

Cash	\$	2,347,253
Investments		2,344,459
Receivables:		
Interest		<u>6,875</u>
Total current assets		<u>4,698,587</u>

Capital assets (net of accumulated depreciation):

Land		479,512
Buildings and systems		1,158,739
Machinery and equipment		<u>77,653</u>
Total capital assets		<u>1,715,904</u>
Total assets		<u><u>6,414,491</u></u>

Liabilities:

Lease deposits payable		<u>22,168</u>
Total liabilities		<u>22,168</u>

Fund Balances:

Restricted		<u>6,392,323</u>
Total fund balances		<u>6,392,323</u>
Total liabilities and fund balances	\$	<u><u>6,414,491</u></u>

**COLLIN COUNTY, TEXAS**

Schedule of Revenues, Expenditures, and  
Changes in Fund Balance – Budget and Actual  
Health Care Foundation Special Revenue Fund  
For the Five Months Ended February 28, 2017  
(Unaudited)

(Interim report numbers are subject to change)

	Budget		Actual	Variance with Revised Budget positive (negative)
	Original	Revised		
Revenues:				
Federal and state funds	\$ 40,000	\$ 40,000	\$ 110,436	\$ 70,436
Fees and charges for services	106,500	106,500	54,502	(51,998)
Rental revenues	1,086,275	1,086,275	456,879	(629,396)
Interest	80,000	80,000	19,367	(60,633)
Miscellaneous	<u>15,000</u>	<u>15,000</u>	<u>6,578</u>	<u>(8,422)</u>
Total revenues	<u>1,327,775</u>	<u>1,327,775</u>	<u>647,762</u>	<u>(680,013)</u>
Expenditures:				
Current:				
Health and Welfare:				
Salaries and benefits	2,208,899	2,208,899	617,944	1,590,955
Training and travel	46,000	46,000	7,543	38,457
Maintenance and operating	<u>1,852,564</u>	<u>2,133,010</u>	<u>420,251</u>	<u>1,712,759</u>
Total health and welfare	<u>4,107,463</u>	<u>4,387,909</u>	<u>1,045,738</u>	<u>3,342,171</u>
Public Facilities:				
Maintenance and operating	<u>183,509</u>	<u>184,975</u>	<u>26,831</u>	<u>158,144</u>
Total public facilities	<u>183,509</u>	<u>184,975</u>	<u>26,831</u>	<u>158,144</u>
Capital Outlay:				
Health and Welfare	<u>-</u>	<u>35,749</u>	<u>18,149</u>	<u>17,600</u>
Total Capital Outlay	<u>-</u>	<u>35,749</u>	<u>18,149</u>	<u>17,600</u>
Total expenditures	<u>4,290,972</u>	<u>4,608,633</u>	<u>1,090,718</u>	<u>3,517,915</u>
Excess (deficiency) of revenues over (under) expenditures	<u>(2,963,197)</u>	<u>(3,280,858)</u>	<u>(442,956)</u>	<u>2,837,902</u>
Other financing sources (uses):				
Transfers in	<u>500,000</u>	<u>500,000</u>	<u>500,000</u>	<u>-</u>
Total other financing sources (uses)	<u>500,000</u>	<u>500,000</u>	<u>500,000</u>	<u>-</u>
Net change in fund balance	(2,463,197)	(2,780,858)	57,044	<u>\$ 2,837,902</u>
Fund balance – beginning	<u>6,335,279</u>	<u>6,335,279</u>	<u>6,335,279</u>	
Fund balance – ending	<u>\$ 3,872,082</u>	<u>\$ 3,554,421</u>	<u>\$ 6,392,323</u>	

**COLLIN COUNTY, TEXAS**  
Schedule of Revenues, Expenditures, and  
Changes in Fund Balance  
Health Care Foundation Special Revenue Fund  
Fiscal Year 2017  
For the Five Months Ended February 28, 2017  
(Unaudited)  
(Interim report numbers are subject to change)

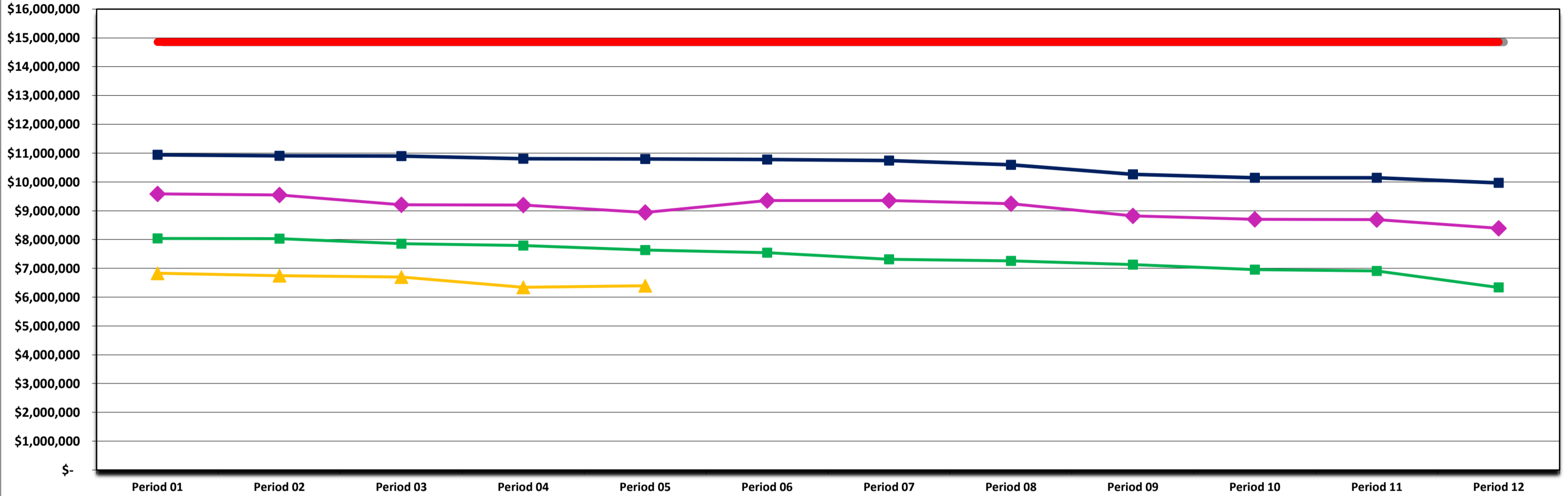
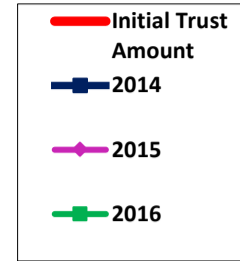
	<b>Oct-16</b>	<b>Nov-16</b>	<b>Dec-16</b>	<b>Jan-17</b>	<b>Feb-17</b>	<b>FY2017 Cumulative Total</b>
<b>Revenues:</b>						
Federal and state funds	\$ -	\$ -	\$ -	\$ -	\$ 110,436	\$ 110,436
Fees and charges for services	13,038	11,384	11,446	10,699	7,935	54,502
Rental revenues	90,884	90,884	91,594	90,344	93,173	456,879
Interest	4,039	4,251	4,480	4,688	1,909	19,367
Miscellaneous	1,625	1,519	60	3,275	99	6,578
Total revenues	<u>109,586</u>	<u>108,038</u>	<u>107,580</u>	<u>109,006</u>	<u>213,552</u>	<u>647,762</u>
<b>Expenditures:</b>						
<b>Current:</b>						
<b>Health and Welfare:</b>						
Salaries and benefits	96,741	121,144	136,329	128,726	135,004	617,944
Training and travel	-	3,208	1,506	1,036	1,793	7,543
Maintenance and operating	10,309	17,382	4,375	329,730	58,455	420,251
Total health and welfare	<u>107,050</u>	<u>141,734</u>	<u>142,210</u>	<u>459,492</u>	<u>195,252</u>	<u>1,045,738</u>
<b>Public Facilities:</b>						
Maintenance and operating	697	9,218	3,621	6,065	7,230	26,831
Total public facilities	<u>697</u>	<u>9,218</u>	<u>3,621</u>	<u>6,065</u>	<u>7,230</u>	<u>26,831</u>
<b>Capital Outlay:</b>						
Health and Welfare	-	18,149	-	-	-	18,149
Total Capital Outlay	<u>-</u>	<u>18,149</u>	<u>-</u>	<u>-</u>	<u>-</u>	<u>18,149</u>
Total expenditures	<u>107,747</u>	<u>169,101</u>	<u>145,831</u>	<u>465,557</u>	<u>202,482</u>	<u>1,090,718</u>
Excess (deficiency) of revenues over (under) expenditures	1,839	(61,063)	(38,251)	(356,551)	11,070	(442,956)
<b>Other financing sources (uses):</b>						
Transfers in	500,000	-	-	-	-	500,000
Total other financing sources (uses)	<u>500,000</u>	<u>-</u>	<u>-</u>	<u>-</u>	<u>-</u>	<u>500,000</u>
Net change in fund balance	501,839	(61,063)	(38,251)	(356,551)	11,070	57,044
Fund balance – beginning	6,335,279	6,837,118	6,776,055	6,737,804	6,381,253	6,335,279
Fund balance – ending	<u>\$ 6,837,118</u>	<u>\$ 6,776,055</u>	<u>\$ 6,737,804</u>	<u>\$ 6,381,253</u>	<u>\$ 6,392,323</u>	<u>\$ 6,392,323</u>

**COLLIN COUNTY, TEXAS**  
**Comparison of Revenues and Expenditures**  
**Health Care Foundation Special Revenue Fund**  
**For the Month of February**  
**(Unaudited)**  
(Interim report numbers are subject to change)

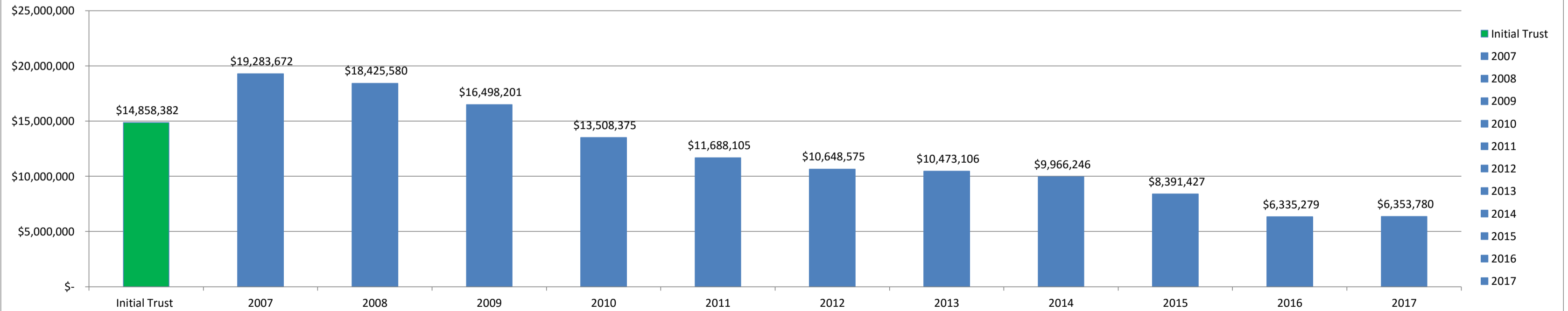
	<u>Feb-17</u>	<u>Feb-16</u>	<u>Feb-15</u>	<u>Feb-14</u>	<u>Feb-13</u>
<b>Revenues:</b>					
Federal and state funds	\$ 110,436	\$ 100,590	\$ -	\$ -	\$ -
Fees and charges for services	7,935	9,766	14,087	11,961	16,011
Rental revenues	93,173	90,259	89,313	91,848	94,357
Interest	1,909	3,541	3,010	1,076	11,330
Miscellaneous	99	3,434	2,199	4,518	36
Total revenues	<u>213,552</u>	<u>207,590</u>	<u>108,609</u>	<u>109,403</u>	<u>121,734</u>
<b>Expenditures:</b>					
<b>Current:</b>					
<b>Health and Welfare:</b>					
Salaries and benefits	135,004	111,778	106,806	92,322	98,903
Training and travel	1,793	1,895	364	197	124
Maintenance and operating	58,455	243,720	248,259	12,641	50,336
Total health and welfare	<u>195,252</u>	<u>357,393</u>	<u>355,429</u>	<u>105,160</u>	<u>149,363</u>
<b>Public Facilities:</b>					
Maintenance and operating	7,230	5,365	4,572	5,543	5,065
Total public facilities	<u>7,230</u>	<u>5,365</u>	<u>4,572</u>	<u>5,543</u>	<u>5,065</u>
Total expenditures	<u>\$ 202,482</u>	<u>\$ 362,758</u>	<u>\$ 360,001</u>	<u>\$ 110,703</u>	<u>\$ 154,428</u>

## Healthcare Foundation Special Revenue Fund

Fund Balance at End of Period  
(Includes Capital Assets)



## Fund Balance at Fiscal Year End (Includes Capital Assets)



### Healthcare Foundation Special Revenue Fund Fund Balance at Fiscal Year End (Capital Assets not Included)

