

COLLIN COUNTY, TEXAS

Balance Sheet

Health Care Foundation Special Revenue Fund

March 31, 2017

(Unaudited)

(Interim report numbers are subject to change)

Assets:

Current assets:

Cash	\$	217,280
Investments		<u>4,346,631</u>
Total current assets		<u>4,563,911</u>

Capital assets (net of accumulated depreciation):

Land		479,512
Buildings and systems		1,158,739
Machinery and equipment		<u>77,653</u>
Total capital assets		<u>1,715,904</u>

Total assets 6,279,815

Liabilities:

Lease deposits payable		<u>22,168</u>
Total liabilities		<u>22,168</u>

Fund Balances:

Restricted		<u>6,257,647</u>
Total fund balances		<u>6,257,647</u>
Total liabilities and fund balances	\$	<u><u>6,279,815</u></u>

COLLIN COUNTY, TEXAS
Schedule of Revenues, Expenditures, and
Changes in Fund Balance – Budget and Actual
Health Care Foundation Special Revenue Fund
For the Six Months Ended March 31, 2017
(Unaudited)
(Interim report numbers are subject to change)

	<u>Budget</u>		<u>Actual</u>	Variance with Revised Budget positive (negative)
	<u>Original</u>	<u>Revised</u>		<u>(negative)</u>
Revenues:				
Federal and state funds	\$ 40,000	\$ 40,000	\$ 110,436	\$ 70,436
Fees and charges for services	106,500	106,500	64,211	(42,289)
Rental revenues	1,086,275	1,086,275	546,597	(539,678)
Interest	80,000	80,000	14,664	(65,336)
Miscellaneous	15,000	15,000	10,957	(4,043)
Total revenues	<u>1,327,775</u>	<u>1,327,775</u>	<u>746,865</u>	<u>(580,910)</u>
Expenditures:				
Current:				
Health and Welfare:				
Salaries and benefits	2,208,899	2,208,899	818,220	1,390,679
Training and travel	46,000	46,000	14,265	31,735
Maintenance and operating	1,852,564	2,133,010	441,346	1,691,664
Total health and welfare	<u>4,107,463</u>	<u>4,387,909</u>	<u>1,273,831</u>	<u>3,114,078</u>
Public Facilities:				
Maintenance and operating	183,509	184,975	32,517	152,458
Total public facilities	<u>183,509</u>	<u>184,975</u>	<u>32,517</u>	<u>152,458</u>
Capital Outlay:				
Health and Welfare	-	35,749	18,149	17,600
Total Capital Outlay	<u>-</u>	<u>35,749</u>	<u>18,149</u>	<u>17,600</u>
Total expenditures	<u>4,290,972</u>	<u>4,608,633</u>	<u>1,324,497</u>	<u>3,284,136</u>
Excess (deficiency) of revenues over (under) expenditures	<u>(2,963,197)</u>	<u>(3,280,858)</u>	<u>(577,632)</u>	<u>2,703,226</u>
Other financing sources (uses):				
Transfers in	500,000	500,000	500,000	-
Total other financing sources (uses)	<u>500,000</u>	<u>500,000</u>	<u>500,000</u>	<u>-</u>
Net change in fund balance	(2,463,197)	(2,780,858)	(77,632)	<u>\$ 2,703,226</u>
Fund balance – beginning	<u>6,335,279</u>	<u>6,335,279</u>	<u>6,335,279</u>	
Fund balance – ending	<u>\$ 3,872,082</u>	<u>\$ 3,554,421</u>	<u>\$ 6,257,647</u>	

COLLIN COUNTY, TEXAS
Schedule of Revenues, Expenditures, and
Changes in Fund Balance
Health Care Foundation Special Revenue Fund
Fiscal Year 2017
For the Six Months Ended March 31, 2017
(Unaudited)
(Interim report numbers are subject to change)

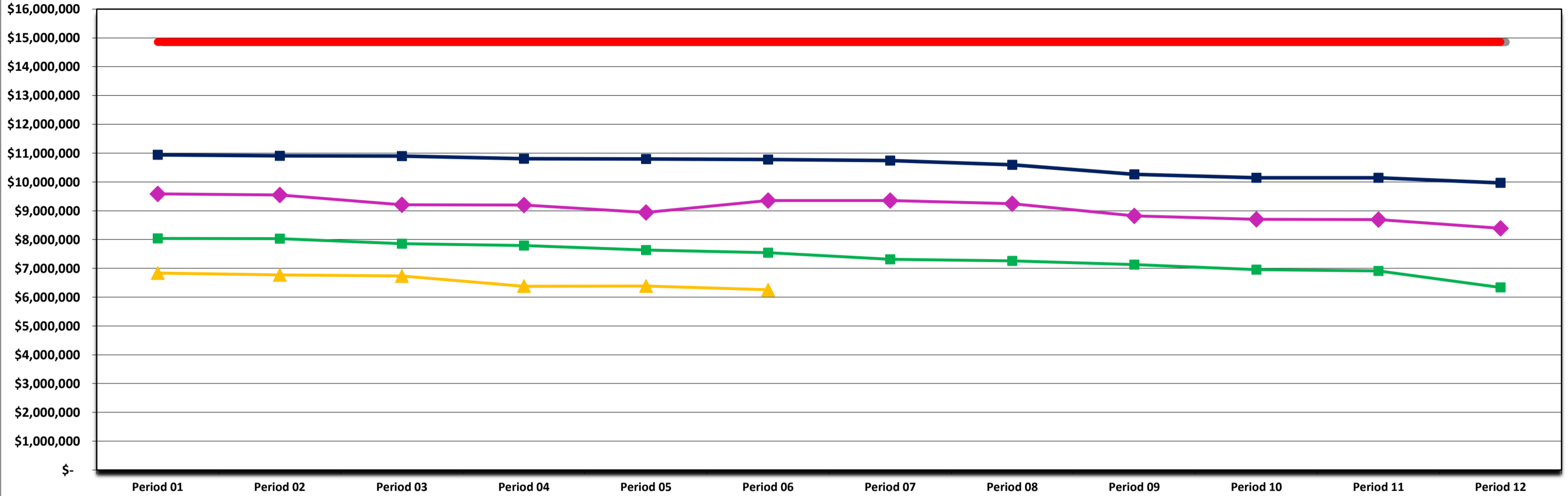
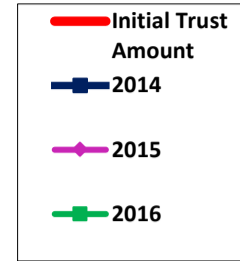
	Oct-16	Nov-16	Dec-16	Jan-17	Feb-17	Mar-17	FY2017 Cumulative Total
Revenues:							
Federal and state funds	\$ -	\$ -	\$ -	\$ -	\$ 110,436	\$ -	\$ 110,436
Fees and charges for services	13,038	11,384	11,446	10,699	7,935	9,709	64,211
Rental revenues	90,884	90,884	91,594	90,344	93,174	89,717	546,597
Interest	4,039	4,251	4,480	4,688	(4,965)	2,171	14,664
Miscellaneous	1,625	1,519	60	3,275	100	4,378	10,957
Total revenues	109,586	108,038	107,580	109,006	206,680	105,975	746,865
Expenditures:							
Current:							
Health and Welfare:							
Salaries and benefits	96,741	121,144	136,329	128,726	135,004	200,276	818,220
Training and travel	-	3,208	1,506	1,036	1,793	6,722	14,265
Maintenance and operating	10,309	17,382	4,375	329,730	58,456	21,094	441,346
Total health and welfare	107,050	141,734	142,210	459,492	195,253	228,092	1,273,831
Public Facilities:							
Maintenance and operating	697	9,218	3,621	6,065	7,230	5,686	32,517
Total public facilities	697	9,218	3,621	6,065	7,230	5,686	32,517
Capital Outlay:							
Health and Welfare	-	18,149	-	-	-	-	18,149
Total Capital Outlay	-	18,149	-	-	-	-	18,149
Total expenditures	107,747	169,101	145,831	465,557	202,483	233,778	1,324,497
Excess (deficiency) of revenues over (under) expenditures	1,839	(61,063)	(38,251)	(356,551)	4,197	(127,803)	(577,632)
Other financing sources (uses):							
Transfers in	500,000	-	-	-	-	-	500,000
Total other financing sources (uses)	500,000	-	-	-	-	-	500,000
Net change in fund balance	501,839	(61,063)	(38,251)	(356,551)	4,197	(127,803)	(77,632)
Fund balance – beginning	6,335,279	6,837,118	6,776,055	6,737,804	6,381,253	6,385,450	6,335,279
Fund balance – ending	\$ 6,837,118	\$ 6,776,055	\$ 6,737,804	\$ 6,381,253	\$ 6,385,450	\$ 6,257,647	\$ 6,257,647

COLLIN COUNTY, TEXAS
Comparison of Revenues and Expenditures
Health Care Foundation Special Revenue Fund
For the Month of March
(Unaudited)
(Interim report numbers are subject to change)

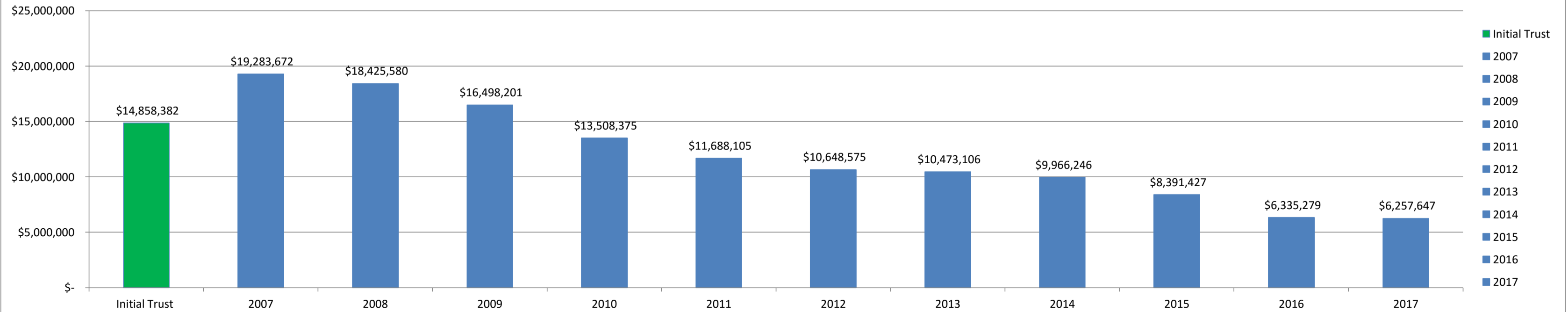
	<u>Mar-17</u>	<u>Mar-16</u>	<u>Mar-15</u>	<u>Mar-14</u>	<u>Mar-13</u>
Revenues:					
Federal and state funds	\$ -	\$ 235	\$ 451,263	\$ -	\$ -
Fees and charges for services	9,709	11,052	11,755	14,814	16,597
Rental revenues	89,717	90,884	89,313	91,796	93,657
Interest	2,171	3,456	2,731	(6,453)	2,320
Miscellaneous	4,378	1,561	3,343	36,010	10,471
Total revenues	<u>105,975</u>	<u>107,188</u>	<u>558,405</u>	<u>136,167</u>	<u>123,045</u>
Expenditures:					
Current:					
Health and Welfare:					
Salaries and benefits	200,276	123,427	108,602	102,343	108,086
Training and travel	6,722	1,809	2,123	1,416	659
Maintenance and operating	21,094	61,739	28,941	45,501	29,951
Total health and welfare	<u>228,092</u>	<u>186,975</u>	<u>139,666</u>	<u>149,260</u>	<u>138,696</u>
Public Facilities:					
Maintenance and operating	5,686	6,061	7,155	4,333	4,735
Total public facilities	<u>5,686</u>	<u>6,061</u>	<u>7,155</u>	<u>4,333</u>	<u>4,735</u>
Capital Outlay:					
Health and Welfare	-	-	-	7,283	-
Total Capital Outlay	<u>-</u>	<u>-</u>	<u>-</u>	<u>7,283</u>	<u>-</u>
Total expenditures	<u>\$ 233,778</u>	<u>\$ 193,036</u>	<u>\$ 146,821</u>	<u>\$ 160,876</u>	<u>\$ 143,431</u>

Healthcare Foundation Special Revenue Fund

Fund Balance at End of Period
(Includes Capital Assets)



Fund Balance at Fiscal Year End (Includes Capital Assets)



Healthcare Foundation Special Revenue Fund Fund Balance at Fiscal Year End (Capital Assets not Included)

