

COLLIN COUNTY, TEXAS

Balance Sheet

Health Care Foundation Special Revenue Fund

August 31, 2017

(Unaudited)

(Interim report numbers are subject to change)

Assets:

Current assets:

Cash	\$	229,098
Investments		<u>3,951,138</u>
Total current assets		<u>4,180,236</u>

Capital assets (net of accumulated depreciation):

Land		479,512
Buildings and systems		1,158,739
Machinery and equipment		<u>77,653</u>
Total capital assets		<u>1,715,904</u>

Total assets 5,896,140

Liabilities:

Accounts payable		2,475
Lease deposits payable		<u>22,168</u>
Total liabilities		<u>24,643</u>

Fund Balances:

Restricted		<u>5,871,497</u>
Total fund balances		<u>5,871,497</u>
Total liabilities and fund balances	\$	<u><u>5,896,140</u></u>

COLLIN COUNTY, TEXAS

Schedule of Revenues, Expenditures, and
Changes in Fund Balance – Budget and Actual
Health Care Foundation Special Revenue Fund
For the Eleven Months Ended August 31, 2017
(Unaudited)

(Interim report numbers are subject to change)

	Budget		Actual	Variance with Revised Budget positive (negative)
	Original	Revised	Actual	(negative)
Revenues:				
Federal and state funds	\$ 40,000	\$ 40,000	\$ 355,908	\$ 315,908
Fees and charges for services	106,500	106,500	133,475	26,975
Rental revenues	1,086,275	1,086,275	1,006,210	(80,065)
Interest	80,000	80,000	31,339	(48,661)
Miscellaneous	15,000	15,000	19,863	4,863
Total revenues	<u>1,327,775</u>	<u>1,327,775</u>	<u>1,546,795</u>	<u>219,020</u>
Expenditures:				
Current:				
Health and Welfare:				
Salaries and benefits	2,208,899	2,208,899	1,767,436	441,463
Training and travel	46,000	46,000	31,494	14,506
Maintenance and operating	1,852,564	2,133,010	624,041	1,508,969
Total health and welfare	<u>4,107,463</u>	<u>4,387,909</u>	<u>2,422,971</u>	<u>1,964,938</u>
Public Facilities:				
Maintenance and operating	183,509	184,975	69,457	115,518
Total public facilities	<u>183,509</u>	<u>184,975</u>	<u>69,457</u>	<u>115,518</u>
Capital Outlay:				
Health and Welfare	-	35,749	18,149	17,600
Total Capital Outlay	<u>-</u>	<u>35,749</u>	<u>18,149</u>	<u>17,600</u>
Total expenditures	<u>4,290,972</u>	<u>4,608,633</u>	<u>2,510,577</u>	<u>2,098,056</u>
Excess (deficiency) of revenues over (under) expenditures	<u>(2,963,197)</u>	<u>(3,280,858)</u>	<u>(963,782)</u>	<u>2,317,076</u>
Other financing sources (uses):				
Transfers in	500,000	500,000	500,000	-
Total other financing sources (uses)	<u>500,000</u>	<u>500,000</u>	<u>500,000</u>	<u>-</u>
Net change in fund balance	(2,463,197)	(2,780,858)	(463,782)	<u>\$ 2,317,076</u>
Fund balance – beginning	<u>6,335,279</u>	<u>6,335,279</u>	<u>6,335,279</u>	
Fund balance – ending	<u>\$ 3,872,082</u>	<u>\$ 3,554,421</u>	<u>\$ 5,871,497</u>	

COLLIN COUNTY, TEXAS
Schedule of Revenues, Expenditures, and
Changes in Fund Balance
Health Care Foundation Special Revenue Fund
Fiscal Year 2017
For the Eleven Months Ended August 31, 2017
(Unaudited)
(Interim report numbers are subject to change)

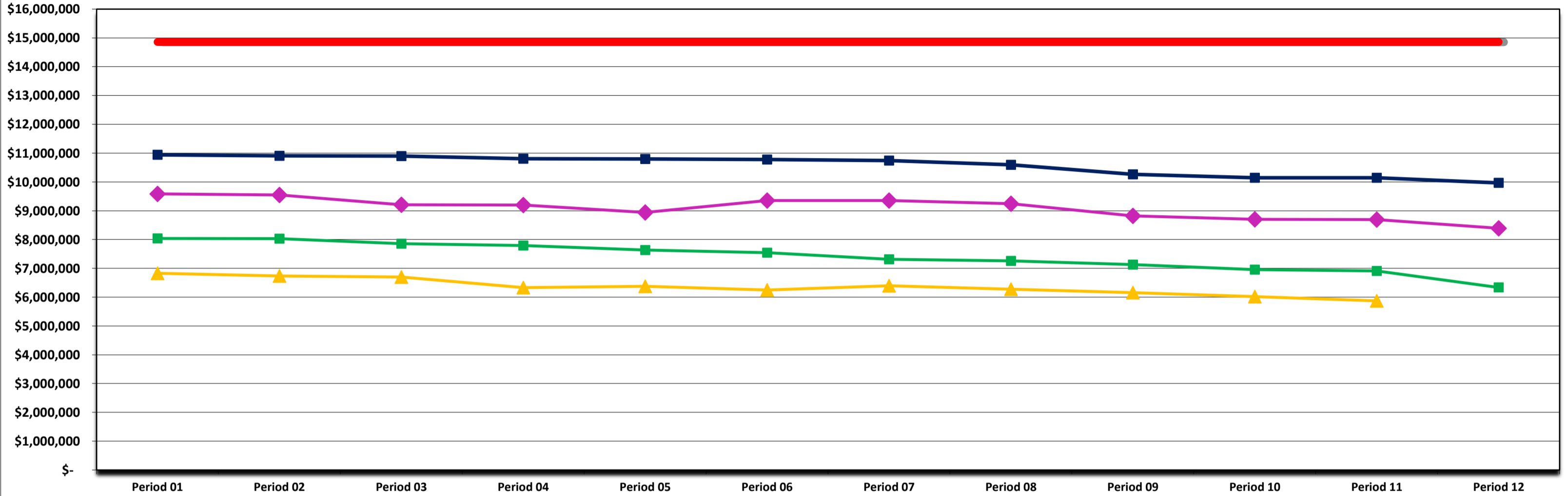
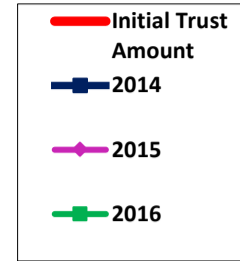
	Oct-16	Nov-16	Dec-16	Jan-17	Feb-17	Mar-17	Apr-17	May-17	Jun-17	Jul-17	Aug-17	FY2017 Cumulative Total
Revenues:												
Federal and state funds	\$ -	\$ -	\$ -	\$ -	\$ 110,436	\$ -	\$ 245,472	\$ -	\$ -	\$ -	\$ -	\$ 355,908
Fees and charges for services	13,038	11,384	11,446	10,699	7,935	9,709	11,380	9,503	9,469	11,472	27,440	133,475
Rental revenues	90,884	90,884	91,594	90,344	93,174	89,718	91,923	91,923	91,923	91,923	91,920	1,006,210
Interest	(2,128)	(25,432)	2,105	4,370	33,578	2,219	3,579	2,587	5,467	4,994	-	31,339
Miscellaneous	1,625	1,519	60	3,274	100	4,379	105	3,306	168	1,789	3,538	19,863
Total revenues	103,419	78,355	105,205	108,687	245,223	106,025	352,459	107,319	107,027	110,178	122,898	1,546,795
Expenditures:												
Current:												
Health and Welfare:												
Salaries and benefits	98,216	122,706	136,612	136,626	136,313	200,545	157,030	188,244	185,862	198,212	207,070	1,767,436
Training and travel	-	3,208	1,506	1,036	1,793	6,722	9,014	4,585	9	1,076	2,545	31,494
Maintenance and operating	10,309	17,382	4,375	329,730	58,456	21,095	31,714	24,283	31,500	40,355	54,842	624,041
Total health and welfare	108,525	143,296	142,493	467,392	196,562	228,362	197,758	217,112	217,371	239,643	264,457	2,422,971
Public Facilities:												
Maintenance and operating	697	9,218	3,621	6,066	7,230	5,686	6,262	7,717	7,520	6,801	8,639	69,457
Total public facilities	697	9,218	3,621	6,066	7,230	5,686	6,262	7,717	7,520	6,801	8,639	69,457
Capital Outlay:												
Health and Welfare	-	18,149	-	-	-	-	-	-	-	-	-	18,149
Total Capital Outlay	-	18,149	-	-	-	-	-	-	-	-	-	18,149
Total expenditures	109,222	170,663	146,114	473,458	203,792	234,048	204,020	224,829	224,891	246,444	273,096	2,510,577
Excess (deficiency) of revenues over (under) expenditures	(5,803)	(92,308)	(40,909)	(364,771)	41,431	(128,023)	148,439	(117,510)	(117,864)	(136,266)	(150,198)	(963,782)
Other financing sources (uses):												
Transfers in	500,000	-	-	-	-	-	-	-	-	-	-	500,000
Total other financing sources (uses)	500,000	-	-	-	-	-	-	-	-	-	-	500,000
Net change in fund balance	494,197	(92,308)	(40,909)	(364,771)	41,431	(128,023)	148,439	(117,510)	(117,864)	(136,266)	(150,198)	(463,782)
Fund balance – beginning	6,335,279	6,829,476	6,737,168	6,696,259	6,331,488	6,372,919	6,244,896	6,393,335	6,275,825	6,157,961	6,021,695	6,335,279
Fund balance – ending	\$ 6,829,476	\$ 6,737,168	\$ 6,696,259	\$ 6,331,488	\$ 6,372,919	\$ 6,244,896	\$ 6,393,335	\$ 6,275,825	\$ 6,157,961	\$ 6,021,695	\$ 5,871,497	\$ 5,871,497

COLLIN COUNTY, TEXAS
Comparison of Revenues and Expenditures
Health Care Foundation Special Revenue Fund
For the Month of August
(Unaudited)
(Interim report numbers are subject to change)

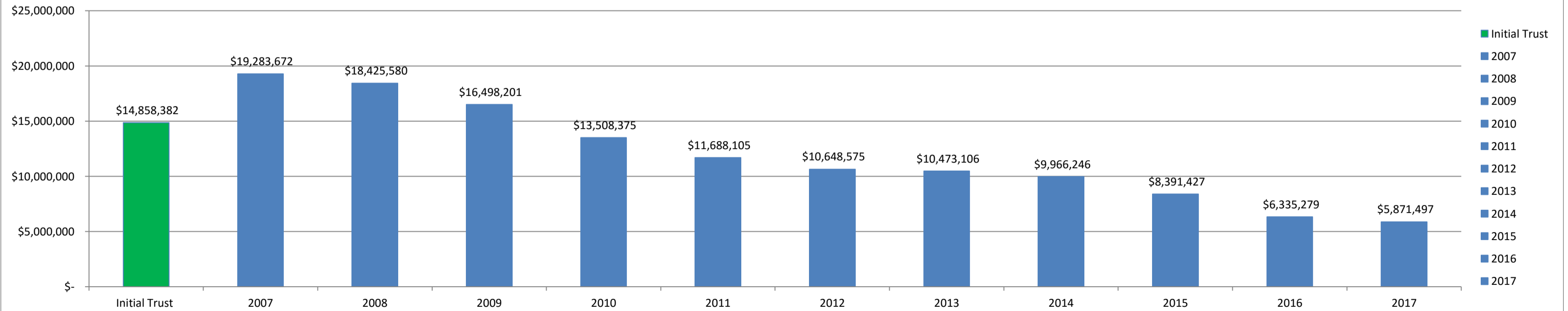
	<u>Aug-17</u>	<u>Aug-16</u>	<u>Aug-15</u>	<u>Aug-14</u>	<u>Aug-13</u>
Revenues:					
Federal and state funds	\$ -	\$ 101,337	\$ 110,805	\$ -	\$ -
Fees and charges for services	27,440	25,344	29,627	43,597	41,381
Rental revenues	91,920	90,884	89,871	92,826	87,375
Interest	-	4,110	5,714	18,874	1,107
Miscellaneous	3,538	1,436	1,693	-	20
Total revenues	<u>122,898</u>	<u>223,111</u>	<u>237,710</u>	<u>155,297</u>	<u>129,883</u>
Expenditures:					
Current:					
Health and Welfare:					
Salaries and benefits	207,070	177,427	163,669	139,657	133,588
Training and travel	2,545	1,649	193	354	1,397
Maintenance and operating	54,842	81,133	79,112	11,034	28,653
Total health and welfare	<u>264,457</u>	<u>260,209</u>	<u>242,974</u>	<u>151,045</u>	<u>163,638</u>
Public Facilities:					
Maintenance and operating	8,639	9,231	7,665	5,012	8,928
Total public facilities	<u>8,639</u>	<u>9,231</u>	<u>7,665</u>	<u>5,012</u>	<u>8,928</u>
Total expenditures	<u>\$ 273,096</u>	<u>\$ 269,440</u>	<u>\$ 250,639</u>	<u>\$ 156,057</u>	<u>\$ 172,566</u>

Healthcare Foundation Special Revenue Fund

Fund Balance at End of Period
(Includes Capital Assets)



Fund Balance at Fiscal Year End (Includes Capital Assets)



Healthcare Foundation Special Revenue Fund Fund Balance at Fiscal Year End (Capital Assets not Included)

