

COLLIN COUNTY, TEXAS

Balance Sheet

Health Care Foundation Special Revenue Fund

September 30, 2017

(Unaudited)

(Interim report numbers are subject to change)

Assets:

Current assets:

Cash	\$	307,075
Investments		3,562,736
Receivables:		
Miscellaneous		599
		<u>599</u>
Total current assets		<u>3,870,410</u>

Capital assets (net of accumulated depreciation):

Land		479,512
Buildings and systems		1,158,739
Machinery and equipment		77,653
		<u>77,653</u>
Total capital assets		<u>1,715,904</u>
Total assets		<u><u>5,586,314</u></u>

Liabilities:

Accounts payable		56,646
Payroll payable		47,352
Lease deposits payable		22,168
		<u>22,168</u>
Total liabilities		<u>126,166</u>

Fund Balances:

Restricted		<u>5,460,148</u>
Total fund balances		<u>5,460,148</u>
Total liabilities and fund balances	\$	<u><u>5,586,314</u></u>

COLLIN COUNTY, TEXAS
Schedule of Revenues, Expenditures, and
Changes in Fund Balance – Budget and Actual
Health Care Foundation Special Revenue Fund
For the Twelve Months Ended September 30, 2017
(Unaudited)
(Interim report numbers are subject to change)

	<u>Budget</u>		<u>Actual</u>	Variance with
	<u>Original</u>	<u>Revised</u>		Revised Budget
				positive
				(negative)
Revenues:				
Federal and state funds	\$ 40,000	\$ 40,000	\$ 355,907	\$ 315,907
Fees and charges for services	106,500	106,500	144,344	37,844
Rental revenues	1,086,275	1,086,275	1,098,582	12,307
Interest	80,000	80,000	38,984	(41,016)
Miscellaneous	15,000	15,000	21,591	6,591
Total revenues	<u>1,327,775</u>	<u>1,327,775</u>	<u>1,659,408</u>	<u>331,633</u>
Expenditures:				
Current:				
Health and Welfare:				
Salaries and benefits	2,208,899	2,208,899	2,022,223	186,676
Training and travel	46,000	46,000	32,542	13,458
Maintenance and operating	1,852,564	2,133,010	879,284	1,253,726
Total health and welfare	<u>4,107,463</u>	<u>4,387,909</u>	<u>2,934,049</u>	<u>1,453,860</u>
Public Facilities:				
Maintenance and operating	183,509	184,975	82,341	102,634
Total public facilities	<u>183,509</u>	<u>184,975</u>	<u>82,341</u>	<u>102,634</u>
Capital Outlay:				
Health and Welfare	-	35,749	18,149	17,600
Total Capital Outlay	-	35,749	18,149	17,600
Total expenditures	<u>4,290,972</u>	<u>4,608,633</u>	<u>3,034,539</u>	<u>1,574,094</u>
Excess (deficiency) of revenues over (under) expenditures	<u>(2,963,197)</u>	<u>(3,280,858)</u>	<u>(1,375,131)</u>	<u>1,905,727</u>
Other financing sources (uses):				
Transfers in	500,000	500,000	500,000	-
Total other financing sources (uses)	<u>500,000</u>	<u>500,000</u>	<u>500,000</u>	<u>-</u>
Net change in fund balance	(2,463,197)	(2,780,858)	(875,131)	<u>\$ 1,905,727</u>
Fund balance – beginning	<u>6,335,279</u>	<u>6,335,279</u>	<u>6,335,279</u>	
Fund balance – ending	<u>\$ 3,872,082</u>	<u>\$ 3,554,421</u>	<u>\$ 5,460,148</u>	

COLLIN COUNTY, TEXAS
Schedule of Revenues, Expenditures, and
Changes in Fund Balance
Health Care Foundation Special Revenue Fund
Fiscal Year 2017
For the Twelve Months Ended September 30, 2017
(Unaudited)
(Interim report numbers are subject to change)

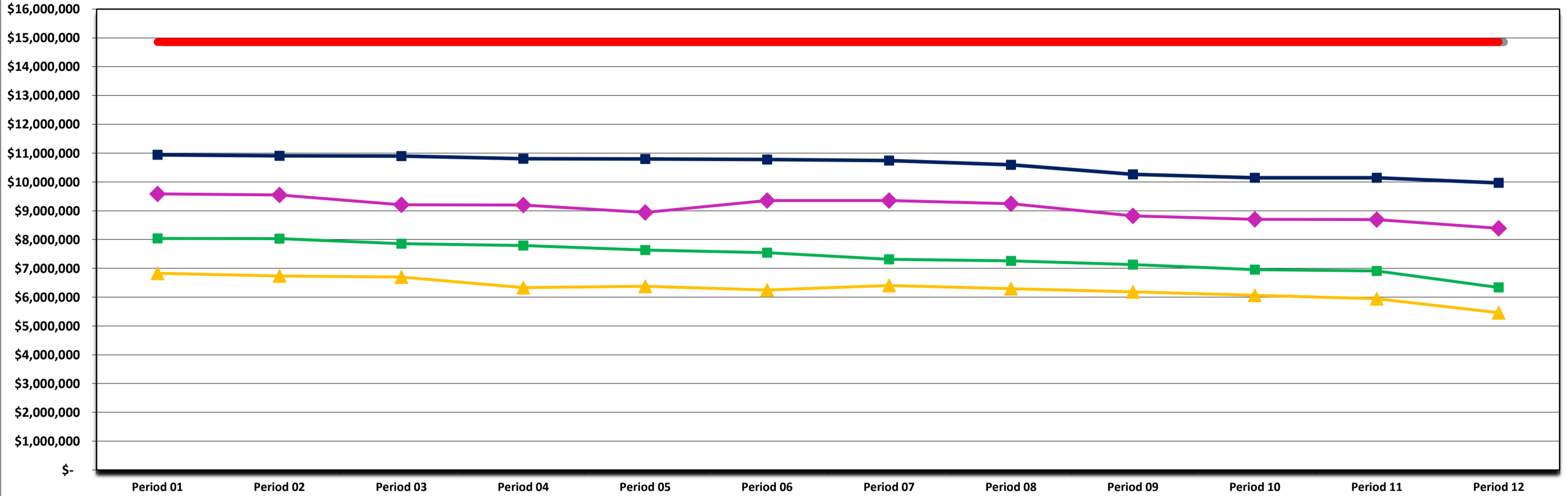
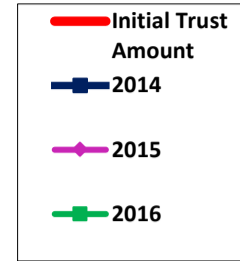
	Oct-16	Nov-16	Dec-16	Jan-17	Feb-17	Mar-17	Apr-17	May-17	Jun-17	Jul-17	Aug-17	Sep-17	FY2017 Cumulative Total
Revenues:													
Federal and state funds	\$ -	\$ -	\$ -	\$ -	\$ 110,436	\$ -	\$ 245,471	\$ -	\$ -	\$ -	\$ -	\$ -	\$ 355,907
Fees and charges for services	13,038	11,384	11,446	10,699	7,935	9,709	11,380	9,503	9,469	11,472	27,441	10,868	144,344
Rental revenues	90,884	90,884	91,594	90,344	93,174	89,717	91,923	91,923	91,923	91,923	91,923	92,370	1,098,582
Interest	(2,128)	(25,432)	2,105	4,370	33,578	2,219	3,579	2,587	5,467	4,994	4,015	3,630	38,984
Miscellaneous	1,625	1,519	60	3,274	100	4,379	105	3,306	168	1,789	3,539	1,727	21,591
Total revenues	103,419	78,355	105,205	108,687	245,223	106,024	352,458	107,319	107,027	110,178	126,918	108,595	1,659,408
Expenditures:													
Current:													
Health and Welfare:													
Salaries and benefits	98,216	122,706	136,612	136,626	136,313	200,545	146,853	178,079	176,448	185,055	178,036	326,734	2,022,223
Training and travel	-	3,208	1,506	1,036	1,793	6,722	9,014	4,585	9	1,076	2,545	1,048	32,542
Maintenance and operating	10,309	17,382	4,375	329,730	58,456	21,095	31,714	24,283	31,500	40,355	54,842	255,243	879,284
Total health and welfare	108,525	143,296	142,493	467,392	196,562	228,362	187,581	206,947	207,957	226,486	235,423	583,025	2,934,049
Public Facilities:													
Maintenance and operating	697	9,218	3,621	6,066	7,230	5,686	6,262	7,717	7,520	6,801	8,640	12,883	82,341
Total public facilities	697	9,218	3,621	6,066	7,230	5,686	6,262	7,717	7,520	6,801	8,640	12,883	82,341
Capital Outlay:													
Health and Welfare	-	18,149	-	-	-	-	-	-	-	-	-	-	18,149
Total Capital Outlay	-	18,149	-	-	-	-	-	-	-	-	-	-	18,149
Total expenditures	109,222	170,663	146,114	473,458	203,792	234,048	193,843	214,664	215,477	233,287	244,063	595,908	3,034,539
Excess (deficiency) of revenues over (under) expenditures	(5,803)	(92,308)	(40,909)	(364,771)	41,431	(128,024)	158,615	(107,345)	(108,450)	(123,109)	(117,145)	(487,313)	(1,375,131)
Other financing sources (uses):													
Transfers in	500,000	-	-	-	-	-	-	-	-	-	-	-	500,000
Total other financing sources (uses)	500,000	-	-	-	-	-	-	-	-	-	-	-	500,000
Net change in fund balance	494,197	(92,308)	(40,909)	(364,771)	41,431	(128,024)	158,615	(107,345)	(108,450)	(123,109)	(117,145)	(487,313)	(875,131)
Fund balance – beginning	6,335,279	6,829,476	6,737,168	6,696,259	6,331,488	6,372,919	6,244,895	6,403,510	6,296,165	6,187,715	6,064,606	5,947,461	6,335,279
Fund balance – ending	\$ 6,829,476	\$ 6,737,168	\$ 6,696,259	\$ 6,331,488	\$ 6,372,919	\$ 6,244,895	\$ 6,403,510	\$ 6,296,165	\$ 6,187,715	\$ 6,064,606	\$ 5,947,461	\$ 5,460,148	\$ 5,460,148

COLLIN COUNTY, TEXAS
Comparison of Revenues and Expenditures
Health Care Foundation Special Revenue Fund
For the Month of September
(Unaudited)
(Interim report numbers are subject to change)

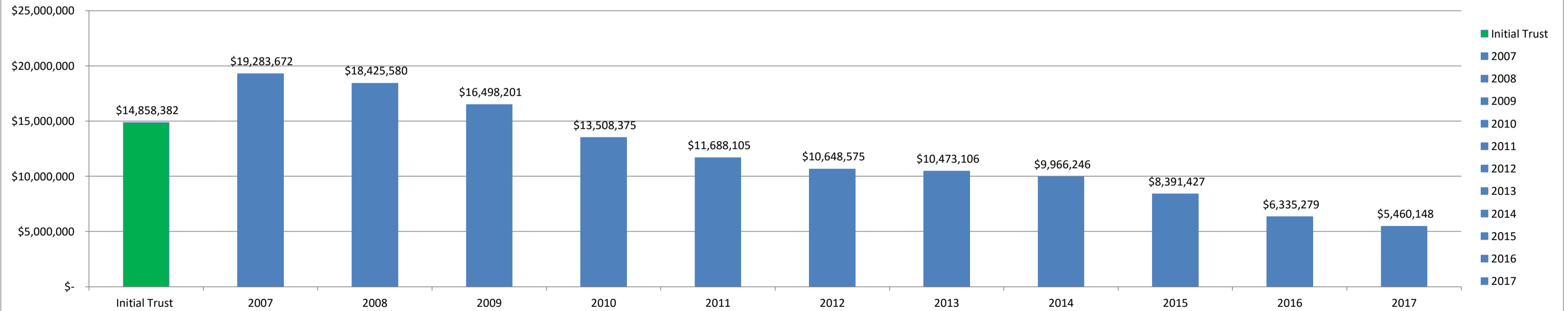
	<u>Sep-17</u>	<u>Sep-16</u>	<u>Sep-15</u>	<u>Sep-14</u>	<u>Sep-13</u>
Revenues:					
Fees and charges for services	\$ 10,868	\$ 13,505	\$ 13,839	\$ 18,880	\$ 20,462
Rental revenues	92,370	90,884	89,813	171,593	89,116
Interest	3,630	23,604	23,587	(25,392)	11,308
Miscellaneous	<u>1,727</u>	<u>3,214</u>	<u>1,513</u>	<u>3,753</u>	<u>4,667</u>
Total revenues	<u>108,595</u>	<u>131,207</u>	<u>128,752</u>	<u>168,834</u>	<u>125,553</u>
Expenditures:					
Current:					
Health and Welfare:					
Salaries and benefits	326,734	342,837	260,517	219,997	199,717
Training and travel	1,048	3,808	3,347	2,803	204
Maintenance and operating	<u>255,243</u>	<u>299,068</u>	<u>138,506</u>	<u>105,280</u>	<u>174,468</u>
Total health and welfare	<u>583,025</u>	<u>645,713</u>	<u>402,370</u>	<u>328,080</u>	<u>374,389</u>
Public Facilities:					
Maintenance and operating	<u>12,883</u>	<u>15,637</u>	<u>25,058</u>	<u>15,737</u>	<u>12,524</u>
Total public facilities	<u>12,883</u>	<u>15,637</u>	<u>25,058</u>	<u>15,737</u>	<u>12,524</u>
Capital Outlay:					
Health and Welfare	<u>-</u>	<u>43,498</u>	<u>-</u>	<u>-</u>	<u>-</u>
Total Capital Outlay	<u>-</u>	<u>43,498</u>	<u>-</u>	<u>-</u>	<u>-</u>
Total expenditures	<u>\$ 595,908</u>	<u>\$ 704,848</u>	<u>\$ 427,428</u>	<u>\$ 343,817</u>	<u>\$ 386,913</u>

Healthcare Foundation Special Revenue Fund

Fund Balance at End of Period
(Includes Capital Assets)



Fund Balance at Fiscal Year End (Includes Capital Assets)



Healthcare Foundation Special Revenue Fund Fund Balance at Fiscal Year End (Capital Assets not Included)

