

COLLIN COUNTY, TEXAS

Balance Sheet

Health Care Foundation Special Revenue Fund

October 31, 2017

(Unaudited)

(Interim report numbers are subject to change)

Assets:

Current assets:

Cash	\$	3,619,449
Investments		<u>3,450,161</u>
Total current assets		<u>7,069,610</u>

Capital assets (net of accumulated depreciation):

Land		479,512
Buildings and systems		1,658,922
Machinery and equipment		<u>66,257</u>
Total capital assets		<u>2,204,691</u>

Total assets 9,274,301

Liabilities:

Accounts payable		23,015
Lease deposits payable		<u>22,168</u>
Total liabilities		<u>45,183</u>

Fund Balances:

Restricted		<u>9,229,118</u>
Total fund balances		<u>9,229,118</u>
Total liabilities and fund balances	\$	<u><u>9,274,301</u></u>

COLLIN COUNTY, TEXAS

Schedule of Revenues, Expenditures, and
Changes in Fund Balance – Budget and Actual
Health Care Foundation Special Revenue Fund
For the One Month Ended October 31, 2017
(Unaudited)

(Interim report numbers are subject to change)

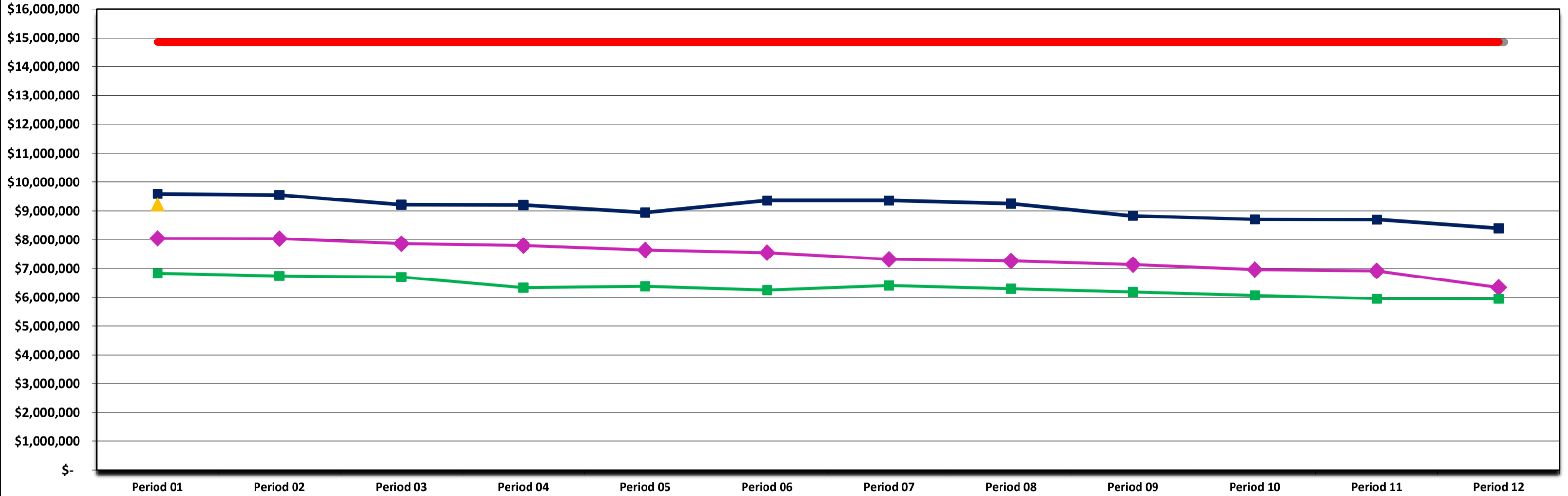
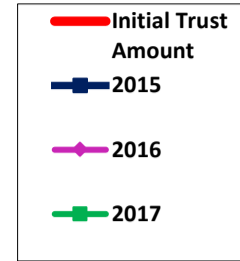
	Budget		Actual	Variance with Revised Budget positive (negative)
	Original	Revised		
Revenues:				
Federal and state funds	\$ 40,000	\$ 40,000	\$ -	\$ (40,000)
Fees and charges for services	105,800	105,800	9,504	(96,296)
Rental revenues	1,093,453	1,093,453	92,372	(1,001,081)
Interest	20,000	20,000	4,424	(15,576)
Miscellaneous	19,000	19,000	100	(18,900)
Total revenues	<u>1,278,253</u>	<u>1,278,253</u>	<u>106,400</u>	<u>(1,171,853)</u>
Expenditures:				
Current:				
Health and Welfare:				
Salaries and benefits	2,431,542	2,431,542	103,484	2,328,058
Training and travel	46,000	48,568	-	48,568
Maintenance and operating	1,845,244	2,230,334	20,558	2,209,776
Total health and welfare	<u>4,322,786</u>	<u>4,710,444</u>	<u>124,042</u>	<u>4,586,402</u>
Public Facilities:				
Maintenance and operating	183,509	183,649	2,200	181,449
Total public facilities	<u>183,509</u>	<u>183,649</u>	<u>2,200</u>	<u>181,449</u>
Capital Outlay:				
Health and Welfare	-	17,600	-	17,600
Total Capital Outlay	<u>-</u>	<u>17,600</u>	<u>-</u>	<u>17,600</u>
Total expenditures	<u>4,506,295</u>	<u>4,911,693</u>	<u>126,242</u>	<u>4,785,451</u>
Excess (deficiency) of revenues over (under) expenditures	<u>(3,228,042)</u>	<u>(3,633,440)</u>	<u>(19,842)</u>	<u>3,613,598</u>
Other financing sources (uses):				
Transfers in	3,300,000	3,300,000	3,300,000	-
Total other financing sources (uses)	<u>3,300,000</u>	<u>3,300,000</u>	<u>3,300,000</u>	<u>-</u>
Net change in fund balance	71,958	(333,440)	3,280,158	<u>\$ 3,613,598</u>
Fund balance – beginning	<u>5,948,960</u>	<u>5,948,960</u>	<u>5,948,960</u>	
Fund balance – ending	<u>\$ 6,020,918</u>	<u>\$ 5,615,520</u>	<u>\$ 9,229,118</u>	

COLLIN COUNTY, TEXAS
Comparison of Revenues and Expenditures
Health Care Foundation Special Revenue Fund
For the Month of October
(Unaudited)
(Interim report numbers are subject to change)

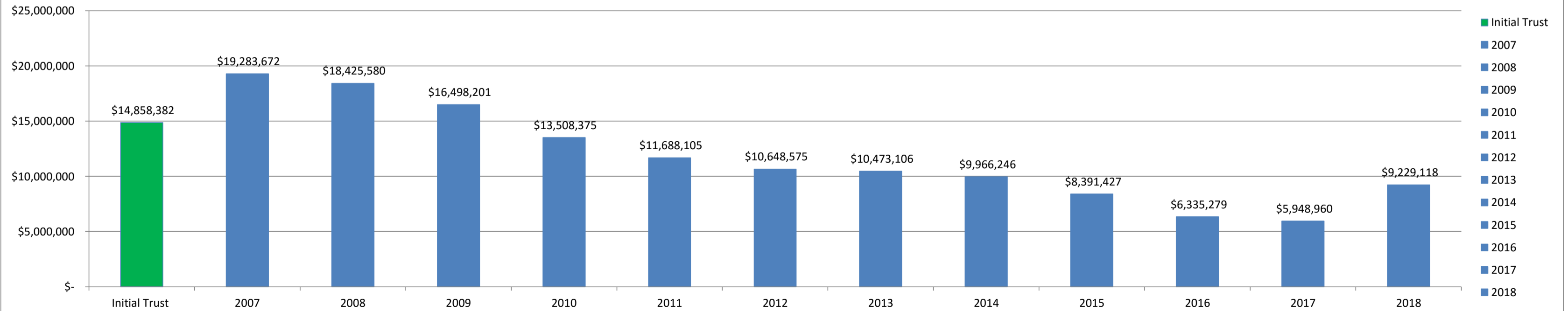
	<u>Oct-17</u>	<u>Oct-16</u>	<u>Oct-15</u>	<u>Oct-14</u>	<u>Oct-13</u>
Revenues:					
Fees and charges for services	\$ 9,504	\$ 13,038	\$ 11,431	\$ 22,625	\$ 19,858
Rental revenues	92,372	90,884	91,924	91,475	90,347
Interest	4,424	(2,128)	(12,807)	15,954	62,180
Miscellaneous	100	1,625	2,006	-	77,345
Total revenues	<u>106,400</u>	<u>103,419</u>	<u>92,554</u>	<u>130,054</u>	<u>249,730</u>
Expenditures:					
Current:					
Health and Welfare:					
Salaries and benefits	103,484	98,216	89,628	93,639	48,148
Training and travel	-	-	75	76	-
Maintenance and operating	<u>20,558</u>	<u>10,309</u>	<u>218,786</u>	<u>3,897</u>	<u>7,988</u>
Total health and welfare	<u>124,042</u>	<u>108,525</u>	<u>308,489</u>	<u>97,612</u>	<u>56,136</u>
Public Facilities:					
Maintenance and operating	<u>2,200</u>	<u>697</u>	<u>1,806</u>	<u>1,718</u>	<u>2,314</u>
Total public facilities	<u>2,200</u>	<u>697</u>	<u>1,806</u>	<u>1,718</u>	<u>2,314</u>
Total expenditures	<u>\$ 126,242</u>	<u>\$ 109,222</u>	<u>\$ 310,295</u>	<u>\$ 99,330</u>	<u>\$ 58,450</u>

Healthcare Foundation Special Revenue Fund

Fund Balance at End of Period
(Includes Capital Assets)



Fund Balance at Fiscal Year End (Includes Capital Assets)



Healthcare Foundation Special Revenue Fund Fund Balance at Fiscal Year End (Capital Assets not Included)

