

**COLLIN COUNTY, TEXAS**

Balance Sheet

Health Care Foundation Special Revenue Fund

November 30, 2017

(Unaudited)

(Interim report numbers are subject to change)

Assets:

Current assets:

Cash	\$	292,212
Investments		<u>6,715,428</u>
Total current assets		<u>7,007,640</u>

Capital assets (net of accumulated depreciation):

Land		479,512
Buildings and systems		1,658,922
Machinery and equipment		<u>66,257</u>
Total capital assets		<u>2,204,691</u>

Total assets 9,212,331

Liabilities:

Lease deposits payable		<u>22,168</u>
Total liabilities		<u>22,168</u>

Fund Balances:

Restricted		<u>9,190,163</u>
Total fund balances		<u>9,190,163</u>
Total liabilities and fund balances	\$	<u><u>9,212,331</u></u>

**COLLIN COUNTY, TEXAS**  
Schedule of Revenues, Expenditures, and  
Changes in Fund Balance – Budget and Actual  
Health Care Foundation Special Revenue Fund  
For the Two Months Ended November 30, 2017  
(Unaudited)  
(Interim report numbers are subject to change)

	<u>Budget</u>		<u>Actual</u>	<b>Variance with Revised Budget positive (negative)</b>
	<u>Original</u>	<u>Revised</u>		<u>(negative)</u>
<b>Revenues:</b>				
Federal and state funds	\$ 40,000	\$ 40,000	\$ -	\$ (40,000)
Fees and charges for services	105,800	105,800	18,188	(87,612)
Rental revenues	1,093,453	1,093,453	184,743	(908,710)
Interest	20,000	20,000	10,692	(9,308)
Miscellaneous	19,000	19,000	145	(18,855)
Total revenues	<u>1,278,253</u>	<u>1,278,253</u>	<u>213,768</u>	<u>(1,064,485)</u>
<b>Expenditures:</b>				
<b>Current:</b>				
<b>Health and Welfare:</b>				
Salaries and benefits	2,431,542	2,431,542	216,686	2,214,856
Training and travel	46,000	48,568	5,048	43,520
Maintenance and operating	1,845,244	2,230,334	46,550	2,183,784
Total health and welfare	<u>4,322,786</u>	<u>4,710,444</u>	<u>268,284</u>	<u>4,442,160</u>
<b>Public Facilities:</b>				
Maintenance and operating	183,509	183,649	4,281	179,368
Total public facilities	<u>183,509</u>	<u>183,649</u>	<u>4,281</u>	<u>179,368</u>
<b>Capital Outlay:</b>				
Health and Welfare	-	17,600	-	17,600
Total Capital Outlay	<u>-</u>	<u>17,600</u>	<u>-</u>	<u>17,600</u>
Total expenditures	<u>4,506,295</u>	<u>4,911,693</u>	<u>272,565</u>	<u>4,639,128</u>
Excess (deficiency) of revenues over (under) expenditures	<u>(3,228,042)</u>	<u>(3,633,440)</u>	<u>(58,797)</u>	<u>3,574,643</u>
<b>Other financing sources (uses):</b>				
Transfers in	3,300,000	3,300,000	3,300,000	-
Total other financing sources (uses)	<u>3,300,000</u>	<u>3,300,000</u>	<u>3,300,000</u>	<u>-</u>
Net change in fund balance	71,958	(333,440)	3,241,203	<u>\$ 3,574,643</u>
Fund balance – beginning	<u>5,948,960</u>	<u>5,948,960</u>	<u>5,948,960</u>	
Fund balance – ending	<u>\$ 6,020,918</u>	<u>\$ 5,615,520</u>	<u>\$ 9,190,163</u>	

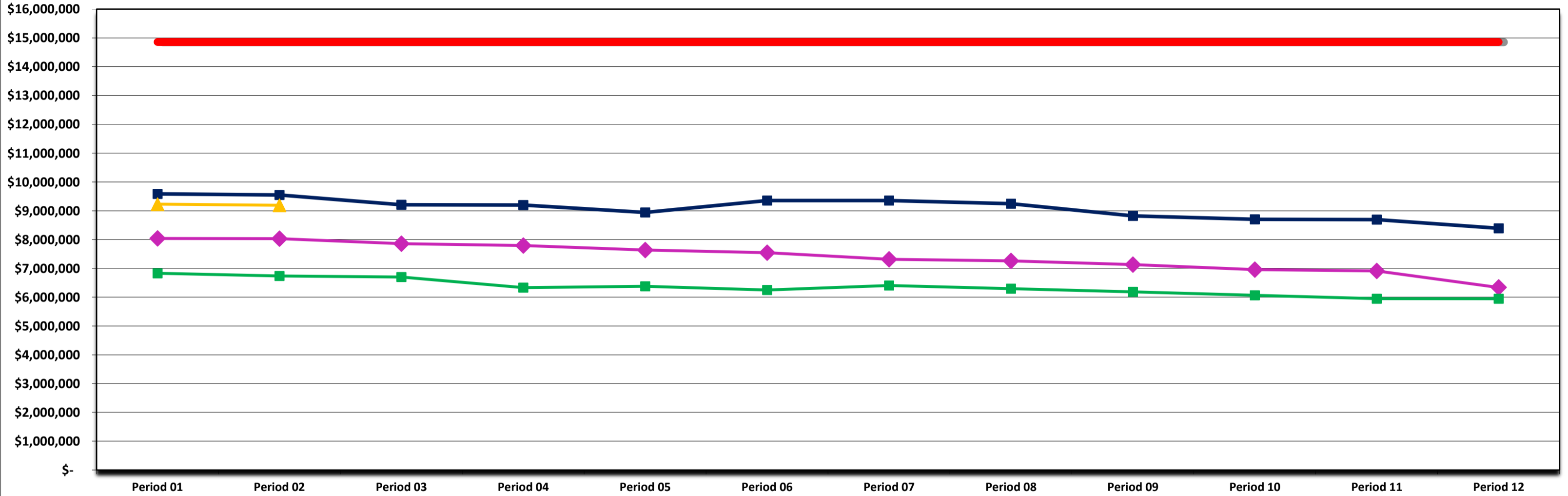
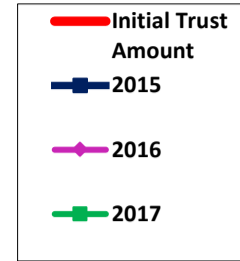


**COLLIN COUNTY, TEXAS**  
**Comparison of Revenues and Expenditures**  
**Health Care Foundation Special Revenue Fund**  
**For the Month of November**  
**(Unaudited)**  
(Interim report numbers are subject to change)

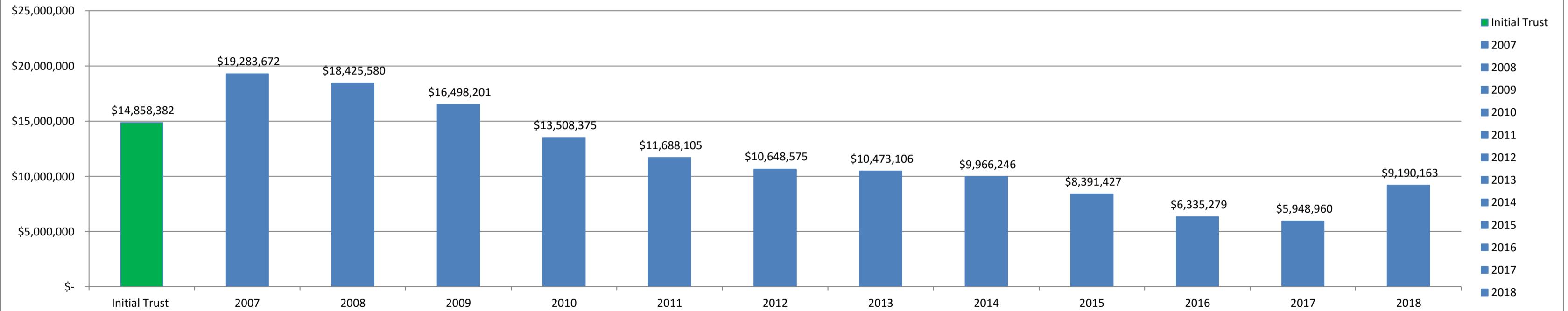
	<u>Nov-17</u>	<u>Nov-16</u>	<u>Nov-15</u>	<u>Nov-14</u>	<u>Nov-13</u>
<b>Revenues:</b>					
Fees and charges for services	\$ 8,684	\$ 11,384	\$ 7,624	\$ 13,522	\$ 16,273
Rental revenues	92,371	90,884	89,492	88,497	94,347
Interest	6,267	(25,432)	3,245	(4,013)	1,004
Miscellaneous	45	1,519	-	1,915	-
Total revenues	<u>107,367</u>	<u>78,355</u>	<u>100,361</u>	<u>99,921</u>	<u>111,624</u>
<b>Expenditures:</b>					
<b>Current:</b>					
<b>Health and Welfare:</b>					
Salaries and benefits	113,202	122,706	93,814	90,084	119,376
Training and travel	5,048	3,208	1,055	(26)	759
Maintenance and operating	25,992	17,382	11,849	46,199	17,977
Total health and welfare	<u>144,242</u>	<u>143,296</u>	<u>106,718</u>	<u>136,257</u>	<u>138,112</u>
<b>Public Facilities:</b>					
Maintenance and operating	2,081	9,218	3,454	4,072	8,279
Total public facilities	<u>2,081</u>	<u>9,218</u>	<u>3,454</u>	<u>4,072</u>	<u>8,279</u>
<b>Capital Outlay:</b>					
Health and Welfare	-	18,149	-	-	-
Total Capital Outlay	<u>-</u>	<u>18,149</u>	<u>-</u>	<u>-</u>	<u>-</u>
Total expenditures	<u>\$ 146,323</u>	<u>\$ 170,663</u>	<u>\$ 110,172</u>	<u>\$ 140,329</u>	<u>\$ 146,391</u>

## Healthcare Foundation Special Revenue Fund

Fund Balance at End of Period  
(Includes Capital Assets)



## Fund Balance at Fiscal Year End (Includes Capital Assets)



### Healthcare Foundation Special Revenue Fund Fund Balance at Fiscal Year End (Capital Assets not Included)

