

**COLLIN COUNTY, TEXAS**

Balance Sheet

Health Care Foundation Special Revenue Fund

February 28, 2018

(Unaudited)

(Interim report numbers are subject to change)

Assets:

Current assets:

Cash	\$	330,083
Investments		<u>6,683,925</u>
Total current assets		<u>7,014,008</u>

Capital assets (net of accumulated depreciation):

Land		479,512
Buildings and systems		1,658,922
Machinery and equipment		<u>66,257</u>
Total capital assets		<u>2,204,691</u>

Total assets 9,218,699

Liabilities:

Lease deposits payable		<u>22,168</u>
Total liabilities		<u>22,168</u>

Fund Balances:

Restricted		<u>9,196,531</u>
Total fund balances		<u>9,196,531</u>
Total liabilities and fund balances	\$	<u><u>9,218,699</u></u>

**COLLIN COUNTY, TEXAS**

Schedule of Revenues, Expenditures, and  
Changes in Fund Balance – Budget and Actual  
Health Care Foundation Special Revenue Fund  
For the Five Months Ended February 28, 2018  
(Unaudited)

(Interim report numbers are subject to change)

	Budget		Actual	Variance with Revised Budget positive (negative)
	Original	Revised	Actual	(negative)
Revenues:				
Federal and state funds	\$ 40,000	\$ 40,000	\$ 640,000	\$ 600,000
Fees and charges for services	105,800	105,800	46,191	(59,609)
Rental revenues	1,093,453	1,093,453	461,858	(631,595)
Interest	20,000	20,000	35,229	15,229
Miscellaneous	19,000	19,000	6,927	(12,073)
Total revenues	<u>1,278,253</u>	<u>1,278,253</u>	<u>1,190,205</u>	<u>(88,048)</u>
Expenditures:				
Current:				
Health and Welfare:				
Salaries and benefits	2,431,542	2,431,542	605,035	1,826,507
Training and travel	46,000	48,568	9,728	38,840
Maintenance and operating	1,845,244	2,230,334	601,830	1,628,504
Total health and welfare	<u>4,322,786</u>	<u>4,710,444</u>	<u>1,216,593</u>	<u>3,493,851</u>
Public Facilities:				
Maintenance and operating	183,509	183,649	26,041	157,608
Total public facilities	<u>183,509</u>	<u>183,649</u>	<u>26,041</u>	<u>157,608</u>
Capital Outlay:				
Health and Welfare	-	17,600	-	17,600
Total Capital Outlay	<u>-</u>	<u>17,600</u>	<u>-</u>	<u>17,600</u>
Total expenditures	<u>4,506,295</u>	<u>4,911,693</u>	<u>1,242,634</u>	<u>3,669,059</u>
Excess (deficiency) of revenues over (under) expenditures	<u>(3,228,042)</u>	<u>(3,633,440)</u>	<u>(52,429)</u>	<u>3,581,011</u>
Other financing sources (uses):				
Transfers in	3,300,000	3,300,000	3,300,000	-
Total other financing sources (uses)	<u>3,300,000</u>	<u>3,300,000</u>	<u>3,300,000</u>	<u>-</u>
Net change in fund balance	71,958	(333,440)	3,247,571	<u>\$ 3,581,011</u>
Fund balance – beginning	<u>5,948,960</u>	<u>5,948,960</u>	<u>5,948,960</u>	
Fund balance – ending	<u>\$ 6,020,918</u>	<u>\$ 5,615,520</u>	<u>\$ 9,196,531</u>	

**COLLIN COUNTY, TEXAS**  
Schedule of Revenues, Expenditures, and  
Changes in Fund Balance  
Health Care Foundation Special Revenue Fund  
Fiscal Year 2018  
For the Five Months Ended February 28, 2018  
(Unaudited)  
(Interim report numbers are subject to change)

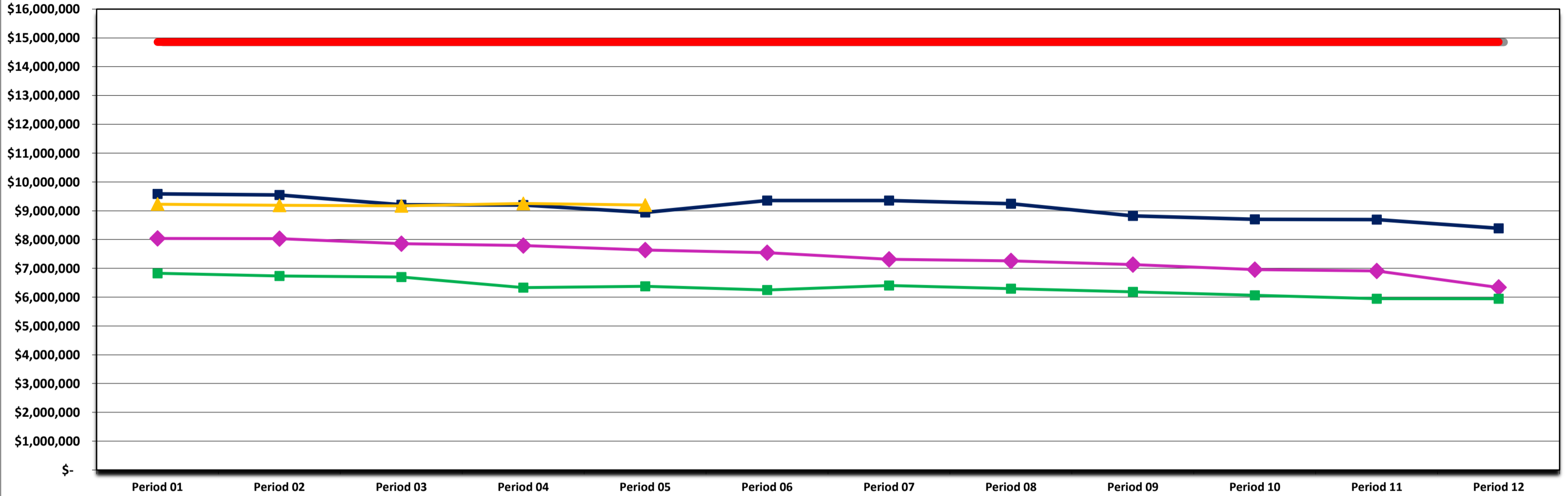
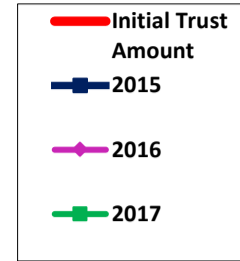
	<b>Oct-17</b>	<b>Nov-17</b>	<b>Dec-17</b>	<b>Jan-18</b>	<b>Feb-18</b>	<b>FY2018 Cumulative Total</b>
<b>Revenues:</b>						
Federal and state funds	\$ -	\$ -	\$ -	\$ 640,000	\$ -	\$ 640,000
Fees and charges for services	9,504	8,685	6,319	12,270	9,413	46,191
Rental revenues	92,372	92,372	92,372	92,372	92,370	461,858
Interest	5,121	6,369	8,423	9,066	6,250	35,229
Miscellaneous	100	45	1,608	1,693	3,481	6,927
Total revenues	<u>107,097</u>	<u>107,471</u>	<u>108,722</u>	<u>755,401</u>	<u>111,514</u>	<u>1,190,205</u>
<b>Expenditures:</b>						
<b>Current:</b>						
<b>Health and Welfare:</b>						
Salaries and benefits	103,484	113,202	115,199	133,216	139,934	605,035
Training and travel	-	5,048	311	4,106	263	9,728
Maintenance and operating	20,558	25,992	9,977	523,303	22,000	601,830
Total health and welfare	<u>124,042</u>	<u>144,242</u>	<u>125,487</u>	<u>660,625</u>	<u>162,197</u>	<u>1,216,593</u>
<b>Public Facilities:</b>						
Maintenance and operating	2,200	2,081	4,116	12,419	5,225	26,041
Total public facilities	<u>2,200</u>	<u>2,081</u>	<u>4,116</u>	<u>12,419</u>	<u>5,225</u>	<u>26,041</u>
Total expenditures	<u>126,242</u>	<u>146,323</u>	<u>129,603</u>	<u>673,044</u>	<u>167,422</u>	<u>1,242,634</u>
Excess (deficiency) of revenues over (under) expenditures	(19,145)	(38,852)	(20,881)	82,357	(55,908)	(52,429)
<b>Other financing sources (uses):</b>						
Transfers in	3,300,000	-	-	-	-	3,300,000
Total other financing sources (uses)	<u>3,300,000</u>	<u>-</u>	<u>-</u>	<u>-</u>	<u>-</u>	<u>3,300,000</u>
Net change in fund balance	3,280,855	(38,852)	(20,881)	82,357	(55,908)	3,247,571
Fund balance – beginning	5,948,960	9,229,815	9,190,963	9,170,082	9,252,439	5,948,960
Fund balance – ending	<u>\$ 9,229,815</u>	<u>\$ 9,190,963</u>	<u>\$ 9,170,082</u>	<u>\$ 9,252,439</u>	<u>\$ 9,196,531</u>	<u>\$ 9,196,531</u>

**COLLIN COUNTY, TEXAS**  
**Comparison of Revenues and Expenditures**  
**Health Care Foundation Special Revenue Fund**  
**For the Month of February**  
**(Unaudited)**  
(Interim report numbers are subject to change)

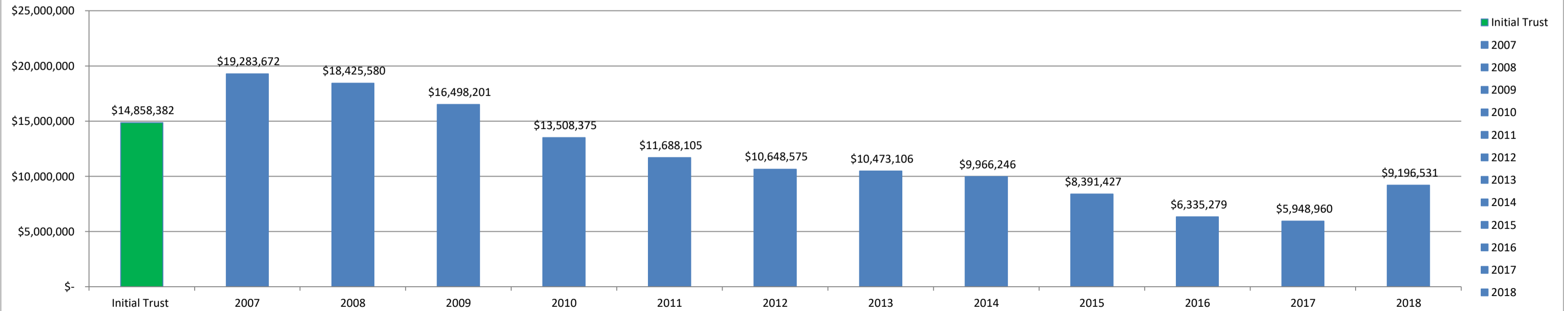
	<u>Feb-18</u>	<u>Feb-17</u>	<u>Feb-16</u>	<u>Feb-15</u>	<u>Feb-14</u>
<b>Revenues:</b>					
Federal and state funds	\$ -	\$ 110,436	\$ 100,590	\$ -	\$ -
Fees and charges for services	9,413	7,935	9,766	14,087	11,961
Rental revenues	92,370	93,174	90,259	89,313	91,848
Interest	6,250	33,578	3,541	3,010	1,076
Miscellaneous	3,481	100	3,434	2,199	4,518
Total revenues	<u>111,514</u>	<u>245,223</u>	<u>207,590</u>	<u>108,609</u>	<u>109,403</u>
<b>Expenditures:</b>					
<b>Current:</b>					
<b>Health and Welfare:</b>					
Salaries and benefits	139,934	136,313	111,778	106,806	92,322
Training and travel	263	1,793	1,895	364	197
Maintenance and operating	22,000	58,456	243,720	248,259	12,641
Total health and welfare	<u>162,197</u>	<u>196,562</u>	<u>357,393</u>	<u>355,429</u>	<u>105,160</u>
<b>Public Facilities:</b>					
Maintenance and operating	5,225	7,230	5,365	4,572	5,543
Total public facilities	<u>5,225</u>	<u>7,230</u>	<u>5,365</u>	<u>4,572</u>	<u>5,543</u>
Total expenditures	<u>\$ 167,422</u>	<u>\$ 203,792</u>	<u>\$ 362,758</u>	<u>\$ 360,001</u>	<u>\$ 110,703</u>

## Healthcare Foundation Special Revenue Fund

Fund Balance at End of Period  
(Includes Capital Assets)



## Fund Balance at Fiscal Year End (Includes Capital Assets)



### Healthcare Foundation Special Revenue Fund Fund Balance at Fiscal Year End (Capital Assets not Included)

