

COLLIN COUNTY, TEXAS

Balance Sheet

Health Care Foundation Special Revenue Fund

March 31, 2018

(Unaudited)

(Interim report numbers are subject to change)

Assets:

Current assets:

Cash	\$	110,700
Investments		<u>6,666,039</u>
Total current assets		<u>6,776,739</u>

Capital assets (net of accumulated depreciation):

Land		479,512
Buildings and systems		1,658,922
Machinery and equipment		<u>66,257</u>
Total capital assets		<u>2,204,691</u>

Total assets 8,981,430

Liabilities:

Lease deposits payable		<u>22,168</u>
Total liabilities		<u>22,168</u>

Fund Balances:

Restricted		<u>8,959,262</u>
Total fund balances		<u>8,959,262</u>
Total liabilities and fund balances	\$	<u><u>8,981,430</u></u>

COLLIN COUNTY, TEXAS
Schedule of Revenues, Expenditures, and
Changes in Fund Balance – Budget and Actual
Health Care Foundation Special Revenue Fund
For the Six Months Ended March 31, 2018
(Unaudited)

(Interim report numbers are subject to change)

	<u>Budget</u>		<u>Actual</u>	Variance with Revised Budget positive (negative)
	<u>Original</u>	<u>Revised</u>		<u>(negative)</u>
Revenues:				
Federal and state funds	\$ 40,000	\$ 40,000	\$ 640,000	\$ 600,000
Fees and charges for services	105,800	105,800	57,080	(48,720)
Rental revenues	1,093,453	1,093,453	556,434	(537,019)
Interest	20,000	20,000	48,343	28,343
Miscellaneous	19,000	19,000	7,092	(11,908)
Total revenues	<u>1,278,253</u>	<u>1,278,253</u>	<u>1,308,949</u>	<u>30,696</u>
Expenditures:				
Current:				
Health and Welfare:				
Salaries and benefits	2,431,542	2,431,542	882,520	1,549,022
Training and travel	46,000	48,568	12,956	35,612
Maintenance and operating	1,845,244	2,230,334	668,458	1,561,876
Total health and welfare	<u>4,322,786</u>	<u>4,710,444</u>	<u>1,563,934</u>	<u>3,146,510</u>
Public Facilities:				
Maintenance and operating	183,509	183,649	34,713	148,936
Total public facilities	<u>183,509</u>	<u>183,649</u>	<u>34,713</u>	<u>148,936</u>
Capital Outlay:				
Health and Welfare	-	17,600	-	17,600
Total Capital Outlay	<u>-</u>	<u>17,600</u>	<u>-</u>	<u>17,600</u>
Total expenditures	<u>4,506,295</u>	<u>4,911,693</u>	<u>1,598,647</u>	<u>3,313,046</u>
Excess (deficiency) of revenues over (under) expenditures	<u>(3,228,042)</u>	<u>(3,633,440)</u>	<u>(289,698)</u>	<u>3,343,742</u>
Other financing sources (uses):				
Transfers in	3,300,000	3,300,000	3,300,000	-
Total other financing sources (uses)	<u>3,300,000</u>	<u>3,300,000</u>	<u>3,300,000</u>	<u>-</u>
Net change in fund balance	71,958	(333,440)	3,010,302	<u>\$ 3,343,742</u>
Fund balance – beginning	<u>5,948,960</u>	<u>5,948,960</u>	<u>5,948,960</u>	
Fund balance – ending	<u>\$ 6,020,918</u>	<u>\$ 5,615,520</u>	<u>\$ 8,959,262</u>	

COLLIN COUNTY, TEXAS
Schedule of Revenues, Expenditures, and
Changes in Fund Balance
Health Care Foundation Special Revenue Fund
Fiscal Year 2018
For the Six Months Ended March 31, 2018
(Unaudited)
(Interim report numbers are subject to change)

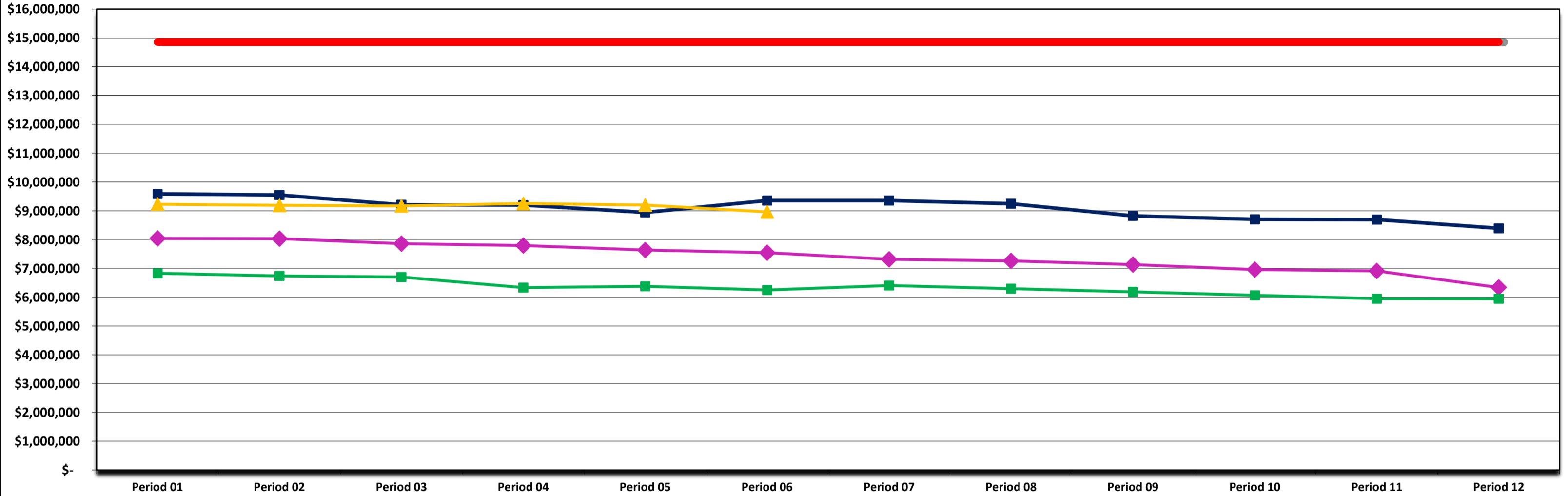
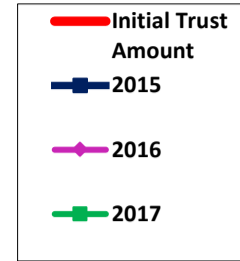
	Oct-17	Nov-17	Dec-17	Jan-18	Feb-18	Mar-18	FY2018 Cumulative Total
Revenues:							
Federal and state funds	\$ -	\$ -	\$ -	\$ 640,000	\$ -	\$ -	\$ 640,000
Fees and charges for services	9,504	8,685	6,319	12,270	9,413	10,889	57,080
Rental revenues	92,372	92,372	92,372	92,372	92,372	94,574	556,434
Interest	5,121	6,369	8,423	9,066	6,251	13,113	48,343
Miscellaneous	100	45	1,608	1,693	3,481	165	7,092
Total revenues	107,097	107,471	108,722	755,401	111,517	118,741	1,308,949
Expenditures:							
Current:							
Health and Welfare:							
Salaries and benefits	103,484	113,202	115,199	133,216	139,933	277,486	882,520
Training and travel	-	5,048	311	4,106	263	3,228	12,956
Maintenance and operating	20,558	25,992	9,977	523,303	22,001	66,627	668,458
Total health and welfare	124,042	144,242	125,487	660,625	162,197	347,341	1,563,934
Public Facilities:							
Maintenance and operating	2,200	2,081	4,116	12,419	5,225	8,672	34,713
Total public facilities	2,200	2,081	4,116	12,419	5,225	8,672	34,713
Total expenditures	126,242	146,323	129,603	673,044	167,422	356,013	1,598,647
Excess (deficiency) of revenues over (under) expenditures	(19,145)	(38,852)	(20,881)	82,357	(55,905)	(237,272)	(289,698)
Other financing sources (uses):							
Transfers in	3,300,000	-	-	-	-	-	3,300,000
Total other financing sources (uses)	3,300,000	-	-	-	-	-	3,300,000
Net change in fund balance	3,280,855	(38,852)	(20,881)	82,357	(55,905)	(237,272)	3,010,302
Fund balance – beginning	5,948,960	9,229,815	9,190,963	9,170,082	9,252,439	9,196,534	5,948,960
Fund balance – ending	\$ 9,229,815	\$ 9,190,963	\$ 9,170,082	\$ 9,252,439	\$ 9,196,534	\$ 8,959,262	\$ 8,959,262

COLLIN COUNTY, TEXAS
Comparison of Revenues and Expenditures
Health Care Foundation Special Revenue Fund
For the Month of March
(Unaudited)
(Interim report numbers are subject to change)

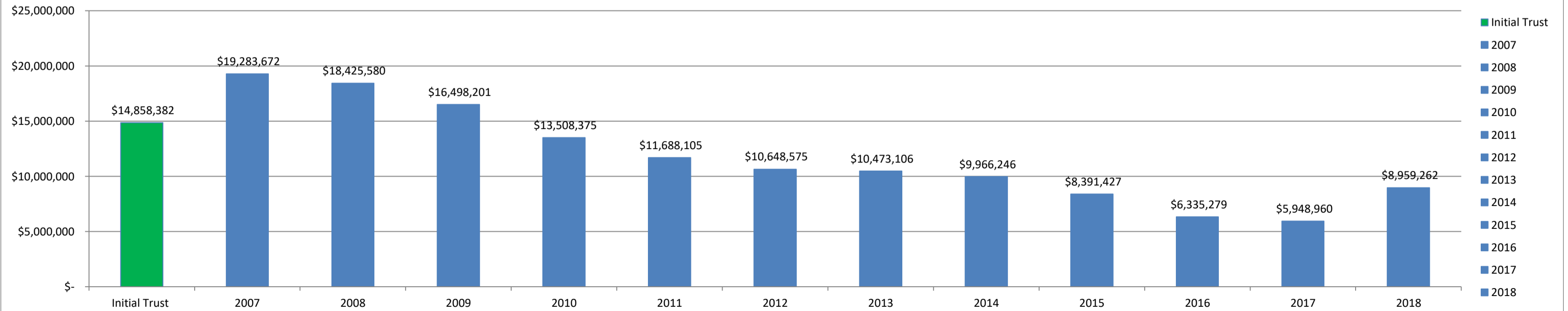
	<u>Mar-18</u>	<u>Mar-17</u>	<u>Mar-16</u>	<u>Mar-15</u>	<u>Mar-14</u>
Revenues:					
Federal and state funds	\$ -	\$ -	\$ 235	\$ 451,263	\$ -
Fees and charges for services	10,889	9,709	11,052	11,755	14,814
Rental revenues	94,574	89,717	90,884	89,313	91,796
Interest	13,113	2,219	3,456	2,731	(6,453)
Miscellaneous	165	4,379	1,561	3,343	36,010
Total revenues	<u>118,741</u>	<u>106,024</u>	<u>107,188</u>	<u>558,405</u>	<u>136,167</u>
Expenditures:					
Current:					
Health and Welfare:					
Salaries and benefits	277,486	200,545	123,427	108,602	102,343
Training and travel	3,228	6,722	1,809	2,123	1,416
Maintenance and operating	66,627	21,095	61,739	28,941	45,501
Total health and welfare	<u>347,341</u>	<u>228,362</u>	<u>186,975</u>	<u>139,666</u>	<u>149,260</u>
Public Facilities:					
Maintenance and operating	8,672	5,686	6,061	7,155	4,333
Total public facilities	<u>8,672</u>	<u>5,686</u>	<u>6,061</u>	<u>7,155</u>	<u>4,333</u>
Capital Outlay:					
Health and Welfare	-	-	-	-	7,283
Total Capital Outlay	<u>-</u>	<u>-</u>	<u>-</u>	<u>-</u>	<u>7,283</u>
Total expenditures	<u>\$ 356,013</u>	<u>\$ 234,048</u>	<u>\$ 193,036</u>	<u>\$ 146,821</u>	<u>\$ 160,876</u>

Healthcare Foundation Special Revenue Fund

Fund Balance at End of Period
(Includes Capital Assets)



Fund Balance at Fiscal Year End (Includes Capital Assets)



Healthcare Foundation Special Revenue Fund Fund Balance at Fiscal Year End (Capital Assets not Included)

