


COLLIN COUNTY AUDITOR



COLLIN COUNTY, TEXAS

HEALTH CARE FOUNDATION

MONTHLY FINANCIAL STATEMENTS (UNAUDITED)

FOR THE MONTH OF DECEMBER 2025

COLLIN COUNTY, TEXAS

Health Care Foundation Special Revenue Fund

Balance Sheet

December 31, 2025

(Unaudited)

(Interim report numbers are subject to change)

Assets:

Current assets:

Cash	\$ 109,365.10
Investments	<u>8,356,047.87</u>
Total current assets	<u>8,465,412.97</u>

Capital assets (net of accumulated depreciation):

Land	479,512.00
Buildings and systems	4,673,670.11
Machinery and equipment	<u>45,509.15</u>
Total capital assets	<u>5,198,691.26</u>

Total assets	<u><u>13,664,104.23</u></u>
--------------	-----------------------------

Liabilities:

Lease deposits payable	<u>26,540.34</u>
Total liabilities	<u>26,540.34</u>

Fund Balances:

Net investment in capital assets	5,198,691.26
Restricted	<u>8,438,872.63</u>
Total fund balances	<u>13,637,563.89</u>

Total liabilities and fund balances	<u><u>\$ 13,664,104.23</u></u>
-------------------------------------	--------------------------------

COLLIN COUNTY, TEXAS
Health Care Foundation Special Revenue Fund
Schedule of Revenues, Expenditures, and
Changes in Fund Balance – Budget and Actual
For the Three Months Ended December 31, 2025
(Unaudited)
(Interim report numbers are subject to change)

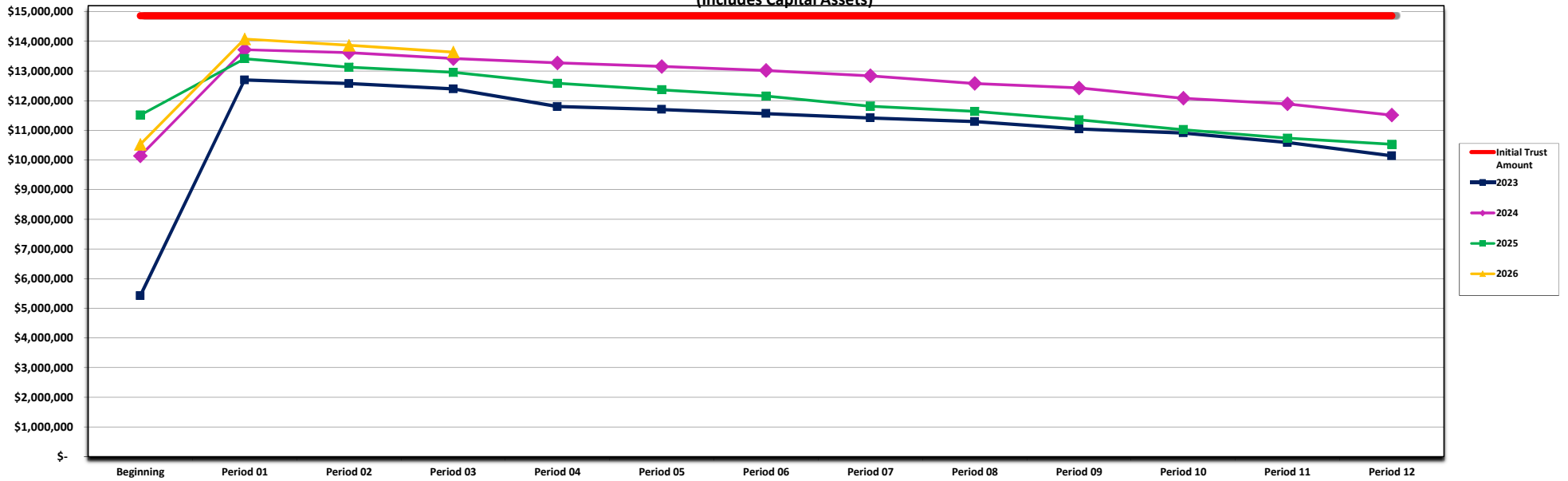
	<u>Budget</u>		<u>Actual</u>	Variance with Revised Budget positive (negative)
	<u>Original</u>	<u>Revised</u>		<u>(negative)</u>
Revenues:				
Federal and state funds	\$ 400,000.00	\$ 400,000.00	\$ 1,547.01	\$ (398,452.99)
Fees and charges for services	107,800.00	107,800.00	24,185.14	(83,614.86)
Rental revenues	1,158,585.00	1,158,585.00	290,089.09	(868,495.91)
Interest	227,000.00	227,000.00	87,005.06	(139,994.94)
Miscellaneous	<u>1,500.00</u>	<u>1,500.00</u>	<u>463.94</u>	<u>(1,036.06)</u>
Total revenues	<u>1,894,885.00</u>	<u>1,894,885.00</u>	<u>403,290.24</u>	<u>(1,491,594.76)</u>
Expenditures:				
Current:				
Health and Welfare:				
Salaries and benefits	4,769,507.00	4,769,507.00	976,075.24	3,793,431.76
Training and travel	74,500.00	74,500.00	584.26	73,915.74
Maintenance and operating	<u>1,776,311.00</u>	<u>2,855,266.47</u>	<u>90,823.82</u>	<u>2,764,442.65</u>
Total health and welfare	<u>6,620,318.00</u>	<u>7,699,273.47</u>	<u>1,067,483.32</u>	<u>6,631,790.15</u>
Public Facilities:				
Maintenance and operating	<u>171,008.00</u>	<u>171,008.00</u>	<u>24,952.23</u>	<u>146,055.77</u>
Total public facilities	<u>171,008.00</u>	<u>171,008.00</u>	<u>24,952.23</u>	<u>146,055.77</u>
Capital Outlay:				
Health and Welfare	<u>-</u>	<u>24,900.00</u>	<u>-</u>	<u>24,900.00</u>
Total Capital Outlay	<u>-</u>	<u>24,900.00</u>	<u>-</u>	<u>24,900.00</u>
Total expenditures	<u>6,791,326.00</u>	<u>7,895,181.47</u>	<u>1,092,435.55</u>	<u>6,802,745.92</u>
Excess (deficiency) of revenues over (under) expenditures	<u>(4,896,441.00)</u>	<u>(6,000,296.47)</u>	<u>(689,145.31)</u>	<u>5,311,151.16</u>
Other financing sources (uses):				
Transfers in	<u>3,800,000.00</u>	<u>3,800,000.00</u>	<u>3,800,000.00</u>	<u>-</u>
Total other financing sources (uses)	<u>3,800,000.00</u>	<u>3,800,000.00</u>	<u>3,800,000.00</u>	<u>-</u>
Net change in fund balance	(1,096,441.00)	(2,200,296.47)	3,110,854.69	<u>\$ 5,311,151.16</u>
Fund balance – beginning	<u>10,526,709.00</u>	<u>10,526,709.00</u>	<u>10,526,709.20</u>	
Fund balance – ending	<u>\$ 9,430,268.00</u>	<u>\$ 8,326,412.53</u>	<u>\$ 13,637,563.89</u>	

COLLIN COUNTY, TEXAS
Health Care Foundation Special Revenue Fund
Comparison of Revenues and Expenditures
For the Month of December

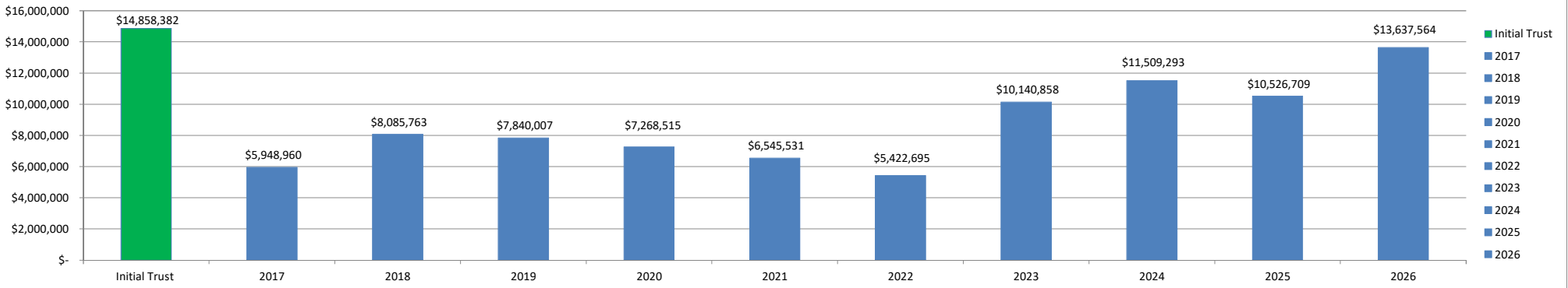
(Interim report numbers are subject to change)

	<u>Dec-2025</u>	<u>Dec-2024</u>	<u>Dec-2023</u>	<u>Dec-2022</u>	<u>Dec-2021</u>
Revenues:					
Federal and state funds	\$ 1,547.01	\$ -	\$ -	\$ -	\$ -
Fees and charges for services	7,798.00	11,343.51	9,002.00	8,288.00	5,031.68
Rental revenues	97,201.25	97,517.83	91,931.17	95,691.20	93,327.17
Interest	27,583.82	29,370.92	37,140.77	23,106.70	341.38
Miscellaneous	<u>268.94</u>	<u>68.00</u>	<u>40.00</u>	<u>85.00</u>	<u>363.00</u>
Total revenues	<u>134,399.02</u>	<u>138,300.26</u>	<u>138,113.94</u>	<u>127,170.90</u>	<u>99,063.23</u>
Expenditures:					
Current:					
Health and Welfare:					
Salaries and benefits	323,721.54	280,749.85	320,789.36	287,167.41	305,755.07
Training and travel	192.36	305.05	400.00	137.07	35.67
Maintenance and operating	<u>26,063.81</u>	<u>19,773.35</u>	<u>15,345.73</u>	<u>14,453.48</u>	<u>17,695.53</u>
Total health and welfare	<u>349,977.71</u>	<u>300,828.25</u>	<u>336,535.09</u>	<u>301,757.96</u>	<u>323,486.27</u>
Public Facilities:					
Maintenance and operating	<u>8,439.78</u>	<u>11,466.69</u>	<u>4,601.03</u>	<u>4,316.17</u>	<u>6,238.90</u>
Total public facilities	<u>8,439.78</u>	<u>11,466.69</u>	<u>4,601.03</u>	<u>4,316.17</u>	<u>6,238.90</u>
Total expenditures	<u>\$ 358,417.49</u>	<u>\$ 312,294.94</u>	<u>\$ 341,136.12</u>	<u>\$ 306,074.13</u>	<u>\$ 329,725.17</u>

Collin County, Texas Health Care Foundation Special Revenue Fund Fund Balance at End of Period (Includes Capital Assets)



Fund Balance at Fiscal Year End (Includes Capital Assets)



Collin County, Texas
Health Care Foundation Special Revenue Fund
Fund Balance at Fiscal Year End
(Capital Assets not Included)

