


# **COLLIN COUNTY AUDITOR**



**COLLIN COUNTY, TEXAS**  
**MONTHLY FINANCIAL STATEMENTS (UNAUDITED)**  
**FOR THE MONTH OF DECEMBER 2025**

**Collin County, Texas**  
 Unaudited Balance Sheet  
 Governmental Funds  
 December 31, 2025 and 2024

	December 31, 2025	December 31, 2024
<b>Assets:</b>		
Cash	\$ 71,962,960.36	\$ 146,868,073.52
Investments	1,442,331,747.00	1,369,637,980.76
Receivables:		
Taxes (net of allowance for uncollectible)	310,434,729.33	219,465,809.98
Fines and fees	1,202,893.50	-
Due from other governments	3,802,501.42	2,124,137.08
Due from other funds	-	2,500,000.00
Advance to other funds	-	169,177,322.58
Interest	2,050,052.67	1,610,801.42
Miscellaneous	71,345,472.06	38,503,628.04
Inventories	5,383,966.80	6,044,770.69
<b>Total Assets</b>	<b>\$ 1,908,514,323.14</b>	<b>\$ 1,955,932,524.07</b>
 <b>Liabilities, Deferred Inflows of Resources, and Fund Balances</b>		
<b>Liabilities:</b>		
Accounts payable	\$ 11,877,487.29	\$ 6,572,391.43
Payroll related costs payable	2,345,387.98	107,204.81
Lease deposits payable	60,355.84	53,905.84
Due to other governments	3,161,234.63	3,406,280.77
Unearned revenue	58,345,071.27	162,937,754.46
<b>Total Liabilities</b>	<b>75,789,537.01</b>	<b>173,077,537.31</b>
 <b>Deferred Inflows of Resources:</b>		
Unavailable revenue - fines and fees	1,202,893.50	-
Unavailable revenue - property taxes	311,149,753.49	202,314,617.23
<b>Total Deferred Inflows of Resources</b>	<b>312,352,646.99</b>	<b>202,314,617.23</b>
 <b>Fund Balances:</b>		
Nonspendable	5,383,966.80	175,222,093.27
Restricted	1,225,439,856.84	1,044,733,598.87
Committed	26,738,544.75	27,658,991.47
Unassigned	262,809,770.75	332,925,685.92
<b>Total Fund Balances</b>	<b>1,520,372,139.14</b>	<b>1,580,540,369.53</b>
<b>Total Liabilities, Deferred Inflows of Resources, and Fund Balances</b>	<b>\$ 1,908,514,323.14</b>	<b>\$ 1,955,932,524.07</b>

**Collin County, Texas**  
 Unaudited Statement of Revenues, Expenditures and Changes in Fund Balance  
 Governmental Funds  
 For the Three Months Ended December 31, 2025 and 2024

	December 31, 2025	December 31, 2024
<b>Revenues:</b>		
Property taxes	\$ 79,181,174.83	\$ 163,070,880.32
Fees and charges for services	9,119,450.56	9,772,591.71
Intergovernmental revenue	169,364,302.71	49,386,181.00
Fines and forfeitures	394,354.09	443,654.31
Rental revenues	363,892.41	345,118.49
Interest	13,726,617.52	14,030,326.64
Investment market adjustment *	430,137.10	(418,574.71)
Miscellaneous	378,872.68	169,880.03
Total Revenues	272,958,801.90	236,800,057.79
 <b>Expenditures:</b>		
Salaries and wages	54,522,899.68	52,817,298.20
Training and travel	196,268.83	186,909.83
Maintenance and operating	168,109,172.99	51,993,678.96
Capital projects - capital outlay	31,696,049.62	11,905,041.05
Debt service:		
Interest and fiscal charges	4,950.00	-
Bond issuance costs	-	(3,570.97)
Total Expenditures	254,529,341.12	116,899,357.07
Excess (deficiency) of revenues over (under) expenditures	18,429,460.78	119,900,700.72
 <b>Other financing sources (uses):</b>		
Transfers in	4,005,559.11	2,765,359.90
Transfers out	(4,051,889.11)	(2,367,248.89)
Sale of assets	-	1,852,286.00
Premium (discount) on sale of bonds	-	1.00
Total other financing sources (uses)	(46,330.00)	2,250,398.01
Net change in fund balances	18,383,130.78	122,151,098.73
 <b>Fund balance - beginning</b>	 1,501,989,008.36	 1,458,389,270.80
<b>Fund balance - ending</b>	<b>\$ 1,520,372,139.14</b>	<b>\$ 1,580,540,369.53</b>

\* Book entry only. Collin County holds all investments to maturity.

**Collin County, Texas**  
 Unaudited Balances of Cash and Investments - Beginning and Ending Balances  
 and Statement of Receipts and Disbursements by Fund  
 For the Three Months Ended December 31, 2025

Fund Name	Fund Number	Beginning Balance December 1, 2025	Dec-2025 Receipts	Dec-2025 Disbursements	Ending Balance December 31, 2025
<b>General Fund:</b>					
General Fund	0001	\$ 272,470,992.69	\$ 72,948,049.18	\$ 71,723,737.80	\$ 273,695,304.07
Housing Finance Corporation	0002	655,813.24	2,155.01	-	657,968.25
Records Archive	0003	17,504,950.39	236,660.34	144,770.34	17,596,840.39
District Courts Records Technology	0005	614,398.87	2,028.45	2,018.45	614,408.87
Courthouse Security	0029	976,506.64	118,817.16	165,972.36	929,351.44
Permanent Improvement	0499	<u>17,498,958.45</u>	<u>309,834.92</u>	<u>141,946.57</u>	<u>17,666,846.80</u>
Total General Fund		<u>309,721,620.28</u>	<u>73,617,545.06</u>	<u>72,178,445.52</u>	<u>311,160,719.82</u>
<b>Special Revenue Funds:</b>					
Road And Bridge	1010	78,606,565.95	904,381.49	2,264,495.76	77,246,451.68
Farm To Market	1011	25,459.29	83.89	-	25,543.18
Lateral Road	1012	1,720,622.92	5,667.31	-	1,726,290.23
Judicial Appellate	1013	533,485.03	9,073.33	-	542,558.36
Court Reporters	1015	812,864.77	39,801.17	34,099.21	818,566.73
Tax A/C Motor Vehicle Tax	1017	2.93	-	-	2.93
Law Library	1021	5,272,086.41	71,148.34	77,377.52	5,265,857.23
Farm Museum Memorial	1023	11,356.92	5.50	356.48	11,005.94
Open Space Parks	1024	2,864.32	1.42	-	2,865.74
County Clerk Rec Mgmt & Pres	1025	15,968,406.96	245,744.01	232,893.91	15,981,257.06
District Clerk Rec Mgmt & Pres	1026	1,397,462.54	41,883.18	31,238.94	1,408,106.78
Juvenile Delinquency Prevention	1027	3,239.27	-	-	3,239.27
Justice Court Technology	1028	780,274.64	11,332.45	2,562.91	789,044.18
Economic Development 2001	1031	810,092.38	2,585.42	-	812,677.80
Dangerous Wild Animal	1032	8,444.15	-	-	8,444.15
Contract Elections	1033	4,073,704.14	221,391.09	215,451.10	4,079,644.13
Election Equipment	1035	14,302.99	7.09	-	14,310.08
Sheriffs Forfeiture	1036	33,984.36	78.61	-	34,062.97
District Attorney Forfeiture	1037	1,436,765.84	28,412.32	37,065.66	1,428,112.50
DA Service Fee	1038	246,627.14	856.73	2,394.52	245,089.35
Myers Park Foundation	1039	2,236.40	4.78	-	2,241.18
Health Care Foundation	1040	8,689,431.44	285,858.42	509,876.89	8,465,412.97
Local Provider Participant Fund	1041	19,137,406.97	7,811.04	539,620.71	18,605,597.30
Child Abuse Prevention	1042	62,039.53	284.46	-	62,323.99
County Records Mgmt & Preservation	1044	1,136,790.36	20,493.67	3,472.40	1,153,811.63
District Records Mgmt & Preservation	1045	320,667.41	1,095.27	-	321,762.68
Juvenile Case Manager	1046	475,483.41	1,846.27	1,790.27	475,539.41
Court Initiated Guardianship	1047	783,749.33	8,854.95	5,584.95	787,019.33
Alternative Dispute Resolution	1048	315,446.75	53,390.30	12,000.00	356,837.05
DA Pre-Trial Intervention Program	1049	1,084,778.60	25,816.97	22,590.29	1,088,005.28
Specialty Court	1050	315,103.51	5,813.15	3,013.32	317,903.34
SCAAP	1051	3,478.10	11.20	-	3,489.30
County Courts Technology	1052	780,146.38	6,129.54	4,569.33	781,706.59
District Courts Technology	1053	781,524.00	6,781.19	4,773.19	783,532.00
Probate Contributions	1054	866,608.87	12,690.25	29,392.17	849,906.95
CCLC Court Records Preservation	1055	688,884.42	2,267.58	2,267.58	688,884.42
District Clerk Court Records Preservation	1056	347,590.64	6,075.11	6,065.11	347,600.64
District Attorney Apportionment	1057	89,215.43	22,796.03	3,644.98	108,366.48
Justice Court Building Security	1058	317,471.40	3,285.58	1,042.86	319,714.12
District Attorney Federal Treasury Forfeiture	1060	1,942,017.32	6,443.10	736.45	1,947,723.97
Truancy Prevention & Diversion	1062	439,661.40	9,880.87	-	449,542.27
District Attorney Fed Justice Forfeiture	1063	128,638.62	63.79	-	128,702.41

**Collin County, Texas**  
 Unaudited Balances of Cash and Investments - Beginning and Ending Balances  
 and Statement of Receipts and Disbursements by Fund  
 For the Three Months Ended December 31, 2025

Fund Name	Fund Number	Beginning Balance December 1, 2025	Dec-2025 Receipts	Dec-2025 Disbursements	Ending Balance December 31, 2025
Constable 3 Forfeiture	1064	984.92	0.49	-	985.41
Sheriffs Forfeiture Federal	1065	64,354.70	30,909.43	10,000.00	85,264.13
Sheriffs Office Treasury Forfeiture	1066	433,268.28	69,068.92	28,477.29	473,859.91
Trails of Blue Ridge Special Road District	1067	41,043.85	3,119.90	173.75	43,990.00
Court Facility Fee Fund	1068	1,587,945.31	44,035.16	9,000.00	1,622,980.47
Opioid Abatement	1069	444,851.83	1,464.40	-	446,316.23
Sheriffs Office Forfeiture Inter Local	1073	10,194.04	-	-	10,194.04
Veterans Court Program	1998	27,225.86	11,695.75	9,017.06	29,904.55
Federal Grants	2101	(147,445.60)	1,711.08	22,300.83	(168,035.35)
Bioterrorism Grant	2102	(48,493.43)	24,559.43	24,231.11	(48,165.11)
Federal Homeland Security Grant	2103	(38,414.19)	19,796.38	18,269.91	(36,887.72)
City Readiness Initiative	2104	(11,168.19)	7,974.94	8,455.90	(11,649.15)
Healthcare Grants	2108	(843,206.00)	238,838.67	264,281.48	(868,648.81)
CPS Board Grants	2112	(877.02)	-	-	(877.02)
Justice Assistant Grant #1	2124	32.36	0.01	-	32.37
Justice Assistant Grant #2	2125	8.68	0.05	-	8.73
Justice Assistant Grant #3	2126	-	-	-	-
Coronavirus Relief Fund	2127	859.14	-	-	859.14
Hava Election Security Grant	2130	(1,588,682.66)	3,191,432.31	3,189,000.00	(1,586,250.35)
Emergency Rental Assistance	2131	29,426.86	14.59	-	29,441.45
American Rescue Plan Act	2132	81,782,021.73	15,906,533.87	29,163,152.74	68,525,402.86
Leose Education	2198	122,171.41	397.25	2,500.00	120,068.66
State Grants	2580	2,995,831.98	407,230.46	497,092.38	2,905,970.06
TCEQ Grant	2581	44,399.99	-	-	44,399.99
RTR - Frontier Parkway	2586	85,402.82	180.77	-	85,583.59
Private Sector Healthcare Grant	2761	20,835.20	-	-	20,835.20
Local Agreement/Funding	2899	(17,221.78)	25,756.83	14,038.63	(5,503.58)
Total Special Revenue Funds		<u>235,462,333.33</u>	<u>22,054,867.56</u>	<u>37,308,367.59</u>	<u>220,208,833.30</u>
Debt Service Funds:					
Debt Service Funds	3001	10,627,592.61	21,083,122.52	4,281,950.00	27,428,765.13
Total Debt Service Funds		<u>10,627,592.61</u>	<u>21,083,122.52</u>	<u>4,281,950.00</u>	<u>27,428,765.13</u>
Capital Projects Funds:					
Limited Tax Perm Imp 2001	4003	54,117.21	170.50	-	54,287.71
Limited Tax Perm Imp 2002	4004	114,487.78	362.55	-	114,850.33
Limited Tax Perm Imp 2004	4005	15,616.83	85.21	-	15,702.04
Limited Tax Perm Imp 2005	4006	16,352.20	51.92	-	16,404.12
Limited Tax Perm Imp 2006	4007	12,581.16	37.89	37.89	12,581.16
Limited Tax Perm Imp 2008 07proj	4009	19,146.72	59.71	59.71	19,146.72
Limited Tax Perm Imp 2009	4011	158,724.06	562.39	20.65	159,265.80
Limited Tax Perm Imp BAB 2009B	4012	104,199.85	329.86	-	104,529.71
Limited Tax Perm Imp 2011	4013	27,042.33	85.28	-	27,127.61
Limited Tax Perm Imp 2012	4014	72,414.00	227.55	-	72,641.55
Limited Tax Perm Imp 2013	4015	95,886.00	302.88	-	96,188.88
Limited Tax Perm Imp 2014	4016	409,243.37	1,299.13	2,133.47	408,409.03
Limited Tax Perm Imp 2015	4017	126,558.91	399.83	-	126,958.74
Limited Tax Perm Imp 2016	4018	161,381.89	510.52	7,968.49	153,923.92
Limited Tax Perm Imp 2019A	4019	73,512.69	231.88	167.99	73,576.58
Limited Tax Perm Imp 2019B	4020	4,767,503.06	15,146.65	1,128.00	4,781,521.71
Limited Tax Perm Imp 2020A	4021	81,982,768.80	260,488.33	678,186.05	81,565,071.08
Limited Tax Perm Imp 2020B	4022	7,244,803.73	23,016.81	-	7,267,820.54

**Collin County, Texas**  
 Unaudited Balances of Cash and Investments - Beginning and Ending Balances  
 and Statement of Receipts and Disbursements by Fund  
 For the Three Months Ended December 31, 2025

Fund Name	Fund Number	Beginning Balance December 1, 2025	Dec-2025 Receipts	Dec-2025 Disbursements	Ending Balance December 31, 2025
Limited Tax Perm Imp 2020C	4023	206.15	2.88	-	209.03
Limited Tax Perm Imp 2021A	4024	22,856,368.81	72,622.61	226,790.23	22,702,201.19
Limited Tax Perm Imp 2021B	4025	33,643,458.98	108,891.80	1,121,613.87	32,630,736.91
Limited Tax Perm Imp 2021C	4026	382,209.34	1,212.44	55,504.75	327,917.03
Limited Tax Perm Imp 2022A	4027	4,358,308.95	13,847.99	-	4,372,156.94
Limited Tax Perm Imp 2022B	4028	2,751,036.38	8,740.15	-	2,759,776.53
Limited Tax Perm Imp 2022C	4029	890,099.92	2,827.08	-	892,927.00
Limited Tax Perm Imp 2023A	4030	279,781,271.33	888,969.33	102,015.42	280,568,225.24
Limited Tax Perm Imp 2023C	4031	1,712,915.03	5,440.90	39,960.60	1,678,395.33
Limited Tax Perm Imp 2023A	4032	228,901,336.39	727,303.99	545,338.82	229,083,301.56
Limited Tax Perm Imp 2023B	4033	5,910,424.58	18,778.70	53,505.00	5,875,698.28
Limited Tax Perm Imp 2023C	4034	7,246,319.60	528,687.83	992,449.63	6,782,557.80
Limited Tax Perm Imp 2023D	4035	10,599,865.17	33,677.96	-	10,633,543.13
Limited Tax Perm Imp 2023E	4036	166,592,327.65	530,321.35	752,919.62	166,369,729.38
Unlimited Tax Rd Bonds 2004	4201	184,080.76	583.46	-	184,664.22
Unlimited Tax Road Bond 2005	4202	26,178.48	81.76	-	26,260.24
Unlimited Tax Road Bond 2007	4204	455,643.51	1,445.90	-	457,089.41
Unlimited Tax Rd Bonds 08 03proj	4205	123,334.88	390.37	-	123,725.25
Unlimited Tax Road Bond 08 07proj	4206	480,363.95	1,525.95	-	481,889.90
Unlimited Tax Road Bond 2009	4207	139,753.16	441.94	-	140,195.10
Unlimited Tax Road Bond 2011	4209	620,138.50	1,967.90	-	622,106.40
Unlimited Tax Road Bond 2012	4210	1,432,971.84	4,551.32	-	1,437,523.16
Unlimited Tax Road Bond 2013	4211	2,952,245.97	9,379.57	-	2,961,625.54
Unlimited Tax Road Bond 2014	4212	8,910,396.51	28,311.35	-	8,938,707.86
Unlimited Tax Road Bond 2015	4213	9,903,506.98	31,465.94	2,790.00	9,932,182.92
Unlimited Tax Road Bond 2016	4214	3,017,446.69	9,586.71	-	3,027,033.40
Unlimited Tax Road Bond 2019A	4215	49,072,121.07	142,679.46	31.25	49,214,769.28
Unlimited Tax Road Bond 2019B	4216	488,703.93	1,551.99	-	490,255.92
Unlimited Road Bond 99	4281	1,918,729.92	6,094.40	-	1,924,824.32
Unlimited Road Bond 99A	4282	7,410.83	22.09	-	7,432.92
Unlimited Road Bond 00/01	4283	273,108.50	865.90	-	273,974.40
Unlimited Tax Road Bond 95/97	4284	162,234.71	515.04	-	162,749.75
Tax Notes 2006	4401	1,744,017.63	5,543.69	-	1,749,561.32
Capital Improvement TN 01	4402	502,154.62	1,592.92	-	503,747.54
Capital Improvement TN 01A	4403	1,451.18	3.78	3.78	1,451.18
Tax Notes Series 2002	4404	1,364,509.73	4,334.25	-	1,368,843.98
Tax Notes Series 2004	4405	1,475,549.70	4,686.27	-	1,480,235.97
Tax Notes Series 2018	4406	2,012,015.98	1,592,716.54	1,588,000.00	2,016,732.52
Tax Notes Series 2025	4407	8,195,385.64	26,038.39	-	8,221,424.03
Total Capital Projects Funds		<u>956,545,943.54</u>	<u>5,121,070.79</u>	<u>6,170,625.22</u>	<u>955,496,389.11</u>
Total Governmental Funds		<u>1,512,357,489.76</u>	<u>121,876,605.93</u>	<u>119,939,388.33</u>	<u>1,514,294,707.36</u>
<b>Internal Service Funds:</b>					
Liability Insurance	5501	11,669,945.22	92,313.00	151,092.18	11,611,166.04
Workers' Compensation Insurance	5502	8,929,855.28	48,277.98	47,672.77	8,930,460.49
Unemployment Insurance	5504	1,760,214.71	19,677.87	-	1,779,892.58
Employee Insurance	5505	14,297,778.98	7,958,757.10	7,375,908.47	14,880,627.61
Flexible Benefits	5601	380,871.80	94,692.36	73,432.89	402,131.27
Employee Paid Benefits	5602	<u>43,489.23</u>	<u>44,063.31</u>	<u>45,454.51</u>	<u>42,098.03</u>
Total Internal Service Funds		<u>37,082,155.22</u>	<u>8,257,781.62</u>	<u>7,693,560.82</u>	<u>37,646,376.02</u>

**Collin County, Texas**  
 Unaudited Balances of Cash and Investments - Beginning and Ending Balances  
 and Statement of Receipts and Disbursements by Fund  
 For the Three Months Ended December 31, 2025

Fund Name	Fund Number	Beginning Balance December 1, 2025	Dec-2025 Receipts	Dec-2025 Disbursements	Ending Balance December 31, 2025
<b>Enterprise Funds:</b>					
Animal Safety Fund	5990	2,984,645.30	16,985.03	160,761.53	2,840,868.80
Animal Shelter Program	5991	116,826.32	18,365.96	7,865.00	127,327.28
Collin County Toll Road Authority	5999	52.10	37.98	-	90.08
Total Enterprise Fund		<u>3,101,523.72</u>	<u>35,388.97</u>	<u>168,626.53</u>	<u>2,968,286.16</u>
<b>Trust and Agency Funds:</b>					
CSCD - Operating	6050-6060	3,553,168.98	3,535,556.10	2,040,165.45	5,048,559.63
State Fees Agency	7001	385,762.38	387,814.37	143,798.49	629,778.26
Unclaimed Holdings	7002	568,232.03	7,687.38	1,871.17	574,048.24
Bail Security	7003	340,849.56	-	57,849.56	283,000.00
DA Seized Funds Registry	7004	41,698.76	21,338.04	-	63,036.80
County Clerk - Other	7030	3,701,879.62	-	-	3,701,879.62
County Clerk - Trust	7031	41,612,767.15	-	-	41,612,767.15
District Clerk - Other	7035	3,056,705.05	-	-	3,056,705.05
District Clerk - Trust	7036	11,333,899.84	-	-	11,333,899.84
Juvenile Probation	7040	-	3,001.65	1,568.65	1,433.00
Justice of the Peace, Precinct 1	7041	42,474.95	-	-	42,474.95
Justice of the Peace, Precinct 2	7042	20,954.00	-	-	20,954.00
Justice of the Peace, Precinct 3-1	7043	4,505.53	-	-	4,505.53
Justice of the Peace, Precinct 3-2	7044	54,877.13	-	-	54,877.13
Justice of the Peace, Precinct 4	7045	125,288.75	-	-	125,288.75
Justice of the Peace, Precinct 3	7046	49,490.83	-	-	49,490.83
Jail Case Coordinator	7050	16,824.84	-	-	16,824.84
Jail Commissary	7051	3,434,399.53	-	-	3,434,399.53
Inmate Trust	7052	157,525.51	-	-	157,525.51
Sheriff	7053	18,542.66	558.00	558.00	18,542.66
Detention Bonds	7054	12,450.00	-	-	12,450.00
DA Hot Checks	7060	27,166.30	-	-	27,166.30
Constable, Precinct 1	7070	-	-	-	-
Constable, Precinct 2	7071	2,789.26	-	-	2,789.26
Constable, Precinct 3	7072	-	-	-	-
Constable, Precinct 4	7073	8,605.30	-	-	8,605.30
Tax Assessor/Collector	7080	25,677,825.14	-	-	25,677,825.14
Child Protective Board	7090	-	-	-	-
CSCD	7091	477,874.93	569,154.66	778,905.62	268,123.97
Credit Card Clearing Fund	9102	9,407,981.00	257,990,392.45	170,829,972.42	96,568,401.03
Direct Deposit Clearing	9103	-	3,574,463.67	3,574,463.67	-
Weekly Tax	9104	(2,829,466.13)	36,725,315.52	58,586,280.58	(24,690,431.19)
Total Trust and Agency Funds		<u>101,305,072.90</u>	<u>302,815,281.84</u>	<u>236,015,433.61</u>	<u>168,104,921.13</u>
<b><u>Total - All Accounts</u></b>		<u>\$ 1,653,846,241.60</u>	<u>\$ 432,985,058.36</u>	<u>\$ 363,817,009.29</u>	<u>\$ 1,723,014,290.67</u>

**Collin County, Texas**  
 Unaudited Year to Date Schedule of Transfers  
 For the Three Months Ended December 31, 2025

	Transfers In	Transfers Out
<b><u>General Fund</u></b>		
Transfers to Courthouse Security	\$ -	\$ 200,256.00
Transfers to Health Care Foundation	-	3,800,000.00
Transfers to Federal Grants	-	5,303.11
Transfers to Child Protective Board	-	46,330.00
Total General Fund	-	4,051,889.11
<b><u>Special Revenue Funds</u></b>		
<b><u>Courthouse Security</u></b>		
Transfers from General Fund	200,256.00	-
<b><u>Health Care Foundation</u></b>		
Transfers from General Fund	3,800,000.00	-
<b><u>Federal Grants</u></b>		
Transfers from General Fund	5,303.11	-
Total Special Revenue Funds	4,005,559.11	-
Total Governmental Funds	4,005,559.11	4,051,889.11
<b><u>Child Protective Board</u></b>		
Transfers from General Fund	46,330.00	-
Total Child Protective Board	46,330.00	-
<b>Total Transfers</b>	\$ 4,051,889.11	\$ 4,051,889.11

**Collin County, Texas**  
 Unaudited Schedule of Long-Term Debt  
 December 31, 2025

Fund Name	Used for	Interest Rates	Date Issued	Maturity	Due as of December 31, 2025
Limited Tax Refunding and Permanent Improvement Bond 2014	Permanent Improvement	2.000% to 5.000%	2014	2034	\$ 2,875,000
Limited Tax Refunding and Permanent Improvement Bond 2015	Permanent Improvement	2.000% to 4.000%	2015	2035	920,000
Limited Tax Refunding and Permanent Improvement Bond 2016	Permanent Improvement	2.000% to 5.000%	2016	2036	1,890,000
Limited Tax Permanent Improvement Bond 2019	Permanent Improvement	3.000% to 5.000%	2019	2039	95,290,000
Limited Tax Permanent Improvement Bond 2020	Permanent Improvement	3.000% to 5.000%	2020	2040	102,095,000
Limited Tax Refunding Bond 2020	Permanent Improvement	0.540% to 1.884%	2020	2032	26,170,000
Limited Tax Permanent Improvement and Refunding Bond 2021	Permanent Improvement	2.250% to 5.000%	2021	2041	60,385,000
Limited Tax Refunding Bond 2021	Refunding Prior Debt	0.302% to 1.963%	2021	2033	16,475,000
Limited Tax Permanent Improvement Bond 2022	Permanent Improvement	4.000% to 5.000%	2022	2042	49,235,000
Limited Tax Permanent Improvement Bond 2023	Permanent Improvement	4.000% to 5.000%	2023	2043	211,045,000
Limited Tax Permanent Improvement and Refunding Bond 2024	Permanent Improvement & Refunding	4.000% to 5.000%	2024	2044	174,300,000
Limited Tax Permanent Improvement and Refunding Bond 2025	Permanent Improvement & Refunding	5.000% to 5.000%	2025	2045	220,280,000
Unlimited Tax Road and Refunding Bond 2015	Road Construction	2.000% to 5.000%	2015	2035	6,080,000
Unlimited Tax Road and Refunding Bond 2016	Road Construction	2.000% to 5.000%	2016	2028	7,795,000
Tax Notes, Series 2025	Permanent Improvement	5.000% to 5.000%	2025	2027	7,920,000
				Total:	<u>\$ 982,755,000</u>

**COLLIN COUNTY, TEXAS**  
Fund Summary for Commissioners Court Approved Expenditures Budgets  
December 31, 2025

	<u>Annual Revised Budget</u>	<u>Current Month Expenditures</u>	<u>Actual Expenditures Year to Date</u>	<u>Variance - Actual YTD to Revised Budget</u>	<u>Encumbrances</u>	<u>Available Balance</u>	<u>Revised Budget for 3 Months(1)</u>	<u>Variance - Actual YTD to Revised Budget YTD</u>
<b>General Fund</b>								
General Administration:								
County Judge:								
Salaries and benefits	\$ 243,517.00	\$ 18,655.45	\$ 55,135.31	\$ 188,381.69	\$ -	\$ 188,381.69	\$ 60,879.25	\$ 5,743.94
Training and travel	11,000.00	-	83.92	10,916.08	4,237.95	6,678.13	2,750.00	2,666.08
Maintenance and operating	4,800.00	29.01	58.02	4,741.98	-	4,741.98	1,200.00	1,141.98
	<u>259,317.00</u>	<u>18,684.46</u>	<u>55,277.25</u>	<u>204,039.75</u>	<u>4,237.95</u>	<u>199,801.80</u>	<u>64,829.25</u>	<u>9,552.00</u>
Commissioners Court:								
Commissioners Court Precinct 1:								
Salaries and benefits	213,382.00	16,557.76	48,624.13	164,757.87	-	164,757.87	53,345.50	4,721.37
Training and travel	11,160.00	54.74	479.74	10,680.26	-	10,680.26	2,790.00	2,310.26
Maintenance and operating	950.00	-	-	950.00	-	950.00	237.50	237.50
	<u>225,492.00</u>	<u>16,612.50</u>	<u>49,103.87</u>	<u>176,388.13</u>	<u>-</u>	<u>176,388.13</u>	<u>56,373.00</u>	<u>7,269.13</u>
Commissioners Court Precinct 2:								
Salaries and benefits	213,382.00	16,573.00	48,661.17	164,720.83	-	164,720.83	53,345.50	4,684.33
Training and travel	9,900.00	-	228.48	9,671.52	-	9,671.52	2,475.00	2,246.52
Maintenance and operating	800.00	-	-	800.00	-	800.00	200.00	200.00
	<u>224,082.00</u>	<u>16,573.00</u>	<u>48,889.65</u>	<u>175,192.35</u>	<u>-</u>	<u>175,192.35</u>	<u>56,020.50</u>	<u>7,130.85</u>
Commissioners Court Precinct 3:								
Salaries and benefits	213,382.00	16,537.44	48,574.76	164,807.24	-	164,807.24	53,345.50	4,770.74
Training and travel	9,600.00	932.80	2,736.12	6,863.88	959.65	5,904.23	2,400.00	(336.12)
Maintenance and operating	2,423.00	31.95	1,132.61	1,290.39	-	1,290.39	605.75	(526.86)
	<u>225,405.00</u>	<u>17,502.19</u>	<u>52,443.49</u>	<u>172,961.51</u>	<u>959.65</u>	<u>172,001.86</u>	<u>56,351.25</u>	<u>3,907.76</u>
Commissioners Court Precinct 4:								
Salaries and benefits	213,382.00	16,570.19	48,654.33	164,727.67	-	164,727.67	53,345.50	4,691.17
Training and travel	10,000.00	-	56.05	9,943.95	-	9,943.95	2,500.00	2,443.95
Maintenance and operating	1,550.00	70.71	141.42	1,408.58	424.31	984.27	387.50	246.08
	<u>224,932.00</u>	<u>16,640.90</u>	<u>48,851.80</u>	<u>176,080.20</u>	<u>424.31</u>	<u>175,655.89</u>	<u>56,233.00</u>	<u>7,381.20</u>
Total Commissioners Court	<u>899,911.00</u>	<u>67,328.59</u>	<u>199,288.81</u>	<u>700,622.19</u>	<u>1,383.96</u>	<u>699,238.23</u>	<u>224,977.75</u>	<u>25,688.94</u>
County Clerk:								
Salaries and benefits	3,364,372.00	245,068.38	727,899.74	2,636,472.26	-	2,636,472.26	841,093.00	113,193.26
Training and travel	48,800.00	-	2,078.24	46,721.76	6,046.83	40,674.93	12,200.00	10,121.76
Maintenance and operating	64,107.00	1,443.11	5,216.17	58,890.83	4,644.29	54,246.54	16,026.75	10,810.58
Capital	4,334,932.06	52,416.00	52,416.00	4,282,516.06	980,523.48	3,301,992.58	1,083,733.01	1,031,317.01
	<u>7,812,211.06</u>	<u>298,927.49</u>	<u>787,610.15</u>	<u>7,024,600.91</u>	<u>991,214.60</u>	<u>6,033,386.31</u>	<u>1,953,052.76</u>	<u>1,165,442.61</u>

(1) Commissioners Court adopts an annual budget; the comparison of actual YTD expenditures to a YTD budget is for analysis only.

**COLLIN COUNTY, TEXAS**  
Fund Summary for Commissioners Court Approved Expenditures Budgets  
December 31, 2025

	Annual Revised Budget	Current Month Expenditures	Actual Expenditures Year to Date	Variance - Actual YTD to Revised Budget	Encumbrances	Available Balance	Revised Budget for 3 Months(1)	Variance - Actual YTD to Revised Budget YTD
<b>Support Services:</b>								
Salaries and benefits	287,216.00	32,125.54	74,113.23	213,102.77	-	213,102.77	71,804.00	(2,309.23)
Maintenance and operating	1,993,155.00	366,206.18	483,652.06	1,509,502.94	8,878.39	1,500,624.55	498,288.75	14,636.69
	<u>2,280,371.00</u>	<u>398,331.72</u>	<u>557,765.29</u>	<u>1,722,605.71</u>	<u>8,878.39</u>	<u>1,713,727.32</u>	<u>570,092.75</u>	<u>12,327.46</u>
<b>Human Resources:</b>								
Salaries and benefits	3,403,726.00	236,397.67	691,675.68	2,712,050.32	-	2,712,050.32	850,931.50	159,255.82
Training and travel	57,200.00	6,072.38	6,776.93	50,423.07	278.90	50,144.17	14,300.00	7,523.07
Maintenance and operating	215,990.33	4,580.52	14,848.17	201,142.16	40,677.44	160,464.72	53,997.58	39,149.41
Capital	240,389.03	-	-	240,389.03	-	240,389.03	60,097.26	60,097.26
	<u>3,917,305.36</u>	<u>247,050.57</u>	<u>713,300.78</u>	<u>3,204,004.58</u>	<u>40,956.34</u>	<u>3,163,048.24</u>	<u>979,326.34</u>	<u>266,025.56</u>
<b>Human Resources - Civil Services:</b>								
Salaries and benefits	121,891.00	9,329.77	27,446.50	94,444.50	-	94,444.50	30,472.75	3,026.25
Training and travel	1,500.00	-	-	1,500.00	-	1,500.00	375.00	375.00
Maintenance and operating	10,500.00	-	-	10,500.00	447.63	10,052.37	2,625.00	2,625.00
	<u>133,891.00</u>	<u>9,329.77</u>	<u>27,446.50</u>	<u>106,444.50</u>	<u>447.63</u>	<u>105,996.87</u>	<u>33,472.75</u>	<u>6,026.25</u>
<b>Veterans' Service Officer:</b>								
Salaries and benefits	364,576.00	28,727.98	84,227.00	280,349.00	-	280,349.00	91,144.00	6,917.00
Training and travel	12,150.00	-	-	12,150.00	-	12,150.00	3,037.50	3,037.50
Maintenance and operating	1,721.00	-	100.00	1,621.00	500.00	1,121.00	430.25	330.25
	<u>378,447.00</u>	<u>28,727.98</u>	<u>84,327.00</u>	<u>294,120.00</u>	<u>500.00</u>	<u>293,620.00</u>	<u>94,611.75</u>	<u>10,284.75</u>
<b>Non-Departmental:</b>								
Salaries and benefits	715,881.00	37,186.32	99,609.90	616,271.10	114,325.94	501,945.16	178,970.25	79,360.35
Training and travel	35,000.00	-	425.00	34,575.00	-	34,575.00	8,750.00	8,325.00
Maintenance and operating	55,258,546.49	20,279,446.48	25,107,512.41	30,151,034.08	1,150,281.76	29,000,752.32	13,814,636.62	(11,292,875.79)
Capital	148,133.51	1,850.04	1,850.04	146,283.47	38,266.74	108,016.73	37,033.38	35,183.34
	<u>56,157,561.00</u>	<u>20,318,482.84</u>	<u>25,209,397.35</u>	<u>30,948,163.65</u>	<u>1,302,874.44</u>	<u>29,645,289.21</u>	<u>14,039,390.25</u>	<u>(11,170,007.10)</u>
<b>Non-Departmental Capital Replacement:</b>								
Maintenance and operating	1,092,529.91	14,768.77	37,902.16	1,054,627.75	79,591.53	975,036.22	273,132.48	235,230.32
Capital	550,241.09	50,578.00	61,194.74	489,046.35	62,499.07	426,547.28	137,560.27	76,365.53
	<u>1,642,771.00</u>	<u>65,346.77</u>	<u>99,096.90</u>	<u>1,543,674.10</u>	<u>142,090.60</u>	<u>1,401,583.50</u>	<u>410,692.75</u>	<u>311,595.85</u>
<b>Administrative Services:</b>								
Salaries and benefits	1,613,095.00	122,641.33	354,593.76	1,258,501.24	-	1,258,501.24	403,273.75	48,679.99
Training and travel	23,030.00	87.29	87.29	22,942.71	4,070.25	18,872.46	5,757.50	5,670.21
Maintenance and operating	12,980.72	3,154.26	3,496.50	9,484.22	371.56	9,112.66	3,245.18	(251.32)
Capital	135.73	-	-	135.73	-	135.73	33.93	33.93
	<u>1,649,241.45</u>	<u>125,882.88</u>	<u>358,177.55</u>	<u>1,291,063.90</u>	<u>4,441.81</u>	<u>1,286,622.09</u>	<u>412,310.36</u>	<u>54,132.81</u>

(1) Commissioners Court adopts an annual budget; the comparison of actual YTD expenditures to a YTD budget is for analysis only.

**COLLIN COUNTY, TEXAS**  
Fund Summary for Commissioners Court Approved Expenditures Budgets  
December 31, 2025

	Annual Revised Budget	Current Month Expenditures	Actual Expenditures Year to Date	Variance - Actual YTD to Revised Budget	Encumbrances	Available Balance	Revised Budget for 3 Months(1)	Variance - Actual YTD to Revised Budget YTD
Administrative Services - Rockhill PID								
Maintenance and operating	45,000.00	-	-	45,000.00	-	45,000.00	11,250.00	11,250.00
	45,000.00	-	-	45,000.00	-	45,000.00	11,250.00	11,250.00
Risk Management:								
Salaries and benefits	262,782.00	20,431.24	60,061.17	202,720.83	-	202,720.83	65,695.50	5,634.33
Training and travel	4,880.00	-	-	4,880.00	-	4,880.00	1,220.00	1,220.00
Maintenance and operating	2,616,590.00	141.43	2,580,326.09	36,263.91	1,434.88	34,829.03	654,147.50	(1,926,178.59)
	2,884,252.00	20,572.67	2,640,387.26	243,864.74	1,434.88	242,429.86	721,063.00	(1,919,324.26)
Information Technology:								
Salaries and benefits	9,396,103.00	702,033.74	2,115,935.07	7,280,167.93	-	7,280,167.93	2,349,025.75	233,090.68
Training and travel	258,281.00	706.44	22,895.48	235,385.52	18,706.12	216,679.40	64,570.25	41,674.77
Maintenance and operating	2,877,438.95	92,114.49	113,330.69	2,764,108.26	549,040.95	2,215,067.31	719,359.74	606,029.05
Capital	5,333,910.16	438,446.77	443,587.77	4,890,322.39	966,506.73	3,923,815.66	1,333,477.54	889,889.77
	17,865,733.11	1,233,301.44	2,695,749.01	15,169,984.10	1,534,253.80	13,635,730.30	4,466,433.28	1,770,684.27
Elections:								
Salaries and benefits	2,545,011.00	168,510.56	1,693,005.81	852,005.19	-	852,005.19	636,252.75	(1,056,753.06)
Training and travel	16,200.00	181.65	777.35	15,422.65	103.68	15,318.97	4,050.00	3,272.65
Maintenance and operating	706,516.34	24,277.71	221,628.03	484,888.31	129,551.16	355,337.15	176,629.08	(44,998.95)
	3,267,727.34	192,969.92	1,915,411.19	1,352,316.15	129,654.84	1,222,661.31	816,931.83	(1,098,479.36)
Passport:								
Salaries and benefits	393,851.00	27,366.60	83,842.60	310,008.40	-	310,008.40	98,462.75	14,620.15
Maintenance and operating	12,627.00	3,200.00	3,200.00	9,427.00	-	9,427.00	3,156.75	(43.25)
	406,478.00	30,566.60	87,042.60	319,435.40	-	319,435.40	101,619.50	14,576.90
Records:								
Maintenance and operating	4,116,486.08	-	101,673.30	4,014,812.78	1,453,768.07	2,561,044.71	1,029,121.52	927,448.22
	4,116,486.08	-	101,673.30	4,014,812.78	1,453,768.07	2,561,044.71	1,029,121.52	927,448.22
Telecommunications:								
Capital	498,513.31	-	-	498,513.31	-	498,513.31	124,628.33	124,628.33
	498,513.31	-	-	498,513.31	-	498,513.31	124,628.33	124,628.33
Justice of the Peace, Precinct 3:								
Salaries and benefits	83,160.00	-	-	83,160.00	-	83,160.00	20,790.00	20,790.00
Maintenance and operating	17,875.00	-	-	17,875.00	-	17,875.00	4,468.75	4,468.75
	101,035.00	-	-	101,035.00	-	101,035.00	25,258.75	25,258.75
Development Services:								
Maintenance and operating	12,000.00	-	-	12,000.00	-	12,000.00	3,000.00	3,000.00
	12,000.00	-	-	12,000.00	-	12,000.00	3,000.00	3,000.00
Total General Administration	104,328,251.71	23,055,503.70	35,531,950.94	68,796,300.77	5,616,137.31	63,180,163.46	26,082,062.93	(9,449,888.01)

(1) Commissioners Court adopts an annual budget; the comparison of actual YTD expenditures to a YTD budget is for analysis only.

**COLLIN COUNTY, TEXAS**  
Fund Summary for Commissioners Court Approved Expenditures Budgets  
December 31, 2025

	<u>Annual Revised Budget</u>	<u>Current Month Expenditures</u>	<u>Actual Expenditures Year to Date</u>	<u>Variance - Actual YTD to Revised Budget</u>	<u>Encumbrances</u>	<u>Available Balance</u>	<u>Revised Budget for 3 Months(1)</u>	<u>Variance - Actual YTD to Revised Budget YTD</u>
<b>Judicial:</b>								
Administrative Services - Magistrate Department:								
Salaries and benefits	384,160.00	28,114.57	86,642.75	297,517.25	-	297,517.25	96,040.00	9,397.25
Training and travel	2,534.00	-	-	2,534.00	-	2,534.00	633.50	633.50
Maintenance and operating	87,659.00	5,347.39	13,254.22	74,404.78	145.49	74,259.29	21,914.75	8,660.53
	<u>474,353.00</u>	<u>33,461.96</u>	<u>99,896.97</u>	<u>374,456.03</u>	<u>145.49</u>	<u>374,310.54</u>	<u>118,588.25</u>	<u>18,691.28</u>
County Court Probate:								
Salaries and benefits	760,565.00	58,404.80	163,085.58	597,479.42	-	597,479.42	190,141.25	27,055.67
Training and travel	17,000.00	-	1,170.80	15,829.20	58.84	15,770.36	4,250.00	3,079.20
Maintenance and operating	478,400.00	21,079.38	22,029.38	456,370.62	108,436.08	347,934.54	119,600.00	97,570.62
Capital	183,781.00	-	-	183,781.00	173,070.79	10,710.21	45,945.25	45,945.25
	<u>1,439,746.00</u>	<u>79,484.18</u>	<u>186,285.76</u>	<u>1,253,460.24</u>	<u>281,565.71</u>	<u>971,894.53</u>	<u>359,936.50</u>	<u>173,650.74</u>
Non-Departmental:								
Maintenance and operating	100,000.00	-	-	100,000.00	3,700.00	96,300.00	25,000.00	25,000.00
	<u>100,000.00</u>	<u>-</u>	<u>-</u>	<u>100,000.00</u>	<u>3,700.00</u>	<u>96,300.00</u>	<u>25,000.00</u>	<u>25,000.00</u>
County Courts-at-Law:								
County Courts-at-Law combined:								
Salaries and benefits	87,653.00	6,920.90	20,062.88	67,590.12	-	67,590.12	21,913.25	1,850.37
Training and travel	3,000.00	-	1,235.54	1,764.46	-	1,764.46	750.00	(485.54)
Maintenance and operating	4,200.00	-	-	4,200.00	-	4,200.00	1,050.00	1,050.00
	<u>94,853.00</u>	<u>6,920.90</u>	<u>21,298.42</u>	<u>73,554.58</u>	<u>-</u>	<u>73,554.58</u>	<u>23,713.25</u>	<u>2,414.83</u>
County Court-at-Law I:								
Salaries and benefits	795,825.00	58,652.15	177,946.69	617,878.31	-	617,878.31	198,956.25	21,009.56
Training and travel	7,450.00	-	543.20	6,906.80	149.80	6,757.00	1,862.50	1,319.30
Maintenance and operating	21,713.00	688.94	5,111.75	16,601.25	1,033.23	15,568.02	5,428.25	316.50
	<u>824,988.00</u>	<u>59,341.09</u>	<u>183,601.64</u>	<u>641,386.36</u>	<u>1,183.03</u>	<u>640,203.33</u>	<u>206,247.00</u>	<u>22,645.36</u>
County Court-at-Law II:								
Salaries and benefits	822,938.00	59,643.16	184,787.87	638,150.13	-	638,150.13	205,734.50	20,946.63
Training and travel	5,150.00	-	-	5,150.00	149.80	5,000.20	1,287.50	1,287.50
Maintenance and operating	21,787.00	-	3,981.91	17,805.09	446.50	17,358.59	5,446.75	1,464.84
	<u>849,875.00</u>	<u>59,643.16</u>	<u>188,769.78</u>	<u>661,105.22</u>	<u>596.30</u>	<u>660,508.92</u>	<u>212,468.75</u>	<u>23,698.97</u>
County Court-at-Law III:								
Salaries and benefits	812,805.00	53,370.42	151,525.84	661,279.16	-	661,279.16	203,201.25	51,675.41
Training and travel	6,291.00	-	1,564.85	4,726.15	149.80	4,576.35	1,572.75	7.90
Maintenance and operating	18,800.00	150.00	337.64	18,462.36	347.36	18,115.00	4,700.00	4,362.36
	<u>837,896.00</u>	<u>53,520.42</u>	<u>153,428.33</u>	<u>684,467.67</u>	<u>497.16</u>	<u>683,970.51</u>	<u>209,474.00</u>	<u>56,045.67</u>

(1) Commissioners Court adopts an annual budget; the comparison of actual YTD expenditures to a YTD budget is for analysis only.

**COLLIN COUNTY, TEXAS**  
Fund Summary for Commissioners Court Approved Expenditures Budgets  
December 31, 2025

	<b>Annual Revised</b>	<b>Current Month</b>	<b>Actual</b>	<b>Variance - Actual</b>			<b>Variance - Actual</b>	
	<b>Budget</b>	<b>Expenditures</b>	<b>Expenditures Year</b>	<b>YTD to Revised</b>	<b>Encumbrances</b>	<b>Available Balance</b>	<b>Revised Budget for</b>	<b>YTD to Revised</b>
			<b>to Date</b>	<b>Budget</b>			<b>3 Months(1)</b>	<b>Budget YTD</b>
<b>County Court-at-Law No. IV:</b>								
Salaries and benefits	818,013.00	59,695.46	183,951.37	634,061.63	-	634,061.63	204,503.25	20,551.88
Training and travel	6,500.00	-	-	6,500.00	149.80	6,350.20	1,625.00	1,625.00
Maintenance and operating	20,055.00	344.80	1,294.80	18,760.20	445.28	18,314.92	5,013.75	3,718.95
	<u>844,568.00</u>	<u>60,040.26</u>	<u>185,246.17</u>	<u>659,321.83</u>	<u>595.08</u>	<u>658,726.75</u>	<u>211,142.00</u>	<u>25,895.83</u>
<b>County Court-at-Law V:</b>								
Salaries and benefits	768,604.00	56,753.65	172,941.73	595,662.27	-	595,662.27	192,151.00	19,209.27
Training and travel	6,720.00	-	-	6,720.00	149.80	6,570.20	1,680.00	1,680.00
Maintenance and operating	18,633.00	114.67	470.32	18,162.68	179.00	17,983.68	4,658.25	4,187.93
	<u>793,957.00</u>	<u>56,868.32</u>	<u>173,412.05</u>	<u>620,544.95</u>	<u>328.80</u>	<u>620,216.15</u>	<u>198,489.25</u>	<u>25,077.20</u>
<b>County Court-at-Law VI:</b>								
Salaries and benefits	793,084.00	59,219.30	178,419.39	614,664.61	-	614,664.61	198,271.00	19,851.61
Training and travel	6,870.00	-	85.00	6,785.00	1,901.00	4,884.00	1,717.50	1,632.50
Maintenance and operating	17,480.00	-	143.55	17,336.45	182.68	17,153.77	4,370.00	4,226.45
	<u>817,434.00</u>	<u>59,219.30</u>	<u>178,647.94</u>	<u>638,786.06</u>	<u>2,083.68</u>	<u>636,702.38</u>	<u>204,358.50</u>	<u>25,710.56</u>
<b>County Court-at-Law VII:</b>								
Salaries and benefits	750,153.00	57,440.49	172,429.29	577,723.71	-	577,723.71	187,538.25	15,108.96
Training and travel	6,908.00	1,462.14	1,462.14	5,445.86	149.80	5,296.06	1,727.00	264.86
Maintenance and operating	18,350.00	1,816.00	4,684.16	13,665.84	1,761.22	11,904.62	4,587.50	(96.66)
	<u>775,411.00</u>	<u>60,718.63</u>	<u>178,575.59</u>	<u>596,835.41</u>	<u>1,911.02</u>	<u>594,924.39</u>	<u>193,852.75</u>	<u>15,277.16</u>
Total County Courts-at-Law	<u>5,838,982.00</u>	<u>416,272.08</u>	<u>1,262,979.92</u>	<u>4,576,002.08</u>	<u>7,195.07</u>	<u>4,568,807.01</u>	<u>1,459,745.50</u>	<u>196,765.58</u>
<b>County Court-at-Law Clerks:</b>								
Salaries and benefits	3,560,756.00	244,341.36	777,686.19	2,783,069.81	-	2,783,069.81	890,189.00	112,502.81
Training and travel	22,055.00	-	370.00	21,685.00	5,588.84	16,096.16	5,513.75	5,143.75
Maintenance and operating	20,342.00	2,182.24	2,182.24	18,159.76	2,646.71	15,513.05	5,085.50	2,903.26
Capital	14,300.00	-	-	14,300.00	-	14,300.00	3,575.00	3,575.00
	<u>3,617,453.00</u>	<u>246,523.60</u>	<u>780,238.43</u>	<u>2,837,214.57</u>	<u>8,235.55</u>	<u>2,828,979.02</u>	<u>904,363.25</u>	<u>124,124.82</u>
<b>County Clerks - Probate/Mental:</b>								
Salaries and benefits	713,725.00	55,322.57	158,310.66	555,414.34	-	555,414.34	178,431.25	20,120.59
Training and travel	7,700.00	-	200.00	7,500.00	-	7,500.00	1,925.00	1,725.00
Maintenance and operating	29,055.00	1,701.50	1,819.19	27,235.81	1,941.97	25,293.84	7,263.75	5,444.56
Capital	14,300.00	-	-	14,300.00	-	14,300.00	3,575.00	3,575.00
	<u>764,780.00</u>	<u>57,024.07</u>	<u>160,329.85</u>	<u>604,450.15</u>	<u>1,941.97</u>	<u>602,508.18</u>	<u>191,195.00</u>	<u>30,865.15</u>

(1) Commissioners Court adopts an annual budget; the comparison of actual YTD expenditures to a YTD budget is for analysis only.

**COLLIN COUNTY, TEXAS**

Fund Summary for Commissioners Court Approved Expenditures Budgets

December 31, 2025

	<u>Annual Revised Budget</u>	<u>Current Month Expenditures</u>	<u>Actual Expenditures Year to Date</u>	<u>Variance - Actual YTD to Revised Budget</u>	<u>Encumbrances</u>	<u>Available Balance</u>	<u>Revised Budget for 3 Months(1)</u>	<u>Variance - Actual YTD to Revised Budget YTD</u>
District Courts:								
District Courts Combined:								
Salaries and benefits	975,456.00	73,421.65	219,965.86	755,490.14	-	755,490.14	243,864.00	23,898.14
Training and travel	19,000.00	348.69	1,058.45	17,941.55	40.00	17,901.55	4,750.00	3,691.55
Maintenance and operating	375,243.60	18,374.97	34,489.92	340,753.68	8,335.48	332,418.20	93,810.90	59,320.98
	<u>1,369,699.60</u>	<u>92,145.31</u>	<u>255,514.23</u>	<u>1,114,185.37</u>	<u>8,375.48</u>	<u>1,105,809.89</u>	<u>342,424.90</u>	<u>86,910.67</u>
199th District Court:								
Salaries and benefits	518,313.00	39,729.66	118,178.28	400,134.72	-	400,134.72	129,578.25	11,399.97
Training and travel	6,558.00	10.00	564.78	5,993.22	-	5,993.22	1,639.50	1,074.72
Maintenance and operating	3,250.00	245.00	245.00	3,005.00	417.05	2,587.95	812.50	567.50
	<u>528,121.00</u>	<u>39,984.66</u>	<u>118,988.06</u>	<u>409,132.94</u>	<u>417.05</u>	<u>408,715.89</u>	<u>132,030.25</u>	<u>13,042.19</u>
219th District Court:								
Salaries and benefits	526,205.00	38,326.14	114,212.84	411,992.16	-	411,992.16	131,551.25	17,338.41
Training and travel	6,300.00	103.20	2,439.93	3,860.07	-	3,860.07	1,575.00	(864.93)
Maintenance and operating	3,738.00	437.68	437.68	3,300.32	581.74	2,718.58	934.50	496.82
	<u>536,243.00</u>	<u>38,867.02</u>	<u>117,090.45</u>	<u>419,152.55</u>	<u>581.74</u>	<u>418,570.81</u>	<u>134,060.75</u>	<u>16,970.30</u>
296th District Court:								
Salaries and benefits	515,075.00	38,125.55	111,921.57	403,153.43	-	403,153.43	128,768.75	16,847.18
Training and travel	6,200.00	-	1,179.16	5,020.84	-	5,020.84	1,550.00	370.84
Maintenance and operating	3,981.00	-	88.32	3,892.68	385.50	3,507.18	995.25	906.93
	<u>525,256.00</u>	<u>38,125.55</u>	<u>113,189.05</u>	<u>412,066.95</u>	<u>385.50</u>	<u>411,681.45</u>	<u>131,314.00</u>	<u>18,124.95</u>
366th District Court:								
Salaries and benefits	568,970.00	40,071.32	121,199.71	447,770.29	-	447,770.29	142,242.50	21,042.79
Training and travel	7,920.00	464.14	2,468.51	5,451.49	-	5,451.49	1,980.00	(488.51)
Maintenance and operating	4,486.37	814.03	1,485.92	3,000.45	165.16	2,835.29	1,121.59	(364.33)
	<u>581,376.37</u>	<u>41,349.49</u>	<u>125,154.14</u>	<u>456,222.23</u>	<u>165.16</u>	<u>456,057.07</u>	<u>145,344.09</u>	<u>20,189.95</u>
380th District Court:								
Salaries and benefits	555,804.00	40,509.90	120,573.40	435,230.60	-	435,230.60	138,951.00	18,377.60
Training and travel	7,500.00	564.52	1,189.63	6,310.37	-	6,310.37	1,875.00	685.37
Maintenance and operating	2,918.00	165.00	865.93	2,052.07	405.47	1,646.60	729.50	(136.43)
	<u>566,222.00</u>	<u>41,239.42</u>	<u>122,628.96</u>	<u>443,593.04</u>	<u>405.47</u>	<u>443,187.57</u>	<u>141,555.50</u>	<u>18,926.54</u>

(1) Commissioners Court adopts an annual budget; the comparison of actual YTD expenditures to a YTD budget is for analysis only.

**COLLIN COUNTY, TEXAS**  
Fund Summary for Commissioners Court Approved Expenditures Budgets  
December 31, 2025

	<b>Annual Revised</b>	<b>Current Month</b>	<b>Actual</b>	<b>Variance - Actual</b>			<b>Variance - Actual</b>	
	<b>Budget</b>	<b>Expenditures</b>	<b>Expenditures Year</b>	<b>YTD to Revised</b>	<b>Encumbrances</b>	<b>Available Balance</b>	<b>Revised Budget for</b>	<b>YTD to Revised</b>
			<b>to Date</b>	<b>Budget</b>			<b>3 Months(1)</b>	<b>Budget YTD</b>
<b>401st District Court:</b>								
Salaries and benefits	500,419.00	37,503.74	112,031.56	388,387.44	-	388,387.44	125,104.75	13,073.19
Training and travel	7,300.00	-	860.54	6,439.46	-	6,439.46	1,825.00	964.46
Maintenance and operating	4,310.74	-	144.74	4,166.00	422.90	3,743.10	1,077.68	932.94
	<u>512,029.74</u>	<u>37,503.74</u>	<u>113,036.84</u>	<u>398,992.90</u>	<u>422.90</u>	<u>398,570.00</u>	<u>128,007.43</u>	<u>14,970.59</u>
<b>416th District Court:</b>								
Salaries and benefits	530,329.00	39,904.44	118,477.80	411,851.20	-	411,851.20	132,582.25	14,104.45
Training and travel	8,000.00	-	1,403.74	6,596.26	-	6,596.26	2,000.00	596.26
Maintenance and operating	3,365.00	165.00	192.09	3,172.91	161.45	3,011.46	841.25	649.16
	<u>541,694.00</u>	<u>40,069.44</u>	<u>120,073.63</u>	<u>421,620.37</u>	<u>161.45</u>	<u>421,458.92</u>	<u>135,423.50</u>	<u>15,349.87</u>
<b>417th District Court:</b>								
Salaries and benefits	573,985.00	40,542.22	123,208.81	450,776.19	-	450,776.19	143,496.25	20,287.44
Training and travel	7,835.00	-	2,031.48	5,803.52	-	5,803.52	1,958.75	(72.73)
Maintenance and operating	5,190.00	-	452.72	4,737.28	214.04	4,523.24	1,297.50	844.78
	<u>587,010.00</u>	<u>40,542.22</u>	<u>125,693.01</u>	<u>461,316.99</u>	<u>214.04</u>	<u>461,102.95</u>	<u>146,752.50</u>	<u>21,059.49</u>
<b>429th District Court:</b>								
Salaries and benefits	534,608.00	40,045.38	118,502.30	416,105.70	-	416,105.70	133,652.00	15,149.70
Training and travel	6,280.00	-	-	6,280.00	-	6,280.00	1,570.00	1,570.00
Maintenance and operating	6,526.00	-	605.29	5,920.71	368.48	5,552.23	1,631.50	1,026.21
	<u>547,414.00</u>	<u>40,045.38</u>	<u>119,107.59</u>	<u>428,306.41</u>	<u>368.48</u>	<u>427,937.93</u>	<u>136,853.50</u>	<u>17,745.91</u>
<b>468th Family District Court:</b>								
Salaries and benefits	484,930.00	36,359.58	106,721.00	378,209.00	-	378,209.00	121,232.50	14,511.50
Training and travel	9,700.00	(35.88)	1,360.58	8,339.42	-	8,339.42	2,425.00	1,064.42
Maintenance and operating	5,123.35	-	203.35	4,920.00	-	4,920.00	1,280.84	1,077.49
	<u>499,753.35</u>	<u>36,323.70</u>	<u>108,284.93</u>	<u>391,468.42</u>	<u>-</u>	<u>391,468.42</u>	<u>124,938.34</u>	<u>16,653.41</u>
<b>469th District Court:</b>								
Salaries and benefits	531,148.00	39,738.41	119,123.14	412,024.86	-	412,024.86	132,787.00	13,663.86
Training and travel	4,200.00	-	849.11	3,350.89	-	3,350.89	1,050.00	200.89
Maintenance and operating	9,829.00	-	-	9,829.00	210.62	9,618.38	2,457.25	2,457.25
	<u>545,177.00</u>	<u>39,738.41</u>	<u>119,972.25</u>	<u>425,204.75</u>	<u>210.62</u>	<u>424,994.13</u>	<u>136,294.25</u>	<u>16,322.00</u>
<b>470th District Court:</b>								
Salaries and benefits	525,846.00	39,727.59	118,071.47	407,774.53	-	407,774.53	131,461.50	13,390.03
Training and travel	7,603.00	(185.12)	1,353.44	6,249.56	-	6,249.56	1,900.75	547.31
Maintenance and operating	5,314.00	95.00	115.00	5,199.00	260.02	4,938.98	1,328.50	1,213.50
	<u>538,763.00</u>	<u>39,637.47</u>	<u>119,539.91</u>	<u>419,223.09</u>	<u>260.02</u>	<u>418,963.07</u>	<u>134,690.75</u>	<u>15,150.84</u>

(1) Commissioners Court adopts an annual budget; the comparison of actual YTD expenditures to a YTD budget is for analysis only.

**COLLIN COUNTY, TEXAS**  
Fund Summary for Commissioners Court Approved Expenditures Budgets  
December 31, 2025

	<b>Annual Revised</b>	<b>Current Month</b>	<b>Actual</b>	<b>Variance - Actual</b>			<b>Variance - Actual</b>	
	<b>Budget</b>	<b>Expenditures</b>	<b>Expenditures Year</b>	<b>YTD to Revised</b>	<b>Encumbrances</b>	<b>Available Balance</b>	<b>Revised Budget for</b>	<b>YTD to Revised</b>
			<b>to Date</b>	<b>Budget</b>			<b>3 Months(1)</b>	<b>Budget YTD</b>
<b>471st Civil Court</b>								
Salaries and benefits	497,177.00	37,160.31	110,778.05	386,398.95	-	386,398.95	124,294.25	13,516.20
Training and travel	10,000.00	-	1,745.61	8,254.39	-	8,254.39	2,500.00	754.39
Maintenance and operating	5,162.56	66.48	1,004.04	4,158.52	433.52	3,725.00	1,290.64	286.60
	<u>512,339.56</u>	<u>37,226.79</u>	<u>113,527.70</u>	<u>398,811.86</u>	<u>433.52</u>	<u>398,378.34</u>	<u>128,084.89</u>	<u>14,557.19</u>
<b>493rd Civil Court</b>								
Salaries and benefits	480,712.00	33,411.15	77,566.44	403,145.56	-	403,145.56	120,178.00	42,611.56
Training and travel	9,185.00	-	1,083.48	8,101.52	-	8,101.52	2,296.25	1,212.77
Maintenance and operating	9,532.00	478.10	478.10	9,053.90	644.48	8,409.42	2,383.00	1,904.90
Capital	6,050.00	-	-	6,050.00	6,050.00	-	1,512.50	1,512.50
	<u>505,479.00</u>	<u>33,889.25</u>	<u>79,128.02</u>	<u>426,350.98</u>	<u>6,694.48</u>	<u>419,656.50</u>	<u>126,369.75</u>	<u>47,241.73</u>
<b>494th Family District Court</b>								
Salaries and benefits	474,487.00	36,812.11	107,417.45	367,069.55	-	367,069.55	118,621.75	11,204.30
Training and travel	10,035.00	660.86	1,579.34	8,455.66	-	8,455.66	2,508.75	929.41
Maintenance and operating	12,000.00	562.57	1,468.53	10,531.47	6,792.25	3,739.22	3,000.00	1,531.47
Capital	19,855.92	-	-	19,855.92	-	19,855.92	4,963.98	4,963.98
	<u>516,377.92</u>	<u>38,035.54</u>	<u>110,465.32</u>	<u>405,912.60</u>	<u>6,792.25</u>	<u>399,120.35</u>	<u>129,094.48</u>	<u>18,629.16</u>
<b>Total District Courts</b>	<u>9,412,955.54</u>	<u>674,723.39</u>	<u>1,981,394.09</u>	<u>7,431,561.45</u>	<u>25,888.16</u>	<u>7,405,673.29</u>	<u>2,353,238.88</u>	<u>371,844.79</u>
<b>District Clerk:</b>								
Salaries and benefits	8,153,908.00	615,616.36	1,847,779.60	6,306,128.40	-	6,306,128.40	2,038,477.00	190,697.40
Training and travel	52,500.00	1,480.13	9,319.42	43,180.58	10,252.00	32,928.58	13,125.00	3,805.58
Maintenance and operating	717,875.30	1,761.67	30,555.92	687,319.38	300,429.16	386,890.22	179,468.82	148,912.90
Capital	56,292.47	-	14,095.11	42,197.36	-	42,197.36	14,073.12	(21.99)
	<u>8,980,575.77</u>	<u>618,858.16</u>	<u>1,901,750.05</u>	<u>7,078,825.72</u>	<u>310,681.16</u>	<u>6,768,144.56</u>	<u>2,245,143.94</u>	<u>343,393.89</u>
<b>District Clerk Document Preservation:</b>								
Maintenance and operating	200,000.00	-	-	200,000.00	-	200,000.00	50,000.00	50,000.00
	<u>200,000.00</u>	<u>-</u>	<u>-</u>	<u>200,000.00</u>	<u>-</u>	<u>200,000.00</u>	<u>50,000.00</u>	<u>50,000.00</u>
<b>District Clerk - Magistrate</b>								
Salaries and benefits	623,075.00	46,962.51	133,313.60	489,761.40	-	489,761.40	155,768.75	22,455.15
	<u>623,075.00</u>	<u>46,962.51</u>	<u>133,313.60</u>	<u>489,761.40</u>	<u>-</u>	<u>489,761.40</u>	<u>155,768.75</u>	<u>22,455.15</u>
<b>Jury Services - District Clerk:</b>								
Salaries and benefits	365,532.00	27,819.25	82,404.61	283,127.39	-	283,127.39	91,383.00	8,978.39
Training and travel	26,500.00	-	-	26,500.00	-	26,500.00	6,625.00	6,625.00
Maintenance and operating	858,750.00	125,285.00	212,665.29	646,084.71	2,866.96	643,217.75	214,687.50	2,022.21
Capital	215,419.01	-	18,983.25	196,435.76	3,477.10	192,958.66	53,854.75	34,871.50
	<u>1,466,201.01</u>	<u>153,104.25</u>	<u>314,053.15</u>	<u>1,152,147.86</u>	<u>6,344.06</u>	<u>1,145,803.80</u>	<u>366,550.25</u>	<u>52,497.10</u>

(1) Commissioners Court adopts an annual budget; the comparison of actual YTD expenditures to a YTD budget is for analysis only.

**COLLIN COUNTY, TEXAS**  
Fund Summary for Commissioners Court Approved Expenditures Budgets  
December 31, 2025

	<u>Annual Revised Budget</u>	<u>Current Month Expenditures</u>	<u>Actual Expenditures Year to Date</u>	<u>Variance - Actual YTD to Revised Budget</u>	<u>Encumbrances</u>	<u>Available Balance</u>	<u>Revised Budget for 3 Months(1)</u>	<u>Variance - Actual YTD to Revised Budget YTD</u>
<b>Justices of the Peace:</b>								
<b>Justice of the Peace Combined:</b>								
Salaries and benefits	143,472.00	10,804.62	34,157.35	109,314.65	-	109,314.65	35,868.00	1,710.65
Training and travel	6,290.00	-	-	6,290.00	-	6,290.00	1,572.50	1,572.50
Maintenance and operating	24,000.00	1,149.88	1,724.82	22,275.18	-	22,275.18	6,000.00	4,275.18
	<u>173,762.00</u>	<u>11,954.50</u>	<u>35,882.17</u>	<u>137,879.83</u>	<u>-</u>	<u>137,879.83</u>	<u>43,440.50</u>	<u>7,558.33</u>
<b>Justice of the Peace, Precinct 1:</b>								
Salaries and benefits	784,872.00	59,671.27	171,922.37	612,949.63	-	612,949.63	196,218.00	24,295.63
Training and travel	6,000.00	-	1,050.00	4,950.00	-	4,950.00	1,500.00	450.00
Maintenance and operating	4,730.00	-	-	4,730.00	629.45	4,100.55	1,182.50	1,182.50
	<u>795,602.00</u>	<u>59,671.27</u>	<u>172,972.37</u>	<u>622,629.63</u>	<u>629.45</u>	<u>622,000.18</u>	<u>198,900.50</u>	<u>25,928.13</u>
<b>Justice of the Peace, Precinct 2:</b>								
Salaries and benefits	671,160.00	50,897.29	153,495.44	517,664.56	-	517,664.56	167,790.00	14,294.56
Training and travel	9,057.00	-	2,374.96	6,682.04	993.65	5,688.39	2,264.25	(110.71)
Maintenance and operating	9,707.00	492.06	1,181.79	8,525.21	726.45	7,798.76	2,426.75	1,244.96
Capital	6,425.64	-	-	6,425.64	-	6,425.64	1,606.41	1,606.41
	<u>696,349.64</u>	<u>51,389.35</u>	<u>157,052.19</u>	<u>539,297.45</u>	<u>1,720.10</u>	<u>537,577.35</u>	<u>174,087.41</u>	<u>17,035.22</u>
<b>Justice of the Peace, Precinct 3:</b>								
Salaries and benefits	1,203,383.00	88,277.35	261,029.40	942,353.60	-	942,353.60	300,845.75	39,816.35
Training and travel	15,000.00	100.00	600.00	14,400.00	-	14,400.00	3,750.00	3,150.00
Maintenance and operating	7,340.00	16.99	932.24	6,407.76	1,820.26	4,587.50	1,835.00	902.76
	<u>1,225,723.00</u>	<u>88,394.34</u>	<u>262,561.64</u>	<u>963,161.36</u>	<u>1,820.26</u>	<u>961,341.10</u>	<u>306,430.75</u>	<u>43,869.11</u>
<b>Justice of the Peace, Precinct 4:</b>								
Salaries and benefits	794,850.00	61,709.20	179,763.39	615,086.61	-	615,086.61	198,712.50	18,949.11
Training and travel	12,700.00	200.00	200.00	12,500.00	-	12,500.00	3,175.00	2,975.00
Maintenance and operating	5,936.00	322.81	322.81	5,613.19	3,352.81	2,260.38	1,484.00	1,161.19
Capital	17,178.76	-	-	17,178.76	-	17,178.76	4,294.69	4,294.69
	<u>830,664.76</u>	<u>62,232.01</u>	<u>180,286.20</u>	<u>650,378.56</u>	<u>3,352.81</u>	<u>647,025.75</u>	<u>207,666.19</u>	<u>27,379.99</u>
<b>Total Justices of the Peace</b>	<b>3,722,101.40</b>	<b>273,641.47</b>	<b>808,754.57</b>	<b>2,913,346.83</b>	<b>7,522.62</b>	<b>2,905,824.21</b>	<b>930,525.35</b>	<b>121,770.78</b>
<b>Court Appointed Representation:</b>								
Salaries and benefits	900,715.00	61,437.13	176,044.11	724,670.89	-	724,670.89	225,178.75	49,134.64
Training and travel	11,500.00	283.89	1,557.69	9,942.31	1,233.16	8,709.15	2,875.00	1,317.31
Maintenance and operating	28,550.00	3,574.14	3,720.34	24,829.66	3,707.91	21,121.75	7,137.50	3,417.16
	<u>940,765.00</u>	<u>65,295.16</u>	<u>181,322.14</u>	<u>759,442.86</u>	<u>4,941.07</u>	<u>754,501.79</u>	<u>235,191.25</u>	<u>53,869.11</u>
<b>Total Judicial</b>	<b>37,580,987.72</b>	<b>2,665,350.83</b>	<b>7,810,318.53</b>	<b>29,770,669.19</b>	<b>658,160.86</b>	<b>29,112,508.33</b>	<b>9,395,246.93</b>	<b>1,584,928.40</b>
<b>Financial Administration:</b>								
<b>County Auditor:</b>								
Salaries and benefits	4,690,453.00	345,402.42	1,037,888.60	3,652,564.40	-	3,652,564.40	1,172,613.25	134,724.65
Training and travel	46,850.00	1,249.00	8,034.47	38,815.53	5,345.31	33,470.22	11,712.50	3,678.03
Maintenance and operating	18,500.00	169.76	704.71	17,795.29	2,285.19	15,510.10	4,625.00	3,920.29
	<u>4,755,803.00</u>	<u>346,821.18</u>	<u>1,046,627.78</u>	<u>3,709,175.22</u>	<u>7,630.50</u>	<u>3,701,544.72</u>	<u>1,188,950.75</u>	<u>142,322.97</u>

(1) Commissioners Court adopts an annual budget; the comparison of actual YTD expenditures to a YTD budget is for analysis only.

**COLLIN COUNTY, TEXAS**  
Fund Summary for Commissioners Court Approved Expenditures Budgets  
December 31, 2025

	Annual Revised Budget	Current Month Expenditures	Actual Expenditures Year to Date	Variance - Actual YTD to Revised Budget	Encumbrances	Available Balance	Revised Budget for 3 Months(1)	Variance - Actual YTD to Revised Budget YTD
<b>Budget Director:</b>								
Salaries and benefits	1,238,922.00	92,134.82	277,202.71	961,719.29	-	961,719.29	309,730.50	32,527.79
Training and travel	19,100.00	250.25	1,842.59	17,257.41	-	17,257.41	4,775.00	2,932.41
Maintenance and operating	6,695.00	674.58	931.29	5,763.71	2.87	5,760.84	1,673.75	742.46
	<u>1,264,717.00</u>	<u>93,059.65</u>	<u>279,976.59</u>	<u>984,740.41</u>	<u>2.87</u>	<u>984,737.54</u>	<u>316,179.25</u>	<u>36,202.66</u>
<b>County Court-at-Law Clerks</b>								
- Collection:								
Salaries and benefits	414,827.00	30,430.92	82,866.64	331,960.36	-	331,960.36	103,706.75	20,840.11
Training and travel	6,500.00	-	-	6,500.00	-	6,500.00	1,625.00	1,625.00
Maintenance and operating	9,766.00	709.12	709.12	9,056.88	2,451.25	6,605.63	2,441.50	1,732.38
	<u>431,093.00</u>	<u>31,140.04</u>	<u>83,575.76</u>	<u>347,517.24</u>	<u>2,451.25</u>	<u>345,065.99</u>	<u>107,773.25</u>	<u>24,197.49</u>
<b>Tax Assessor-Collector:</b>								
Salaries and benefits	9,189,582.00	645,765.56	1,954,904.39	7,234,677.61	-	7,234,677.61	2,297,395.50	342,491.11
Training and travel	24,850.00	2,918.52	6,260.30	18,589.70	-	18,589.70	6,212.50	(47.80)
Maintenance and operating	176,427.00	112,573.94	114,903.89	61,523.11	33,987.19	27,535.92	44,106.75	(70,797.14)
Capital	71,458.00	-	-	71,458.00	49,045.50	22,412.50	17,864.50	17,864.50
	<u>9,462,317.00</u>	<u>761,258.02</u>	<u>2,076,068.58</u>	<u>7,386,248.42</u>	<u>83,032.69</u>	<u>7,303,215.73</u>	<u>2,365,579.25</u>	<u>289,510.67</u>
<b>Treasury:</b>								
Salaries and benefits	646,081.00	41,647.79	126,561.12	519,519.88	-	519,519.88	161,520.25	34,959.13
Training and travel	9,200.00	-	-	9,200.00	-	9,200.00	2,300.00	2,300.00
Maintenance and operating	3,617.00	-	179.65	3,437.35	332.12	3,105.23	904.25	724.60
	<u>658,898.00</u>	<u>41,647.79</u>	<u>126,740.77</u>	<u>532,157.23</u>	<u>332.12</u>	<u>531,825.11</u>	<u>164,724.50</u>	<u>37,983.73</u>
<b>Tax Appraiser:</b>								
Maintenance and operating	2,601,186.00	641,843.75	641,843.75	1,959,342.25	-	1,959,342.25	650,296.50	8,452.75
<b>Purchasing Department:</b>								
Salaries and benefits	2,334,397.00	164,033.27	497,056.61	1,837,340.39	-	1,837,340.39	583,599.25	86,542.64
Training and travel	36,520.00	1,384.23	4,584.98	31,935.02	2,797.34	29,137.68	9,130.00	4,545.02
Maintenance and operating	8,968.73	125.45	4,490.93	4,477.80	540.19	3,937.61	2,242.18	(2,248.75)
	<u>2,379,885.73</u>	<u>165,542.95</u>	<u>506,132.52</u>	<u>1,873,753.21</u>	<u>3,337.53</u>	<u>1,870,415.68</u>	<u>594,971.43</u>	<u>88,838.91</u>
Total Financial Administration	<u>21,553,899.73</u>	<u>2,081,313.38</u>	<u>4,760,965.75</u>	<u>16,792,933.98</u>	<u>96,786.96</u>	<u>16,696,147.02</u>	<u>5,388,474.93</u>	<u>627,509.18</u>
<b>Legal:</b>								
District Attorney:								
Salaries and benefits	22,715,624.50	1,633,853.48	4,821,952.65	17,893,671.85	-	17,893,671.85	5,678,906.12	856,953.47
Training and travel	76,775.90	1,345.13	11,202.37	65,573.53	11,329.91	54,243.62	19,193.97	7,991.60
Maintenance and operating	416,176.00	18,358.53	65,138.06	351,037.94	24,432.20	326,605.74	104,044.00	38,905.94
	<u>23,208,576.40</u>	<u>1,653,557.14</u>	<u>4,898,293.08</u>	<u>18,310,283.32</u>	<u>35,762.11</u>	<u>18,274,521.21</u>	<u>5,802,144.10</u>	<u>903,851.02</u>

(1) Commissioners Court adopts an annual budget; the comparison of actual YTD expenditures to a YTD budget is for analysis only.

**COLLIN COUNTY, TEXAS**  
Fund Summary for Commissioners Court Approved Expenditures Budgets  
December 31, 2025

	<u>Annual Revised Budget</u>	<u>Current Month Expenditures</u>	<u>Actual Expenditures Year to Date</u>	<u>Variance - Actual YTD to Revised Budget</u>	<u>Encumbrances</u>	<u>Available Balance</u>	<u>Revised Budget for 3 Months(1)</u>	<u>Variance - Actual YTD to Revised Budget YTD</u>
Court-Appointed Prosecutor:								
Maintenance and operating	410,810.88	-	-	410,810.88	-	410,810.88	102,702.72	102,702.72
Total Legal	23,619,387.28	1,653,557.14	4,898,293.08	18,721,094.20	35,762.11	18,685,332.09	5,904,846.82	1,006,553.74
Public Facilities:								
Building Superintendent:								
Salaries and benefits	961,115.00	61,877.69	187,871.62	773,243.38	-	773,243.38	240,278.75	52,407.13
Training and travel	4,000.00	-	-	4,000.00	-	4,000.00	1,000.00	1,000.00
Maintenance and operating	1,775,753.00	154,434.45	437,532.02	1,338,220.98	223,613.64	1,114,607.34	443,938.25	6,406.23
Capital	845,401.22	-	-	845,401.22	3,161.62	842,239.60	211,350.30	211,350.30
Total	3,586,269.22	216,312.14	625,403.64	2,960,865.58	226,775.26	2,734,090.32	896,567.30	271,163.66
Facilities Management:								
Salaries and benefits	7,713,283.00	540,726.97	1,635,085.28	6,078,197.72	-	6,078,197.72	1,928,320.75	293,235.47
Training and travel	31,820.00	-	68.50	31,751.50	2,599.14	29,152.36	7,955.00	7,886.50
Maintenance and operating	7,036,044.49	644,072.32	957,887.86	6,078,156.63	1,244,363.72	4,833,792.91	1,759,011.12	801,123.26
Capital	263,738.72	139.20	139.20	263,599.52	4,615.17	258,984.35	65,934.68	65,795.48
Total	15,044,886.21	1,184,938.49	2,593,180.84	12,451,705.37	1,251,578.03	11,200,127.34	3,761,221.55	1,168,040.71
Courthouse Security:								
Maintenance and operating	39,430.00	21,241.59	21,241.59	18,188.41	4,000.00	14,188.41	9,857.50	(11,384.09)
Permanent Improvement:								
Maintenance and operating	903,715.49	4,880.00	26,522.22	877,193.27	509,730.00	367,463.27	225,928.87	199,406.65
Capital	16,237,326.33	137,767.67	298,050.88	15,939,275.45	1,480,927.91	14,458,347.54	4,059,331.58	3,761,280.70
Total	17,141,041.82	142,647.67	324,573.10	16,816,468.72	1,990,657.91	14,825,810.81	4,285,260.45	3,960,687.35
Total Public Facilities	35,811,627.25	1,565,139.89	3,564,399.17	32,247,228.08	3,473,011.20	28,774,216.88	8,952,906.81	5,388,507.64
Equipment Services:								
Salaries and benefits	1,679,268.00	119,614.23	345,142.52	1,334,125.48	-	1,334,125.48	419,817.00	74,674.48
Training and travel	12,500.00	-	-	12,500.00	-	12,500.00	3,125.00	3,125.00
Maintenance and operating	1,958,449.13	102,340.30	221,875.92	1,736,573.21	426,381.16	1,310,192.05	489,612.28	267,736.36
Capital	4,479,849.54	374,768.62	469,539.97	4,010,309.57	679,463.97	3,330,845.60	1,119,962.39	650,422.42
Total Equipment Services	8,130,066.67	596,723.15	1,036,558.41	7,093,508.26	1,105,845.13	5,987,663.13	2,032,516.67	995,958.26
Public safety:								
Ambulance:								
Maintenance and operating	2,136,396.39	-	15,549.59	2,120,846.80	31,099.18	2,089,747.62	534,099.10	518,549.51

(1) Commissioners Court adopts an annual budget; the comparison of actual YTD expenditures to a YTD budget is for analysis only.

**COLLIN COUNTY, TEXAS**  
Fund Summary for Commissioners Court Approved Expenditures Budgets  
December 31, 2025

	Annual Revised Budget	Current Month Expenditures	Actual Expenditures Year to Date	Variance - Actual YTD to Revised Budget	Encumbrances	Available Balance	Revised Budget for 3 Months(1)	Variance - Actual YTD to Revised Budget YTD
<b>Fire Marshal:</b>								
Salaries and benefits	665,947.00	48,057.46	139,565.80	526,381.20	-	526,381.20	166,486.75	26,920.95
Training and travel	13,000.00	-	942.60	12,057.40	-	12,057.40	3,250.00	2,307.40
Maintenance and operating	1,005,876.00	188,408.58	525,523.37	480,352.63	2,154.93	478,197.70	251,469.00	(274,054.37)
Capital	10,054.46	-	-	10,054.46	-	10,054.46	2,513.61	2,513.61
	<u>1,694,877.46</u>	<u>236,466.04</u>	<u>666,031.77</u>	<u>1,028,845.69</u>	<u>2,154.93</u>	<u>1,026,690.76</u>	<u>423,719.36</u>	<u>(242,312.41)</u>
<b>Breathalyzer Program:</b>								
Maintenance and operating	30,000.00	4,627.00	4,627.00	25,373.00	18,441.66	6,931.34	7,500.00	2,873.00
<b>Constables:</b>								
<b>Constable, Precinct 1:</b>								
Salaries and benefits	1,306,421.00	102,233.89	300,509.60	1,005,911.40	-	1,005,911.40	326,605.25	26,095.65
Training and travel	7,583.00	632.80	832.80	6,750.20	-	6,750.20	1,895.75	1,062.95
Maintenance and operating	38,342.00	2,586.95	23,112.22	15,229.78	191.38	15,038.40	9,585.50	(13,526.72)
Capital	135,854.00	1,376.82	1,376.82	134,477.18	15,600.00	118,877.18	33,963.50	32,586.68
	<u>1,488,200.00</u>	<u>106,830.46</u>	<u>325,831.44</u>	<u>1,162,368.56</u>	<u>15,791.38</u>	<u>1,146,577.18</u>	<u>372,050.00</u>	<u>46,218.56</u>
<b>Constable, Precinct 2:</b>								
Salaries and benefits	708,835.00	53,977.36	159,585.18	549,249.82	-	549,249.82	177,208.75	17,623.57
Training and travel	2,900.00	-	1,242.72	1,657.28	-	1,657.28	725.00	(517.72)
Maintenance and operating	17,069.05	392.33	2,713.63	14,355.42	822.75	13,532.67	4,267.26	1,553.63
	<u>728,804.05</u>	<u>54,369.69</u>	<u>163,541.53</u>	<u>565,262.52</u>	<u>822.75</u>	<u>564,439.77</u>	<u>182,201.01</u>	<u>18,659.48</u>
<b>Constable, Precinct 3:</b>								
Salaries and benefits	1,940,860.00	146,811.91	440,754.31	1,500,105.69	-	1,500,105.69	485,215.00	44,460.69
Training and travel	11,930.00	-	-	11,930.00	-	11,930.00	2,982.50	2,982.50
Maintenance and operating	49,545.00	100.00	1,844.61	47,700.39	5,057.26	42,643.13	12,386.25	10,541.64
	<u>2,002,335.00</u>	<u>146,911.91</u>	<u>442,598.92</u>	<u>1,559,736.08</u>	<u>5,057.26</u>	<u>1,554,678.82</u>	<u>500,583.75</u>	<u>57,984.83</u>
<b>Constable, Precinct 4:</b>								
Salaries and benefits	1,376,329.00	105,741.69	310,961.40	1,065,367.60	-	1,065,367.60	344,082.25	33,120.85
Training and travel	7,500.00	315.00	315.00	7,185.00	-	7,185.00	1,875.00	1,560.00
Maintenance and operating	18,962.12	2,986.04	6,338.52	12,623.60	966.48	11,657.12	4,740.53	(1,597.99)
Capital	136,889.00	1,376.82	1,376.82	135,512.18	15,600.00	119,912.18	34,222.25	32,845.43
	<u>1,539,680.12</u>	<u>110,419.55</u>	<u>318,991.74</u>	<u>1,220,688.38</u>	<u>16,566.48</u>	<u>1,204,121.90</u>	<u>384,920.03</u>	<u>65,928.29</u>
<b>Total Constables</b>	<u>5,759,019.17</u>	<u>418,531.61</u>	<u>1,250,963.63</u>	<u>4,508,055.54</u>	<u>38,237.87</u>	<u>4,469,817.67</u>	<u>1,439,754.79</u>	<u>188,791.16</u>
<b>Sheriff:</b>								
Salaries and benefits	22,945,200.25	1,676,268.62	5,137,062.39	17,808,137.86	-	17,808,137.86	5,736,300.06	599,237.67
Training and travel	252,595.00	6,926.27	13,770.79	238,824.21	26,454.83	212,369.38	63,148.75	49,377.96
Maintenance and operating	715,657.03	49,544.51	156,125.97	559,531.06	173,537.51	385,993.55	178,914.26	22,788.29
Capital	306,065.74	242.00	66,439.65	239,626.09	595.00	239,031.09	76,516.43	10,076.78
	<u>24,219,518.02</u>	<u>1,732,981.40</u>	<u>5,373,398.80</u>	<u>18,846,119.22</u>	<u>200,587.34</u>	<u>18,645,531.88</u>	<u>6,054,879.50</u>	<u>681,480.70</u>

(1) Commissioners Court adopts an annual budget; the comparison of actual YTD expenditures to a YTD budget is for analysis only.

**COLLIN COUNTY, TEXAS**  
Fund Summary for Commissioners Court Approved Expenditures Budgets  
December 31, 2025

	<b>Annual Revised Budget</b>	<b>Current Month Expenditures</b>	<b>Actual Expenditures Year to Date</b>	<b>Variance - Actual YTD to Revised Budget</b>	<b>Encumbrances</b>	<b>Available Balance</b>	<b>Revised Budget for 3 Months(1)</b>	<b>Variance - Actual YTD to Revised Budget YTD</b>
<b>Jail Operations:</b>								
Salaries and benefits	47,796,848.00	3,778,651.16	10,810,759.49	36,986,088.51	-	36,986,088.51	11,949,212.00	1,138,452.51
Training and travel	99,526.00	320.00	4,835.00	94,691.00	1,883.00	92,808.00	24,881.50	20,046.50
Maintenance and operating	6,208,163.17	705,159.85	1,166,238.40	5,041,924.77	2,299,244.52	2,742,680.25	1,552,040.79	385,802.39
Capital	177,750.00	174,962.00	174,962.00	2,788.00	-	2,788.00	44,437.50	(130,524.50)
	<u>54,282,287.17</u>	<u>4,659,093.01</u>	<u>12,156,794.89</u>	<u>42,125,492.28</u>	<u>2,301,127.52</u>	<u>39,824,364.76</u>	<u>13,570,571.79</u>	<u>1,413,776.90</u>
<b>Sheriffs Office Commissary</b>								
Salaries and benefits	346,904.00	25,835.53	75,825.31	271,078.69	-	271,078.69	86,726.00	10,900.69
	<u>346,904.00</u>	<u>25,835.53</u>	<u>75,825.31</u>	<u>271,078.69</u>	<u>-</u>	<u>271,078.69</u>	<u>86,726.00</u>	<u>10,900.69</u>
<b>Minimum Security Operations:</b>								
Maintenance and operating	250.00	-	-	250.00	-	250.00	62.50	62.50
	<u>250.00</u>	<u>-</u>	<u>-</u>	<u>250.00</u>	<u>-</u>	<u>250.00</u>	<u>62.50</u>	<u>62.50</u>
<b>Sheriff's Office - Fusion Center:</b>								
Salaries and benefits	2,934.00	(2,034.16)	(5,453.15)	8,387.15	-	8,387.15	733.50	6,186.65
Training and travel	8,350.00	-	-	8,350.00	-	8,350.00	2,087.50	2,087.50
Maintenance and operating	1,500.00	-	-	1,500.00	300.00	1,200.00	375.00	375.00
	<u>12,784.00</u>	<u>(2,034.16)</u>	<u>(5,453.15)</u>	<u>18,237.15</u>	<u>300.00</u>	<u>17,937.15</u>	<u>3,196.00</u>	<u>8,649.15</u>
<b>Medical Examiner:</b>								
Salaries and benefits	2,529,911.00	224,299.52	639,194.40	1,890,716.60	-	1,890,716.60	632,477.75	(6,716.65)
Training and travel	15,500.00	-	724.31	14,775.69	-	14,775.69	3,875.00	3,150.69
Maintenance and operating	678,707.49	31,750.46	63,207.67	615,499.82	183,170.66	432,329.16	169,676.87	106,469.20
Capital	8,233.22	-	-	8,233.22	-	8,233.22	2,058.30	2,058.30
	<u>3,232,351.71</u>	<u>256,049.98</u>	<u>703,126.38</u>	<u>2,529,225.33</u>	<u>183,170.66</u>	<u>2,346,054.67</u>	<u>808,087.93</u>	<u>104,961.55</u>
<b>Highway Patrol:</b>								
Salaries and benefits	45,098.00	1,532.83	4,545.34	40,552.66	-	40,552.66	11,274.50	6,729.16
<b>County Corrections Center:</b>								
Salaries and benefits	455,346.00	34,961.75	104,026.39	351,319.61	-	351,319.61	113,836.50	9,810.11
	<u>455,346.00</u>	<u>34,961.75</u>	<u>104,026.39</u>	<u>351,319.61</u>	<u>-</u>	<u>351,319.61</u>	<u>113,836.50</u>	<u>9,810.11</u>
<b>Child Abuse Task Force:</b>								
Salaries and benefits	871,579.00	62,306.78	188,454.29	683,124.71	-	683,124.71	217,894.75	29,440.46
Maintenance and operating	1,000.00	-	-	1,000.00	383.72	616.28	250.00	250.00
	<u>872,579.00</u>	<u>62,306.78</u>	<u>188,454.29</u>	<u>684,124.71</u>	<u>383.72</u>	<u>683,740.99</u>	<u>218,144.75</u>	<u>29,690.46</u>
<b>Sheriffs Office Dispatch:</b>								
Salaries and benefits	3,659,707.00	276,217.41	800,457.77	2,859,249.23	-	2,859,249.23	914,926.75	114,468.98
Training and travel	7,391.00	-	680.36	6,710.64	-	6,710.64	1,847.75	1,167.39
Maintenance and operating	1,314,449.00	113,206.15	1,037,392.87	277,056.13	12,215.70	264,840.43	328,612.25	(708,780.62)
	<u>4,981,547.00</u>	<u>389,423.56</u>	<u>1,838,531.00</u>	<u>3,143,016.00</u>	<u>12,215.70</u>	<u>3,130,800.30</u>	<u>1,245,386.75</u>	<u>(593,144.25)</u>

(1) Commissioners Court adopts an annual budget; the comparison of actual YTD expenditures to a YTD budget is for analysis only.

**COLLIN COUNTY, TEXAS**  
Fund Summary for Commissioners Court Approved Expenditures Budgets  
December 31, 2025

	<b>Annual Revised Budget</b>	<b>Current Month Expenditures</b>	<b>Actual Expenditures Year to Date</b>	<b>Variance - Actual YTD to Revised Budget</b>	<b>Encumbrances</b>	<b>Available Balance</b>	<b>Revised Budget for 3 Months(1)</b>	<b>Variance - Actual YTD to Revised Budget YTD</b>
911 Addressing:								
Salaries and benefits	937,023.00	62,968.99	197,625.62	739,397.38	-	739,397.38	234,255.75	36,630.13
Training and travel	27,900.00	408.00	9,039.15	18,860.85	4,340.40	14,520.45	6,975.00	(2,064.15)
Maintenance and operating	94,639.16	905.76	7,776.57	86,862.59	26,046.95	60,815.64	23,659.79	15,883.22
	<u>1,059,562.16</u>	<u>64,282.75</u>	<u>214,441.34</u>	<u>845,120.82</u>	<u>30,387.35</u>	<u>814,733.47</u>	<u>264,890.54</u>	<u>50,449.20</u>
Jail Cafeteria:								
Maintenance and operating	141,528.00	-	-	141,528.00	-	141,528.00	35,382.00	35,382.00
	<u>141,528.00</u>	<u>-</u>	<u>-</u>	<u>141,528.00</u>	<u>-</u>	<u>141,528.00</u>	<u>35,382.00</u>	<u>35,382.00</u>
Juvenile Board:								
Juvenile Probation:								
Salaries and benefits	5,543,223.00	356,123.58	1,047,951.84	4,495,271.16	-	4,495,271.16	1,385,805.75	337,853.91
Training and travel	78,830.00	5,092.81	12,510.11	66,319.89	225.82	66,094.07	19,707.50	7,197.39
Maintenance and operating	807,633.00	61,174.48	104,784.09	702,848.91	366,791.67	336,057.24	201,908.25	97,124.16
Capital	73,663.00	-	-	73,663.00	57,544.39	16,118.61	18,415.75	18,415.75
	<u>6,503,349.00</u>	<u>422,390.87</u>	<u>1,165,246.04</u>	<u>5,338,102.96</u>	<u>424,561.88</u>	<u>4,913,541.08</u>	<u>1,625,837.25</u>	<u>460,591.21</u>
Juvenile Detention:								
Salaries and benefits	10,859,554.00	804,830.56	2,309,822.37	8,549,731.63	-	8,549,731.63	2,714,888.50	405,066.13
Training and travel	43,384.00	-	722.89	42,661.11	-	42,661.11	10,846.00	10,123.11
Maintenance and operating	1,481,835.00	95,101.37	308,031.75	1,173,803.25	653,914.19	519,889.06	370,458.75	62,427.00
Capital	50,658.35	-	-	50,658.35	-	50,658.35	12,664.59	12,664.59
	<u>12,435,431.35</u>	<u>899,931.93</u>	<u>2,618,577.01</u>	<u>9,816,854.34</u>	<u>653,914.19</u>	<u>9,162,940.15</u>	<u>3,108,857.84</u>	<u>490,280.83</u>
Juvenile Alternative Education:								
Salaries and benefits	893,880.00	66,000.44	203,340.26	690,539.74	-	690,539.74	223,470.00	20,129.74
Training and travel	10,223.00	-	-	10,223.00	-	10,223.00	2,555.75	2,555.75
Maintenance and operating	456,015.00	761.16	1,418.87	454,596.13	17,807.88	436,788.25	114,003.75	112,584.88
	<u>1,360,118.00</u>	<u>66,761.60</u>	<u>204,759.13</u>	<u>1,155,358.87</u>	<u>17,807.88</u>	<u>1,137,550.99</u>	<u>340,029.50</u>	<u>135,270.37</u>
Total Juvenile Board	<u>20,298,898.35</u>	<u>1,389,084.40</u>	<u>3,988,582.18</u>	<u>16,310,316.17</u>	<u>1,096,283.95</u>	<u>15,214,032.22</u>	<u>5,074,724.59</u>	<u>1,086,142.41</u>
Development Services:								
Salaries and benefits	1,225,194.00	89,170.57	269,088.85	956,105.15	30,785.41	925,319.74	306,298.50	37,209.65
Training and travel	11,175.00	-	1,100.00	10,075.00	-	10,075.00	2,793.75	1,693.75
Maintenance and operating	11,551.00	197.46	582.15	10,968.85	830.32	10,138.53	2,887.75	2,305.60
	<u>1,247,920.00</u>	<u>89,368.03</u>	<u>270,771.00</u>	<u>977,149.00</u>	<u>31,615.73</u>	<u>945,533.27</u>	<u>311,980.00</u>	<u>41,209.00</u>

(1) Commissioners Court adopts an annual budget; the comparison of actual YTD expenditures to a YTD budget is for analysis only.

**COLLIN COUNTY, TEXAS**  
Fund Summary for Commissioners Court Approved Expenditures Budgets  
December 31, 2025

	<u>Annual Revised Budget</u>	<u>Current Month Expenditures</u>	<u>Actual Expenditures Year to Date</u>	<u>Variance - Actual YTD to Revised Budget</u>	<u>Encumbrances</u>	<u>Available Balance</u>	<u>Revised Budget for 3 Months(1)</u>	<u>Variance - Actual YTD to Revised Budget YTD</u>
Courthouse Security:								
Salaries and benefits	854,479.00	63,850.29	198,162.28	656,316.72	-	656,316.72	213,619.75	15,457.47
Maintenance and operating	3,750.00	-	382.51	3,367.49	1,389.06	1,978.43	937.50	554.99
	<u>858,229.00</u>	<u>63,850.29</u>	<u>198,544.79</u>	<u>659,684.21</u>	<u>1,389.06</u>	<u>658,295.15</u>	<u>214,557.25</u>	<u>16,012.46</u>
Emergency Management:								
Salaries and benefits	213,275.00	9,160.00	26,933.77	186,341.23	-	186,341.23	53,318.75	26,384.98
Training and travel	3,900.00	-	-	3,900.00	-	3,900.00	975.00	975.00
Maintenance and operating	2,218.15	28.80	794.42	1,423.73	380.24	1,043.49	554.54	(239.88)
	<u>219,393.15</u>	<u>9,188.80</u>	<u>27,728.19</u>	<u>191,664.96</u>	<u>380.24</u>	<u>191,284.72</u>	<u>54,848.29</u>	<u>27,120.10</u>
Total Public Safety	<u>121,894,488.58</u>	<u>9,435,549.60</u>	<u>27,076,488.74</u>	<u>94,817,999.84</u>	<u>3,947,774.91</u>	<u>90,870,224.93</u>	<u>30,473,622.14</u>	<u>3,397,133.40</u>
Public transportation:								
Public Works - Road & Bridge Construction								
Capital	1,010,598.19	2,535.00	65,279.91	945,318.28	804,524.93	140,793.35	252,649.55	187,369.64
Total Public Transportation	<u>1,010,598.19</u>	<u>2,535.00</u>	<u>65,279.91</u>	<u>945,318.28</u>	<u>804,524.93</u>	<u>140,793.35</u>	<u>252,649.55</u>	<u>187,369.64</u>
Health and welfare:								
Mental Health and Retardation:								
Maintenance and operating	3,515,781.00	761,945.25	761,945.25	2,753,835.75	-	2,753,835.75	878,945.25	117,000.00
Child Protective Board:								
Maintenance and operating	46,330.00	-	46,330.00	-	-	-	46,330.00	-
Inmate Health:								
Maintenance and operating	22,828,623.00	1,715,536.65	5,748,736.10	17,079,886.90	6,603,659.93	10,476,226.97	5,707,155.75	(41,580.35)
Indigent Defense Coordinator:								
Maintenance and operating	19,000.00	-	2,526.00	16,474.00	-	16,474.00	4,750.00	2,224.00
	<u>19,000.00</u>	<u>-</u>	<u>2,526.00</u>	<u>16,474.00</u>	<u>-</u>	<u>16,474.00</u>	<u>4,750.00</u>	<u>2,224.00</u>
Indigent Criminal Defendants:								
Maintenance and operating	10,723,987.00	1,035,235.07	1,297,255.37	9,426,731.63	-	9,426,731.63	2,680,996.75	1,383,741.38
Total Health and Welfare	<u>37,133,721.00</u>	<u>3,512,716.97</u>	<u>7,856,792.72</u>	<u>29,276,928.28</u>	<u>6,603,659.93</u>	<u>22,673,268.35</u>	<u>9,318,177.75</u>	<u>1,461,385.03</u>
Culture and Recreation:								
Open space:								
Salaries and benefits	22,890.00	1,907.50	3,815.00	19,075.00	11,445.00	7,630.00	5,722.50	1,907.50
Maintenance and operating	18,513.00	98.55	1,008.83	17,504.17	13,125.42	4,378.75	4,628.25	3,619.42
	<u>41,403.00</u>	<u>2,006.05</u>	<u>4,823.83</u>	<u>36,579.17</u>	<u>24,570.42</u>	<u>12,008.75</u>	<u>10,350.75</u>	<u>5,526.92</u>

(1) Commissioners Court adopts an annual budget; the comparison of actual YTD expenditures to a YTD budget is for analysis only.

**COLLIN COUNTY, TEXAS**  
Fund Summary for Commissioners Court Approved Expenditures Budgets  
December 31, 2025

	Annual Revised Budget	Current Month Expenditures	Actual Expenditures Year to Date	Variance - Actual YTD to Revised Budget	Encumbrances	Available Balance	Revised Budget for 3 Months(1)	Variance - Actual YTD to Revised Budget YTD
Historical Society:								
Maintenance and operating	49,900.00	3,911.50	4,142.42	45,757.58	-	45,757.58	12,475.00	8,332.58
Myers Park Operating:								
Salaries and benefits	1,104,307.00	82,543.32	254,310.04	849,996.96	-	849,996.96	276,076.75	21,766.71
Training and travel	4,200.00	-	140.00	4,060.00	-	4,060.00	1,050.00	910.00
Maintenance and operating	141,839.60	8,044.14	20,918.99	120,920.61	20,676.14	100,244.47	35,459.90	14,540.91
Capital	4,129.08	-	-	4,129.08	-	4,129.08	1,032.27	1,032.27
	<u>1,254,475.68</u>	<u>90,587.46</u>	<u>275,369.03</u>	<u>979,106.65</u>	<u>20,676.14</u>	<u>958,430.51</u>	<u>313,618.92</u>	<u>38,249.89</u>
Total Culture and Recreation	<u>1,345,778.68</u>	<u>96,505.01</u>	<u>284,335.28</u>	<u>1,061,443.40</u>	<u>45,246.56</u>	<u>1,016,196.84</u>	<u>336,444.67</u>	<u>52,109.39</u>
Conservation:								
Agriculture Extension Services:								
Salaries and benefits	368,823.00	26,961.04	79,428.39	289,394.61	-	289,394.61	92,205.75	12,777.36
Training and travel	14,100.00	558.85	3,513.04	10,586.96	973.96	9,613.00	3,525.00	11.96
Maintenance and operating	5,970.00	310.91	1,328.23	4,641.77	210.89	4,430.88	1,492.50	164.27
	<u>388,893.00</u>	<u>27,830.80</u>	<u>84,269.66</u>	<u>304,623.34</u>	<u>1,184.85</u>	<u>303,438.49</u>	<u>97,223.25</u>	<u>12,953.59</u>
Total Conservation	<u>388,893.00</u>	<u>27,830.80</u>	<u>84,269.66</u>	<u>304,623.34</u>	<u>1,184.85</u>	<u>303,438.49</u>	<u>97,223.25</u>	<u>12,953.59</u>
Total General Fund	<u>392,797,699.81</u>	<u>44,692,725.47</u>	<u>92,969,652.19</u>	<u>299,828,047.62</u>	<u>22,388,094.75</u>	<u>277,439,952.87</u>	<u>98,234,172.45</u>	<u>5,264,520.26</u>
<b>Special Revenue Funds</b>								
<b>General Road and Bridge</b>								
Public Safety:								
Information Technology GIS								
Salaries and benefits	110,235.00	8,677.14	25,089.46	85,145.54	-	85,145.54	27,558.75	2,469.29
Capital	199,275.00	-	-	199,275.00	-	199,275.00	49,818.75	49,818.75
	<u>309,510.00</u>	<u>8,677.14</u>	<u>25,089.46</u>	<u>284,420.54</u>	<u>-</u>	<u>284,420.54</u>	<u>77,377.50</u>	<u>52,288.04</u>
Public Transportation:								
Road and Bridge Maintenance:								
Salaries and benefits	10,117,593.00	745,424.61	2,157,923.85	7,959,669.15	-	7,959,669.15	2,529,398.25	371,474.40
Training and travel	41,616.00	404.00	404.00	41,212.00	112.83	41,099.17	10,404.00	10,000.00
Maintenance and operating	30,223,807.36	766,870.34	2,316,406.47	27,907,400.89	5,212,425.48	22,694,975.41	7,555,951.84	5,239,545.37
Capital	13,445,125.56	247,292.22	1,006,055.87	12,439,069.69	1,208,665.81	11,230,403.88	3,361,281.39	2,355,225.52
	<u>53,828,141.92</u>	<u>1,759,991.17</u>	<u>5,480,790.19</u>	<u>48,347,351.73</u>	<u>6,421,204.12</u>	<u>41,926,147.61</u>	<u>13,457,035.48</u>	<u>7,976,245.29</u>
Engineering:								
Salaries and benefits	1,796,350.00	122,329.96	378,807.92	1,417,542.08	-	1,417,542.08	449,087.50	70,279.58
Training and travel	32,842.00	1,158.19	3,789.82	29,052.18	13,942.66	15,109.52	8,210.50	4,420.68
Maintenance and operating	314,105.50	26,871.82	27,762.70	286,342.80	45,378.09	240,964.71	78,526.37	50,763.67
Capital	15,311.00	-	-	15,311.00	-	15,311.00	3,827.75	3,827.75
	<u>2,158,608.50</u>	<u>150,359.97</u>	<u>410,360.44</u>	<u>1,748,248.06</u>	<u>59,320.75</u>	<u>1,688,927.31</u>	<u>539,652.12</u>	<u>129,291.68</u>
Services and Operations:								
Salaries and benefits	780,753.00	55,503.63	172,943.54	607,809.46	-	607,809.46	195,188.25	22,244.71
Training and travel	10,493.00	202.00	202.00	10,291.00	-	10,291.00	2,623.25	2,421.25
Maintenance and operating	28,590.00	381.94	381.94	28,208.06	725.09	27,482.97	7,147.50	6,765.56
	<u>819,836.00</u>	<u>56,087.57</u>	<u>173,527.48</u>	<u>646,308.52</u>	<u>725.09</u>	<u>645,583.43</u>	<u>204,959.00</u>	<u>31,431.52</u>

(1) Commissioners Court adopts an annual budget; the comparison of actual YTD expenditures to a YTD budget is for analysis only.

**COLLIN COUNTY, TEXAS**  
Fund Summary for Commissioners Court Approved Expenditures Budgets  
December 31, 2025

	Annual Revised Budget	Current Month Expenditures	Actual Expenditures Year to Date	Variance - Actual YTD to Revised Budget	Encumbrances	Available Balance	Revised Budget for 3 Months(1)	Variance - Actual YTD to Revised Budget YTD
Non-Departmental:								
Maintenance and operating	3,920,009.64	5,795.00	8,448.97	3,911,560.67	343,871.29	3,567,689.38	980,002.41	971,553.44
Capital	1,473,102.00	321,000.00	544,895.00	928,207.00	347,572.89	580,634.11	368,275.50	(176,619.50)
	5,393,111.64	326,795.00	553,343.97	4,839,767.67	691,444.18	4,148,323.49	1,348,277.91	794,933.94
Total Public Transportation	62,199,698.06	2,293,233.71	6,618,022.08	55,581,675.98	7,172,694.14	48,408,981.84	15,549,924.51	8,931,902.43
Conservation								
Soil Conservation:								
Maintenance and operating	5,000.00	-	-	5,000.00	-	5,000.00	1,250.00	1,250.00
	5,000.00	-	-	5,000.00	-	5,000.00	1,250.00	1,250.00
Total Road and Bridge	62,514,208.06	2,301,910.85	6,643,111.54	55,871,096.52	7,172,694.14	48,698,402.38	15,628,552.01	8,985,440.47
<b>Judicial Appellate</b>								
Judicial:								
Maintenance and operating	91,000.00	-	-	91,000.00	-	91,000.00	22,750.00	22,750.00
<b>Court Reporters</b>								
Judicial:								
County Courts:								
Maintenance and operating	75,000.00	5,987.76	12,042.56	62,957.44	-	62,957.44	18,750.00	6,707.44
County Courts Probate:								
Maintenance and operating	42,995.00	-	-	42,995.00	-	42,995.00	10,748.75	10,748.75
District Courts:								
Maintenance and operating	329,145.00	25,658.43	60,729.89	268,415.11	-	268,415.11	82,286.25	21,556.36
	447,140.00	31,646.19	72,772.45	374,367.55	-	374,367.55	111,785.00	39,012.55
<b>Law Library</b>								
Judicial:								
Budget Law Library								
Salaries and benefits	325,351.00	25,358.02	65,572.66	259,778.34	-	259,778.34	81,337.75	15,765.09
Training and travel	3,700.00	-	-	3,700.00	-	3,700.00	925.00	925.00
Maintenance and operating	270,034.00	20,107.97	101,220.14	168,813.86	104,101.59	64,712.27	67,508.50	(33,711.64)
Capital	37,178.00	12,570.81	12,570.81	24,607.19	-	24,607.19	9,294.50	(3,276.31)
	636,263.00	58,036.80	179,363.61	456,899.39	104,101.59	352,797.80	159,065.75	(20,297.86)
Non-Departmental								
Maintenance and operating	32,525.00	2,106.82	4,213.64	28,311.36	19,985.42	8,325.94	8,131.25	3,917.61
	32,525.00	2,106.82	4,213.64	28,311.36	19,985.42	8,325.94	8,131.25	3,917.61
	668,788.00	60,143.62	183,577.25	485,210.75	124,087.01	361,123.74	167,197.00	(16,380.25)
<b>Farm Museum</b>								
Public Safety:								
Maintenance and operating	5,000.00	-	1,001.96	3,998.04	-	3,998.04	1,250.00	248.04

(1) Commissioners Court adopts an annual budget; the comparison of actual YTD expenditures to a YTD budget is for analysis only.

**COLLIN COUNTY, TEXAS**  
Fund Summary for Commissioners Court Approved Expenditures Budgets  
December 31, 2025

	<u>Annual Revised Budget</u>	<u>Current Month Expenditures</u>	<u>Actual Expenditures Year to Date</u>	<u>Variance - Actual YTD to Revised Budget</u>	<u>Encumbrances</u>	<u>Available Balance</u>	<u>Revised Budget for 3 Months(1)</u>	<u>Variance - Actual YTD to Revised Budget YTD</u>
<b><u>County Clerk Records Management and Preservation</u></b>								
General Administration:								
Salaries and benefits	1,017,371.00	76,628.90	218,618.14	798,752.86	-	798,752.86	254,342.75	35,724.61
Training and travel	37,310.00	-	1,552.84	35,757.16	-	35,757.16	9,327.50	7,774.66
Maintenance and operating	5,024,283.76	9,001.13	14,773.63	5,009,510.13	38,661.92	4,970,848.21	1,256,070.94	1,241,297.31
Capital	207,175.00	-	-	207,175.00	172,007.22	35,167.78	51,793.75	51,793.75
	<u>6,286,139.76</u>	<u>85,630.03</u>	<u>234,944.61</u>	<u>6,051,195.15</u>	<u>210,669.14</u>	<u>5,840,526.01</u>	<u>1,571,534.94</u>	<u>1,336,590.33</u>
<b><u>District Clerk Records Management and Preservation</u></b>								
Judicial:								
Salaries and benefits	346,761.00	26,528.43	77,418.01	269,342.99	-	269,342.99	86,690.25	9,272.24
Training and travel	13,875.00	-	-	13,875.00	-	13,875.00	3,468.75	3,468.75
Maintenance and operating	5,398.58	174.46	305.69	5,092.89	587.57	4,505.32	1,349.64	1,043.95
Capital	16,652.37	-	-	16,652.37	-	16,652.37	4,163.09	4,163.09
	<u>382,686.95</u>	<u>26,702.89</u>	<u>77,723.70</u>	<u>304,963.25</u>	<u>587.57</u>	<u>304,375.68</u>	<u>95,671.74</u>	<u>17,948.04</u>
<b><u>Justice Court Technology</u></b>								
Judicial:								
Justice of the Peace Combined:								
Training and travel	5,740.00	-	1,651.97	4,088.03	2,723.91	1,364.12	1,435.00	(216.97)
Maintenance and operating	114,256.00	-	-	114,256.00	-	114,256.00	28,564.00	28,564.00
Capital	153,516.00	-	-	153,516.00	138,095.38	15,420.62	38,379.00	38,379.00
	<u>273,512.00</u>	<u>-</u>	<u>1,651.97</u>	<u>271,860.03</u>	<u>140,819.29</u>	<u>131,040.74</u>	<u>68,378.00</u>	<u>66,726.03</u>
Justice of the Peace, Precinct 1:								
Training and travel	8,735.00	-	-	8,735.00	-	8,735.00	2,183.75	2,183.75
	<u>8,735.00</u>	<u>-</u>	<u>-</u>	<u>8,735.00</u>	<u>-</u>	<u>8,735.00</u>	<u>2,183.75</u>	<u>2,183.75</u>
Justice of the Peace, Precinct 2:								
Training and travel	6,000.00	-	-	6,000.00	-	6,000.00	1,500.00	1,500.00
Justice of the Peace, Precinct 3:								
Training and travel	15,000.00	-	3,597.00	11,403.00	4,720.68	6,682.32	3,750.00	153.00
Capital	207,092.00	-	-	207,092.00	82,836.43	124,255.57	51,773.00	51,773.00
	<u>222,092.00</u>	<u>-</u>	<u>3,597.00</u>	<u>218,495.00</u>	<u>87,557.11</u>	<u>130,937.89</u>	<u>55,523.00</u>	<u>51,926.00</u>
Justice of the Peace, Precinct 4:								
Training and travel	1,500.00	-	-	1,500.00	-	1,500.00	375.00	375.00
Maintenance and operating	207,092.00	-	-	207,092.00	82,836.43	124,255.57	51,773.00	51,773.00
	<u>208,592.00</u>	<u>-</u>	<u>-</u>	<u>208,592.00</u>	<u>82,836.43</u>	<u>125,755.57</u>	<u>52,148.00</u>	<u>52,148.00</u>
	<u>718,931.00</u>	<u>-</u>	<u>5,248.97</u>	<u>713,682.03</u>	<u>311,212.83</u>	<u>402,469.20</u>	<u>179,732.75</u>	<u>174,483.78</u>
<b><u>Economic Development</u></b>								
General Administration:								
Maintenance and operating	100,000.00	-	100,000.00	-	-	-	25,000.00	(75,000.00)

(1) Commissioners Court adopts an annual budget; the comparison of actual YTD expenditures to a YTD budget is for analysis only.

**COLLIN COUNTY, TEXAS**  
Fund Summary for Commissioners Court Approved Expenditures Budgets  
December 31, 2025

	<u>Annual Revised Budget</u>	<u>Current Month Expenditures</u>	<u>Actual Expenditures Year to Date</u>	<u>Variance - Actual YTD to Revised Budget</u>	<u>Encumbrances</u>	<u>Available Balance</u>	<u>Revised Budget for 3 Months(1)</u>	<u>Variance - Actual YTD to Revised Budget YTD</u>
<b><u>Contract Elections</u></b>								
General Administration:								
Salaries and benefits	1,722,000.00	-	-	1,722,000.00	-	1,722,000.00	430,500.00	430,500.00
Training and travel	25,000.00	-	-	25,000.00	-	25,000.00	6,250.00	6,250.00
Maintenance and operating	429,679.00	19,226.75	21,488.19	408,190.81	35,189.90	373,000.91	107,419.75	85,931.56
Capital	576,529.00	-	-	576,529.00	-	576,529.00	144,132.25	144,132.25
	<u>2,753,208.00</u>	<u>19,226.75</u>	<u>21,488.19</u>	<u>2,731,719.81</u>	<u>35,189.90</u>	<u>2,696,529.91</u>	<u>688,302.00</u>	<u>666,813.81</u>
<b><u>Specialty Court</u></b>								
Judicial:								
Non-Departmental								
Maintenance and operating	7,000.00	-	-	7,000.00	-	7,000.00	1,750.00	1,750.00
	<u>7,000.00</u>	<u>-</u>	<u>-</u>	<u>7,000.00</u>	<u>-</u>	<u>7,000.00</u>	<u>1,750.00</u>	<u>1,750.00</u>
County Courts:								
Maintenance and operating	49,826.00	-	-	49,826.00	-	49,826.00	12,456.50	12,456.50
	<u>49,826.00</u>	<u>-</u>	<u>-</u>	<u>49,826.00</u>	<u>-</u>	<u>49,826.00</u>	<u>12,456.50</u>	<u>12,456.50</u>
District Courts:								
Training and travel	18,790.00	-	444.92	18,345.08	-	18,345.08	4,697.50	4,252.58
Maintenance and operating	218,626.00	2,080.00	2,465.00	216,161.00	4,010.48	212,150.52	54,656.50	52,191.50
	<u>237,416.00</u>	<u>2,080.00</u>	<u>2,909.92</u>	<u>234,506.08</u>	<u>4,010.48</u>	<u>230,495.60</u>	<u>59,354.00</u>	<u>56,444.08</u>
	<u>294,242.00</u>	<u>2,080.00</u>	<u>2,909.92</u>	<u>291,332.08</u>	<u>4,010.48</u>	<u>287,321.60</u>	<u>73,560.50</u>	<u>70,650.58</u>
<b><u>Probate Contributions</u></b>								
Judicial:								
Salaries and benefits	146,530.00	9,308.88	27,253.74	119,276.26	-	119,276.26	36,632.50	9,378.76
Training and travel	10,000.00	-	160.00	9,840.00	-	9,840.00	2,500.00	2,340.00
Maintenance and operating	137,351.00	10,083.29	12,437.28	124,913.72	278.53	124,635.19	34,337.75	21,900.47
	<u>293,881.00</u>	<u>19,392.17</u>	<u>39,851.02</u>	<u>254,029.98</u>	<u>278.53</u>	<u>253,751.45</u>	<u>73,470.25</u>	<u>33,619.23</u>
<b><u>District Clerk Courts Record Preservation</u></b>								
Judicial								
Maintenance and operating	200,000.00	-	-	200,000.00	-	200,000.00	50,000.00	50,000.00
	<u>200,000.00</u>	<u>-</u>	<u>-</u>	<u>200,000.00</u>	<u>-</u>	<u>200,000.00</u>	<u>50,000.00</u>	<u>50,000.00</u>
Total Special Revenue Funds	<u>74,755,224.77</u>	<u>2,546,732.50</u>	<u>7,382,629.61</u>	<u>67,372,595.16</u>	<u>7,858,729.60</u>	<u>59,513,865.56</u>	<u>18,688,806.19</u>	<u>11,306,176.58</u>
<b><u>Debt Service Funds</u></b>								
Principal retirement	65,620,000.00	-	-	65,620,000.00	-	65,620,000.00	-	-
Interest and fiscal charges	49,023,123.00	4,950.00	4,950.00	49,018,173.00	-	49,018,173.00	12,255,780.75	12,250,830.75
Total Debt Service Funds	<u>114,643,123.00</u>	<u>4,950.00</u>	<u>4,950.00</u>	<u>114,638,173.00</u>	<u>-</u>	<u>114,638,173.00</u>	<u>12,255,780.75</u>	<u>12,250,830.75</u>
Total Governmental Funds	<u>\$ 582,196,047.58</u>	<u>\$ 47,244,407.97</u>	<u>\$ 100,357,231.80</u>	<u>\$ 481,838,815.78</u>	<u>\$ 30,246,824.35</u>	<u>\$ 451,591,991.43</u>	<u>\$ 129,178,759.39</u>	<u>\$ 28,821,527.59</u>

(1) Commissioners Court adopts an annual budget; the comparison of actual YTD expenditures to a YTD budget is for analysis only.

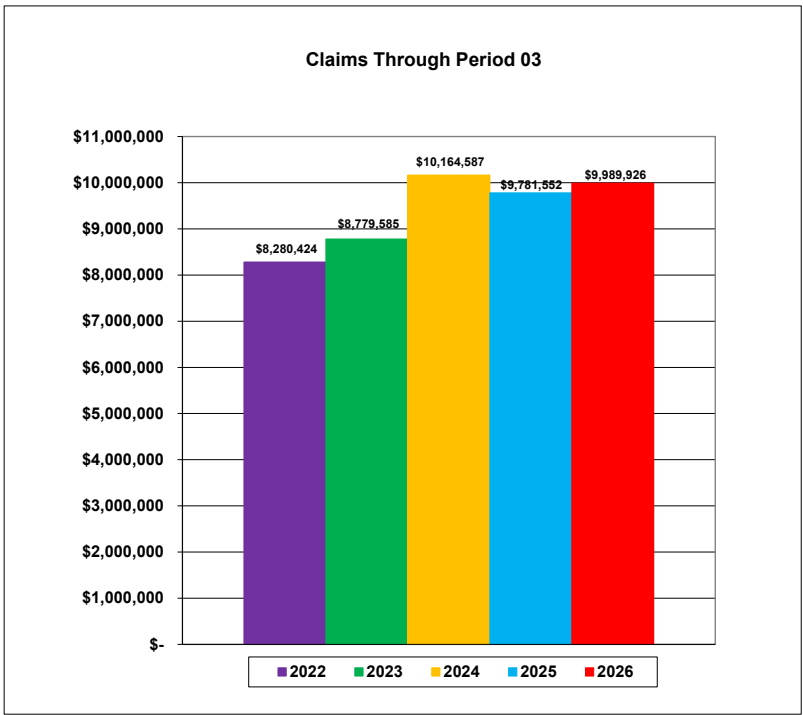
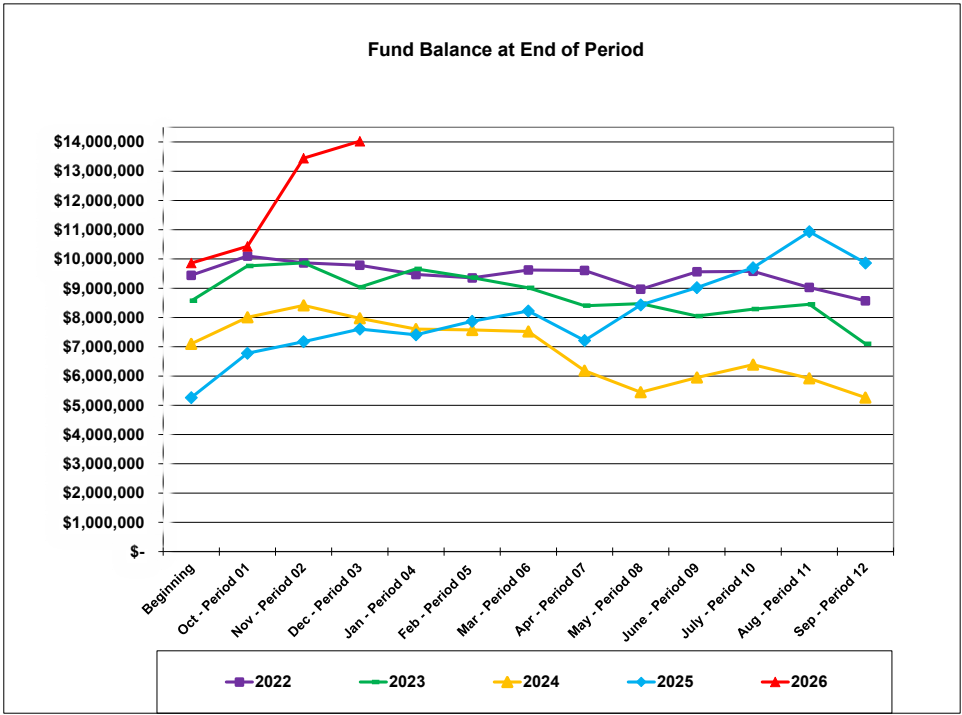
**COLLIN COUNTY, TEXAS**  
Fund Summary for Commissioners Court Approved Expenditures Budgets  
December 31, 2025

	Annual Revised Budget	Current Month Expenditures	Actual Expenditures Year to Date	Variance - Actual YTD to Revised Budget	Encumbrances	Available Balance	Revised Budget for 3 Months(1)	Variance - Actual YTD to Revised Budget YTD
<b><u>Budgets Approved for Other Legal Entities</u></b>								
<b><u>Health Care Foundation</u></b>								
Health and Welfare:								
Healthcare Services:								
Salaries and benefits	\$ 4,769,507.00	\$ 323,721.54	\$ 976,075.24	\$ 3,793,431.76	\$ -	\$ 3,793,431.76	\$ 1,192,376.75	\$ 216,301.51
Training and travel	74,500.00	192.36	584.26	73,915.74	-	73,915.74	18,625.00	18,040.74
Maintenance and operating	2,825,266.47	26,063.81	90,823.82	2,734,442.65	189,887.20	2,544,555.45	706,316.62	615,492.80
Capital	24,900.00	-	-	24,900.00	-	24,900.00	6,225.00	6,225.00
	<u>7,694,173.47</u>	<u>349,977.71</u>	<u>1,067,483.32</u>	<u>6,626,690.15</u>	<u>189,887.20</u>	<u>6,436,802.95</u>	<u>1,923,543.37</u>	<u>856,060.05</u>
Public Facilities:								
Facilities and Parks:								
Maintenance and operating	167,008.00	8,439.78	24,952.23	142,055.77	49,020.27	93,035.50	41,752.00	16,799.77
	<u>167,008.00</u>	<u>8,439.78</u>	<u>24,952.23</u>	<u>142,055.77</u>	<u>49,020.27</u>	<u>93,035.50</u>	<u>41,752.00</u>	<u>16,799.77</u>
Total Health Care Foundation	<u>7,861,181.47</u>	<u>358,417.49</u>	<u>1,092,435.55</u>	<u>6,768,745.92</u>	<u>238,907.47</u>	<u>6,529,838.45</u>	<u>1,965,295.37</u>	<u>872,859.82</u>

(1) Commissioners Court adopts an annual budget; the comparison of actual YTD expenditures to a YTD budget is for analysis only.

**Collin County, Texas**  
**Employee Insurance Fund**  
**Revenues, Expenditures, and Changes in Net Position**  
**Through Period 03 of FY2026 (Unaudited)**

	Oct-2025	Nov-2025	Dec-2025	Jan-2026	Feb-2026	Mar-2026	Apr-2026	May-2026	Jun-2026	Jul-2026	Aug-2026	Sep-2025	All Periods
	Period 01	Period 02	Period 03	Period 04	Period 05	Period 06	Period 07	Period 08	Period 09	Period 10	Period 11	Period 12	Combined
<b>Operating revenues:</b>													
Insurance premiums													
Employer paid	\$ 3,801,682	\$ 3,799,860	\$ 3,801,777	\$ -	\$ -	\$ -	\$ -	\$ -	\$ -	\$ -	\$ -	\$ -	\$ 11,403,319
Employee paid	419,208	409,862	418,783	-	-	-	-	-	-	-	-	-	1,247,853
Investments	12,592	17,229	28,733	-	-	-	-	-	-	-	-	-	58,554
Other revenue	478,101	1,222,214	1,596,275	-	-	-	-	-	-	-	-	-	3,296,590
Total operating revenues	<u>4,711,583</u>	<u>5,449,165</u>	<u>5,845,568</u>	<u>-</u>	<u>-</u>	<u>-</u>	<u>-</u>	<u>-</u>	<u>-</u>	<u>-</u>	<u>-</u>	<u>-</u>	<u>16,006,316</u>
<b>Operating expenditures:</b>													
Employee Clinic	27,653	31,792	37,996	-	-	-	-	-	-	-	-	-	97,441
Employee Claims	3,257,970	2,383,592	4,258,575	-	-	-	-	-	-	-	-	-	9,900,137
Retiree Claims	30,899	25,036	33,854	-	-	-	-	-	-	-	-	-	89,789
All other expenditures	821,719	-	932,295	-	-	-	-	-	-	-	-	-	1,754,014
Total operating expenditures:	<u>4,138,241</u>	<u>2,440,420</u>	<u>5,262,720</u>	<u>-</u>	<u>-</u>	<u>-</u>	<u>-</u>	<u>-</u>	<u>-</u>	<u>-</u>	<u>-</u>	<u>-</u>	<u>11,841,381</u>
Change in net position	573,342	3,008,745	582,848	-	-	-	-	-	-	-	-	-	4,164,935
Net position - beginning	<u>9,860,421</u>	<u>10,433,763</u>	<u>13,442,508</u>	<u>14,025,356</u>	<u>14,025,356</u>	<u>14,025,356</u>	<u>14,025,356</u>	<u>14,025,356</u>	<u>14,025,356</u>	<u>14,025,356</u>	<u>14,025,356</u>	<u>14,025,356</u>	<u>9,860,421</u>
Net position - ending	<u>\$ 10,433,763</u>	<u>\$ 13,442,508</u>	<u>\$ 14,025,356</u>	<u>\$ 14,025,356</u>	<u>\$ 14,025,356</u>	<u>\$ 14,025,356</u>	<u>\$ 14,025,356</u>	<u>\$ 14,025,356</u>	<u>\$ 14,025,356</u>	<u>\$ 14,025,356</u>	<u>\$ 14,025,356</u>	<u>\$ 14,025,356</u>	<u>\$ 14,025,356</u>



\*An additional \$3 million was allocated in Period 13 of FY2015 due to increases in claims.