


# **COLLIN COUNTY AUDITOR**



**COLLIN COUNTY, TEXAS**

**HEALTH CARE FOUNDATION**

**MONTHLY FINANCIAL STATEMENTS (UNAUDITED)**

**FOR THE MONTH OF JANUARY 2026**

**COLLIN COUNTY, TEXAS**

Health Care Foundation Special Revenue Fund

Balance Sheet

January 31, 2026

(Unaudited)

(Interim report numbers are subject to change)

Assets:

Current assets:

Cash	\$ 448,824.28
Investments	<u>7,744,047.87</u>
Total current assets	<u>8,192,872.15</u>

Capital assets (net of accumulated depreciation):

Land	479,512.00
Buildings and systems	4,673,670.11
Machinery and equipment	<u>45,509.15</u>
Total capital assets	<u>5,198,691.26</u>

Total assets 13,391,563.41

Liabilities:

Lease deposits payable	<u>26,540.34</u>
Total liabilities	<u>26,540.34</u>

Fund Balances:

Net investment in capital assets	5,198,691.26
Restricted	<u>8,166,331.81</u>
Total fund balances	<u>13,365,023.07</u>
Total liabilities and fund balances	<u>\$ 13,391,563.41</u>

**COLLIN COUNTY, TEXAS**  
Health Care Foundation Special Revenue Fund  
Schedule of Revenues, Expenditures, and  
Changes in Fund Balance – Budget and Actual  
For the Four Months Ended January 31, 2026  
(Unaudited)  
(Interim report numbers are subject to change)

	<u>Budget</u>		<u>Actual</u>	<b>Variance with Revised Budget positive (negative)</b>
	<u>Original</u>	<u>Revised</u>		<u>(negative)</u>
<b>Revenues:</b>				
Federal and state funds	\$ 400,000.00	\$ 400,000.00	\$ 1,547.01	\$ (398,452.99)
Fees and charges for services	107,800.00	107,800.00	29,082.12	(78,717.88)
Rental revenues	1,158,585.00	1,158,585.00	385,775.68	(772,809.32)
Interest	227,000.00	227,000.00	87,005.06	(139,994.94)
Miscellaneous	<u>1,500.00</u>	<u>1,500.00</u>	<u>523.94</u>	<u>(976.06)</u>
Total revenues	<u>1,894,885.00</u>	<u>1,894,885.00</u>	<u>503,933.81</u>	<u>(1,390,951.19)</u>
<b>Expenditures:</b>				
<b>Current:</b>				
<b>Health and Welfare:</b>				
Salaries and benefits	4,769,507.00	4,769,507.00	1,310,475.55	3,459,031.45
Training and travel	74,500.00	74,500.00	933.13	73,566.87
Maintenance and operating	<u>1,776,311.00</u>	<u>2,855,266.47</u>	<u>124,139.46</u>	<u>2,731,127.01</u>
Total health and welfare	<u>6,620,318.00</u>	<u>7,699,273.47</u>	<u>1,435,548.14</u>	<u>6,263,725.33</u>
<b>Public Facilities:</b>				
Maintenance and operating	<u>171,008.00</u>	<u>171,008.00</u>	<u>30,071.80</u>	<u>140,936.20</u>
Total public facilities	<u>171,008.00</u>	<u>171,008.00</u>	<u>30,071.80</u>	<u>140,936.20</u>
<b>Capital Outlay:</b>				
Health and Welfare	<u>-</u>	<u>24,900.00</u>	<u>-</u>	<u>24,900.00</u>
Total Capital Outlay	<u>-</u>	<u>24,900.00</u>	<u>-</u>	<u>24,900.00</u>
Total expenditures	<u>6,791,326.00</u>	<u>7,895,181.47</u>	<u>1,465,619.94</u>	<u>6,429,561.53</u>
Excess (deficiency) of revenues over (under) expenditures	<u>(4,896,441.00)</u>	<u>(6,000,296.47)</u>	<u>(961,686.13)</u>	<u>5,038,610.34</u>
<b>Other financing sources (uses):</b>				
Transfers in	<u>3,800,000.00</u>	<u>3,800,000.00</u>	<u>3,800,000.00</u>	<u>-</u>
Total other financing sources (uses)	<u>3,800,000.00</u>	<u>3,800,000.00</u>	<u>3,800,000.00</u>	<u>-</u>
Net change in fund balance	(1,096,441.00)	(2,200,296.47)	2,838,313.87	<u>\$ 5,038,610.34</u>
Fund balance – beginning	<u>10,526,709.00</u>	<u>10,526,709.00</u>	<u>10,526,709.20</u>	
Fund balance – ending	<u>\$ 9,430,268.00</u>	<u>\$ 8,326,412.53</u>	<u>\$ 13,365,023.07</u>	



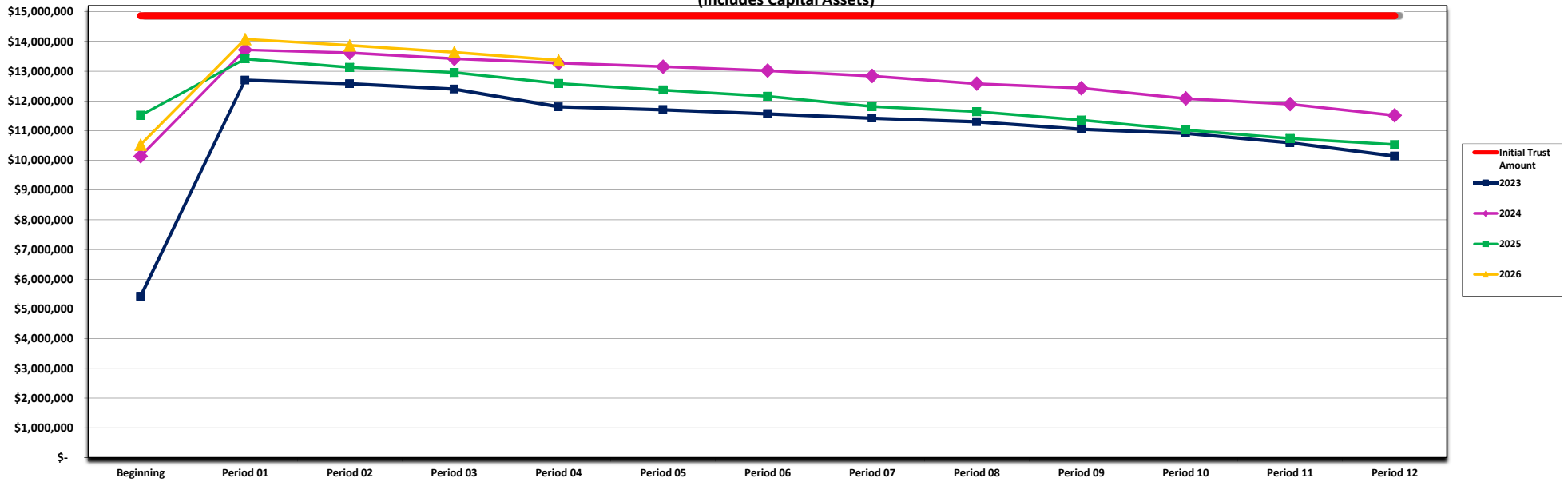
**COLLIN COUNTY, TEXAS**  
**Health Care Foundation Special Revenue Fund**  
**Comparison of Revenues and Expenditures**  
**For the Month of January**

(Interim report numbers are subject to change)

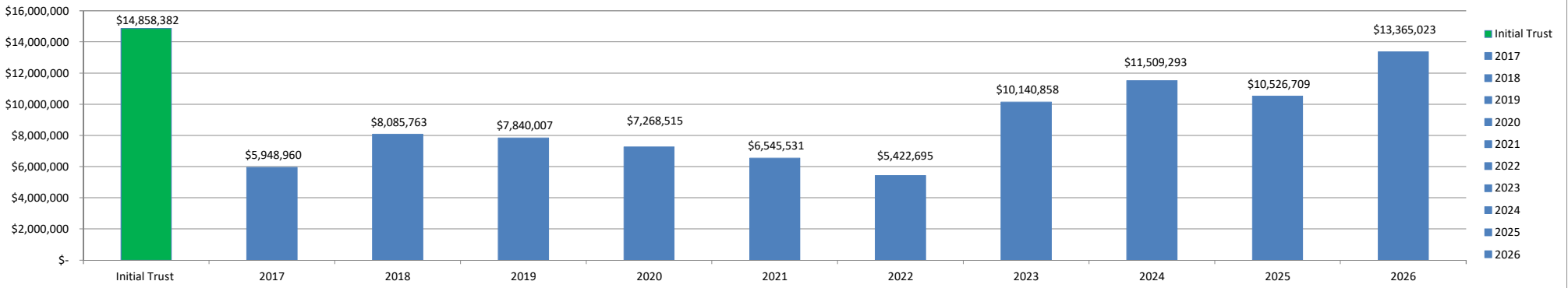
	<u>Jan-2026</u>	<u>Jan-2025</u>	<u>Jan-2024</u>	<u>Jan-2023</u>	<u>Jan-2022</u>
Revenues:					
Fees and charges for services	\$ 4,896.98	\$ 18,146.36	\$ 8,400.26	\$ 7,243.16	\$ 8,800.89
Rental revenues	95,686.59	94,355.17	98,203.16	94,176.54	94,084.50
Interest	-	27,674.04	36,645.31	21,171.76	398.45
Miscellaneous	60.00	1,990.64	80.50	85.00	310.00
Total revenues	<u>100,643.57</u>	<u>142,166.21</u>	<u>143,329.23</u>	<u>122,676.46</u>	<u>103,593.84</u>
Expenditures:					
Current:					
Health and Welfare:					
Salaries and benefits	334,400.31	288,818.40	217,171.08	192,247.51	239,156.24
Training and travel	348.87	6,297.27	6,564.57	-	27.05
Maintenance and operating	33,315.64	193,583.59	47,449.88	503,208.01	160,161.34
Total health and welfare	<u>368,064.82</u>	<u>488,699.26</u>	<u>271,185.53</u>	<u>695,455.52</u>	<u>399,344.63</u>
Public Facilities:					
Maintenance and operating	5,119.57	23,232.55	14,811.24	19,875.25	2,517.00
Total public facilities	<u>5,119.57</u>	<u>23,232.55</u>	<u>14,811.24</u>	<u>19,875.25</u>	<u>2,517.00</u>
Total expenditures	<u>\$ 373,184.39</u>	<u>\$ 511,931.81</u>	<u>\$ 285,996.77</u>	<u>\$ 715,330.77</u>	<u>\$ 401,861.63</u>

## Collin County, Texas Health Care Foundation Special Revenue Fund

Fund Balance at End of Period  
(Includes Capital Assets)



## Fund Balance at Fiscal Year End (Includes Capital Assets)



**Collin County, Texas**  
**Health Care Foundation Special Revenue Fund**  
**Fund Balance at Fiscal Year End**  
**(Capital Assets not Included)**

