

Summary Results Report
 2026 City of Richardson Election
 May 2, 2026

FINAL RESULTS
 City of Richardson
 COLLIN COUNTY

CITY OF RICHARDSON, TEXAS PROPOSITION A

Vote For 1

| | TOTAL | VOTE % | Ballot By Mail | Early Voting | Election Day |
|------------------|-------|---------|-------------------|-----------------|-----------------|
| For | 637 | 77.68% | 60 | 238 | 339 |
| Against | 183 | 22.32% | 17 | 49 | 117 |
| Total Votes Cast | 820 | 100.00% | 77 | 287 | 456 |
| Overvotes | 0 | | 0 | 0 | 0 |
| Undervotes | 6 | | 1 | 2 | 3 |
| Contest Totals | 826 | | 78 | 289 | 459 |

CITY OF RICHARDSON, TEXAS PROPOSITION B

Vote For 1

| | TOTAL | VOTE % | Ballot By Mail | Early Voting | Election Day |
|------------------|-------|---------|-------------------|-----------------|-----------------|
| For | 621 | 75.73% | 63 | 235 | 323 |
| Against | 199 | 24.27% | 14 | 53 | 132 |
| Total Votes Cast | 820 | 100.00% | 77 | 288 | 455 |
| Overvotes | 1 | | 0 | 1 | 0 |
| Undervotes | 5 | | 1 | 0 | 4 |
| Contest Totals | 826 | | 78 | 289 | 459 |

CITY OF RICHARDSON, TEXAS PROPOSITION C

Vote For 1

| | TOTAL | VOTE % | Ballot By Mail | Early Voting | Election Day |
|------------------|-------|---------|-------------------|-----------------|-----------------|
| For | 592 | 72.20% | 52 | 231 | 309 |
| Against | 228 | 27.80% | 25 | 57 | 146 |
| Total Votes Cast | 820 | 100.00% | 77 | 288 | 455 |
| Overvotes | 0 | | 0 | 0 | 0 |
| Undervotes | 6 | | 1 | 1 | 4 |
| Contest Totals | 826 | | 78 | 289 | 459 |

CITY OF RICHARDSON, TEXAS PROPOSITION D

Vote For 1

| | TOTAL | VOTE % | Ballot By Mail | Early Voting | Election Day |
|------------------|-------|---------|-------------------|-----------------|-----------------|
| For | 609 | 74.18% | 57 | 233 | 319 |
| Against | 212 | 25.82% | 21 | 55 | 136 |
| Total Votes Cast | 821 | 100.00% | 78 | 288 | 455 |
| Overvotes | 1 | | 0 | 1 | 0 |
| Undervotes | 4 | | 0 | 0 | 4 |
| Contest Totals | 826 | | 78 | 289 | 459 |

Summary Results Report
 2026 City of Richardson Election
 May 2, 2026

FINAL RESULTS
 City of Richardson
 COLLIN COUNTY

CITY OF RICHARDSON, TEXAS PROPOSITION E

Vote For 1

| | TOTAL | VOTE % | Ballot By Mail | Early Voting | Election Day |
|------------------|-------|---------|-------------------|-----------------|-----------------|
| For | 663 | 80.76% | 63 | 254 | 346 |
| Against | 158 | 19.24% | 15 | 34 | 109 |
| Total Votes Cast | 821 | 100.00% | 78 | 288 | 455 |
| Overvotes | 0 | | 0 | 0 | 0 |
| Undervotes | 5 | | 0 | 1 | 4 |
| Contest Totals | 826 | | 78 | 289 | 459 |

PROPOSITION A City of Richardson

Vote For 1

| | TOTAL | VOTE % | Ballot By Mail | Early Voting | Election Day |
|------------------|-------|---------|-------------------|-----------------|-----------------|
| For | 674 | 85.32% | 63 | 241 | 370 |
| Against | 116 | 14.68% | 13 | 34 | 69 |
| Total Votes Cast | 790 | 100.00% | 76 | 275 | 439 |
| Overvotes | 1 | | 0 | 1 | 0 |
| Undervotes | 35 | | 2 | 13 | 20 |
| Contest Totals | 826 | | 78 | 289 | 459 |

PROPOSITION B City of Richardson

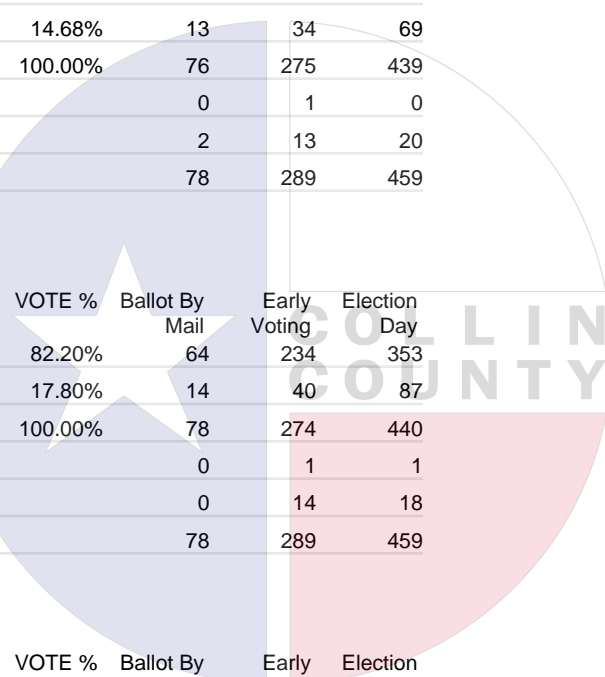
Vote For 1

| | TOTAL | VOTE % | Ballot By Mail | Early Voting | Election Day |
|------------------|-------|---------|-------------------|-----------------|-----------------|
| For | 651 | 82.20% | 64 | 234 | 353 |
| Against | 141 | 17.80% | 14 | 40 | 87 |
| Total Votes Cast | 792 | 100.00% | 78 | 274 | 440 |
| Overvotes | 2 | | 0 | 1 | 1 |
| Undervotes | 32 | | 0 | 14 | 18 |
| Contest Totals | 826 | | 78 | 289 | 459 |

PROPOSITION C City of Richardson

Vote For 1

| | TOTAL | VOTE % | Ballot By Mail | Early Voting | Election Day |
|------------------|-------|---------|-------------------|-----------------|-----------------|
| For | 684 | 86.04% | 64 | 249 | 371 |
| Against | 111 | 13.96% | 13 | 27 | 71 |
| Total Votes Cast | 795 | 100.00% | 77 | 276 | 442 |
| Overvotes | 0 | | 0 | 0 | 0 |
| Undervotes | 31 | | 1 | 13 | 17 |
| Contest Totals | 826 | | 78 | 289 | 459 |



Summary Results Report
 2026 City of Richardson Election
 May 2, 2026

FINAL RESULTS
 City of Richardson
 COLLIN COUNTY

PROPOSITION D City of Richardson

Vote For 1

| | TOTAL | VOTE % | Ballot By Mail | Early Voting | Election Day |
|------------------|-------|---------|-------------------|-----------------|-----------------|
| For | 541 | 67.12% | 45 | 205 | 291 |
| Against | 265 | 32.88% | 33 | 74 | 158 |
| Total Votes Cast | 806 | 100.00% | 78 | 279 | 449 |
| Overvotes | 1 | | 0 | 1 | 0 |
| Undervotes | 19 | | 0 | 9 | 10 |
| Contest Totals | 826 | | 78 | 289 | 459 |

PROPOSITION E City of Richardson

Vote For 1

| | TOTAL | VOTE % | Ballot By Mail | Early Voting | Election Day |
|------------------|-------|---------|-------------------|-----------------|-----------------|
| For | 710 | 88.75% | 63 | 257 | 390 |
| Against | 90 | 11.25% | 12 | 19 | 59 |
| Total Votes Cast | 800 | 100.00% | 75 | 276 | 449 |
| Overvotes | 2 | | 0 | 2 | 0 |
| Undervotes | 24 | | 3 | 11 | 10 |
| Contest Totals | 826 | | 78 | 289 | 459 |

PROPOSITION F City of Richardson

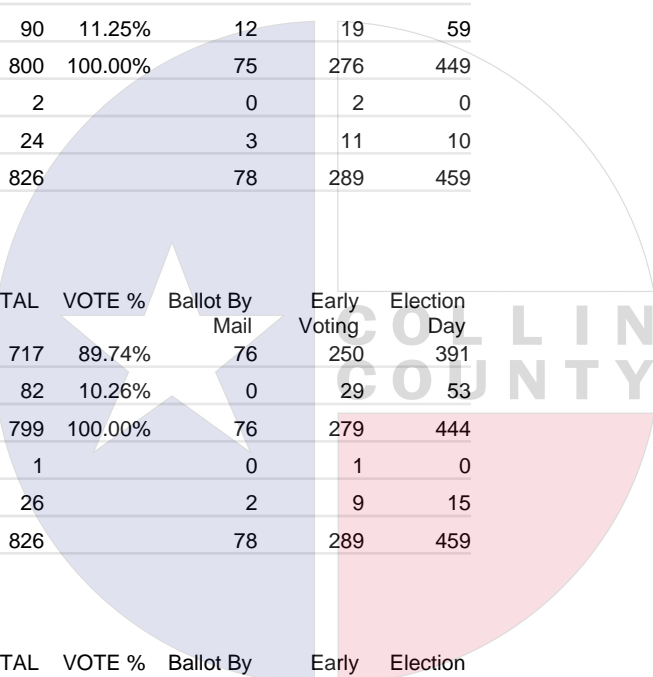
Vote For 1

| | TOTAL | VOTE % | Ballot By Mail | Early Voting | Election Day |
|------------------|-------|---------|-------------------|-----------------|-----------------|
| For | 717 | 89.74% | 76 | 250 | 391 |
| Against | 82 | 10.26% | 0 | 29 | 53 |
| Total Votes Cast | 799 | 100.00% | 76 | 279 | 444 |
| Overvotes | 1 | | 0 | 1 | 0 |
| Undervotes | 26 | | 2 | 9 | 15 |
| Contest Totals | 826 | | 78 | 289 | 459 |

PROPOSITION G City of Richardson

Vote For 1

| | TOTAL | VOTE % | Ballot By Mail | Early Voting | Election Day |
|------------------|-------|---------|-------------------|-----------------|-----------------|
| For | 630 | 80.56% | 57 | 239 | 334 |
| Against | 152 | 19.44% | 18 | 35 | 99 |
| Total Votes Cast | 782 | 100.00% | 75 | 274 | 433 |
| Overvotes | 0 | | 0 | 0 | 0 |
| Undervotes | 44 | | 3 | 15 | 26 |
| Contest Totals | 826 | | 78 | 289 | 459 |



Summary Results Report
 2026 City of Richardson Election
 May 2, 2026

FINAL RESULTS
 City of Richardson
 COLLIN COUNTY

PROPOSITION H City of Richardson

Vote For 1

| | TOTAL | VOTE % | Ballot By Mail | Early Voting | Election Day |
|------------------|-------|---------|-------------------|-----------------|-----------------|
| For | 677 | 86.79% | 64 | 241 | 372 |
| Against | 103 | 13.21% | 12 | 30 | 61 |
| Total Votes Cast | 780 | 100.00% | 76 | 271 | 433 |
| Overvotes | 0 | | 0 | 0 | 0 |
| Undervotes | 46 | | 2 | 18 | 26 |
| Contest Totals | 826 | | 78 | 289 | 459 |

PROPOSITION I City of Richardson

Vote For 1

| | TOTAL | VOTE % | Ballot By Mail | Early Voting | Election Day |
|------------------|-------|---------|-------------------|-----------------|-----------------|
| For | 653 | 82.97% | 68 | 238 | 347 |
| Against | 134 | 17.03% | 9 | 36 | 89 |
| Total Votes Cast | 787 | 100.00% | 77 | 274 | 436 |
| Overvotes | 0 | | 0 | 0 | 0 |
| Undervotes | 39 | | 1 | 15 | 23 |
| Contest Totals | 826 | | 78 | 289 | 459 |

PROPOSITION J City of Richardson

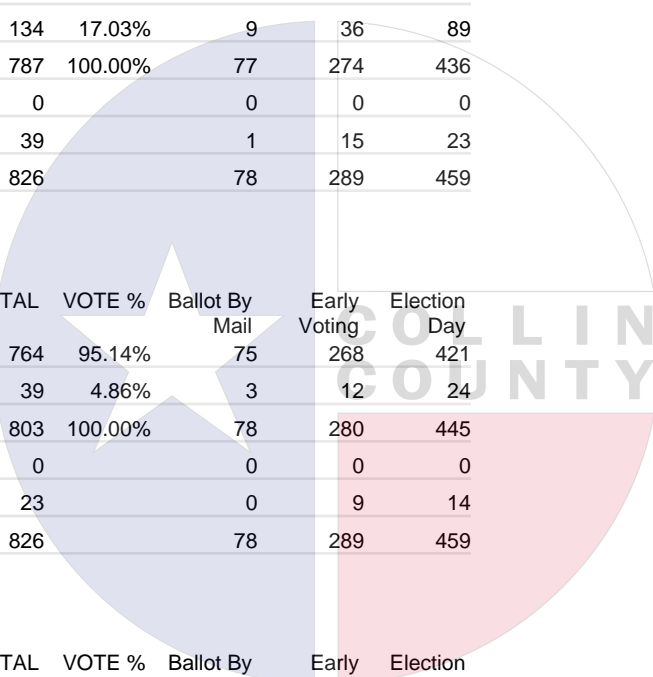
Vote For 1

| | TOTAL | VOTE % | Ballot By Mail | Early Voting | Election Day |
|------------------|-------|---------|-------------------|-----------------|-----------------|
| For | 764 | 95.14% | 75 | 268 | 421 |
| Against | 39 | 4.86% | 3 | 12 | 24 |
| Total Votes Cast | 803 | 100.00% | 78 | 280 | 445 |
| Overvotes | 0 | | 0 | 0 | 0 |
| Undervotes | 23 | | 0 | 9 | 14 |
| Contest Totals | 826 | | 78 | 289 | 459 |

PROPOSITION K City of Richardson

Vote For 1

| | TOTAL | VOTE % | Ballot By Mail | Early Voting | Election Day |
|------------------|-------|---------|-------------------|-----------------|-----------------|
| For | 727 | 91.22% | 71 | 258 | 398 |
| Against | 70 | 8.78% | 6 | 19 | 45 |
| Total Votes Cast | 797 | 100.00% | 77 | 277 | 443 |
| Overvotes | 1 | | 0 | 1 | 0 |
| Undervotes | 28 | | 1 | 11 | 16 |
| Contest Totals | 826 | | 78 | 289 | 459 |



Summary Results Report
 2026 City of Richardson Election
 May 2, 2026

FINAL RESULTS
 City of Richardson
 COLLIN COUNTY

PROPOSITION L City of Richardson

Vote For 1

| | TOTAL | VOTE % | Ballot By Mail | Early Voting | Election Day |
|------------------|-------|---------|-------------------|-----------------|-----------------|
| For | 752 | 93.42% | 78 | 261 | 413 |
| Against | 53 | 6.58% | 0 | 18 | 35 |
| Total Votes Cast | 805 | 100.00% | 78 | 279 | 448 |
| Overvotes | 0 | | 0 | 0 | 0 |
| Undervotes | 21 | | 0 | 10 | 11 |
| Contest Totals | 826 | | 78 | 289 | 459 |

PROPOSITION M City of Richardson

Vote For 1

| | TOTAL | VOTE % | Ballot By Mail | Early Voting | Election Day |
|------------------|-------|---------|-------------------|-----------------|-----------------|
| For | 731 | 91.03% | 75 | 260 | 396 |
| Against | 72 | 8.97% | 2 | 18 | 52 |
| Total Votes Cast | 803 | 100.00% | 77 | 278 | 448 |
| Overvotes | 0 | | 0 | 0 | 0 |
| Undervotes | 23 | | 1 | 11 | 11 |
| Contest Totals | 826 | | 78 | 289 | 459 |

PROPOSITION N City of Richardson

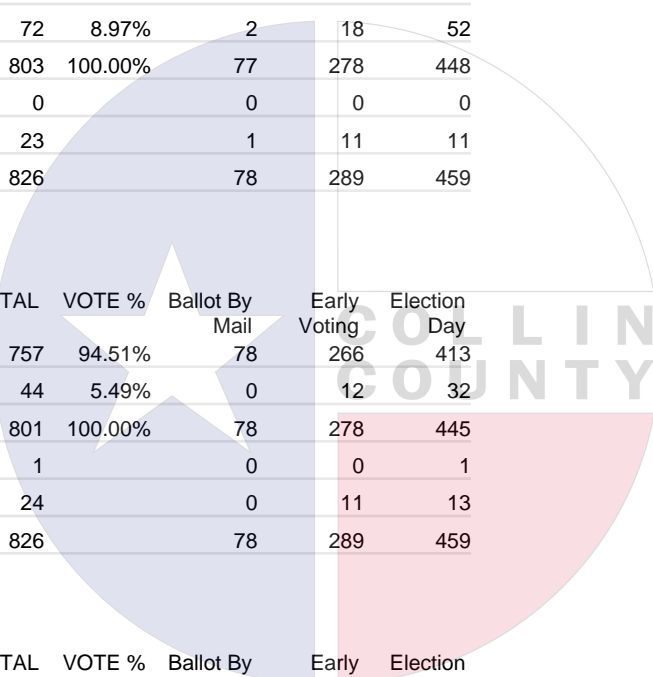
Vote For 1

| | TOTAL | VOTE % | Ballot By Mail | Early Voting | Election Day |
|------------------|-------|---------|-------------------|-----------------|-----------------|
| For | 757 | 94.51% | 78 | 266 | 413 |
| Against | 44 | 5.49% | 0 | 12 | 32 |
| Total Votes Cast | 801 | 100.00% | 78 | 278 | 445 |
| Overvotes | 1 | | 0 | 0 | 1 |
| Undervotes | 24 | | 0 | 11 | 13 |
| Contest Totals | 826 | | 78 | 289 | 459 |

PROPOSITION O City of Richardson

Vote For 1

| | TOTAL | VOTE % | Ballot By Mail | Early Voting | Election Day |
|------------------|-------|---------|-------------------|-----------------|-----------------|
| For | 658 | 83.93% | 63 | 243 | 352 |
| Against | 126 | 16.07% | 9 | 30 | 87 |
| Total Votes Cast | 784 | 100.00% | 72 | 273 | 439 |
| Overvotes | 0 | | 0 | 0 | 0 |
| Undervotes | 42 | | 6 | 16 | 20 |
| Contest Totals | 826 | | 78 | 289 | 459 |



Summary Results Report
 2026 City of Richardson Election
 May 2, 2026

FINAL RESULTS
 City of Richardson
 COLLIN COUNTY

PROPOSITION P City of Richardson

Vote For 1

| | TOTAL | VOTE % | Ballot By Mail | Early Voting | Election Day |
|------------------|-------|---------|-------------------|-----------------|-----------------|
| For | 749 | 93.28% | 76 | 261 | 412 |
| Against | 54 | 6.72% | 2 | 17 | 35 |
| Total Votes Cast | 803 | 100.00% | 78 | 278 | 447 |
| Overvotes | 0 | | 0 | 0 | 0 |
| Undervotes | 23 | | 0 | 11 | 12 |
| Contest Totals | 826 | | 78 | 289 | 459 |

PROPOSITION Q City of Richardson

Vote For 1

| | TOTAL | VOTE % | Ballot By Mail | Early Voting | Election Day |
|------------------|-------|---------|-------------------|-----------------|-----------------|
| For | 697 | 89.13% | 64 | 252 | 381 |
| Against | 85 | 10.87% | 9 | 22 | 54 |
| Total Votes Cast | 782 | 100.00% | 73 | 274 | 435 |
| Overvotes | 0 | | 0 | 0 | 0 |
| Undervotes | 44 | | 5 | 15 | 24 |
| Contest Totals | 826 | | 78 | 289 | 459 |

PROPOSITION R City of Richardson

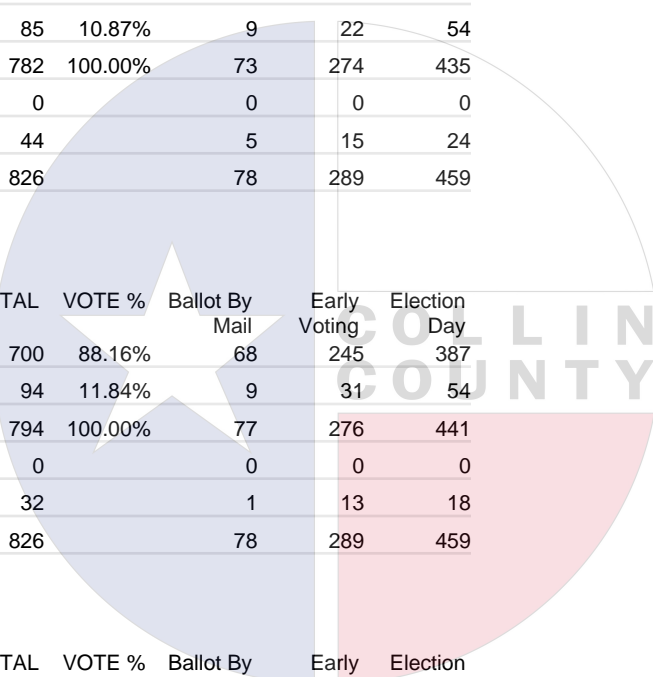
Vote For 1

| | TOTAL | VOTE % | Ballot By Mail | Early Voting | Election Day |
|------------------|-------|---------|-------------------|-----------------|-----------------|
| For | 700 | 88.16% | 68 | 245 | 387 |
| Against | 94 | 11.84% | 9 | 31 | 54 |
| Total Votes Cast | 794 | 100.00% | 77 | 276 | 441 |
| Overvotes | 0 | | 0 | 0 | 0 |
| Undervotes | 32 | | 1 | 13 | 18 |
| Contest Totals | 826 | | 78 | 289 | 459 |

PROPOSITION S City of Richardson

Vote For 1

| | TOTAL | VOTE % | Ballot By Mail | Early Voting | Election Day |
|------------------|-------|---------|-------------------|-----------------|-----------------|
| For | 721 | 90.35% | 76 | 248 | 397 |
| Against | 77 | 9.65% | 2 | 30 | 45 |
| Total Votes Cast | 798 | 100.00% | 78 | 278 | 442 |
| Overvotes | 0 | | 0 | 0 | 0 |
| Undervotes | 28 | | 0 | 11 | 17 |
| Contest Totals | 826 | | 78 | 289 | 459 |



Summary Results Report
 2026 City of Richardson Election
 May 2, 2026

FINAL RESULTS
 City of Richardson
 COLLIN COUNTY

PROPOSITION T City of Richardson

Vote For 1

| | TOTAL | VOTE % | Ballot By Mail | Early Voting | Election Day |
|------------------|-------|---------|-------------------|-----------------|-----------------|
| For | 673 | 84.87% | 60 | 245 | 368 |
| Against | 120 | 15.13% | 14 | 32 | 74 |
| Total Votes Cast | 793 | 100.00% | 74 | 277 | 442 |
| Overvotes | 1 | | 0 | 1 | 0 |
| Undervotes | 32 | | 4 | 11 | 17 |
| Contest Totals | 826 | | 78 | 289 | 459 |

PROPOSITION U City of Richardson

Vote For 1

| | TOTAL | VOTE % | Ballot By Mail | Early Voting | Election Day |
|------------------|-------|---------|-------------------|-----------------|-----------------|
| For | 552 | 72.25% | 46 | 214 | 292 |
| Against | 212 | 27.75% | 25 | 53 | 134 |
| Total Votes Cast | 764 | 100.00% | 71 | 267 | 426 |
| Overvotes | 2 | | 0 | 2 | 0 |
| Undervotes | 60 | | 7 | 20 | 33 |
| Contest Totals | 826 | | 78 | 289 | 459 |

PROPOSITION V City of Richardson

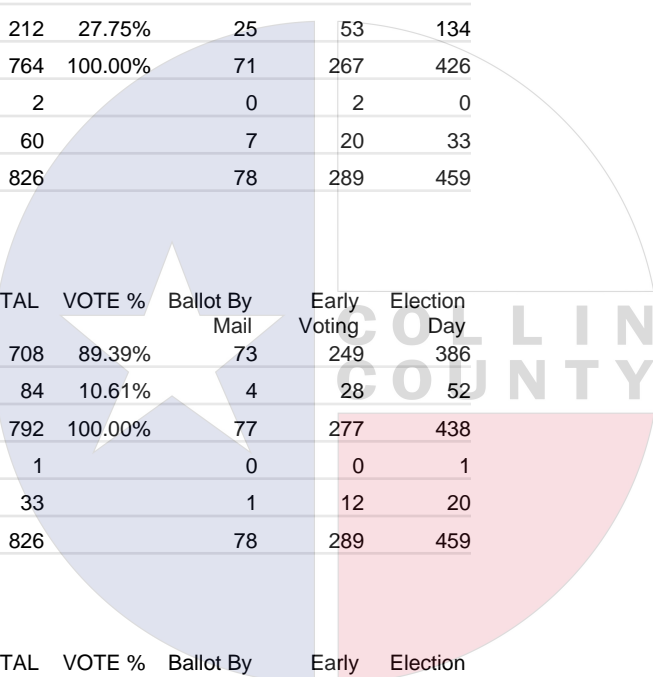
Vote For 1

| | TOTAL | VOTE % | Ballot By Mail | Early Voting | Election Day |
|------------------|-------|---------|-------------------|-----------------|-----------------|
| For | 708 | 89.39% | 73 | 249 | 386 |
| Against | 84 | 10.61% | 4 | 28 | 52 |
| Total Votes Cast | 792 | 100.00% | 77 | 277 | 438 |
| Overvotes | 1 | | 0 | 0 | 1 |
| Undervotes | 33 | | 1 | 12 | 20 |
| Contest Totals | 826 | | 78 | 289 | 459 |

PROPOSITION W City of Richardson

Vote For 1

| | TOTAL | VOTE % | Ballot By Mail | Early Voting | Election Day |
|------------------|-------|---------|-------------------|-----------------|-----------------|
| For | 712 | 89.22% | 68 | 262 | 382 |
| Against | 86 | 10.78% | 9 | 19 | 58 |
| Total Votes Cast | 798 | 100.00% | 77 | 281 | 440 |
| Overvotes | 0 | | 0 | 0 | 0 |
| Undervotes | 28 | | 1 | 8 | 19 |
| Contest Totals | 826 | | 78 | 289 | 459 |



Summary Results Report
 2026 City of Richardson Election
 May 2, 2026

FINAL RESULTS
 City of Richardson
 COLLIN COUNTY

PROPOSITION X City of Richardson

Vote For 1

| | TOTAL | VOTE % | Ballot By Mail | Early Voting | Election Day |
|------------------|-------|---------|-------------------|-----------------|-----------------|
| For | 665 | 85.15% | 60 | 241 | 364 |
| Against | 116 | 14.85% | 16 | 31 | 69 |
| Total Votes Cast | 781 | 100.00% | 76 | 272 | 433 |
| Overvotes | 1 | | 0 | 1 | 0 |
| Undervotes | 44 | | 2 | 16 | 26 |
| Contest Totals | 826 | | 78 | 289 | 459 |

PROPOSITION Y City of Richardson

Vote For 1

| | TOTAL | VOTE % | Ballot By Mail | Early Voting | Election Day |
|------------------|-------|---------|-------------------|-----------------|-----------------|
| For | 725 | 92.59% | 73 | 259 | 393 |
| Against | 58 | 7.41% | 4 | 16 | 38 |
| Total Votes Cast | 783 | 100.00% | 77 | 275 | 431 |
| Overvotes | 0 | | 0 | 0 | 0 |
| Undervotes | 43 | | 1 | 14 | 28 |
| Contest Totals | 826 | | 78 | 289 | 459 |

PROPOSITION Z City of Richardson

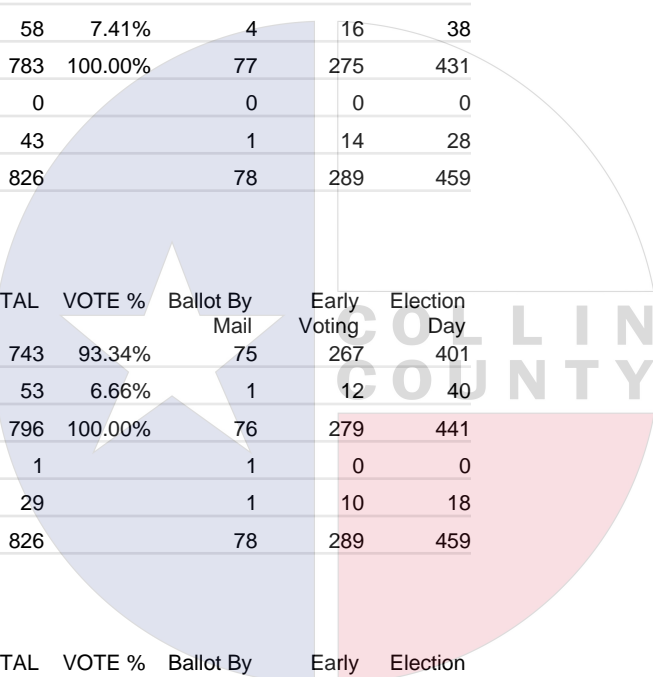
Vote For 1

| | TOTAL | VOTE % | Ballot By Mail | Early Voting | Election Day |
|------------------|-------|---------|-------------------|-----------------|-----------------|
| For | 743 | 93.34% | 75 | 267 | 401 |
| Against | 53 | 6.66% | 1 | 12 | 40 |
| Total Votes Cast | 796 | 100.00% | 76 | 279 | 441 |
| Overvotes | 1 | | 1 | 0 | 0 |
| Undervotes | 29 | | 1 | 10 | 18 |
| Contest Totals | 826 | | 78 | 289 | 459 |

PROPOSITION AA City of Richardson

Vote For 1

| | TOTAL | VOTE % | Ballot By Mail | Early Voting | Election Day |
|------------------|-------|---------|-------------------|-----------------|-----------------|
| For | 705 | 89.58% | 69 | 249 | 387 |
| Against | 82 | 10.42% | 7 | 27 | 48 |
| Total Votes Cast | 787 | 100.00% | 76 | 276 | 435 |
| Overvotes | 0 | | 0 | 0 | 0 |
| Undervotes | 39 | | 2 | 13 | 24 |
| Contest Totals | 826 | | 78 | 289 | 459 |



Summary Results Report
 2026 City of Richardson Election
 May 2, 2026

FINAL RESULTS
 City of Richardson
 COLLIN COUNTY

PROPOSITION BB City of Richardson

Vote For 1

| | TOTAL | VOTE % | Ballot By Mail | Early Voting | Election Day |
|------------------|-------|---------|-------------------|-----------------|-----------------|
| For | 715 | 90.97% | 75 | 251 | 389 |
| Against | 71 | 9.03% | 0 | 25 | 46 |
| Total Votes Cast | 786 | 100.00% | 75 | 276 | 435 |
| Overvotes | 0 | | 0 | 0 | 0 |
| Undervotes | 40 | | 3 | 13 | 24 |
| Contest Totals | 826 | | 78 | 289 | 459 |

PROPOSITION CC City of Richardson

Vote For 1

| | TOTAL | VOTE % | Ballot By Mail | Early Voting | Election Day |
|------------------|-------|---------|-------------------|-----------------|-----------------|
| For | 550 | 71.71% | 45 | 206 | 299 |
| Against | 217 | 28.29% | 25 | 67 | 125 |
| Total Votes Cast | 767 | 100.00% | 70 | 273 | 424 |
| Overvotes | 0 | | 0 | 0 | 0 |
| Undervotes | 59 | | 8 | 16 | 35 |
| Contest Totals | 826 | | 78 | 289 | 459 |

PROPOSITION DD City of Richardson

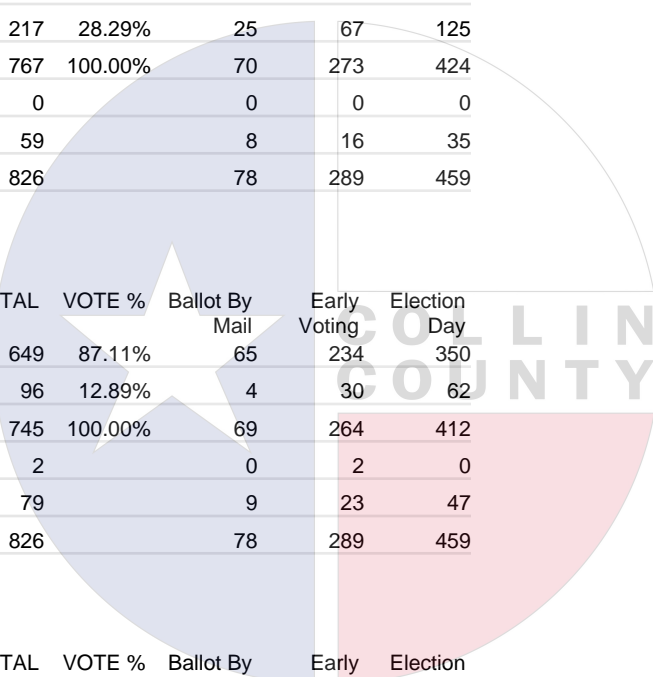
Vote For 1

| | TOTAL | VOTE % | Ballot By Mail | Early Voting | Election Day |
|------------------|-------|---------|-------------------|-----------------|-----------------|
| For | 649 | 87.11% | 65 | 234 | 350 |
| Against | 96 | 12.89% | 4 | 30 | 62 |
| Total Votes Cast | 745 | 100.00% | 69 | 264 | 412 |
| Overvotes | 2 | | 0 | 2 | 0 |
| Undervotes | 79 | | 9 | 23 | 47 |
| Contest Totals | 826 | | 78 | 289 | 459 |

PROPOSITION EE City of Richardson

Vote For 1

| | TOTAL | VOTE % | Ballot By Mail | Early Voting | Election Day |
|------------------|-------|---------|-------------------|-----------------|-----------------|
| For | 598 | 76.47% | 54 | 226 | 318 |
| Against | 184 | 23.53% | 20 | 50 | 114 |
| Total Votes Cast | 782 | 100.00% | 74 | 276 | 432 |
| Overvotes | 2 | | 0 | 1 | 1 |
| Undervotes | 42 | | 4 | 12 | 26 |
| Contest Totals | 826 | | 78 | 289 | 459 |



Summary Results Report
 2026 City of Richardson Election
 May 2, 2026

FINAL RESULTS
 City of Richardson
 COLLIN COUNTY

PROPOSITION FF City of Richardson

Vote For 1

| | TOTAL | VOTE % | Ballot By Mail | Early Voting | Election Day |
|------------------|-------|---------|-------------------|-----------------|-----------------|
| For | 585 | 74.90% | 58 | 214 | 313 |
| Against | 196 | 25.10% | 18 | 61 | 117 |
| Total Votes Cast | 781 | 100.00% | 76 | 275 | 430 |
| Overvotes | 0 | | 0 | 0 | 0 |
| Undervotes | 45 | | 2 | 14 | 29 |
| Contest Totals | 826 | | 78 | 289 | 459 |

PROPOSITION GG City of Richardson

Vote For 1

| | TOTAL | VOTE % | Ballot By Mail | Early Voting | Election Day |
|------------------|-------|---------|-------------------|-----------------|-----------------|
| For | 639 | 83.86% | 59 | 237 | 343 |
| Against | 123 | 16.14% | 13 | 33 | 77 |
| Total Votes Cast | 762 | 100.00% | 72 | 270 | 420 |
| Overvotes | 0 | | 0 | 0 | 0 |
| Undervotes | 64 | | 6 | 19 | 39 |
| Contest Totals | 826 | | 78 | 289 | 459 |

PROPOSITION HH City of Richardson

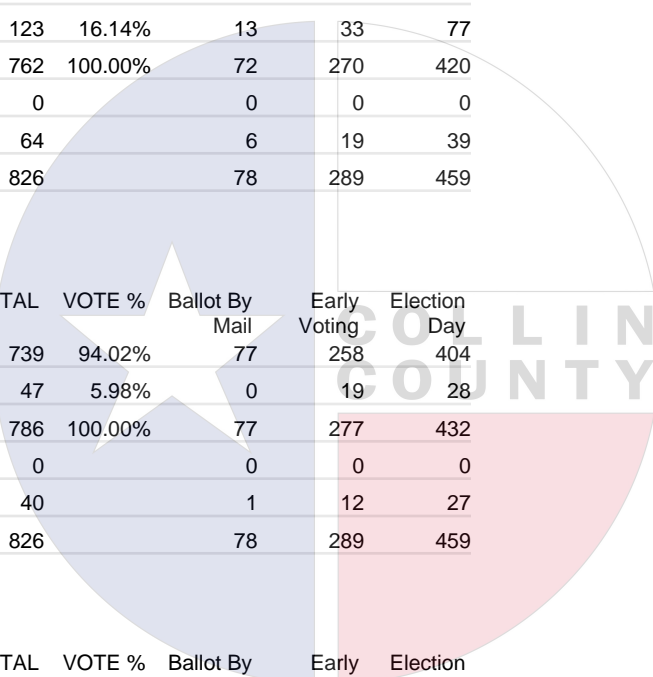
Vote For 1

| | TOTAL | VOTE % | Ballot By Mail | Early Voting | Election Day |
|------------------|-------|---------|-------------------|-----------------|-----------------|
| For | 739 | 94.02% | 77 | 258 | 404 |
| Against | 47 | 5.98% | 0 | 19 | 28 |
| Total Votes Cast | 786 | 100.00% | 77 | 277 | 432 |
| Overvotes | 0 | | 0 | 0 | 0 |
| Undervotes | 40 | | 1 | 12 | 27 |
| Contest Totals | 826 | | 78 | 289 | 459 |

PROPOSITION II City of Richardson

Vote For 1

| | TOTAL | VOTE % | Ballot By Mail | Early Voting | Election Day |
|------------------|-------|---------|-------------------|-----------------|-----------------|
| For | 694 | 87.96% | 74 | 247 | 373 |
| Against | 95 | 12.04% | 3 | 31 | 61 |
| Total Votes Cast | 789 | 100.00% | 77 | 278 | 434 |
| Overvotes | 1 | | 0 | 0 | 1 |
| Undervotes | 36 | | 1 | 11 | 24 |
| Contest Totals | 826 | | 78 | 289 | 459 |



Summary Results Report
 2026 City of Richardson Election
 May 2, 2026

FINAL RESULTS
 City of Richardson
 COLLIN COUNTY

PROPOSITION JJ City of Richardson

Vote For 1

| | TOTAL | VOTE % | Ballot By Mail | Early Voting | Election Day |
|------------------|-------|---------|----------------|--------------|--------------|
| For | 646 | 84.78% | 60 | 236 | 350 |
| Against | 116 | 15.22% | 10 | 35 | 71 |
| Total Votes Cast | 762 | 100.00% | 70 | 271 | 421 |
| Overvotes | 1 | | 0 | 1 | 0 |
| Undervotes | 63 | | 8 | 17 | 38 |
| Contest Totals | 826 | | 78 | 289 | 459 |

PROPOSITION KK City of Richardson

Vote For 1

| | TOTAL | VOTE % | Ballot By Mail | Early Voting | Election Day |
|------------------|-------|---------|----------------|--------------|--------------|
| For | 556 | 70.83% | 54 | 216 | 286 |
| Against | 229 | 29.17% | 22 | 62 | 145 |
| Total Votes Cast | 785 | 100.00% | 76 | 278 | 431 |
| Overvotes | 1 | | 0 | 1 | 0 |
| Undervotes | 40 | | 2 | 10 | 28 |
| Contest Totals | 826 | | 78 | 289 | 459 |

PROPOSITION LL City of Richardson

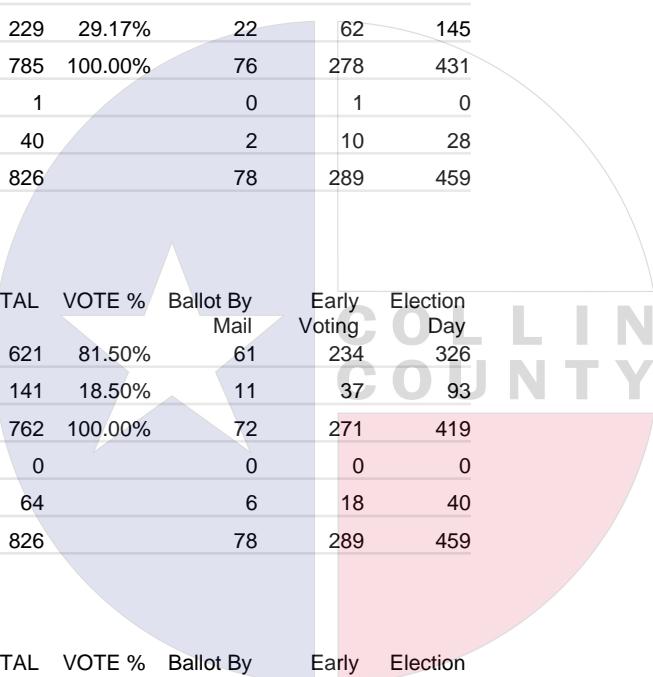
Vote For 1

| | TOTAL | VOTE % | Ballot By Mail | Early Voting | Election Day |
|------------------|-------|---------|----------------|--------------|--------------|
| For | 621 | 81.50% | 61 | 234 | 326 |
| Against | 141 | 18.50% | 11 | 37 | 93 |
| Total Votes Cast | 762 | 100.00% | 72 | 271 | 419 |
| Overvotes | 0 | | 0 | 0 | 0 |
| Undervotes | 64 | | 6 | 18 | 40 |
| Contest Totals | 826 | | 78 | 289 | 459 |

PROPOSITION MM City of Richardson

Vote For 1

| | TOTAL | VOTE % | Ballot By Mail | Early Voting | Election Day |
|------------------|-------|---------|----------------|--------------|--------------|
| For | 550 | 69.89% | 55 | 212 | 283 |
| Against | 237 | 30.11% | 22 | 67 | 148 |
| Total Votes Cast | 787 | 100.00% | 77 | 279 | 431 |
| Overvotes | 1 | | 0 | 0 | 1 |
| Undervotes | 38 | | 1 | 10 | 27 |
| Contest Totals | 826 | | 78 | 289 | 459 |



Summary Results Report
 2026 City of Richardson Election
 May 2, 2026

FINAL RESULTS
 City of Richardson
 COLLIN COUNTY

PROPOSITION NN City of Richardson

Vote For 1

| | TOTAL | VOTE % | Ballot By Mail | Early Voting | Election Day |
|------------------|-------|---------|-------------------|-----------------|-----------------|
| For | 641 | 81.24% | 57 | 232 | 352 |
| Against | 148 | 18.76% | 18 | 44 | 86 |
| Total Votes Cast | 789 | 100.00% | 75 | 276 | 438 |
| Overvotes | 0 | | 0 | 0 | 0 |
| Undervotes | 37 | | 3 | 13 | 21 |
| Contest Totals | 826 | | 78 | 289 | 459 |

PROPOSITION OO City of Richardson

Vote For 1

| | TOTAL | VOTE % | Ballot By Mail | Early Voting | Election Day |
|------------------|-------|---------|-------------------|-----------------|-----------------|
| For | 696 | 89.23% | 66 | 249 | 381 |
| Against | 84 | 10.77% | 10 | 26 | 48 |
| Total Votes Cast | 780 | 100.00% | 76 | 275 | 429 |
| Overvotes | 0 | | 0 | 0 | 0 |
| Undervotes | 46 | | 2 | 14 | 30 |
| Contest Totals | 826 | | 78 | 289 | 459 |

PROPOSITION PP City of Richardson

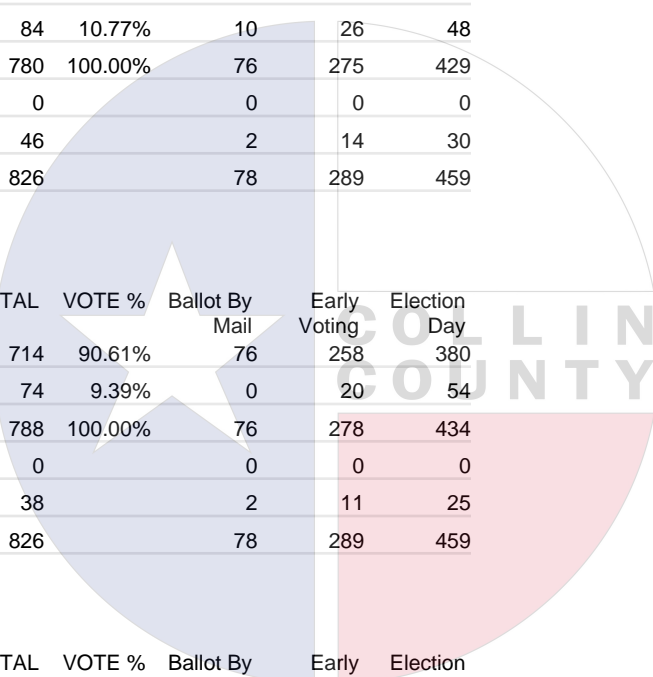
Vote For 1

| | TOTAL | VOTE % | Ballot By Mail | Early Voting | Election Day |
|------------------|-------|---------|-------------------|-----------------|-----------------|
| For | 714 | 90.61% | 76 | 258 | 380 |
| Against | 74 | 9.39% | 0 | 20 | 54 |
| Total Votes Cast | 788 | 100.00% | 76 | 278 | 434 |
| Overvotes | 0 | | 0 | 0 | 0 |
| Undervotes | 38 | | 2 | 11 | 25 |
| Contest Totals | 826 | | 78 | 289 | 459 |

PROPOSITION QQ City of Richardson

Vote For 1

| | TOTAL | VOTE % | Ballot By Mail | Early Voting | Election Day |
|------------------|-------|---------|-------------------|-----------------|-----------------|
| For | 645 | 82.06% | 66 | 236 | 343 |
| Against | 141 | 17.94% | 10 | 42 | 89 |
| Total Votes Cast | 786 | 100.00% | 76 | 278 | 432 |
| Overvotes | 0 | | 0 | 0 | 0 |
| Undervotes | 40 | | 2 | 11 | 27 |
| Contest Totals | 826 | | 78 | 289 | 459 |



Summary Results Report
 2026 City of Richardson Election
 May 2, 2026

FINAL RESULTS
 City of Richardson
 COLLIN COUNTY

PROPOSITION RR City of Richardson

Vote For 1

| | TOTAL | VOTE % | Ballot By Mail | Early Voting | Election Day |
|------------------|-------|---------|-------------------|-----------------|-----------------|
| For | 704 | 89.34% | 71 | 252 | 381 |
| Against | 84 | 10.66% | 5 | 26 | 53 |
| Total Votes Cast | 788 | 100.00% | 76 | 278 | 434 |
| Overvotes | 0 | | 0 | 0 | 0 |
| Undervotes | 38 | | 2 | 11 | 25 |
| Contest Totals | 826 | | 78 | 289 | 459 |

PROPOSITION SS City of Richardson

Vote For 1

| | TOTAL | VOTE % | Ballot By Mail | Early Voting | Election Day |
|------------------|-------|---------|-------------------|-----------------|-----------------|
| For | 740 | 93.43% | 77 | 261 | 402 |
| Against | 52 | 6.57% | 0 | 17 | 35 |
| Total Votes Cast | 792 | 100.00% | 77 | 278 | 437 |
| Overvotes | 0 | | 0 | 0 | 0 |
| Undervotes | 34 | | 1 | 11 | 22 |
| Contest Totals | 826 | | 78 | 289 | 459 |

PROPOSITION TT City of Richardson

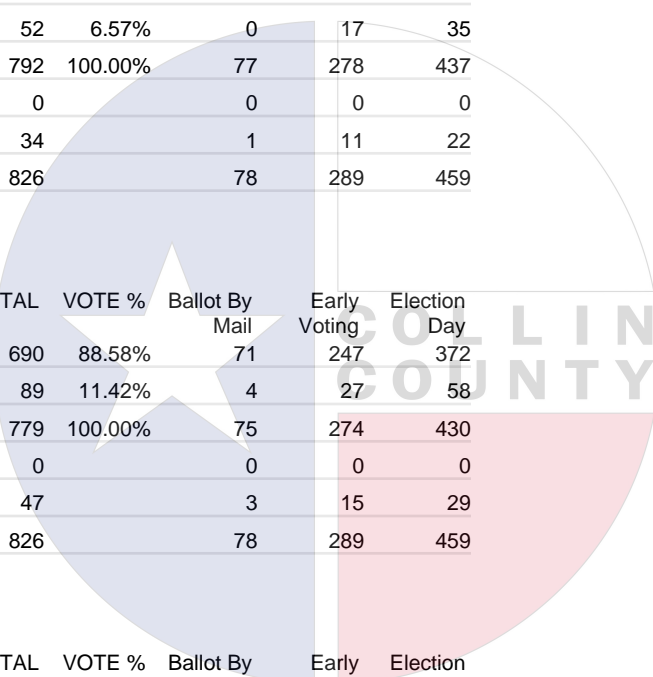
Vote For 1

| | TOTAL | VOTE % | Ballot By Mail | Early Voting | Election Day |
|------------------|-------|---------|-------------------|-----------------|-----------------|
| For | 690 | 88.58% | 71 | 247 | 372 |
| Against | 89 | 11.42% | 4 | 27 | 58 |
| Total Votes Cast | 779 | 100.00% | 75 | 274 | 430 |
| Overvotes | 0 | | 0 | 0 | 0 |
| Undervotes | 47 | | 3 | 15 | 29 |
| Contest Totals | 826 | | 78 | 289 | 459 |

PROPOSITION UU City of Richardson

Vote For 1

| | TOTAL | VOTE % | Ballot By Mail | Early Voting | Election Day |
|------------------|-------|---------|-------------------|-----------------|-----------------|
| For | 642 | 82.41% | 63 | 228 | 351 |
| Against | 137 | 17.59% | 12 | 48 | 77 |
| Total Votes Cast | 779 | 100.00% | 75 | 276 | 428 |
| Overvotes | 0 | | 0 | 0 | 0 |
| Undervotes | 47 | | 3 | 13 | 31 |
| Contest Totals | 826 | | 78 | 289 | 459 |



Summary Results Report
 2026 City of Richardson Election
 May 2, 2026

FINAL RESULTS
 City of Richardson
 COLLIN COUNTY

PROPOSITION VV City of Richardson

Vote For 1

| | TOTAL | VOTE % | Ballot By Mail | Early Voting | Election Day |
|------------------|-------|---------|-------------------|-----------------|-----------------|
| For | 718 | 92.41% | 72 | 248 | 398 |
| Against | 59 | 7.59% | 1 | 27 | 31 |
| Total Votes Cast | 777 | 100.00% | 73 | 275 | 429 |
| Overvotes | 0 | | 0 | 0 | 0 |
| Undervotes | 49 | | 5 | 14 | 30 |
| Contest Totals | 826 | | 78 | 289 | 459 |

PROPOSITION WW City of Richardson

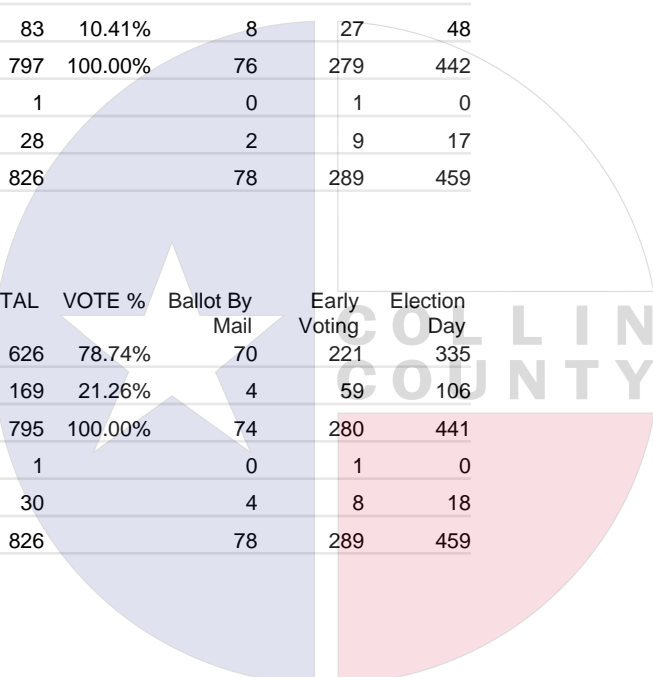
Vote For 1

| | TOTAL | VOTE % | Ballot By Mail | Early Voting | Election Day |
|------------------|-------|---------|-------------------|-----------------|-----------------|
| For | 714 | 89.59% | 68 | 252 | 394 |
| Against | 83 | 10.41% | 8 | 27 | 48 |
| Total Votes Cast | 797 | 100.00% | 76 | 279 | 442 |
| Overvotes | 1 | | 0 | 1 | 0 |
| Undervotes | 28 | | 2 | 9 | 17 |
| Contest Totals | 826 | | 78 | 289 | 459 |

PROPOSITION XX City of Richardson

Vote For 1

| | TOTAL | VOTE % | Ballot By Mail | Early Voting | Election Day |
|------------------|-------|---------|-------------------|-----------------|-----------------|
| For | 626 | 78.74% | 70 | 221 | 335 |
| Against | 169 | 21.26% | 4 | 59 | 106 |
| Total Votes Cast | 795 | 100.00% | 74 | 280 | 441 |
| Overvotes | 1 | | 0 | 1 | 0 |
| Undervotes | 30 | | 4 | 8 | 18 |
| Contest Totals | 826 | | 78 | 289 | 459 |



Collin County Seal
 Watermark Seal for Collin County.
 Collin County Government