


Summary Results Report  
Joint General and Special Election  
May 2, 2026

FINAL RESULTS  
All Races  
COLLIN COUNTY

**Statistics**

	TOTAL	Ballot By Mail	Early Voting	Election Day
Registered Voters - Total	401,916			
Ballots Cast - Total	28,671	1,072	17,361	10,238
Voter Turnout - Total	7.13%			



Collin County Seal  
Watermark Seal for Collin County.  
Collin County Government

Summary Results Report  
 Joint General and Special Election  
 May 2, 2026

FINAL RESULTS  
 All Races  
 COLLIN COUNTY

**Mayor – City of Allen**

Vote For 1

	TOTAL	VOTE %	Ballot By Mail	Early Voting	Election Day
Chris Schulmeister	3,300	81.08%	253	2,044	1,003
Dave Shafer	770	18.92%	58	448	264
Total Votes Cast	4,070	100.00%	311	2,492	1,267
Overvotes	0		0	0	0
Undervotes	15		3	10	2
Contest Totals	4,085		314	2,502	1,269

**Councilmember, Place 2 - Allen**

Vote For 1

	TOTAL	VOTE %	Ballot By Mail	Early Voting	Election Day
Tommy Baril	3,206	100.00%	252	1,990	964
Total Votes Cast	3,206	100.00%	252	1,990	964
Overvotes	0		0	0	0
Undervotes	879		62	512	305
Contest Totals	4,085		314	2,502	1,269

**City Council, Place 3 – City of Anna**

Vote For 1

	TOTAL	VOTE %	Ballot By Mail	Early Voting	Election Day
Mike Olivarez	190	32.04%	8	104	78
Jessica Walden	403	67.96%	36	239	128
Total Votes Cast	593	100.00%	44	343	206
Overvotes	0		0	0	0
Undervotes	5		0	3	2
Contest Totals	598		44	346	208

**City Council, Place 5 – City of Anna**

Vote For 1

	TOTAL	VOTE %	Ballot By Mail	Early Voting	Election Day
Susan Jones	249	41.78%	22	139	88
Elden Baker	347	58.22%	22	206	119
Total Votes Cast	596	100.00%	44	345	207
Overvotes	0		0	0	0
Undervotes	2		0	1	1
Contest Totals	598		44	346	208

**Mayor – City of Carrollton**

Vote For 1

	TOTAL	VOTE %	Ballot By Mail	Early Voting	Election Day
Steve Babick	0		0	0	0
Zul Mohamed	0		0	0	0
Total Votes Cast	0		0	0	0
Overvotes	0		0	0	0
Undervotes	0		0	0	0
Contest Totals	0		0	0	0

Summary Results Report  
 Joint General and Special Election  
 May 2, 2026

FINAL RESULTS  
 All Races  
 COLLIN COUNTY

**Councilmember, Place 4 – City of Carrollton**

Vote For 1

	TOTAL	VOTE %	Ballot By Mail	Early Voting	Election Day
Lisa Sutter	0		0	0	0
Thomas Chellethe	0		0	0	0
Mike Song	0		0	0	0
Total Votes Cast	0		0	0	0
Overvotes	0		0	0	0
Undervotes	0		0	0	0
Contest Totals	0		0	0	0

**Proposition A – City of Carrollton**

Vote For 1

	TOTAL	VOTE %	Ballot By Mail	Early Voting	Election Day
For	0		0	0	0
Against	0		0	0	0
Total Votes Cast	0		0	0	0
Overvotes	0		0	0	0
Undervotes	0		0	0	0
Contest Totals	0		0	0	0

**Proposition B – City of Carrollton**

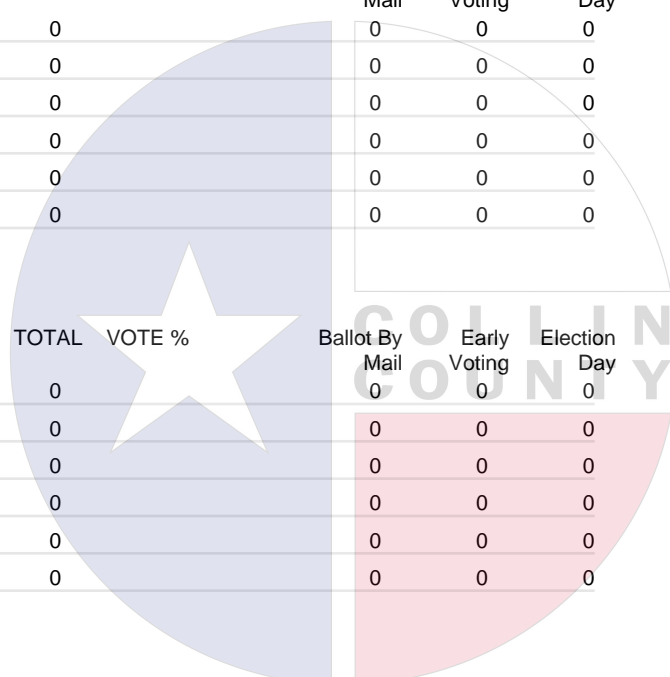
Vote For 1

	TOTAL	VOTE %	Ballot By Mail	Early Voting	Election Day
For	0		0	0	0
Against	0		0	0	0
Total Votes Cast	0		0	0	0
Overvotes	0		0	0	0
Undervotes	0		0	0	0
Contest Totals	0		0	0	0

**Proposition C – City of Carrollton**

Vote For 1

	TOTAL	VOTE %	Ballot By Mail	Early Voting	Election Day
For	0		0	0	0
Against	0		0	0	0
Total Votes Cast	0		0	0	0
Overvotes	0		0	0	0
Undervotes	0		0	0	0
Contest Totals	0		0	0	0



Summary Results Report  
 Joint General and Special Election  
 May 2, 2026

FINAL RESULTS  
 All Races  
 COLLIN COUNTY

**Proposition D – City of Carrollton**

Vote For 1

	TOTAL	VOTE %	Ballot By Mail	Early Voting	Election Day
For	0		0	0	0
Against	0		0	0	0
Total Votes Cast	0		0	0	0
Overvotes	0		0	0	0
Undervotes	0		0	0	0
Contest Totals	0		0	0	0

**Proposition E – City of Carrollton**

Vote For 1

	TOTAL	VOTE %	Ballot By Mail	Early Voting	Election Day
For	0		0	0	0
Against	0		0	0	0
Total Votes Cast	0		0	0	0
Overvotes	0		0	0	0
Undervotes	0		0	0	0
Contest Totals	0		0	0	0

**Mayor – City of Celina**

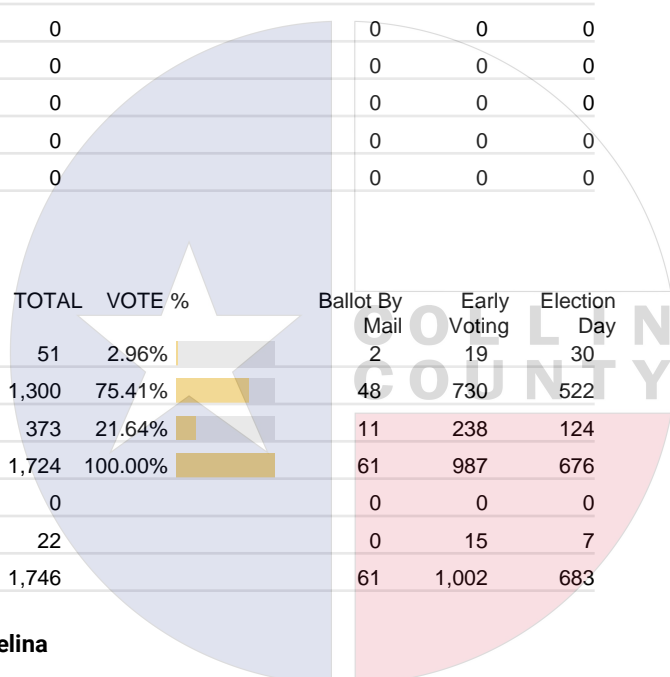
Vote For 1

	TOTAL	VOTE %	Ballot By Mail	Early Voting	Election Day
Erica Cornelius	51	2.96%	2	19	30
Ryan Tubbs	1,300	75.41%	48	730	522
Eric Becker	373	21.64%	11	238	124
Total Votes Cast	1,724	100.00%	61	987	676
Overvotes	0		0	0	0
Undervotes	22		0	15	7
Contest Totals	1,746		61	1,002	683

**Council Member, Place 4 – City of Celina**

Vote For 1

	TOTAL	VOTE %	Ballot By Mail	Early Voting	Election Day
Katie Dunn	849	49.56%	32	518	299
Shea Scott	864	50.44%	28	477	359
Total Votes Cast	1,713	100.00%	60	995	658
Overvotes	0		0	0	0
Undervotes	33		1	7	25
Contest Totals	1,746		61	1,002	683



Summary Results Report  
 Joint General and Special Election  
 May 2, 2026

FINAL RESULTS  
 All Races  
 COLLIN COUNTY

**Council Member, Place 5 – City of Celina**

Vote For 1

	TOTAL	VOTE %		Ballot By Mail	Early Voting	Election Day
Shane Lambert	1,153	68.43%		38	632	483
Brent Baty	532	31.57%		20	352	160
Total Votes Cast	1,685	100.00%		58	984	643
Overvotes	0			0	0	0
Undervotes	61			3	18	40
Contest Totals	1,746			61	1,002	683

**Board of Trustees, Place 3 – Celina ISD**

Vote For 1

	TOTAL	VOTE %		Ballot By Mail	Early Voting	Election Day
Cameron Riggs	1,146	69.84%		23	715	408
Vicky Hogue	495	30.16%		18	272	205
Total Votes Cast	1,641	100.00%		41	987	613
Overvotes	0			0	0	0
Undervotes	62			1	33	28
Contest Totals	1,703			42	1,020	641

**Board of Trustees, Place 4 – Celina ISD**

Vote For 1

	TOTAL	VOTE %		Ballot By Mail	Early Voting	Election Day
David Hogue	393	23.79%		12	238	143
Erin Norris	466	28.21%		14	271	181
Jennifer R. Driver	793	48.00%		15	480	298
Total Votes Cast	1,652	100.00%		41	989	622
Overvotes	0			0	0	0
Undervotes	51			1	31	19
Contest Totals	1,703			42	1,020	641

**Proposition 1 – City of Josephine**

Vote For 1

	TOTAL	VOTE %		Ballot By Mail	Early Voting	Election Day
For	169	77.88%		1	113	55
Against	48	22.12%		0	32	16
Total Votes Cast	217	100.00%		1	145	71
Overvotes	0			0	0	0
Undervotes	4			0	3	1
Contest Totals	221			1	148	72

Summary Results Report  
 Joint General and Special Election  
 May 2, 2026

FINAL RESULTS  
 All Races  
 COLLIN COUNTY

**Trustee, Place 4 – Community ISD**

Vote For 1

	TOTAL	VOTE %		Ballot By Mail	Early Voting	Election Day
Devin Dowdy	602	53.61%		14	419	169
Nathan Wafford	521	46.39%		16	352	153
Total Votes Cast	1,123	100.00%		30	771	322
Overvotes	0			0	0	0
Undervotes	16			1	9	6
Contest Totals	1,139			31	780	328

**Trustee, Place 5 – Community ISD**

Vote For 1

	TOTAL	VOTE %		Ballot By Mail	Early Voting	Election Day
Jana Hunter	642	57.89%		18	451	173
Amanda Saucedo	467	42.11%		11	311	145
Total Votes Cast	1,109	100.00%		29	762	318
Overvotes	0			0	0	0
Undervotes	30			2	18	10
Contest Totals	1,139			31	780	328

**Trustee, Place 6 – Community ISD**

Vote For 1

	TOTAL	VOTE %		Ballot By Mail	Early Voting	Election Day
Alfonso Calderon	522	46.69%		9	361	152
Tony Denton	535	47.85%		17	370	148
Chad D. Baugh	61	5.46%		4	38	19
Total Votes Cast	1,118	100.00%		30	769	319
Overvotes	0			0	0	0
Undervotes	21			1	11	9
Contest Totals	1,139			31	780	328

**Trustee, Place 1 – Community ISD**

Vote For 1

	TOTAL	VOTE %		Ballot By Mail	Early Voting	Election Day
Joshua Edwards	603	53.89%		17	413	173
Monica Clifton	516	46.11%		13	355	148
Total Votes Cast	1,119	100.00%		30	768	321
Overvotes	0			0	0	0
Undervotes	20			1	12	7
Contest Totals	1,139			31	780	328

Summary Results Report  
 Joint General and Special Election  
 May 2, 2026

FINAL RESULTS  
 All Races  
 COLLIN COUNTY

**Town Council, Seat 2 - Town of Fairview**

Vote For 1

	TOTAL	VOTE %		Ballot By Mail	Early Voting	Election Day
Joe W. Boggs	603	100.00%		37	298	268
Total Votes Cast	603	100.00%		37	298	268
Overvotes	0			0	0	0
Undervotes	135			12	58	65
Contest Totals	738			49	356	333

**Town Council, Seat 4 - Town of Fairview**

Vote For 1

	TOTAL	VOTE %		Ballot By Mail	Early Voting	Election Day
Ricardo Doi	353	47.90%		18	158	177
John Stanley	384	52.10%		30	198	156
Total Votes Cast	737	100.00%		48	356	333
Overvotes	0			0	0	0
Undervotes	1			1	0	0
Contest Totals	738			49	356	333

**Town Council, Seat 6 - Town of Fairview**

Vote For 1

	TOTAL	VOTE %		Ballot By Mail	Early Voting	Election Day
Ryan Riyad	180	25.39%		12	65	103
Lakia Works	529	74.61%		37	281	211
Total Votes Cast	709	100.00%		49	346	314
Overvotes	0			0	0	0
Undervotes	29			0	10	19
Contest Totals	738			49	356	333

**City Council, Place 5 - City of Frisco**

Vote For 1

	TOTAL	VOTE %		Ballot By Mail	Early Voting	Election Day
Sreekanth Reddy	1,839	14.34%		17	1,117	705
Vijay Karthik	3,057	23.83%		34	1,955	1,068
Laura Rummel	7,931	61.83%		217	5,137	2,577
Total Votes Cast	12,827	100.00%		268	8,209	4,350
Overvotes	5			0	1	4
Undervotes	229			5	135	89
Contest Totals	13,061			273	8,345	4,443

Summary Results Report  
 Joint General and Special Election  
 May 2, 2026

FINAL RESULTS  
 All Races  
 COLLIN COUNTY

**City Council, Place 6 – City of Frisco**

Vote For 1

	TOTAL	VOTE %	Ballot By Mail	Early Voting	Election Day
Brittany Colberg	6,800	53.82%	163	4,428	2,209
Sai Krishnarajanagar	2,752	21.78%	23	1,664	1,065
Matt Chalmers	2,048	16.21%	36	1,317	695
Jerry Spencer	1,035	8.19%	39	658	338
Total Votes Cast	12,635	100.00%	261	8,067	4,307
Overvotes	4		0	4	0
Undervotes	422		12	274	136
Contest Totals	13,061		273	8,345	4,443

**Mayor – City of Frisco**

Vote For 1

	TOTAL	VOTE %	Ballot By Mail	Early Voting	Election Day
John Keating	1,853	14.25%	58	1,136	659
Shona Sowell	2,644	20.34%	64	1,742	838
Rod Vilhauer	3,702	28.47%	37	2,405	1,260
Mark Hill	4,803	36.94%	114	3,023	1,666
Total Votes Cast	13,002	100.00%	273	8,306	4,423
Overvotes	6		0	3	3
Undervotes	53		0	36	17
Contest Totals	13,061		273	8,345	4,443

**Trustee, Place 4 – Frisco ISD**

Vote For 1

	TOTAL	VOTE %	Ballot By Mail	Early Voting	Election Day
Muni Janagarajan	4,520	35.22%	73	2,791	1,656
Dynette Davis	8,313	64.78%	287	5,269	2,757
Total Votes Cast	12,833	100.00%	360	8,060	4,413
Overvotes	3		0	0	3
Undervotes	532		18	316	198
Contest Totals	13,368		378	8,376	4,614

Collin County seal  
 Watermark Seal for Collin County.  
 Collin County Government

**Trustee, Place 5 – Frisco ISD**

Vote For 1

	TOTAL	VOTE %	Ballot By Mail	Early Voting	Election Day
Misty Wamhoff	6,698	51.93%	223	4,250	2,225
Babu Venkat	2,317	17.97%	61	1,349	907
Sree Mouli Majji	3,882	30.10%	76	2,500	1,306
Total Votes Cast	12,897	100.00%	360	8,099	4,438
Overvotes	8		0	6	2
Undervotes	463		18	271	174
Contest Totals	13,368		378	8,376	4,614

Summary Results Report  
 Joint General and Special Election  
 May 2, 2026

FINAL RESULTS  
 All Races  
 COLLIN COUNTY

**City Council, Ward 4 – City of Lowry Crossing**

Vote For 2

	TOTAL	VOTE %	Ballot By Mail	Early Voting	Election Day
Donna Crenshaw Outland	4	26.67%	0	2	2
Ollie Simpson	5	33.33%	0	4	1
G Hijazen	6	40.00%	0	3	3
Total Votes Cast	15	100.00%	0	9	6
Overvotes	0		0	0	0
Undervotes	7		0	3	4
Contest Totals	22		0	12	10

**Proposition A – City of Lowry Crossing**

Vote For 1

	TOTAL	VOTE %	Ballot By Mail	Early Voting	Election Day
For	144	81.36%	13	74	57
Against	33	18.64%	2	18	13
Total Votes Cast	177	100.00%	15	92	70
Overvotes	0		0	0	0
Undervotes	0		0	0	0
Contest Totals	177		15	92	70

**City Council, Seat 1 – City of Lucas**

Vote For 1

	TOTAL	VOTE %	Ballot By Mail	Early Voting	Election Day
Richard Alan	84	14.26%	4	40	40
Jonathan Underhill	505	85.74%	13	306	186
Total Votes Cast	589	100.00%	17	346	226
Overvotes	0		0	0	0
Undervotes	34		0	24	10
Contest Totals	623		17	370	236

**City Council, Seat 2 – City of Lucas**

Vote For 1

	TOTAL	VOTE %	Ballot By Mail	Early Voting	Election Day
John Awezec	227	36.44%	2	147	78
Rebecca B. Orr	396	63.56%	15	223	158
Total Votes Cast	623	100.00%	17	370	236
Overvotes	0		0	0	0
Undervotes	0		0	0	0
Contest Totals	623		17	370	236

Summary Results Report  
 Joint General and Special Election  
 May 2, 2026

FINAL RESULTS  
 All Races  
 COLLIN COUNTY

**Trustee, Place 2 – Melissa ISD**

Vote For 1

	TOTAL	VOTE %		Ballot By Mail	Early Voting	Election Day
Stacy Fieker	347	57.45%		24	206	117
Bill Gray	257	42.55%		8	129	120
Total Votes Cast	604	100.00%		32	335	237
Overvotes	0			0	0	0
Undervotes	2			0	1	1
Contest Totals	606			32	336	238

**Council Member, Place 3 – City of Murphy**

Vote For 1

	TOTAL	VOTE %		Ballot By Mail	Early Voting	Election Day
Andrew Chase	880	35.73%		16	516	348
Debbie Ison	1,583	64.27%		24	953	606
Total Votes Cast	2,463	100.00%		40	1,469	954
Overvotes	0			0	0	0
Undervotes	22			2	10	10
Contest Totals	2,485			42	1,479	964

**Council Member, Place 5 – City of Murphy**

Vote For 1

	TOTAL	VOTE %		Ballot By Mail	Early Voting	Election Day
Laura Deel	849	34.36%		13	510	326
Sarah Fincanon	63	2.55%		6	34	23
Manoj Varghese	65	2.63%		1	29	35
Kevin Kelley	1,494	60.46%		20	899	575
Total Votes Cast	2,471	100.00%		40	1,472	959
Overvotes	2			0	1	1
Undervotes	12			2	6	4
Contest Totals	2,485			42	1,479	964

**Proposition 1 – City of Murphy**

Vote For 1

	TOTAL	VOTE %		Ballot By Mail	Early Voting	Election Day
For	1,822	77.14%		37	1,102	683
Against	540	22.86%		5	299	236
Total Votes Cast	2,362	100.00%		42	1,401	919
Overvotes	0			0	0	0
Undervotes	123			0	78	45
Contest Totals	2,485			42	1,479	964

Collin County Seal  
 Watermark Seal for Collin County  
 Collin County Government

Summary Results Report  
 Joint General and Special Election  
 May 2, 2026

FINAL RESULTS  
 All Races  
 COLLIN COUNTY

**Mayor – City of Parker**

Vote For 1

	TOTAL	VOTE %	Ballot By Mail	Early Voting	Election Day
Lee Pettle	452	56.08%	7	261	184
Marcos Arias	16	1.99%	0	3	13
Melissa Tierce	338	41.94%	0	221	117
<b>Total Votes Cast</b>	<b>806</b>	<b>100.00%</b>	<b>7</b>	<b>485</b>	<b>314</b>
Overvotes	0		0	0	0
Undervotes	6		0	4	2
<b>Contest Totals</b>	<b>812</b>		<b>7</b>	<b>489</b>	<b>316</b>

**Councilmember-At-Large – City of Parker**

Vote For 2

	TOTAL	VOTE %	Ballot By Mail	Early Voting	Election Day
Billy Barron	450	28.77%	5	277	168
Buddy Pilgrim	490	31.33%	7	284	199
Alan Meyer	292	18.67%	0	183	109
Amanda Noe	332	21.23%	0	204	128
<b>Total Votes Cast</b>	<b>1,564</b>	<b>100.00%</b>	<b>12</b>	<b>948</b>	<b>604</b>
Overvotes	0		0	0	0
Undervotes	60		2	30	28
<b>Contest Totals</b>	<b>1,624</b>		<b>14</b>	<b>978</b>	<b>632</b>

**City Council - Seat No. 4 - City of Princeton**

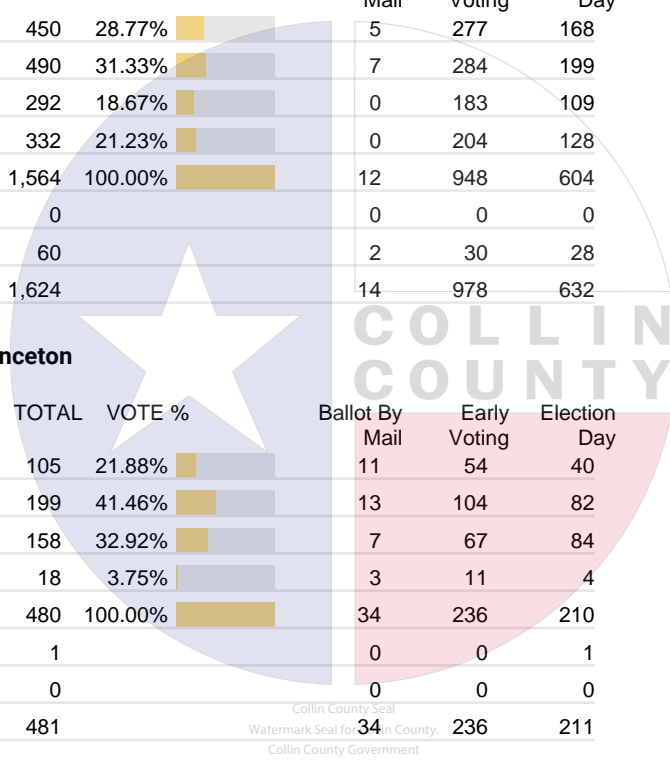
Vote For 1

	TOTAL	VOTE %	Ballot By Mail	Early Voting	Election Day
Sharad Ramani	105	21.88%	11	54	40
Jan Gorla	199	41.46%	13	104	82
Jaisen Rutledge	158	32.92%	7	67	84
Hassan Abdulkareem	18	3.75%	3	11	4
<b>Total Votes Cast</b>	<b>480</b>	<b>100.00%</b>	<b>34</b>	<b>236</b>	<b>210</b>
Overvotes	1		0	0	1
Undervotes	0		0	0	0
<b>Contest Totals</b>	<b>481</b>		<b>34</b>	<b>236</b>	<b>211</b>

**City Council, Place 3 – City of Sachse**

Vote For 1

	TOTAL	VOTE %	Ballot By Mail	Early Voting	Election Day
Frank Millsap	280	40.40%	10	152	118
Laura Tovar	413	59.60%	13	197	203
<b>Total Votes Cast</b>	<b>693</b>	<b>100.00%</b>	<b>23</b>	<b>349</b>	<b>321</b>
Overvotes	3		0	1	2
Undervotes	7		0	2	5
<b>Contest Totals</b>	<b>703</b>		<b>23</b>	<b>352</b>	<b>328</b>



Summary Results Report  
 Joint General and Special Election  
 May 2, 2026

FINAL RESULTS  
 All Races  
 COLLIN COUNTY

**City Council, Place 4 – City of Sachse**

Vote For 1

	TOTAL	VOTE %	Ballot By Mail	Early Voting	Election Day
Gurvinder Singh	316	45.14%	8	151	157
Tim Legh-Page	309	44.14%	6	171	132
Alan Bell	54	7.71%	6	21	27
Beau Hooten	21	3.00%	2	9	10
Total Votes Cast	700	100.00%	22	352	326
Overvotes	0		0	0	0
Undervotes	3		1	0	2
Contest Totals	703		23	352	328

**Trustee, Place 3 – Van Alstyne ISD**

Vote For 1

	TOTAL	VOTE %	Ballot By Mail	Early Voting	Election Day
Justin Griffin	28	62.22%	3	15	10
Sara Watson	17	37.78%	0	14	3
Total Votes Cast	45	100.00%	3	29	13
Overvotes	1		0	1	0
Undervotes	1		0	0	1
Contest Totals	47		3	30	14

**Trustee, Place 4 – Van Alstyne ISD**

Vote For 1

	TOTAL	VOTE %	Ballot By Mail	Early Voting	Election Day
Jamie Blackerby	23	52.27%	2	12	9
Ryan Laing	3	6.82%	1	2	0
Jared Ramsey	18	40.91%	0	15	3
Total Votes Cast	44	100.00%	3	29	12
Overvotes	0		0	0	0
Undervotes	3		0	1	2
Contest Totals	47		3	30	14

Collin County Seal  
 Watermark Seal for Collin County,  
 Collin County Government

**Proposition A – Bainbridge MUD**

Vote For 1

	TOTAL	VOTE %	Ballot By Mail	Early Voting	Election Day
For	2	100.00%	0	0	2
Against	0	0.00%	0	0	0
Total Votes Cast	2	100.00%	0	0	2
Overvotes	0		0	0	0
Undervotes	0		0	0	0
Contest Totals	2		0	0	2

Summary Results Report  
 Joint General and Special Election  
 May 2, 2026

FINAL RESULTS  
 All Races  
 COLLIN COUNTY

**Directors – Bainbridge MUD**

Vote For 5

	TOTAL	VOTE %	Ballot By Mail	Early Voting	Election Day
Kathy Harder	1	20.00%	0	0	1
Bridge Brinkmann	1	20.00%	0	0	1
Amanda Bradley	1	20.00%	0	0	1
Braxton Adamson	1	20.00%	0	0	1
Colin Markes	1	20.00%	0	0	1
Total Votes Cast	5	100.00%	0	0	5
Overvotes	0		0	0	0
Undervotes	5		0	0	5
Contest Totals	10		0	0	10

**Proposition B – Bainbridge MUD**

Vote For 1

	TOTAL	VOTE %	Ballot By Mail	Early Voting	Election Day
For	2	100.00%	0	0	2
Against	0	0.00%	0	0	0
Total Votes Cast	2	100.00%	0	0	2
Overvotes	0		0	0	0
Undervotes	0		0	0	0
Contest Totals	2		0	0	2

**Proposition C – Bainbridge MUD**

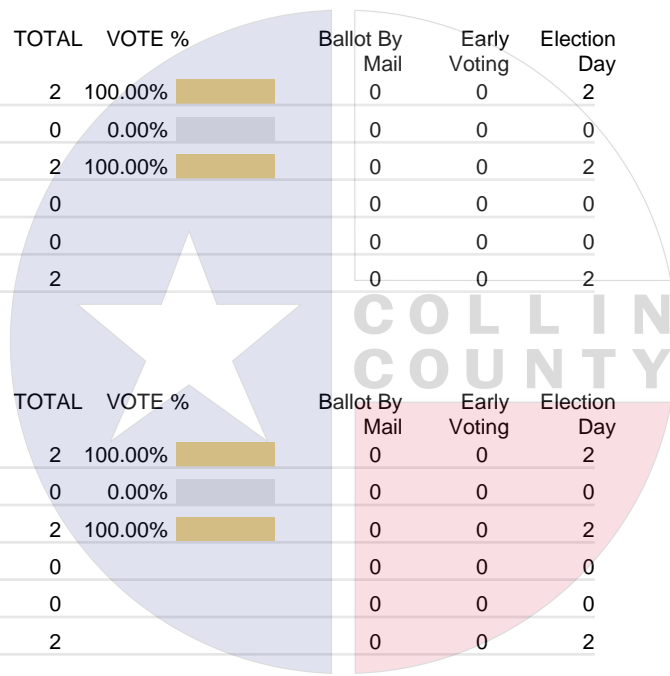
Vote For 1

	TOTAL	VOTE %	Ballot By Mail	Early Voting	Election Day
For	2	100.00%	0	0	2
Against	0	0.00%	0	0	0
Total Votes Cast	2	100.00%	0	0	2
Overvotes	0		0	0	0
Undervotes	0		0	0	0
Contest Totals	2		0	0	2

**Proposition D – Bainbridge MUD**

Vote For 1

	TOTAL	VOTE %	Ballot By Mail	Early Voting	Election Day
For	2	100.00%	0	0	2
Against	0	0.00%	0	0	0
Total Votes Cast	2	100.00%	0	0	2
Overvotes	0		0	0	0
Undervotes	0		0	0	0
Contest Totals	2		0	0	2



Collin County Seal  
 Watermark Seal for Collin County.  
 Collin County Government

Summary Results Report  
 Joint General and Special Election  
 May 2, 2026

FINAL RESULTS  
 All Races  
 COLLIN COUNTY

**Proposition E – Bainbridge MUD**

Vote For 1

	TOTAL	VOTE %	Ballot By Mail	Early Voting	Election Day
For	2	100.00%	0	0	2
Against	0	0.00%	0	0	0
Total Votes Cast	2	100.00%	0	0	2
Overvotes	0		0	0	0
Undervotes	0		0	0	0
Contest Totals	2		0	0	2

**Proposition F – Bainbridge MUD**

Vote For 1

	TOTAL	VOTE %	Ballot By Mail	Early Voting	Election Day
For	2	100.00%	0	0	2
Against	0	0.00%	0	0	0
Total Votes Cast	2	100.00%	0	0	2
Overvotes	0		0	0	0
Undervotes	0		0	0	0
Contest Totals	2		0	0	2

**Proposition A – Golden Ranch MUD**

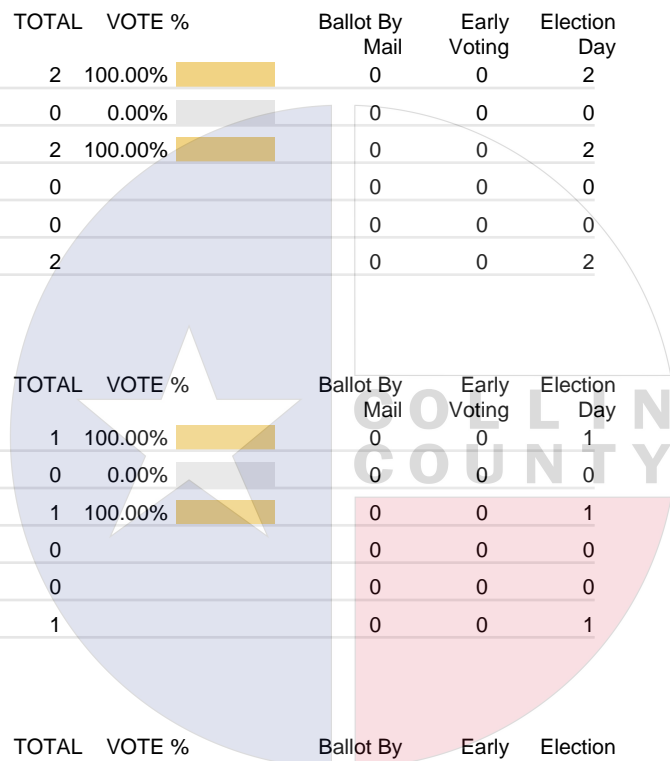
Vote For 1

	TOTAL	VOTE %	Ballot By Mail	Early Voting	Election Day
For District	1	100.00%	0	0	1
Against District	0	0.00%	0	0	0
Total Votes Cast	1	100.00%	0	0	1
Overvotes	0		0	0	0
Undervotes	0		0	0	0
Contest Totals	1		0	0	1

**Proposition B – Golden Ranch MUD**

Vote For 1

	TOTAL	VOTE %	Ballot By Mail	Early Voting	Election Day
For	1	100.00%	0	0	1
Against	0	0.00%	0	0	0
Total Votes Cast	1	100.00%	0	0	1
Overvotes	0		0	0	0
Undervotes	0		0	0	0
Contest Totals	1		0	0	1



Summary Results Report  
 Joint General and Special Election  
 May 2, 2026

FINAL RESULTS  
 All Races  
 COLLIN COUNTY

**Proposition C – Golden Ranch MUD**

Vote For 1

	TOTAL	VOTE %	Ballot By Mail	Early Voting	Election Day
For	1	100.00%	0	0	1
Against	0	0.00%	0	0	0
Total Votes Cast	1	100.00%	0	0	1
Overvotes	0		0	0	0
Undervotes	0		0	0	0
Contest Totals	1		0	0	1

**Proposition D – Golden Ranch MUD**

Vote For 1

	TOTAL	VOTE %	Ballot By Mail	Early Voting	Election Day
For	1	100.00%	0	0	1
Against	0	0.00%	0	0	0
Total Votes Cast	1	100.00%	0	0	1
Overvotes	0		0	0	0
Undervotes	0		0	0	0
Contest Totals	1		0	0	1

**Proposition E – Golden Ranch MUD**

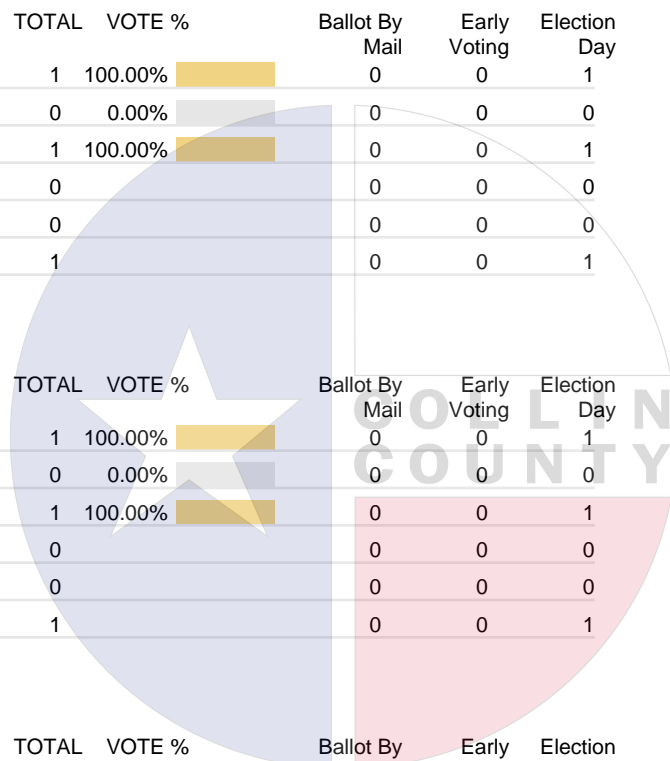
Vote For 1

	TOTAL	VOTE %	Ballot By Mail	Early Voting	Election Day
For	1	100.00%	0	0	1
Against	0	0.00%	0	0	0
Total Votes Cast	1	100.00%	0	0	1
Overvotes	0		0	0	0
Undervotes	0		0	0	0
Contest Totals	1		0	0	1

**Directors – Golden Ranch MUD**

Vote For 5

	TOTAL	VOTE %	Ballot By Mail	Early Voting	Election Day
Jack Barna	0		0	0	0
Kirby Taylor	0		0	0	0
Thomas A. Koons	0		0	0	0
Deborah Diviney	0		0	0	0
Aaron K. Vogler	0		0	0	0
Total Votes Cast	0		0	0	0
Overvotes	0		0	0	0
Undervotes	5		0	0	5
Contest Totals	5		0	0	5



Summary Results Report  
 Joint General and Special Election  
 May 2, 2026

FINAL RESULTS  
 All Races  
 COLLIN COUNTY

**Board of Directors Seat – Seis Lagos Utility District**

Vote For 2

	TOTAL	VOTE %	Ballot By Mail	Early Voting	Election Day
Michael Hummel	105	22.34%	0	67	38
Choi Shepard	13	2.77%	0	3	10
Sidney Hudson	31	6.60%	2	20	9
Thomas Baker	115	24.47%	0	53	62
Linda McIntosh	14	2.98%	0	7	7
Nick Calautti	41	8.72%	4	23	14
Stephen Toth	151	32.13%	2	87	62
Total Votes Cast	470	100.00%	8	260	202
Overvotes	0		0	0	0
Undervotes	52		0	30	22
Contest Totals	522		8	290	224

**Proposition A – Seven Points MUD of Collin County No. 1**

Vote For 1

	TOTAL	VOTE %	Ballot By Mail	Early Voting	Election Day
For District	2	100.00%	0	2	0
Against District	0	0.00%	0	0	0
Total Votes Cast	2	100.00%	0	2	0
Overvotes	0		0	0	0
Undervotes	0		0	0	0
Contest Totals	2		0	2	0

**Proposition B – Seven Points MUD of Collin County No. 1**

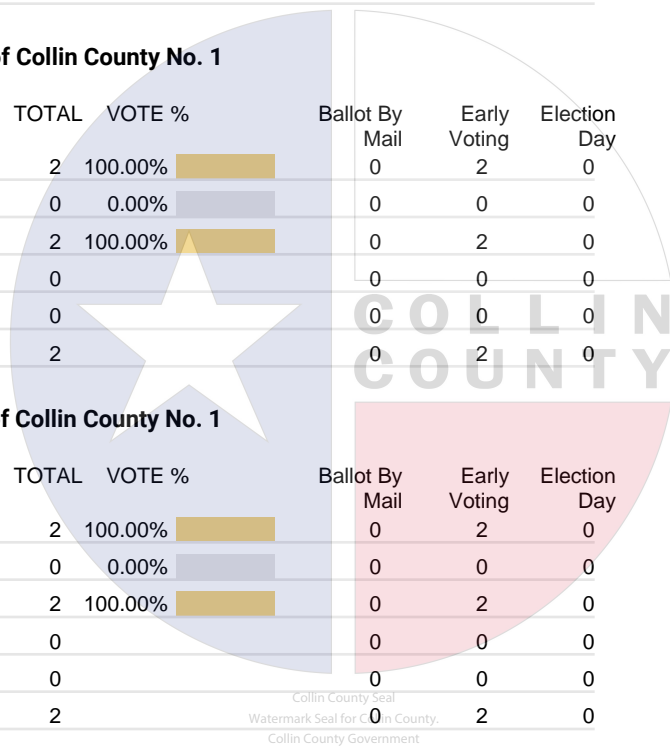
Vote For 1

	TOTAL	VOTE %	Ballot By Mail	Early Voting	Election Day
For	2	100.00%	0	2	0
Against	0	0.00%	0	0	0
Total Votes Cast	2	100.00%	0	2	0
Overvotes	0		0	0	0
Undervotes	0		0	0	0
Contest Totals	2		0	2	0

**Proposition C – Seven Points MUD of Collin County No. 1**

Vote For 1

	TOTAL	VOTE %	Ballot By Mail	Early Voting	Election Day
For	2	100.00%	0	2	0
Against	0	0.00%	0	0	0
Total Votes Cast	2	100.00%	0	2	0
Overvotes	0		0	0	0
Undervotes	0		0	0	0
Contest Totals	2		0	2	0






Summary Results Report  
 Joint General and Special Election  
 May 2, 2026

FINAL RESULTS  
 All Races  
 COLLIN COUNTY




**Proposition D – Seven Points MUD of Collin County No. 1**

Vote For 1

	TOTAL	VOTE %		Ballot By Mail	Early Voting	Election Day
For	2	100.00%		0	2	0
Against	0	0.00%		0	0	0
Total Votes Cast	2	100.00%		0	2	0
Overvotes	0			0	0	0
Undervotes	0			0	0	0
Contest Totals	2			0	2	0







**Proposition E – Seven Points MUD of Collin County No. 1**

Vote For 1

	TOTAL	VOTE %		Ballot By Mail	Early Voting	Election Day
For	2	100.00%		0	2	0
Against	0	0.00%		0	0	0
Total Votes Cast	2	100.00%		0	2	0
Overvotes	0			0	0	0
Undervotes	0			0	0	0
Contest Totals	2			0	2	0




**Directors – Seven Points MUD of CC No. 1**

Vote For 5

	TOTAL	VOTE %		Ballot By Mail	Early Voting	Election Day
Shawn Kaskey Gaston	2	20.00%		0	2	0
Patrick Gordon Campbell	2	20.00%		0	2	0
Erris Tabar	2	20.00%		0	2	0
Chase Neyland	2	20.00%		0	2	0
Mark Anthony Campestre	2	20.00%		0	2	0
Total Votes Cast	10	100.00%		0	10	0
Overvotes	0			0	0	0
Undervotes	0			0	0	0
Contest Totals	10			0	10	0

**Proposition A – Southeast Collin County Municipal Utility District No. 1**

Vote For 1

	TOTAL	VOTE %		Ballot By Mail	Early Voting	Election Day
For	2	100.00%		0	2	0
Against	0	0.00%		0	0	0
Total Votes Cast	2	100.00%		0	2	0
Overvotes	0			0	0	0
Undervotes	0			0	0	0
Contest Totals	2			0	2	0

Summary Results Report  
 Joint General and Special Election  
 May 2, 2026

FINAL RESULTS  
 All Races  
 COLLIN COUNTY

**Directors – Southeast Collin County Municipal Utility District No. 1**

Vote For 4

	TOTAL	VOTE %	Ballot By Mail	Early Voting	Election Day
Brittany Crenshaw	2	25.00%	0	2	0
Devon Rex	2	25.00%	0	2	0
Matt Rudis	2	25.00%	0	2	0
Tim Reimann	2	25.00%	0	2	0
Total Votes Cast	8	100.00%	0	8	0
Overvotes	0		0	0	0
Undervotes	0		0	0	0
Contest Totals	8		0	8	0

**Proposition B – Southeast Collin County Municipal Utility District No. 1**

Vote For 1

	TOTAL	VOTE %	Ballot By Mail	Early Voting	Election Day
For	2	100.00%	0	2	0
Against	0	0.00%	0	0	0
Total Votes Cast	2	100.00%	0	2	0
Overvotes	0		0	0	0
Undervotes	0		0	0	0
Contest Totals	2		0	2	0

**Proposition C – Southeast Collin County Municipal Utility District No. 1**

Vote For 1

	TOTAL	VOTE %	Ballot By Mail	Early Voting	Election Day
For	2	100.00%	0	2	0
Against	0	0.00%	0	0	0
Total Votes Cast	2	100.00%	0	2	0
Overvotes	0		0	0	0
Undervotes	0		0	0	0
Contest Totals	2		0	2	0

**Proposition D – Southeast Collin County Municipal Utility District No. 1**

Vote For 1




	TOTAL	VOTE %	Ballot By Mail	Early Voting	Election Day
For	2	100.00%	0	2	0
Against	0	0.00%	0	0	0
Total Votes Cast	2	100.00%	0	2	0
Overvotes	0		0	0	0
Undervotes	0		0	0	0
Contest Totals	2		0	2	0

Summary Results Report  
 Joint General and Special Election  
 May 2, 2026

FINAL RESULTS  
 All Races  
 COLLIN COUNTY




**Proposition E – Southeast Collin County Municipal Utility District No. 1**

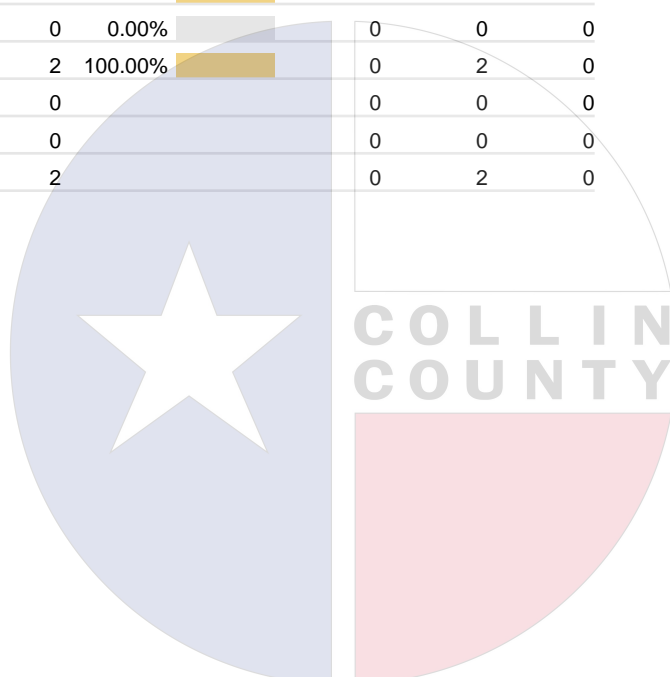
Vote For 1

	TOTAL	VOTE %		Ballot By Mail	Early Voting	Election Day
For	2	100.00%		0	2	0
Against	0	0.00%		0	0	0
Total Votes Cast	2	100.00%		0	2	0
Overvotes	0			0	0	0
Undervotes	0			0	0	0
Contest Totals	2			0	2	0

**Proposition F – Southeast Collin County Municipal Utility District No. 1**

Vote For 1

	TOTAL	VOTE %		Ballot By Mail	Early Voting	Election Day
For	2	100.00%		0	2	0
Against	0	0.00%		0	0	0
Total Votes Cast	2	100.00%		0	2	0
Overvotes	0			0	0	0
Undervotes	0			0	0	0
Contest Totals	2			0	2	0



Collin County Seal  
 Watermark Seal for Collin County.  
 Collin County Government