


Summary Results Report
Joint General and Special Election
May 2, 2026

UNOFFICIAL RESULTS
21 of 21 Vote Centers Reporting
Collin County

Statistics

	TOTAL	Ballot By Mail	Early Voting	Election Day
Registered Voters - Total	401,916			
Ballots Cast - Total	28,534	983	17,338	10,213
Voter Turnout - Total	7.10%			



Collin County Seal
Watermark Seal for Collin County.
Collin County Government

Summary Results Report
 Joint General and Special Election
 May 2, 2026

UNOFFICIAL RESULTS
 21 of 21 Vote Centers Reporting
 Collin County

Mayor – City of Allen

Vote For 1

	TOTAL	VOTE %		Ballot By Mail	Early Voting	Election Day
Chris Schulmeister	3,278	81.10%		235	2,042	1,001
Dave Shafer	764	18.90%		54	448	262
Total Votes Cast	4,042	100.00%		289	2,490	1,263
Overvotes	0			0	0	0
Undervotes	14			2	10	2
Contest Totals	4,056			291	2,500	1,265

Councilmember, Place 2 - Allen

Vote For 1

	TOTAL	VOTE %		Ballot By Mail	Early Voting	Election Day
Tommy Baril	3,185	100.00%		235	1,990	960
Total Votes Cast	3,185	100.00%		235	1,990	960
Overvotes	0			0	0	0
Undervotes	871			56	510	305
Contest Totals	4,056			291	2,500	1,265

City Council, Place 3 – City of Anna

Vote For 1

	TOTAL	VOTE %		Ballot By Mail	Early Voting	Election Day
Mike Olivarez	190	32.26%		8	104	78
Jessica Walden	399	67.74%		34	237	128
Total Votes Cast	589	100.00%		42	341	206
Overvotes	0			0	0	0
Undervotes	5			0	3	2
Contest Totals	594			42	344	208

City Council, Place 5 – City of Anna

Vote For 1

	TOTAL	VOTE %		Ballot By Mail	Early Voting	Election Day
Susan Jones	249	42.06%		22	139	88
Elden Baker	343	57.94%		20	204	119
Total Votes Cast	592	100.00%		42	343	207
Overvotes	0			0	0	0
Undervotes	2			0	1	1
Contest Totals	594			42	344	208

Mayor – City of Carrollton

Vote For 1

	TOTAL	VOTE %		Ballot By Mail	Early Voting	Election Day
Steve Babick	0			0	0	0
Zul Mohamed	0			0	0	0
Total Votes Cast	0			0	0	0
Overvotes	0			0	0	0
Undervotes	0			0	0	0
Contest Totals	0			0	0	0

Summary Results Report
 Joint General and Special Election
 May 2, 2026

UNOFFICIAL RESULTS
 21 of 21 Vote Centers Reporting
 Collin County

Councilmember, Place 4 – City of Carrollton

Vote For 1

	TOTAL	VOTE %	Ballot By Mail	Early Voting	Election Day
Lisa Sutter	0		0	0	0
Thomas Chellethe	0		0	0	0
Mike Song	0		0	0	0
Total Votes Cast	0		0	0	0
Overvotes	0		0	0	0
Undervotes	0		0	0	0
Contest Totals	0		0	0	0

Proposition A – City of Carrollton

Vote For 1

	TOTAL	VOTE %	Ballot By Mail	Early Voting	Election Day
For	0		0	0	0
Against	0		0	0	0
Total Votes Cast	0		0	0	0
Overvotes	0		0	0	0
Undervotes	0		0	0	0
Contest Totals	0		0	0	0

Proposition B – City of Carrollton

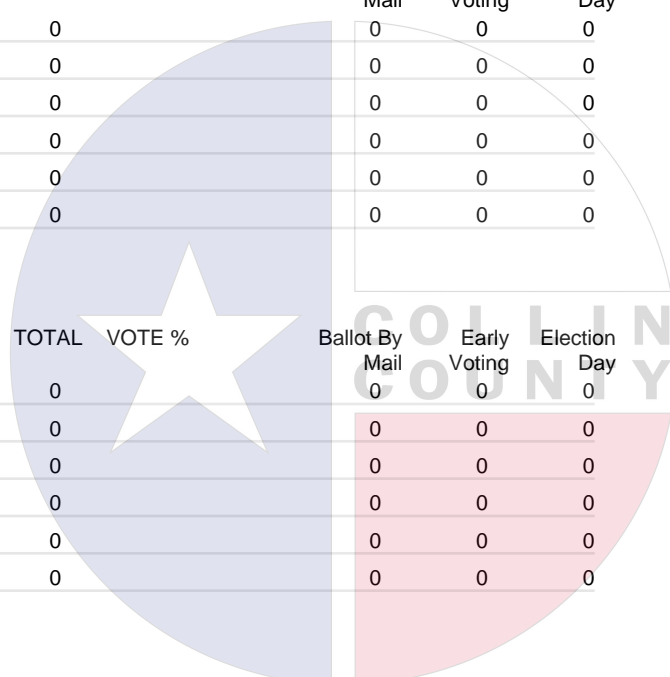
Vote For 1

	TOTAL	VOTE %	Ballot By Mail	Early Voting	Election Day
For	0		0	0	0
Against	0		0	0	0
Total Votes Cast	0		0	0	0
Overvotes	0		0	0	0
Undervotes	0		0	0	0
Contest Totals	0		0	0	0

Proposition C – City of Carrollton

Vote For 1

	TOTAL	VOTE %	Ballot By Mail	Early Voting	Election Day
For	0		0	0	0
Against	0		0	0	0
Total Votes Cast	0		0	0	0
Overvotes	0		0	0	0
Undervotes	0		0	0	0
Contest Totals	0		0	0	0



Summary Results Report
 Joint General and Special Election
 May 2, 2026

UNOFFICIAL RESULTS
 21 of 21 Vote Centers Reporting
 Collin County

Proposition D – City of Carrollton

Vote For 1

	TOTAL	VOTE %	Ballot By Mail	Early Voting	Election Day
For	0		0	0	0
Against	0		0	0	0
Total Votes Cast	0		0	0	0
Overvotes	0		0	0	0
Undervotes	0		0	0	0
Contest Totals	0		0	0	0

Proposition E – City of Carrollton

Vote For 1

	TOTAL	VOTE %	Ballot By Mail	Early Voting	Election Day
For	0		0	0	0
Against	0		0	0	0
Total Votes Cast	0		0	0	0
Overvotes	0		0	0	0
Undervotes	0		0	0	0
Contest Totals	0		0	0	0

Mayor – City of Celina

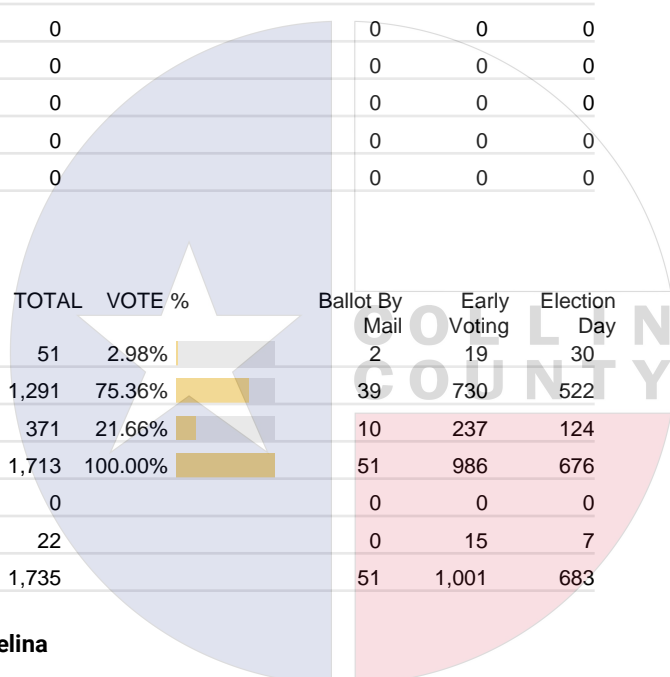
Vote For 1

	TOTAL	VOTE %	Ballot By Mail	Early Voting	Election Day
Erica Cornelius	51	2.98%	2	19	30
Ryan Tubbs	1,291	75.36%	39	730	522
Eric Becker	371	21.66%	10	237	124
Total Votes Cast	1,713	100.00%	51	986	676
Overvotes	0		0	0	0
Undervotes	22		0	15	7
Contest Totals	1,735		51	1,001	683

Council Member, Place 4 – City of Celina

Vote For 1

	TOTAL	VOTE %	Ballot By Mail	Early Voting	Election Day
Katie Dunn	845	49.65%	29	517	299
Shea Scott	857	50.35%	21	477	359
Total Votes Cast	1,702	100.00%	50	994	658
Overvotes	0		0	0	0
Undervotes	33		1	7	25
Contest Totals	1,735		51	1,001	683



Summary Results Report
 Joint General and Special Election
 May 2, 2026

UNOFFICIAL RESULTS
 21 of 21 Vote Centers Reporting
 Collin County

Council Member, Place 5 – City of Celina

Vote For 1

	TOTAL	VOTE %		Ballot By Mail	Early Voting	Election Day
Shane Lambert	1,145	68.36%		30	632	483
Brent Baty	530	31.64%		19	351	160
Total Votes Cast	1,675	100.00%		49	983	643
Overvotes	0			0	0	0
Undervotes	60			2	18	40
Contest Totals	1,735			51	1,001	683

Board of Trustees, Place 3 – Celina ISD

Vote For 1

	TOTAL	VOTE %		Ballot By Mail	Early Voting	Election Day
Cameron Riggs	1,142	69.85%		20	715	407
Vicky Hogue	493	30.15%		16	272	205
Total Votes Cast	1,635	100.00%		36	987	612
Overvotes	0			0	0	0
Undervotes	62			1	33	28
Contest Totals	1,697			37	1,020	640

Board of Trustees, Place 4 – Celina ISD

Vote For 1

	TOTAL	VOTE %		Ballot By Mail	Early Voting	Election Day
David Hogue	392	23.80%		11	238	143
Erin Norris	465	28.23%		13	271	181
Jennifer R. Driver	790	47.97%		12	480	298
Total Votes Cast	1,647	100.00%		36	989	622
Overvotes	0			0	0	0
Undervotes	50			1	31	18
Contest Totals	1,697			37	1,020	640

Proposition 1 – City of Josephine

Vote For 1

	TOTAL	VOTE %		Ballot By Mail	Early Voting	Election Day
For	169	77.88%		1	113	55
Against	48	22.12%		0	32	16
Total Votes Cast	217	100.00%		1	145	71
Overvotes	0			0	0	0
Undervotes	4			0	3	1
Contest Totals	221			1	148	72

Summary Results Report
 Joint General and Special Election
 May 2, 2026

UNOFFICIAL RESULTS
 21 of 21 Vote Centers Reporting
 Collin County

Trustee, Place 4 – Community ISD

Vote For 1

	TOTAL	VOTE %		Ballot By Mail	Early Voting	Election Day
Devin Dowdy	600	53.62%		12	419	169
Nathan Wafford	519	46.38%		14	352	153
Total Votes Cast	1,119	100.00%		26	771	322
Overvotes	0			0	0	0
Undervotes	16			1	9	6
Contest Totals	1,135			27	780	328

Trustee, Place 5 – Community ISD

Vote For 1

	TOTAL	VOTE %		Ballot By Mail	Early Voting	Election Day
Jana Hunter	640	57.87%		16	451	173
Amanda Saucedo	466	42.13%		10	311	145
Total Votes Cast	1,106	100.00%		26	762	318
Overvotes	0			0	0	0
Undervotes	29			1	18	10
Contest Totals	1,135			27	780	328

Trustee, Place 6 – Community ISD

Vote For 1

	TOTAL	VOTE %		Ballot By Mail	Early Voting	Election Day
Alfonso Calderon	521	46.77%		8	361	152
Tony Denton	532	47.76%		14	370	148
Chad D. Baugh	61	5.48%		4	38	19
Total Votes Cast	1,114	100.00%		26	769	319
Overvotes	0			0	0	0
Undervotes	21			1	11	9
Contest Totals	1,135			27	780	328

Trustee, Place 1 – Community ISD

Vote For 1

	TOTAL	VOTE %		Ballot By Mail	Early Voting	Election Day
Joshua Edwards	600	53.81%		14	413	173
Monica Clifton	515	46.19%		12	355	148
Total Votes Cast	1,115	100.00%		26	768	321
Overvotes	0			0	0	0
Undervotes	20			1	12	7
Contest Totals	1,135			27	780	328

Summary Results Report
 Joint General and Special Election
 May 2, 2026

UNOFFICIAL RESULTS
 21 of 21 Vote Centers Reporting
 Collin County

Town Council, Seat 2 - Town of Fairview

Vote For 1

	TOTAL	VOTE %	Ballot By Mail	Early Voting	Election Day
Joe W. Boggs	600	100.00%	34	298	268
Total Votes Cast	600	100.00%	34	298	268
Overvotes	0		0	0	0
Undervotes	133		10	58	65
Contest Totals	733		44	356	333

Town Council, Seat 4 - Town of Fairview

Vote For 1

	TOTAL	VOTE %	Ballot By Mail	Early Voting	Election Day
Ricardo Doi	351	47.95%	16	158	177
John Stanley	381	52.05%	27	198	156
Total Votes Cast	732	100.00%	43	356	333
Overvotes	0		0	0	0
Undervotes	1		1	0	0
Contest Totals	733		44	356	333

Town Council, Seat 6 - Town of Fairview

Vote For 1

	TOTAL	VOTE %	Ballot By Mail	Early Voting	Election Day
Ryan Riyad	179	25.43%	11	65	103
Lakia Works	525	74.57%	33	281	211
Total Votes Cast	704	100.00%	44	346	314
Overvotes	0		0	0	0
Undervotes	29		0	10	19
Contest Totals	733		44	356	333

City Council, Place 5 - City of Frisco

Vote For 1

	TOTAL	VOTE %	Ballot By Mail	Early Voting	Election Day
Sreekanth Reddy	1,831	14.32%	13	1,114	704
Vijay Karthik	3,048	23.83%	29	1,953	1,066
Laura Rummel	7,909	61.85%	206	5,130	2,573
Total Votes Cast	12,788	100.00%	248	8,197	4,343
Overvotes	5		0	1	4
Undervotes	229		5	135	89
Contest Totals	13,022		253	8,333	4,436

Summary Results Report
 Joint General and Special Election
 May 2, 2026

UNOFFICIAL RESULTS
 21 of 21 Vote Centers Reporting
 Collin County

City Council, Place 6 – City of Frisco

Vote For 1

	TOTAL	VOTE %	Ballot By Mail	Early Voting	Election Day
Brittany Colberg	6,784	53.84%	154	4,423	2,207
Sai Krishnarajanagar	2,744	21.78%	20	1,661	1,063
Matt Chalmers	2,040	16.19%	33	1,314	693
Jerry Spencer	1,032	8.19%	38	657	337
Total Votes Cast	12,600	100.00%	245	8,055	4,300
Overvotes	4		0	4	0
Undervotes	418		8	274	136
Contest Totals	13,022		253	8,333	4,436

Mayor – City of Frisco

Vote For 1

	TOTAL	VOTE %	Ballot By Mail	Early Voting	Election Day
John Keating	1,846	14.24%	54	1,133	659
Shona Sowell	2,636	20.33%	60	1,742	834
Rod Vilhauer	3,690	28.47%	32	2,399	1,259
Mark Hill	4,791	36.96%	107	3,020	1,664
Total Votes Cast	12,963	100.00%	253	8,294	4,416
Overvotes	6		0	3	3
Undervotes	53		0	36	17
Contest Totals	13,022		253	8,333	4,436

Trustee, Place 4 – Frisco ISD

Vote For 1

	TOTAL	VOTE %	Ballot By Mail	Early Voting	Election Day
Muni Janagarajan	4,503	35.21%	63	2,786	1,654
Dynette Davis	8,286	64.79%	272	5,261	2,753
Total Votes Cast	12,789	100.00%	335	8,047	4,407
Overvotes	3		0	0	3
Undervotes	529		16	315	198
Contest Totals	13,321		351	8,362	4,608

Collin County seal
 Watermark Seal for Collin County.
 Collin County Government

Trustee, Place 5 – Frisco ISD

Vote For 1

	TOTAL	VOTE %	Ballot By Mail	Early Voting	Election Day
Misty Wamhoff	6,680	51.98%	212	4,245	2,223
Babu Venkat	2,305	17.94%	55	1,346	904
Sree Mouli Majji	3,867	30.09%	68	2,494	1,305
Total Votes Cast	12,852	100.00%	335	8,085	4,432
Overvotes	8		0	6	2
Undervotes	461		16	271	174
Contest Totals	13,321		351	8,362	4,608

Summary Results Report
 Joint General and Special Election
 May 2, 2026

UNOFFICIAL RESULTS
 21 of 21 Vote Centers Reporting
 Collin County

City Council, Ward 4 – City of Lowry Crossing

Vote For 2

	TOTAL	VOTE %	Ballot By Mail	Early Voting	Election Day
Donna Crenshaw Outland	4	26.67%	0	2	2
Ollie Simpson	5	33.33%	0	4	1
G Hijazen	6	40.00%	0	3	3
Total Votes Cast	15	100.00%	0	9	6
Overvotes	0		0	0	0
Undervotes	7		0	3	4
Contest Totals	22		0	12	10

Proposition A – City of Lowry Crossing

Vote For 1

	TOTAL	VOTE %	Ballot By Mail	Early Voting	Election Day
For	143	81.25%	13	74	56
Against	33	18.75%	2	18	13
Total Votes Cast	176	100.00%	15	92	69
Overvotes	0		0	0	0
Undervotes	0		0	0	0
Contest Totals	176		15	92	69

City Council, Seat 1 – City of Lucas

Vote For 1

	TOTAL	VOTE %	Ballot By Mail	Early Voting	Election Day
Richard Alan	81	14.01%	2	39	40
Jonathan Underhill	497	85.99%	10	306	181
Total Votes Cast	578	100.00%	12	345	221
Overvotes	0		0	0	0
Undervotes	34		0	24	10
Contest Totals	612		12	369	231

City Council, Seat 2 – City of Lucas

Vote For 1

	TOTAL	VOTE %	Ballot By Mail	Early Voting	Election Day
John Awezec	225	36.76%	0	147	78
Rebecca B. Orr	387	63.24%	12	222	153
Total Votes Cast	612	100.00%	12	369	231
Overvotes	0		0	0	0
Undervotes	0		0	0	0
Contest Totals	612		12	369	231

Summary Results Report
 Joint General and Special Election
 May 2, 2026

UNOFFICIAL RESULTS
 21 of 21 Vote Centers Reporting
 Collin County

Trustee, Place 2 – Melissa ISD

Vote For 1

	TOTAL	VOTE %		Ballot By Mail	Early Voting	Election Day
Stacy Fieker	344	57.43%		21	206	117
Bill Gray	255	42.57%		7	129	119
Total Votes Cast	599	100.00%		28	335	236
Overvotes	0			0	0	0
Undervotes	2			0	1	1
Contest Totals	601			28	336	237

Council Member, Place 3 – City of Murphy

Vote For 1

	TOTAL	VOTE %		Ballot By Mail	Early Voting	Election Day
Andrew Chase	876	35.67%		15	514	347
Debbie Ison	1,580	64.33%		21	953	606
Total Votes Cast	2,456	100.00%		36	1,467	953
Overvotes	0			0	0	0
Undervotes	22			2	10	10
Contest Totals	2,478			38	1,477	963

Council Member, Place 5 – City of Murphy

Vote For 1

	TOTAL	VOTE %		Ballot By Mail	Early Voting	Election Day
Laura Deel	846	34.33%		13	508	325
Sarah Fincanon	63	2.56%		6	34	23
Manoj Varghese	65	2.64%		1	29	35
Kevin Kelley	1,490	60.47%		16	899	575
Total Votes Cast	2,464	100.00%		36	1,470	958
Overvotes	2			0	1	1
Undervotes	12			2	6	4
Contest Totals	2,478			38	1,477	963

Proposition 1 – City of Murphy

Vote For 1

	TOTAL	VOTE %		Ballot By Mail	Early Voting	Election Day
For	1,818	77.16%		34	1,101	683
Against	538	22.84%		4	298	236
Total Votes Cast	2,356	100.00%		38	1,399	919
Overvotes	0			0	0	0
Undervotes	122			0	78	44
Contest Totals	2,478			38	1,477	963

Collin County Seal
 Watermark Seal for Collin County
 Collin County Government

Summary Results Report
 Joint General and Special Election
 May 2, 2026

UNOFFICIAL RESULTS
 21 of 21 Vote Centers Reporting
 Collin County

Mayor – City of Parker

Vote For 1

	TOTAL	VOTE %		Ballot By Mail	Early Voting	Election Day
Lee Pettle	451	56.02%		7	261	183
Marcos Arias	16	1.99%		0	3	13
Melissa Tierce	338	41.99%		0	221	117
Total Votes Cast	805	100.00%		7	485	313
Overvotes	0			0	0	0
Undervotes	6			0	4	2
Contest Totals	811			7	489	315

Councilmember-At-Large – City of Parker

Vote For 2

	TOTAL	VOTE %		Ballot By Mail	Early Voting	Election Day
Billy Barron	449	28.75%		5	277	167
Buddy Pilgrim	489	31.31%		7	284	198
Alan Meyer	292	18.69%		0	183	109
Amanda Noe	332	21.25%		0	204	128
Total Votes Cast	1,562	100.00%		12	948	602
Overvotes	0			0	0	0
Undervotes	60			2	30	28
Contest Totals	1,622			14	978	630

City Council - Seat No. 4 - City of Princeton

Vote For 1

	TOTAL	VOTE %		Ballot By Mail	Early Voting	Election Day
Sharad Ramani	103	21.68%		10	53	40
Jan Gorja	198	41.68%		12	104	82
Jaisen Rutledge	157	33.05%		6	67	84
Hassan Abdulkareem	17	3.58%		2	11	4
Total Votes Cast	475	100.00%		30	235	210
Overvotes	1			0	0	1
Undervotes	0			0	0	0
Contest Totals	476			30	235	211

Collin County seal
 Watermark Seal for Collin County.
 Collin County Government

City Council, Place 3 – City of Sachse

Vote For 1

	TOTAL	VOTE %		Ballot By Mail	Early Voting	Election Day
Frank Millsap	277	40.14%		10	152	115
Laura Tovar	413	59.86%		13	197	203
Total Votes Cast	690	100.00%		23	349	318
Overvotes	3			0	1	2
Undervotes	7			0	2	5
Contest Totals	700			23	352	325

Summary Results Report
 Joint General and Special Election
 May 2, 2026

UNOFFICIAL RESULTS
 21 of 21 Vote Centers Reporting
 Collin County

City Council, Place 4 – City of Sachse

Vote For 1

	TOTAL	VOTE %		Ballot By Mail	Early Voting	Election Day
Gurvinder Singh	314	45.05%		8	151	155
Tim Legh-Page	309	44.33%		6	171	132
Alan Bell	53	7.60%		6	21	26
Beau Hooten	21	3.01%		2	9	10
Total Votes Cast	697	100.00%		22	352	323
Overvotes	0			0	0	0
Undervotes	3			1	0	2
Contest Totals	700			23	352	325

Trustee, Place 3 – Van Alstyne ISD

Vote For 1

	TOTAL	VOTE %		Ballot By Mail	Early Voting	Election Day
Justin Griffin	28	62.22%		3	15	10
Sara Watson	17	37.78%		0	14	3
Total Votes Cast	45	100.00%		3	29	13
Overvotes	1			0	1	0
Undervotes	1			0	0	1
Contest Totals	47			3	30	14

Trustee, Place 4 – Van Alstyne ISD

Vote For 1

	TOTAL	VOTE %		Ballot By Mail	Early Voting	Election Day
Jamie Blackerby	23	52.27%		2	12	9
Ryan Laing	3	6.82%		1	2	0
Jared Ramsey	18	40.91%		0	15	3
Total Votes Cast	44	100.00%		3	29	12
Overvotes	0			0	0	0
Undervotes	3			0	1	2
Contest Totals	47			3	30	14

Collin County Seal
 Watermark Seal for Collin County,
 Collin County Government

Proposition A – Bainbridge MUD

Vote For 1

	TOTAL	VOTE %		Ballot By Mail	Early Voting	Election Day
For	2	100.00%		0	0	2
Against	0	0.00%		0	0	0
Total Votes Cast	2	100.00%		0	0	2
Overvotes	0			0	0	0
Undervotes	0			0	0	0
Contest Totals	2			0	0	2

Summary Results Report
 Joint General and Special Election
 May 2, 2026

UNOFFICIAL RESULTS
 21 of 21 Vote Centers Reporting
 Collin County

Directors – Bainbridge MUD

Vote For 5

	TOTAL	VOTE %	Ballot By Mail	Early Voting	Election Day
Kathy Harder	1	20.00%	0	0	1
Bridge Brinkmann	1	20.00%	0	0	1
Amanda Bradley	1	20.00%	0	0	1
Braxton Adamson	1	20.00%	0	0	1
Colin Markes	1	20.00%	0	0	1
Total Votes Cast	5	100.00%	0	0	5
Overvotes	0		0	0	0
Undervotes	5		0	0	5
Contest Totals	10		0	0	10

Proposition B – Bainbridge MUD

Vote For 1

	TOTAL	VOTE %	Ballot By Mail	Early Voting	Election Day
For	2	100.00%	0	0	2
Against	0	0.00%	0	0	0
Total Votes Cast	2	100.00%	0	0	2
Overvotes	0		0	0	0
Undervotes	0		0	0	0
Contest Totals	2		0	0	2

Proposition C – Bainbridge MUD

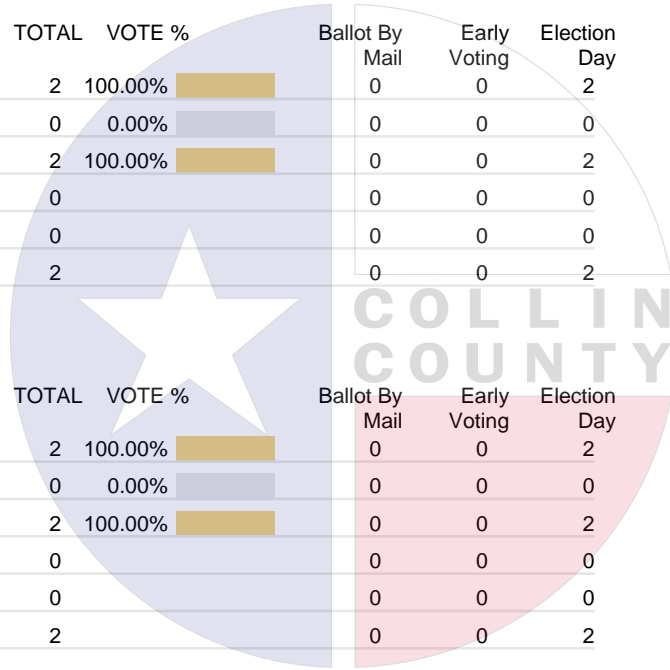
Vote For 1

	TOTAL	VOTE %	Ballot By Mail	Early Voting	Election Day
For	2	100.00%	0	0	2
Against	0	0.00%	0	0	0
Total Votes Cast	2	100.00%	0	0	2
Overvotes	0		0	0	0
Undervotes	0		0	0	0
Contest Totals	2		0	0	2

Proposition D – Bainbridge MUD

Vote For 1

	TOTAL	VOTE %	Ballot By Mail	Early Voting	Election Day
For	2	100.00%	0	0	2
Against	0	0.00%	0	0	0
Total Votes Cast	2	100.00%	0	0	2
Overvotes	0		0	0	0
Undervotes	0		0	0	0
Contest Totals	2		0	0	2



Collin County Seal
 Watermark Seal for Collin County.
 Collin County Government

Summary Results Report
 Joint General and Special Election
 May 2, 2026

UNOFFICIAL RESULTS
 21 of 21 Vote Centers Reporting
 Collin County

Proposition E – Bainbridge MUD

Vote For 1

	TOTAL	VOTE %	Ballot By Mail	Early Voting	Election Day
For	2	100.00%	0	0	2
Against	0	0.00%	0	0	0
Total Votes Cast	2	100.00%	0	0	2
Overvotes	0		0	0	0
Undervotes	0		0	0	0
Contest Totals	2		0	0	2

Proposition F – Bainbridge MUD

Vote For 1

	TOTAL	VOTE %	Ballot By Mail	Early Voting	Election Day
For	2	100.00%	0	0	2
Against	0	0.00%	0	0	0
Total Votes Cast	2	100.00%	0	0	2
Overvotes	0		0	0	0
Undervotes	0		0	0	0
Contest Totals	2		0	0	2

Proposition A – Golden Ranch MUD

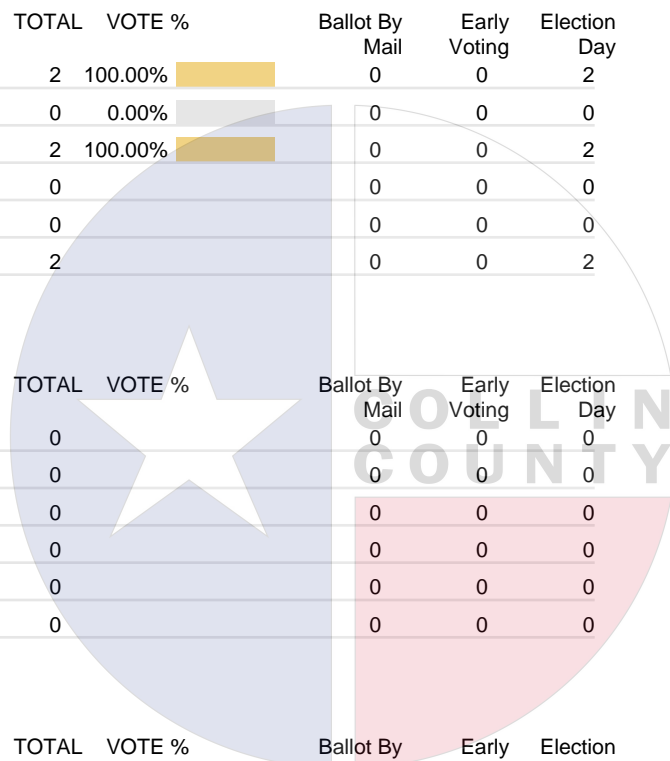
Vote For 1

	TOTAL	VOTE %	Ballot By Mail	Early Voting	Election Day
For District	0		0	0	0
Against District	0		0	0	0
Total Votes Cast	0		0	0	0
Overvotes	0		0	0	0
Undervotes	0		0	0	0
Contest Totals	0		0	0	0

Proposition B – Golden Ranch MUD

Vote For 1

	TOTAL	VOTE %	Ballot By Mail	Early Voting	Election Day
For	0		0	0	0
Against	0		0	0	0
Total Votes Cast	0		0	0	0
Overvotes	0		0	0	0
Undervotes	0		0	0	0
Contest Totals	0		0	0	0



Summary Results Report
 Joint General and Special Election
 May 2, 2026

UNOFFICIAL RESULTS
 21 of 21 Vote Centers Reporting
 Collin County

Proposition C – Golden Ranch MUD

Vote For 1

	TOTAL	VOTE %	Ballot By Mail	Early Voting	Election Day
For	0		0	0	0
Against	0		0	0	0
Total Votes Cast	0		0	0	0
Overvotes	0		0	0	0
Undervotes	0		0	0	0
Contest Totals	0		0	0	0

Proposition D – Golden Ranch MUD

Vote For 1

	TOTAL	VOTE %	Ballot By Mail	Early Voting	Election Day
For	0		0	0	0
Against	0		0	0	0
Total Votes Cast	0		0	0	0
Overvotes	0		0	0	0
Undervotes	0		0	0	0
Contest Totals	0		0	0	0

Proposition E – Golden Ranch MUD

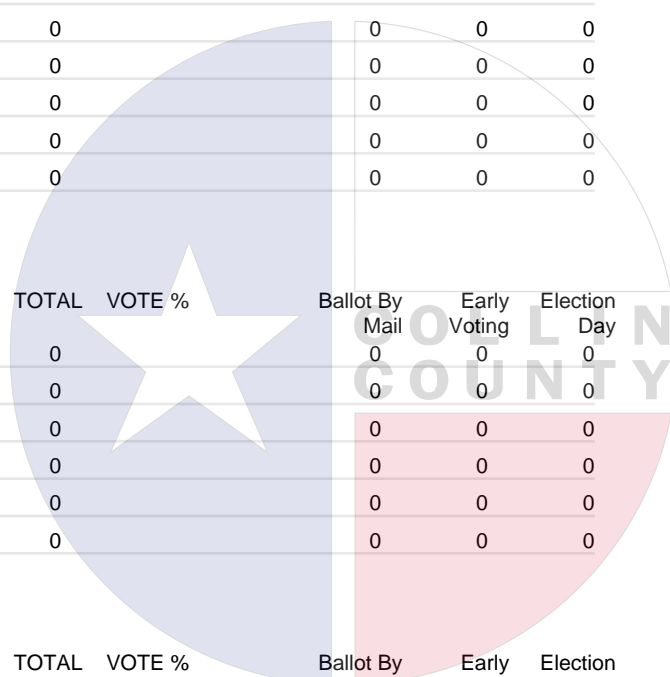
Vote For 1

	TOTAL	VOTE %	Ballot By Mail	Early Voting	Election Day
For	0		0	0	0
Against	0		0	0	0
Total Votes Cast	0		0	0	0
Overvotes	0		0	0	0
Undervotes	0		0	0	0
Contest Totals	0		0	0	0

Directors – Golden Ranch MUD

Vote For 5

	TOTAL	VOTE %	Ballot By Mail	Early Voting	Election Day
Jack Barna	0		0	0	0
Kirby Taylor	0		0	0	0
Thomas A. Koons	0		0	0	0
Deborah Diviney	0		0	0	0
Aaron K. Vogler	0		0	0	0
Total Votes Cast	0		0	0	0
Overvotes	0		0	0	0
Undervotes	0		0	0	0
Contest Totals	0		0	0	0











Summary Results Report
 Joint General and Special Election
 May 2, 2026

UNOFFICIAL RESULTS
 21 of 21 Vote Centers Reporting
 Collin County




Board of Directors Seat – Seis Lagos Utility District

Vote For 2

	TOTAL	VOTE %		Ballot By Mail	Early Voting	Election Day
Michael Hummel	105	22.44%		0	67	38
Choi Shepard	13	2.78%		0	3	10
Sidney Hudson	31	6.62%		2	20	9
Thomas Baker	114	24.36%		0	53	61
Linda McIntosh	14	2.99%		0	7	7
Nick Calautti	41	8.76%		4	23	14
Stephen Toth	150	32.05%		2	87	61
Total Votes Cast	468	100.00%		8	260	200
Overvotes	0			0	0	0
Undervotes	52			0	30	22
Contest Totals	520			8	290	222




Proposition A – Seven Points MUD of Collin County No. 1

Vote For 1

	TOTAL	VOTE %		Ballot By Mail	Early Voting	Election Day
For District	2	100.00%		0	2	0
Against District	0	0.00%		0	0	0
Total Votes Cast	2	100.00%		0	2	0
Overvotes	0			0	0	0
Undervotes	0			0	0	0
Contest Totals	2			0	2	0

Proposition B – Seven Points MUD of Collin County No. 1




Vote For 1

	TOTAL	VOTE %		Ballot By Mail	Early Voting	Election Day
For	2	100.00%		0	2	0
Against	0	0.00%		0	0	0
Total Votes Cast	2	100.00%		0	2	0
Overvotes	0			0	0	0
Undervotes	0			0	0	0
Contest Totals	2			0	2	0

Collin County seal
 Watermark Seal for Collin County,
 Collin County Government

Proposition C – Seven Points MUD of Collin County No. 1

Vote For 1

	TOTAL	VOTE %		Ballot By Mail	Early Voting	Election Day
For	2	100.00%		0	2	0
Against	0	0.00%		0	0	0
Total Votes Cast	2	100.00%		0	2	0
Overvotes	0			0	0	0
Undervotes	0			0	0	0
Contest Totals	2			0	2	0

Summary Results Report
 Joint General and Special Election
 May 2, 2026

UNOFFICIAL RESULTS
 21 of 21 Vote Centers Reporting
 Collin County

Proposition D – Seven Points MUD of Collin County No. 1

Vote For 1

	TOTAL	VOTE %	Ballot By Mail	Early Voting	Election Day
For	2	100.00%	0	2	0
Against	0	0.00%	0	0	0
Total Votes Cast	2	100.00%	0	2	0
Overvotes	0		0	0	0
Undervotes	0		0	0	0
Contest Totals	2		0	2	0

Proposition E – Seven Points MUD of Collin County No. 1

Vote For 1

	TOTAL	VOTE %	Ballot By Mail	Early Voting	Election Day
For	2	100.00%	0	2	0
Against	0	0.00%	0	0	0
Total Votes Cast	2	100.00%	0	2	0
Overvotes	0		0	0	0
Undervotes	0		0	0	0
Contest Totals	2		0	2	0

Directors – Seven Points MUD of CC No. 1

Vote For 5

	TOTAL	VOTE %	Ballot By Mail	Early Voting	Election Day
Shawn Kaskey Gaston	2	20.00%	0	2	0
Patrick Gordon Campbell	2	20.00%	0	2	0
Erris Tabar	2	20.00%	0	2	0
Chase Neyland	2	20.00%	0	2	0
Mark Anthony Campestre	2	20.00%	0	2	0
Total Votes Cast	10	100.00%	0	10	0
Overvotes	0		0	0	0
Undervotes	0		0	0	0
Contest Totals	10		0	10	0

Proposition A – Southeast Collin County Municipal Utility District No. 1

Vote For 1

	TOTAL	VOTE %	Ballot By Mail	Early Voting	Election Day
For	2	100.00%	0	2	0
Against	0	0.00%	0	0	0
Total Votes Cast	2	100.00%	0	2	0
Overvotes	0		0	0	0
Undervotes	0		0	0	0
Contest Totals	2		0	2	0

Summary Results Report
 Joint General and Special Election
 May 2, 2026

UNOFFICIAL RESULTS
 21 of 21 Vote Centers Reporting
 Collin County

Directors – Southeast Collin County Municipal Utility District No. 1

Vote For 4

	TOTAL	VOTE %	Ballot By Mail	Early Voting	Election Day
Brittany Crenshaw	2	25.00%	0	2	0
Devon Rex	2	25.00%	0	2	0
Matt Rudis	2	25.00%	0	2	0
Tim Reimann	2	25.00%	0	2	0
Total Votes Cast	8	100.00%	0	8	0
Overvotes	0		0	0	0
Undervotes	0		0	0	0
Contest Totals	8		0	8	0

Proposition B – Southeast Collin County Municipal Utility District No. 1

Vote For 1

	TOTAL	VOTE %	Ballot By Mail	Early Voting	Election Day
For	2	100.00%	0	2	0
Against	0	0.00%	0	0	0
Total Votes Cast	2	100.00%	0	2	0
Overvotes	0		0	0	0
Undervotes	0		0	0	0
Contest Totals	2		0	2	0

Proposition C – Southeast Collin County Municipal Utility District No. 1

Vote For 1

	TOTAL	VOTE %	Ballot By Mail	Early Voting	Election Day
For	2	100.00%	0	2	0
Against	0	0.00%	0	0	0
Total Votes Cast	2	100.00%	0	2	0
Overvotes	0		0	0	0
Undervotes	0		0	0	0
Contest Totals	2		0	2	0




Proposition D – Southeast Collin County Municipal Utility District No. 1

Vote For 1

	TOTAL	VOTE %	Ballot By Mail	Early Voting	Election Day
For	2	100.00%	0	2	0
Against	0	0.00%	0	0	0
Total Votes Cast	2	100.00%	0	2	0
Overvotes	0		0	0	0
Undervotes	0		0	0	0
Contest Totals	2		0	2	0




Proposition E – Southeast Collin County Municipal Utility District No. 1

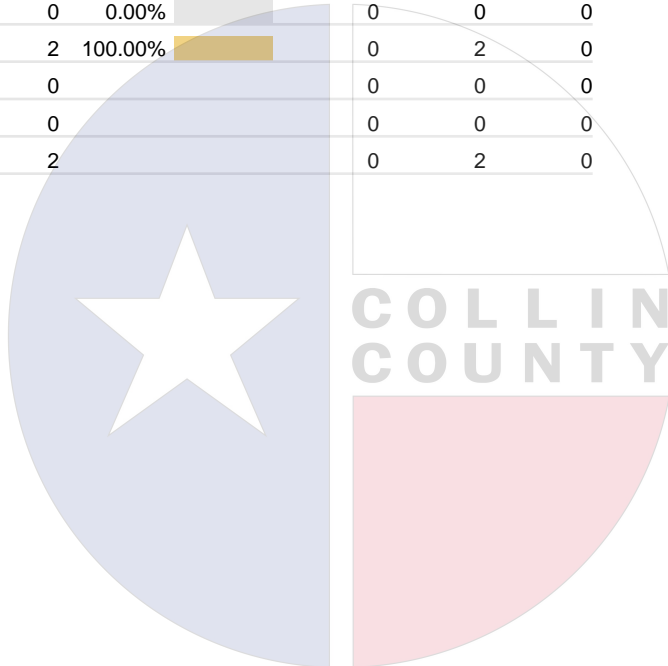
Vote For 1

	TOTAL	VOTE %		Ballot By Mail	Early Voting	Election Day
For	2	100.00%		0	2	0
Against	0	0.00%		0	0	0
Total Votes Cast	2	100.00%		0	2	0
Overvotes	0			0	0	0
Undervotes	0			0	0	0
Contest Totals	2			0	2	0

Proposition F – Southeast Collin County Municipal Utility District No. 1

Vote For 1

	TOTAL	VOTE %		Ballot By Mail	Early Voting	Election Day
For	2	100.00%		0	2	0
Against	0	0.00%		0	0	0
Total Votes Cast	2	100.00%		0	2	0
Overvotes	0			0	0	0
Undervotes	0			0	0	0
Contest Totals	2			0	2	0



Collin County Seal
 Watermark Seal for Collin County.
 Collin County Government