

**PCT 001, 002, 044**

Statistics	TOTAL
Ballots Cast - Total	962
Ballots Cast - Blank	1
Voter Turnout - Total	10.44%
Voter Turnout - Republican Party	0.00%

**REP US Senator**

Vote For 1

	TOTAL	VOTE %
Ken Paxton	480	63.58%
John Cornyn	275	36.42%
Total Votes Cast	755	100.00%
Overvotes	0	
Undervotes	2	
Contest Totals	757	

**REP Attorney General**

Vote For 1

	TOTAL	VOTE %
Chip Roy	365	49.13%
Mayes Middleton	378	50.87%
Total Votes Cast	743	100.00%
Overvotes	0	
Undervotes	14	
Contest Totals	757	

**REP Railroad Commissioner**

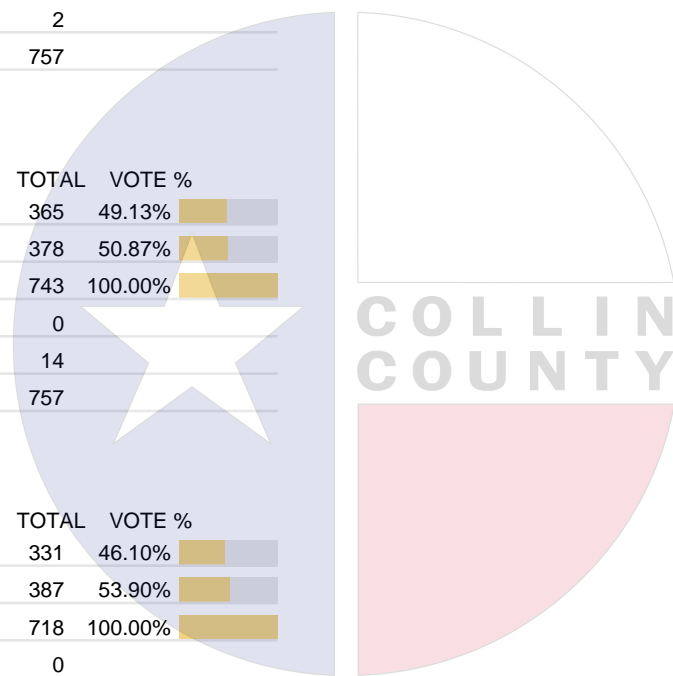
Vote For 1

	TOTAL	VOTE %
Jim Wright	331	46.10%
Bo French	387	53.90%
Total Votes Cast	718	100.00%
Overvotes	0	
Undervotes	39	
Contest Totals	757	

**REP Judge, Court of Criminal Appeals, Place 3**

Vote For 1

	TOTAL	VOTE %
Alison Fox	271	40.81%
Thomas Smith	393	59.19%
Total Votes Cast	664	100.00%
Overvotes	0	
Undervotes	93	
Contest Totals	757	



Collin County Seal  
 Watermark Seal for Collin County,  
 Collin County Government

**PCT 001, 002, 044**

**DEM Lieutenant Governor**

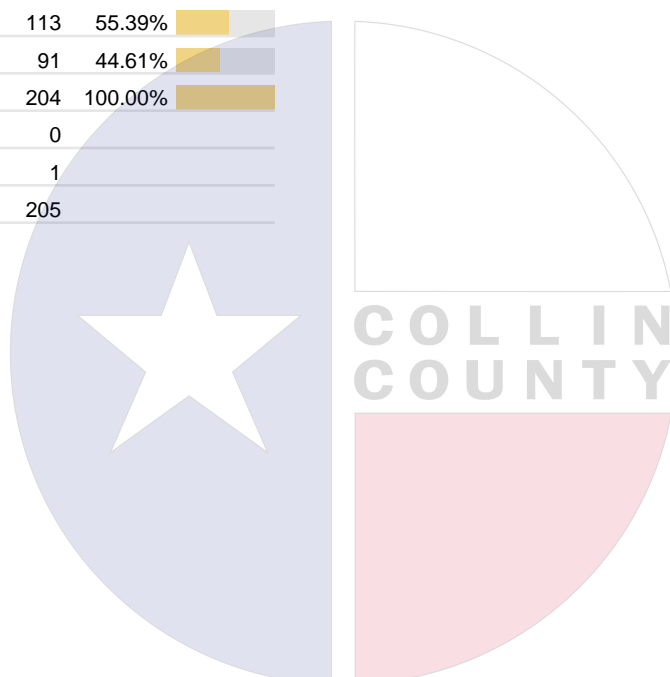
Vote For 1

	TOTAL	VOTE %	
Vikki Goodwin	178	87.25%	
Marcos Isaias Velez	26	12.75%	
Total Votes Cast	204	100.00%	
Overvotes	0		
Undervotes	1		
Contest Totals	205		

**DEM Attorney General**

Vote For 1

	TOTAL	VOTE %	
Nathan Johnson	113	55.39%	
Joe Jaworski	91	44.61%	
Total Votes Cast	204	100.00%	
Overvotes	0		
Undervotes	1		
Contest Totals	205		



Collin County Seal  
 Watermark Seal for Collin County.  
 Collin County Government

**PCT 003, 098**

Statistics	TOTAL
Ballots Cast - Total	273
Ballots Cast - Blank	0
Voter Turnout - Total	5.97%
Voter Turnout - Republican Party	0.00%

**REP US Senator**

Vote For 1

	TOTAL	VOTE %	
Ken Paxton	107	61.14%	
John Cornyn	68	38.86%	
Total Votes Cast	175	100.00%	
Overvotes	2		
Undervotes	2		
Contest Totals	179		

**REP Attorney General**

Vote For 1

	TOTAL	VOTE %	
Chip Roy	94	54.34%	
Mayes Middleton	79	45.66%	
Total Votes Cast	173	100.00%	
Overvotes	2		
Undervotes	4		
Contest Totals	179		

**REP Railroad Commissioner**

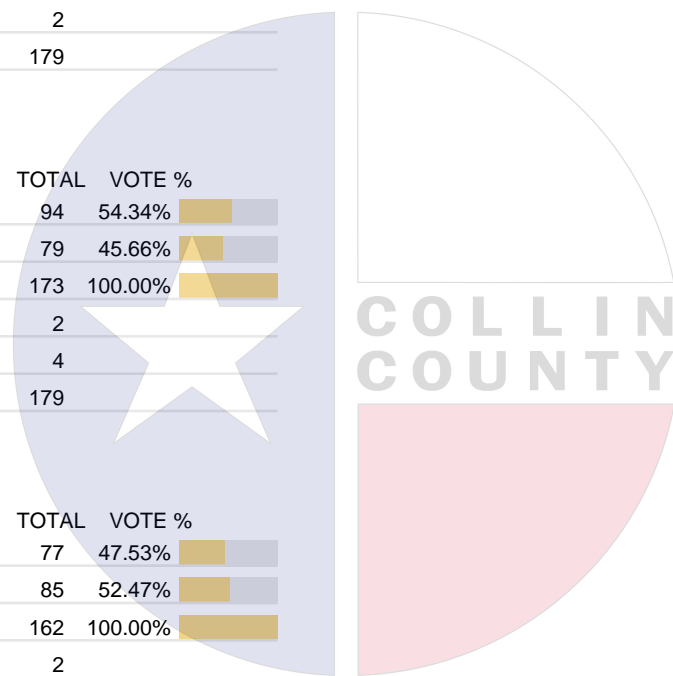
Vote For 1

	TOTAL	VOTE %	
Jim Wright	77	47.53%	
Bo French	85	52.47%	
Total Votes Cast	162	100.00%	
Overvotes	2		
Undervotes	15		
Contest Totals	179		

**REP Judge, Court of Criminal Appeals, Place 3**

Vote For 1

	TOTAL	VOTE %	
Alison Fox	71	46.41%	
Thomas Smith	82	53.59%	
Total Votes Cast	153	100.00%	
Overvotes	2		
Undervotes	24		
Contest Totals	179		



Collin County Seal  
 Watermark Seal for Collin County,  
 Collin County Government

**PCT 003, 098**

**DEM Lieutenant Governor**

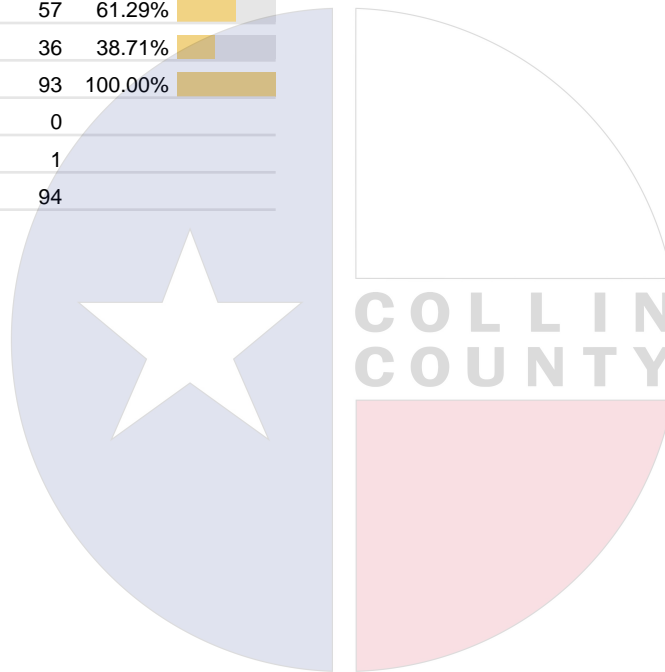
Vote For 1

	TOTAL	VOTE %	
Vikki Goodwin	65	69.89%	
Marcos Isaias Velez	28	30.11%	
Total Votes Cast	93	100.00%	
Overvotes	0		
Undervotes	1		
Contest Totals	94		

**DEM Attorney General**

Vote For 1

	TOTAL	VOTE %	
Nathan Johnson	57	61.29%	
Joe Jaworski	36	38.71%	
Total Votes Cast	93	100.00%	
Overvotes	0		
Undervotes	1		
Contest Totals	94		



Collin County Seal  
 Watermark Seal for Collin County.  
 Collin County Government

**PCT 004, 096, 200**

Statistics	TOTAL
Ballots Cast - Total	741
Ballots Cast - Blank	1
Voter Turnout - Total	8.22%
Voter Turnout - Republican Party	0.00%

**REP US Senator**

Vote For 1

	TOTAL	VOTE %
Ken Paxton	461	71.70%
John Cornyn	182	28.30%
Total Votes Cast	643	100.00%
Overvotes	0	
Undervotes	1	
Contest Totals	644	

**REP Attorney General**

Vote For 1

	TOTAL	VOTE %
Chip Roy	282	44.34%
Mayes Middleton	354	55.66%
Total Votes Cast	636	100.00%
Overvotes	0	
Undervotes	8	
Contest Totals	644	

**REP Railroad Commissioner**

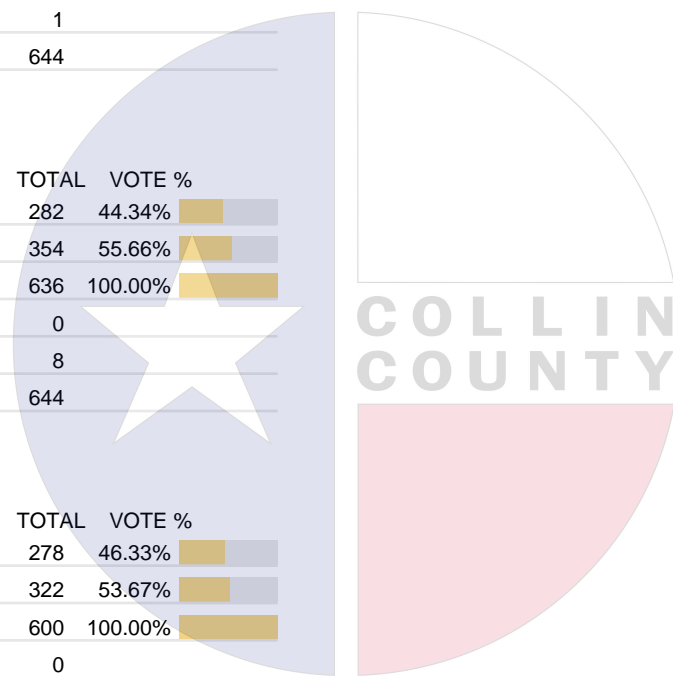
Vote For 1

	TOTAL	VOTE %
Jim Wright	278	46.33%
Bo French	322	53.67%
Total Votes Cast	600	100.00%
Overvotes	0	
Undervotes	44	
Contest Totals	644	

**REP Judge, Court of Criminal Appeals, Place 3**

Vote For 1

	TOTAL	VOTE %
Alison Fox	214	38.56%
Thomas Smith	341	61.44%
Total Votes Cast	555	100.00%
Overvotes	0	
Undervotes	89	
Contest Totals	644	



Collin County Seal  
 Watermark Seal for Collin County,  
 Collin County Government

**PCT 004, 096, 200**

**DEM Lieutenant Governor**

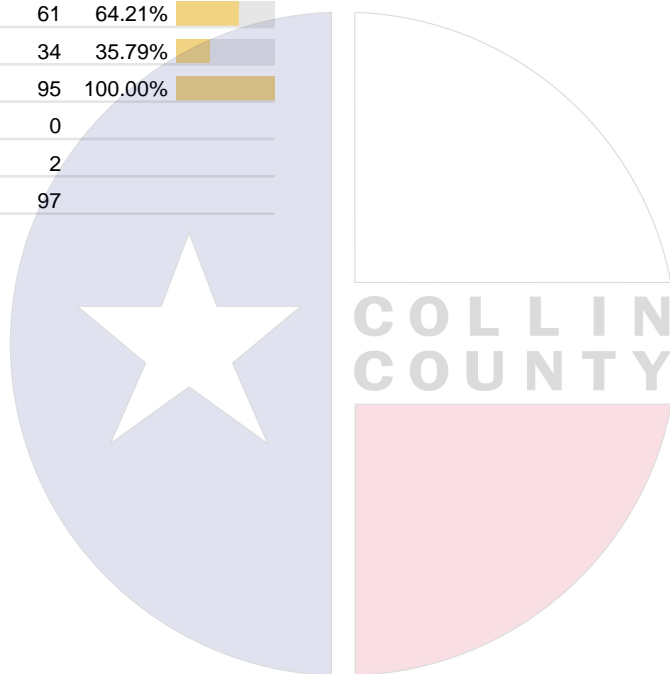
Vote For 1

	TOTAL	VOTE %	
Vikki Goodwin	74	78.72%	
Marcos Isaias Velez	20	21.28%	
Total Votes Cast	94	100.00%	
Overvotes	0		
Undervotes	3		
Contest Totals	97		

**DEM Attorney General**

Vote For 1

	TOTAL	VOTE %	
Nathan Johnson	61	64.21%	
Joe Jaworski	34	35.79%	
Total Votes Cast	95	100.00%	
Overvotes	0		
Undervotes	2		
Contest Totals	97		



Collin County Seal  
 Watermark Seal for Collin County.  
 Collin County Government

**PCT 005, 007, 082, 106, 113**

Statistics	TOTAL
Ballots Cast - Total	1,028
Ballots Cast - Blank	0
Voter Turnout - Total	9.74%
Voter Turnout - Republican Party	0.00%

**REP US Senator**

Vote For 1

	TOTAL	VOTE %	
Ken Paxton	539	63.79%	
John Cornyn	306	36.21%	
Total Votes Cast	845	100.00%	
Overvotes	0		
Undervotes	1		
Contest Totals	846		

**REP Attorney General**

Vote For 1

	TOTAL	VOTE %	
Chip Roy	383	46.09%	
Mayes Middleton	448	53.91%	
Total Votes Cast	831	100.00%	
Overvotes	1		
Undervotes	14		
Contest Totals	846		

**REP Railroad Commissioner**

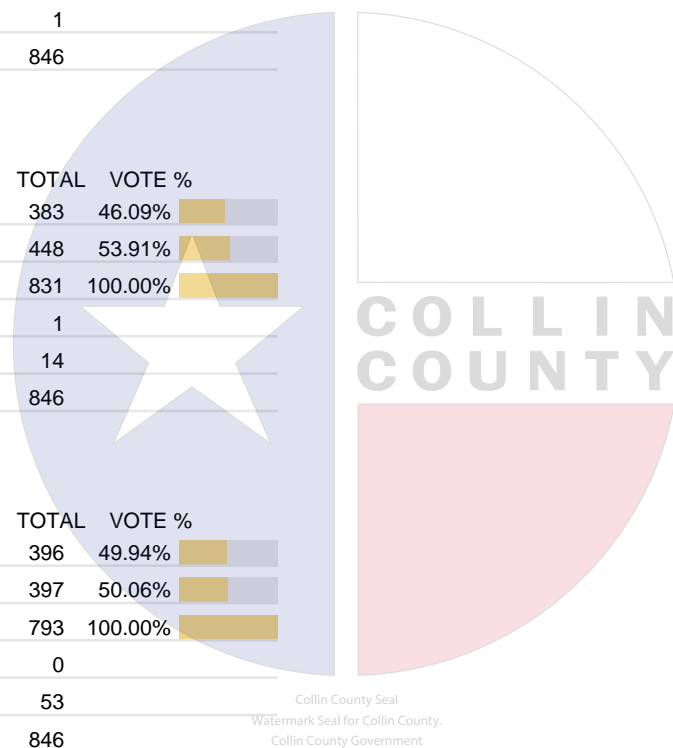
Vote For 1

	TOTAL	VOTE %	
Jim Wright	396	49.94%	
Bo French	397	50.06%	
Total Votes Cast	793	100.00%	
Overvotes	0		
Undervotes	53		
Contest Totals	846		

**REP Judge, Court of Criminal Appeals, Place 3**

Vote For 1

	TOTAL	VOTE %	
Alison Fox	314	42.15%	
Thomas Smith	431	57.85%	
Total Votes Cast	745	100.00%	
Overvotes	0		
Undervotes	101		
Contest Totals	846		



Collin County Seal  
 Watermark Seal for Collin County,  
 Collin County Government

**PCT 005, 007, 082, 106, 113**

**DEM Lieutenant Governor**

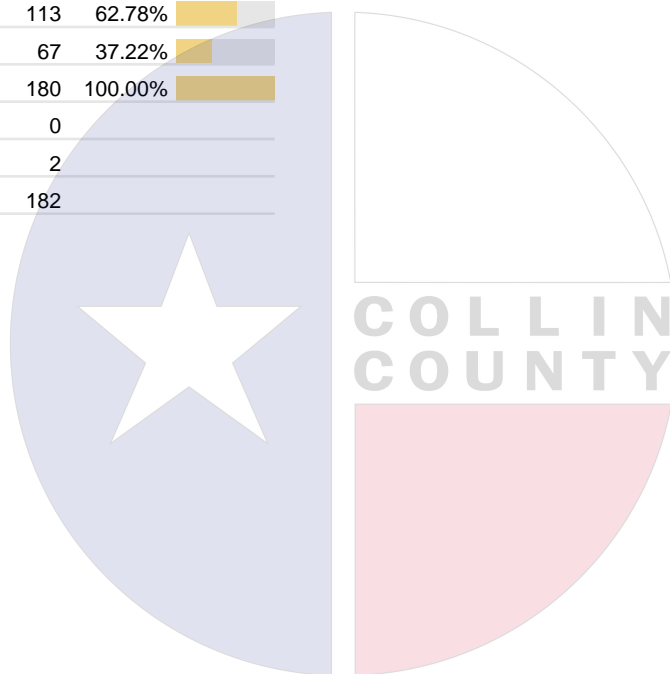
Vote For 1

	TOTAL	VOTE %	
Vikki Goodwin	151	82.97%	
Marcos Isaias Velez	31	17.03%	
Total Votes Cast	182	100.00%	
Overvotes	0		
Undervotes	0		
Contest Totals	182		

**DEM Attorney General**

Vote For 1

	TOTAL	VOTE %	
Nathan Johnson	113	62.78%	
Joe Jaworski	67	37.22%	
Total Votes Cast	180	100.00%	
Overvotes	0		
Undervotes	2		
Contest Totals	182		



Collin County Seal  
 Watermark Seal for Collin County.  
 Collin County Government

**PCT 006, 040, 147**

Statistics	TOTAL
Ballots Cast - Total	772
Ballots Cast - Blank	0
Voter Turnout - Total	10.50%
Voter Turnout - Republican Party	0.00%

**REP US Senator**

Vote For 1

	TOTAL	VOTE %	
Ken Paxton	400	61.07%	
John Cornyn	255	38.93%	
Total Votes Cast	655	100.00%	
Overvotes	0		
Undervotes	4		
Contest Totals	659		

**REP Attorney General**

Vote For 1

	TOTAL	VOTE %	
Chip Roy	263	40.46%	
Mayes Middleton	387	59.54%	
Total Votes Cast	650	100.00%	
Overvotes	0		
Undervotes	9		
Contest Totals	659		

**REP Railroad Commissioner**

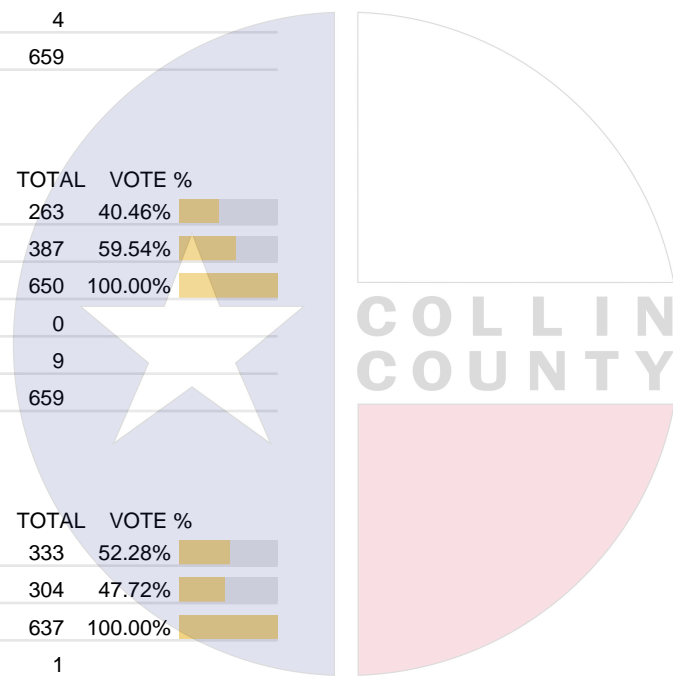
Vote For 1

	TOTAL	VOTE %	
Jim Wright	333	52.28%	
Bo French	304	47.72%	
Total Votes Cast	637	100.00%	
Overvotes	1		
Undervotes	21		
Contest Totals	659		

**REP Judge, Court of Criminal Appeals, Place 3**

Vote For 1

	TOTAL	VOTE %	
Alison Fox	232	38.99%	
Thomas Smith	363	61.01%	
Total Votes Cast	595	100.00%	
Overvotes	1		
Undervotes	63		
Contest Totals	659		



Collin County Seal  
 Watermark Seal for Collin County,  
 Collin County Government

**PCT 006, 040, 147**

**DEM Lieutenant Governor**

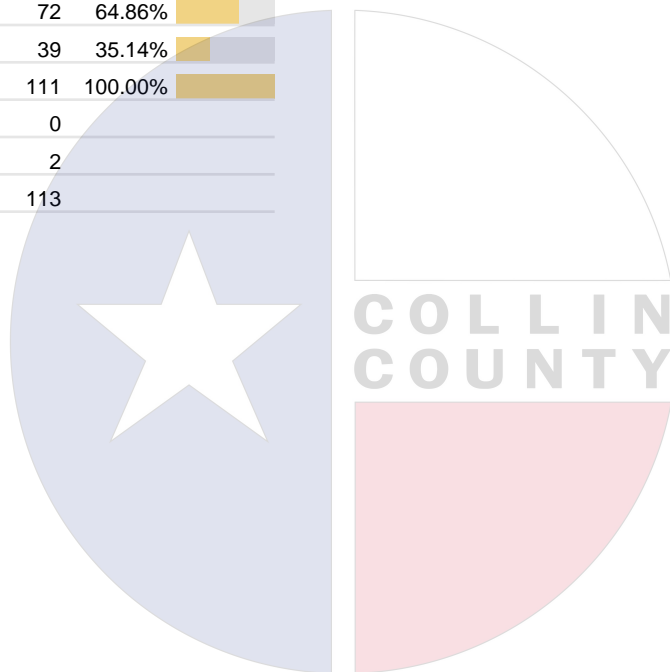
Vote For 1

	TOTAL	VOTE %	
Vikki Goodwin	92	81.42%	
Marcos Isaias Velez	21	18.58%	
Total Votes Cast	113	100.00%	
Overvotes	0		
Undervotes	0		
Contest Totals	113		

**DEM Attorney General**

Vote For 1

	TOTAL	VOTE %	
Nathan Johnson	72	64.86%	
Joe Jaworski	39	35.14%	
Total Votes Cast	111	100.00%	
Overvotes	0		
Undervotes	2		
Contest Totals	113		



Collin County Seal  
 Watermark Seal for Collin County.  
 Collin County Government

**PCT 008, 100, 191**

Statistics	TOTAL
Ballots Cast - Total	544
Ballots Cast - Blank	0
Voter Turnout - Total	5.87%
Voter Turnout - Republican Party	0.00%

**REP US Senator**

Vote For 1

	TOTAL	VOTE %
Ken Paxton	361	75.52%
John Cornyn	117	24.48%
Total Votes Cast	478	100.00%
Overvotes	0	
Undervotes	0	
Contest Totals	478	

**REP Attorney General**

Vote For 1

	TOTAL	VOTE %
Chip Roy	192	40.51%
Mayes Middleton	282	59.49%
Total Votes Cast	474	100.00%
Overvotes	0	
Undervotes	4	
Contest Totals	478	

**REP Railroad Commissioner**

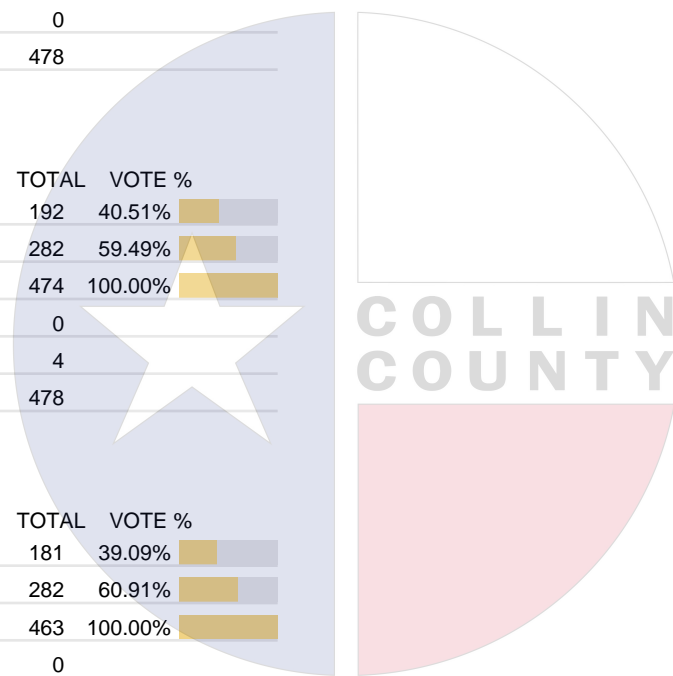
Vote For 1

	TOTAL	VOTE %
Jim Wright	181	39.09%
Bo French	282	60.91%
Total Votes Cast	463	100.00%
Overvotes	0	
Undervotes	15	
Contest Totals	478	

**REP Judge, Court of Criminal Appeals, Place 3**

Vote For 1

	TOTAL	VOTE %
Alison Fox	166	37.99%
Thomas Smith	271	62.01%
Total Votes Cast	437	100.00%
Overvotes	0	
Undervotes	41	
Contest Totals	478	



Collin County Seal  
 Watermark Seal for Collin County,  
 Collin County Government

## PCT 008, 100, 191

### DEM Lieutenant Governor

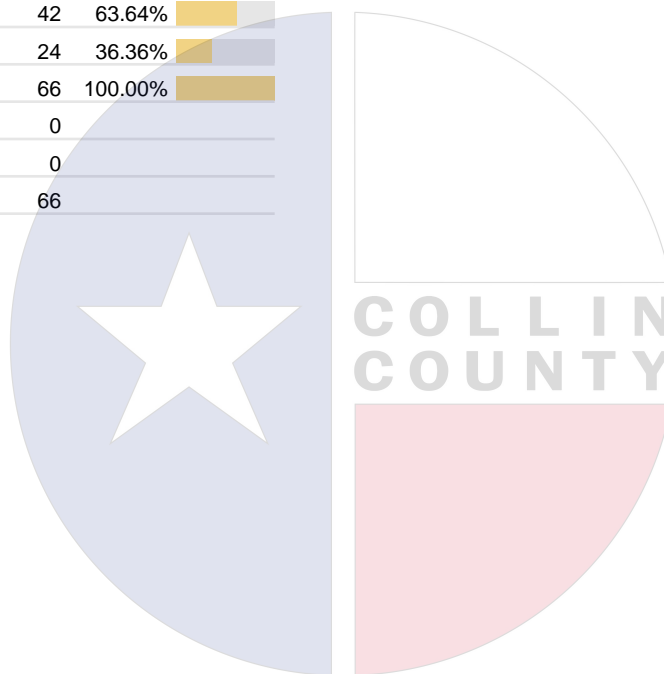
Vote For 1

	TOTAL	VOTE %	
Vikki Goodwin	50	75.76%	
Marcos Isaias Velez	16	24.24%	
Total Votes Cast	66	100.00%	
Overvotes	0		
Undervotes	0		
Contest Totals	66		

### DEM Attorney General

Vote For 1

	TOTAL	VOTE %	
Nathan Johnson	42	63.64%	
Joe Jaworski	24	36.36%	
Total Votes Cast	66	100.00%	
Overvotes	0		
Undervotes	0		
Contest Totals	66		



Collin County Seal  
 Watermark Seal for Collin County.  
 Collin County Government

**PCT 009, 215, 257**

Statistics	TOTAL
Ballots Cast - Total	587
Ballots Cast - Blank	0
Voter Turnout - Total	5.98%
Voter Turnout - Republican Party	0.00%

**REP US Senator**

Vote For 1

	TOTAL	VOTE %
Ken Paxton	356	71.20%
John Cornyn	144	28.80%
Total Votes Cast	500	100.00%
Overvotes	0	
Undervotes	1	
Contest Totals	501	

**REP Attorney General**

Vote For 1

	TOTAL	VOTE %
Chip Roy	232	46.68%
Mayes Middleton	265	53.32%
Total Votes Cast	497	100.00%
Overvotes	0	
Undervotes	4	
Contest Totals	501	

**REP Railroad Commissioner**

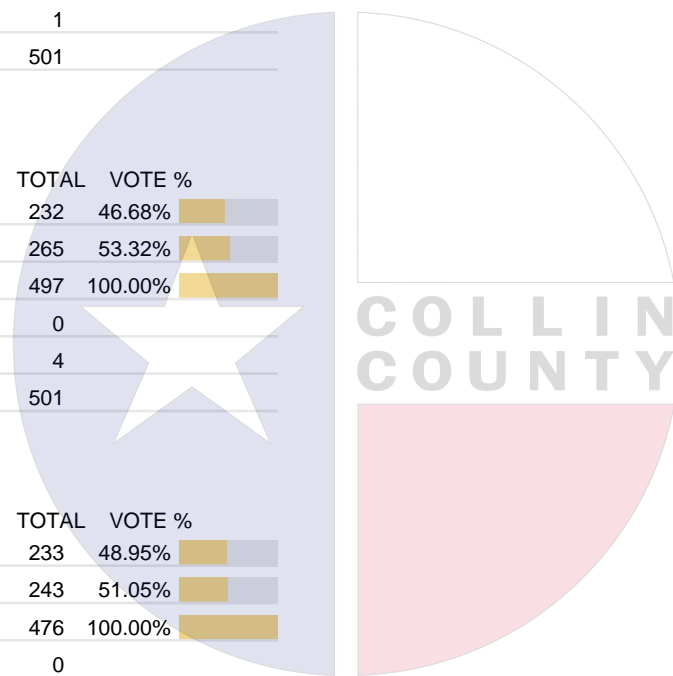
Vote For 1

	TOTAL	VOTE %
Jim Wright	233	48.95%
Bo French	243	51.05%
Total Votes Cast	476	100.00%
Overvotes	0	
Undervotes	25	
Contest Totals	501	

**REP Judge, Court of Criminal Appeals, Place 3**

Vote For 1

	TOTAL	VOTE %
Alison Fox	183	40.76%
Thomas Smith	266	59.24%
Total Votes Cast	449	100.00%
Overvotes	0	
Undervotes	52	
Contest Totals	501	



Collin County Seal  
 Watermark Seal for Collin County,  
 Collin County Government

**PCT 009, 215, 257**

**DEM Lieutenant Governor**

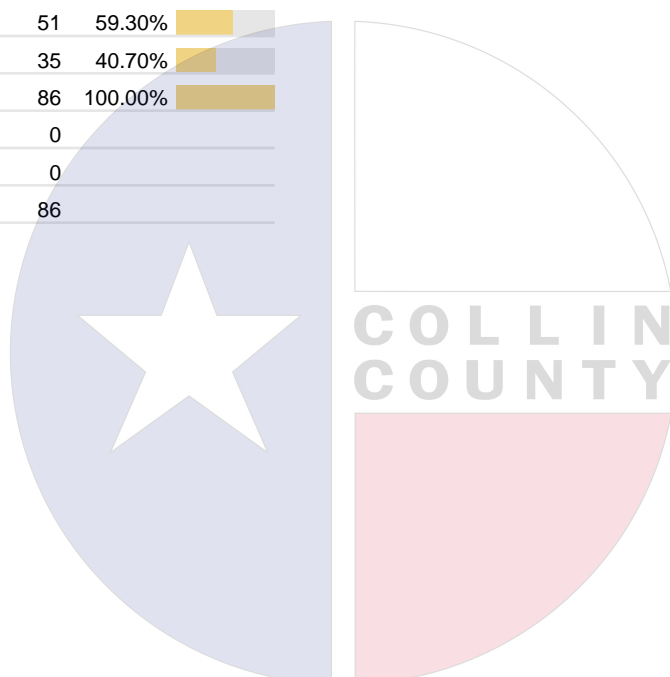
Vote For 1

	TOTAL	VOTE %	
Vikki Goodwin	65	76.47%	
Marcos Isaias Velez	20	23.53%	
Total Votes Cast	85	100.00%	
Overvotes	0		
Undervotes	1		
Contest Totals	86		

**DEM Attorney General**

Vote For 1

	TOTAL	VOTE %	
Nathan Johnson	51	59.30%	
Joe Jaworski	35	40.70%	
Total Votes Cast	86	100.00%	
Overvotes	0		
Undervotes	0		
Contest Totals	86		



Collin County Seal  
 Watermark Seal for Collin County.  
 Collin County Government

**PCT 010, 037, 186**

Statistics	TOTAL
Ballots Cast - Total	682
Ballots Cast - Blank	0
Voter Turnout - Total	14.54%
Voter Turnout - Republican Party	0.00%

**REP US Senator**

Vote For 1

	TOTAL	VOTE %	
Ken Paxton	458	70.79%	
John Cornyn	189	29.21%	
Total Votes Cast	647	100.00%	
Overvotes	0		
Undervotes	0		
Contest Totals	647		

**REP Attorney General**

Vote For 1

	TOTAL	VOTE %	
Chip Roy	276	43.40%	
Mayes Middleton	360	56.60%	
Total Votes Cast	636	100.00%	
Overvotes	1		
Undervotes	10		
Contest Totals	647		

**REP Railroad Commissioner**

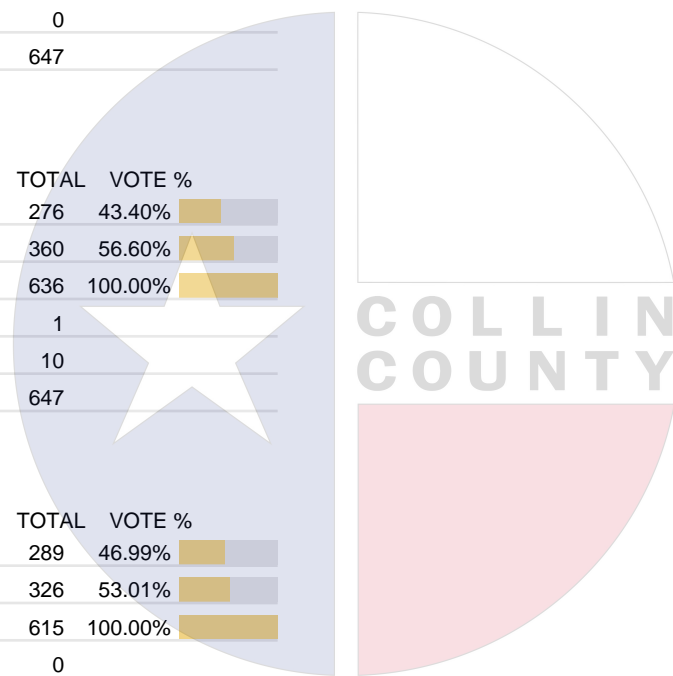
Vote For 1

	TOTAL	VOTE %	
Jim Wright	289	46.99%	
Bo French	326	53.01%	
Total Votes Cast	615	100.00%	
Overvotes	0		
Undervotes	32		
Contest Totals	647		

**REP Judge, Court of Criminal Appeals, Place 3**

Vote For 1

	TOTAL	VOTE %	
Alison Fox	218	38.25%	
Thomas Smith	352	61.75%	
Total Votes Cast	570	100.00%	
Overvotes	0		
Undervotes	77		
Contest Totals	647		



Collin County Seal  
 Watermark Seal for Collin County,  
 Collin County Government

**PCT 010, 037, 186**

**DEM Lieutenant Governor**

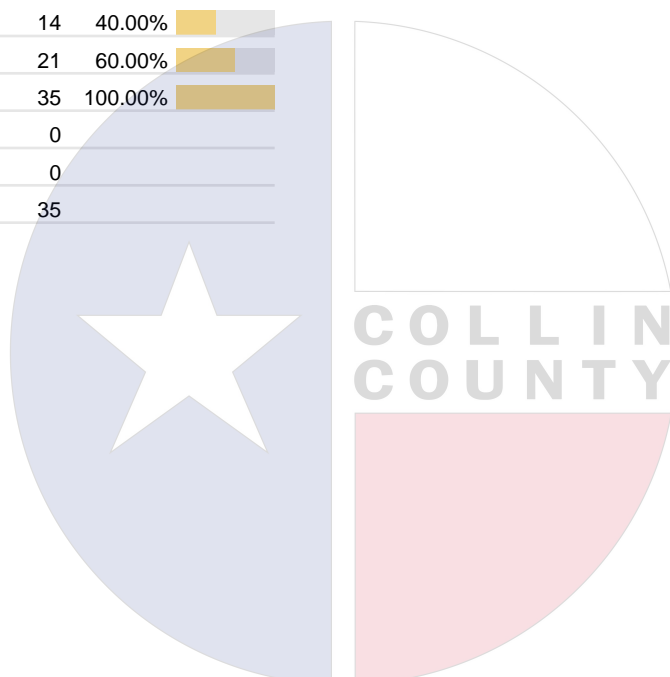
Vote For 1

	TOTAL	VOTE %	
Vikki Goodwin	31	91.18%	
Marcos Isaias Velez	3	8.82%	
Total Votes Cast	34	100.00%	
Overvotes	1		
Undervotes	0		
Contest Totals	35		

**DEM Attorney General**

Vote For 1

	TOTAL	VOTE %	
Nathan Johnson	14	40.00%	
Joe Jaworski	21	60.00%	
Total Votes Cast	35	100.00%	
Overvotes	0		
Undervotes	0		
Contest Totals	35		



Collin County Seal  
 Watermark Seal for Collin County.  
 Collin County Government

**PCT 011, 189, 256**

Statistics	TOTAL
Ballots Cast - Total	901
Ballots Cast - Blank	0
Voter Turnout - Total	11.53%
Voter Turnout - Republican Party	0.00%

**REP US Senator**

Vote For 1

	TOTAL	VOTE %	
Ken Paxton	584	69.52%	
John Cornyn	256	30.48%	
Total Votes Cast	840	100.00%	
Overvotes	0		
Undervotes	1		
Contest Totals	841		

**REP Attorney General**

Vote For 1

	TOTAL	VOTE %	
Chip Roy	375	44.96%	
Mayes Middleton	459	55.04%	
Total Votes Cast	834	100.00%	
Overvotes	0		
Undervotes	7		
Contest Totals	841		

**REP Railroad Commissioner**

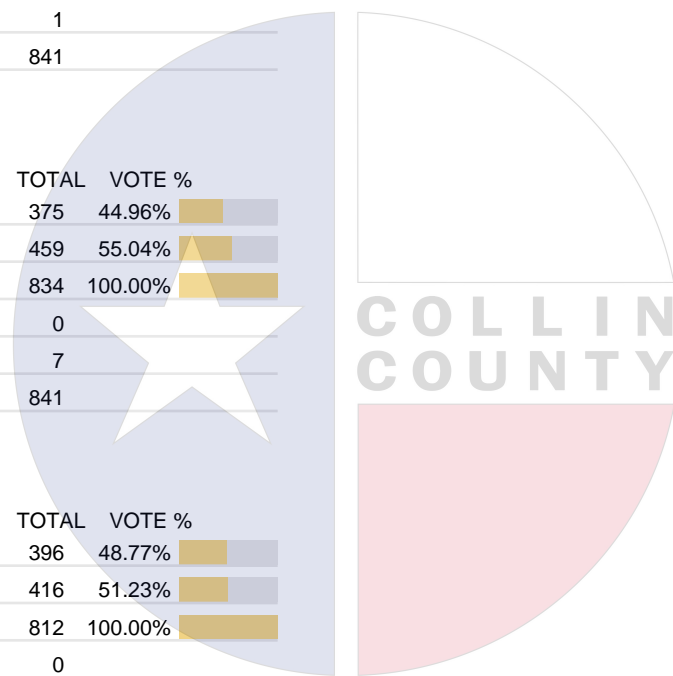
Vote For 1

	TOTAL	VOTE %	
Jim Wright	396	48.77%	
Bo French	416	51.23%	
Total Votes Cast	812	100.00%	
Overvotes	0		
Undervotes	29		
Contest Totals	841		

**REP Judge, Court of Criminal Appeals, Place 3**

Vote For 1

	TOTAL	VOTE %	
Alison Fox	299	40.19%	
Thomas Smith	445	59.81%	
Total Votes Cast	744	100.00%	
Overvotes	0		
Undervotes	97		
Contest Totals	841		



Collin County Seal  
 Watermark Seal for Collin County,  
 Collin County Government

## PCT 011, 189, 256

### DEM Lieutenant Governor

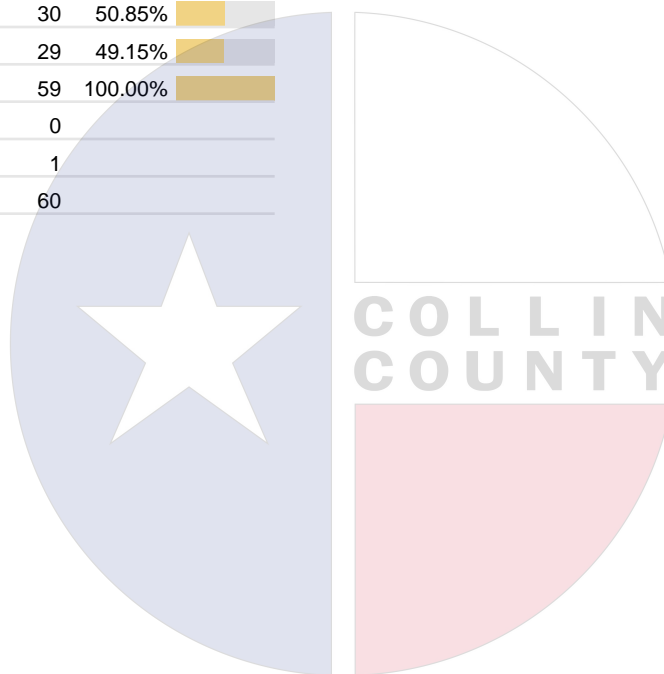
Vote For 1

	TOTAL	VOTE %	
Vikki Goodwin	50	83.33%	
Marcos Isaias Velez	10	16.67%	
Total Votes Cast	60	100.00%	
Overvotes	0		
Undervotes	0		
Contest Totals	60		

### DEM Attorney General

Vote For 1

	TOTAL	VOTE %	
Nathan Johnson	30	50.85%	
Joe Jaworski	29	49.15%	
Total Votes Cast	59	100.00%	
Overvotes	0		
Undervotes	1		
Contest Totals	60		



Collin County Seal  
 Watermark Seal for Collin County.  
 Collin County Government

## PCT 012, 122, 261

Statistics	TOTAL
Ballots Cast - Total	1,449
Ballots Cast - Blank	1
Voter Turnout - Total	14.18%
Voter Turnout - Republican Party	0.00%

### REP US Senator

Vote For 1

	TOTAL	VOTE %	
Ken Paxton	786	60.60%	
John Cornyn	511	39.40%	
Total Votes Cast	1,297	100.00%	
Overvotes	0		
Undervotes	2		
Contest Totals	1,299		

### REP Attorney General

Vote For 1

	TOTAL	VOTE %	
Chip Roy	565	44.59%	
Mayes Middleton	702	55.41%	
Total Votes Cast	1,267	100.00%	
Overvotes	0		
Undervotes	32		
Contest Totals	1,299		

### REP Railroad Commissioner

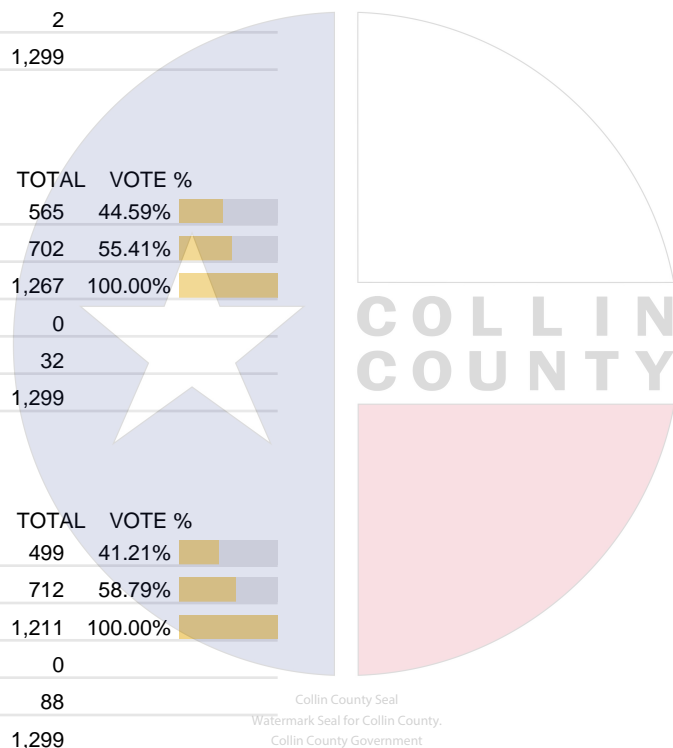
Vote For 1

	TOTAL	VOTE %	
Jim Wright	499	41.21%	
Bo French	712	58.79%	
Total Votes Cast	1,211	100.00%	
Overvotes	0		
Undervotes	88		
Contest Totals	1,299		

### REP Judge, Court of Criminal Appeals, Place 3

Vote For 1

	TOTAL	VOTE %	
Alison Fox	437	38.54%	
Thomas Smith	697	61.46%	
Total Votes Cast	1,134	100.00%	
Overvotes	1		
Undervotes	164		
Contest Totals	1,299		



## PCT 012, 122, 261

### REP Justice of the Peace, Precinct No. 4

Vote For 1

	TOTAL	VOTE %	
Randy Farrar	613	54.88%	
Stephen Kallas	504	45.12%	
Total Votes Cast	1,117	100.00%	
Overvotes	0		
Undervotes	182		
Contest Totals	1,299		

### DEM Lieutenant Governor

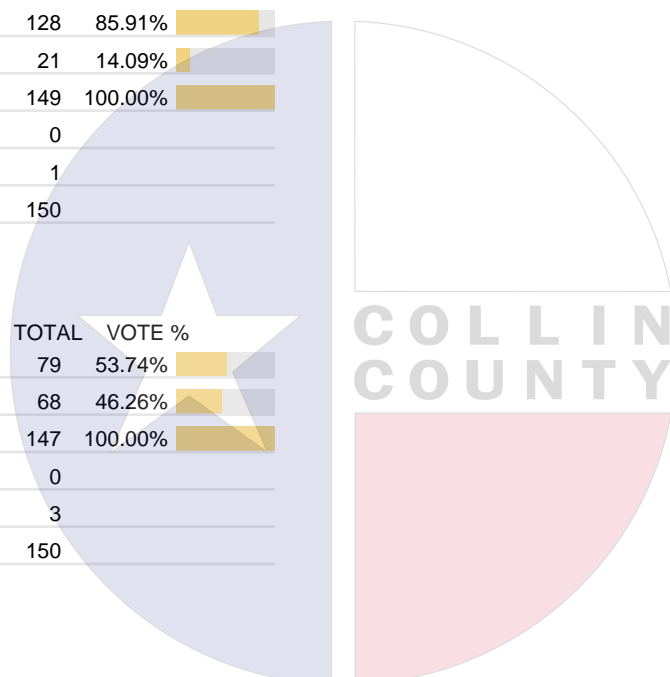
Vote For 1

	TOTAL	VOTE %	
Vikki Goodwin	128	85.91%	
Marcos Isaias Velez	21	14.09%	
Total Votes Cast	149	100.00%	
Overvotes	0		
Undervotes	1		
Contest Totals	150		

### DEM Attorney General

Vote For 1

	TOTAL	VOTE %	
Nathan Johnson	79	53.74%	
Joe Jaworski	68	46.26%	
Total Votes Cast	147	100.00%	
Overvotes	0		
Undervotes	3		
Contest Totals	150		



Collin County Seal  
 Watermark Seal for Collin County.  
 Collin County Government

**PCT 013, 240, 273**

Statistics	TOTAL
Ballots Cast - Total	785
Ballots Cast - Blank	1
Voter Turnout - Total	9.31%
Voter Turnout - Republican Party	0.00%

**REP US Senator**

Vote For 1

	TOTAL	VOTE %
Ken Paxton	561	76.22%
John Cornyn	175	23.78%
Total Votes Cast	736	100.00%
Overvotes	0	
Undervotes	1	
Contest Totals	737	

**REP Attorney General**

Vote For 1

	TOTAL	VOTE %
Chip Roy	296	40.66%
Mayes Middleton	432	59.34%
Total Votes Cast	728	100.00%
Overvotes	0	
Undervotes	9	
Contest Totals	737	

**REP Railroad Commissioner**

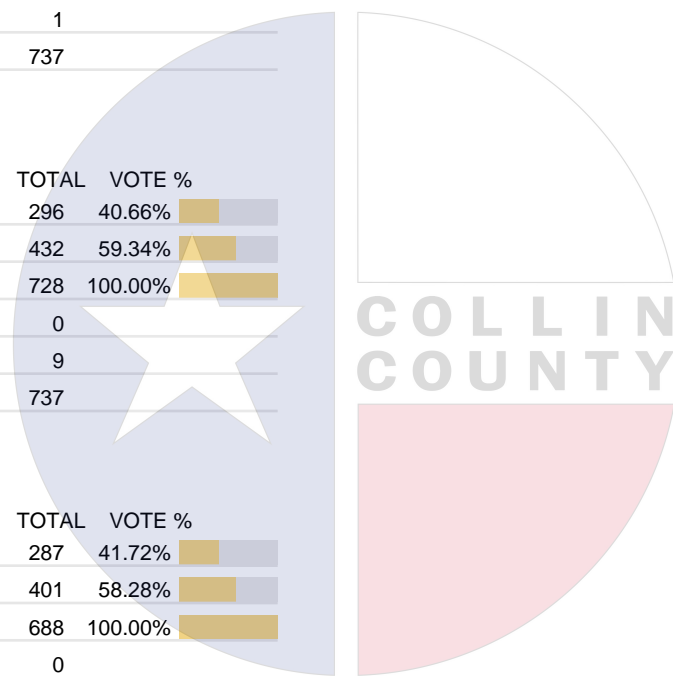
Vote For 1

	TOTAL	VOTE %
Jim Wright	287	41.72%
Bo French	401	58.28%
Total Votes Cast	688	100.00%
Overvotes	0	
Undervotes	49	
Contest Totals	737	

**REP Judge, Court of Criminal Appeals, Place 3**

Vote For 1

	TOTAL	VOTE %
Alison Fox	268	41.42%
Thomas Smith	379	58.58%
Total Votes Cast	647	100.00%
Overvotes	1	
Undervotes	89	
Contest Totals	737	



Collin County Seal  
 Watermark Seal for Collin County,  
 Collin County Government

## PCT 013, 240, 273

### REP Justice of the Peace, Precinct No. 4

Vote For 1

	TOTAL	VOTE %	
Randy Farrar	292	46.13%	
Stephen Kallas	341	53.87%	
Total Votes Cast	633	100.00%	
Overvotes	0		
Undervotes	104		
Contest Totals	737		

### DEM Lieutenant Governor

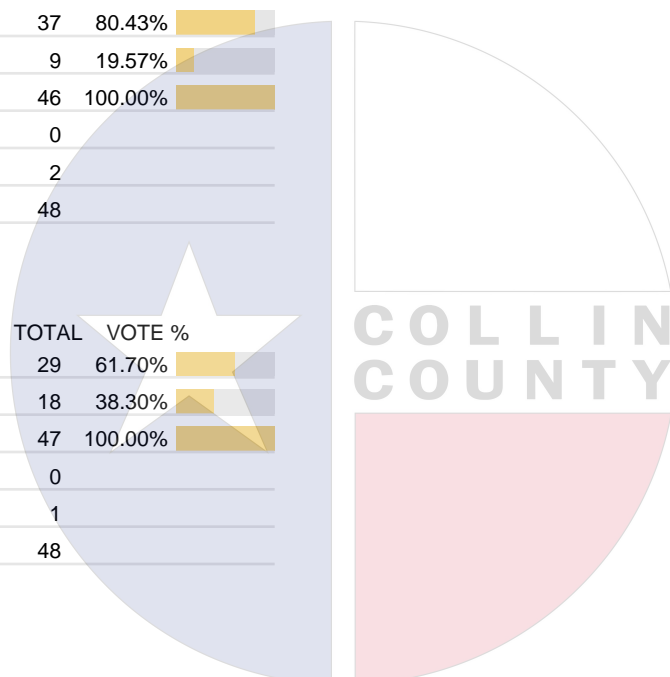
Vote For 1

	TOTAL	VOTE %	
Vikki Goodwin	37	80.43%	
Marcos Isaias Velez	9	19.57%	
Total Votes Cast	46	100.00%	
Overvotes	0		
Undervotes	2		
Contest Totals	48		

### DEM Attorney General

Vote For 1

	TOTAL	VOTE %	
Nathan Johnson	29	61.70%	
Joe Jaworski	18	38.30%	
Total Votes Cast	47	100.00%	
Overvotes	0		
Undervotes	1		
Contest Totals	48		



Collin County Seal  
 Watermark Seal for Collin County.  
 Collin County Government

**PCT 014, 167, 262**

Statistics	TOTAL
Ballots Cast - Total	706
Ballots Cast - Blank	0
Voter Turnout - Total	8.36%
Voter Turnout - Republican Party	0.00%

**REP US Senator**

Vote For 1

	TOTAL	VOTE %	
Ken Paxton	331	59.32%	
John Cornyn	227	40.68%	
Total Votes Cast	558	100.00%	
Overvotes	1		
Undervotes	2		
Contest Totals	561		

**REP Attorney General**

Vote For 1

	TOTAL	VOTE %	
Chip Roy	277	50.46%	
Mayes Middleton	272	49.54%	
Total Votes Cast	549	100.00%	
Overvotes	1		
Undervotes	11		
Contest Totals	561		

**REP Railroad Commissioner**

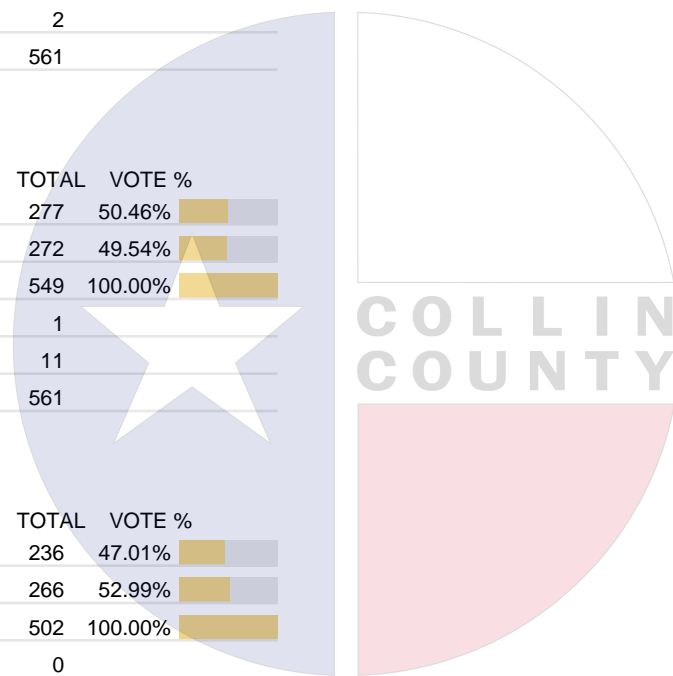
Vote For 1

	TOTAL	VOTE %	
Jim Wright	236	47.01%	
Bo French	266	52.99%	
Total Votes Cast	502	100.00%	
Overvotes	0		
Undervotes	59		
Contest Totals	561		

**REP Judge, Court of Criminal Appeals, Place 3**

Vote For 1

	TOTAL	VOTE %	
Alison Fox	198	42.86%	
Thomas Smith	264	57.14%	
Total Votes Cast	462	100.00%	
Overvotes	0		
Undervotes	99		
Contest Totals	561		






Collin County Seal  
 Watermark Seal for Collin County,  
 Collin County Government

## PCT 014, 167, 262




### REP Justice of the Peace, Precinct No. 4

Vote For 1

	TOTAL	VOTE %	
Randy Farrar	198	43.52%	
Stephen Kallas	257	56.48%	
Total Votes Cast	455	100.00%	
Overvotes	0		
Undervotes	106		
Contest Totals	561		




### DEM Lieutenant Governor

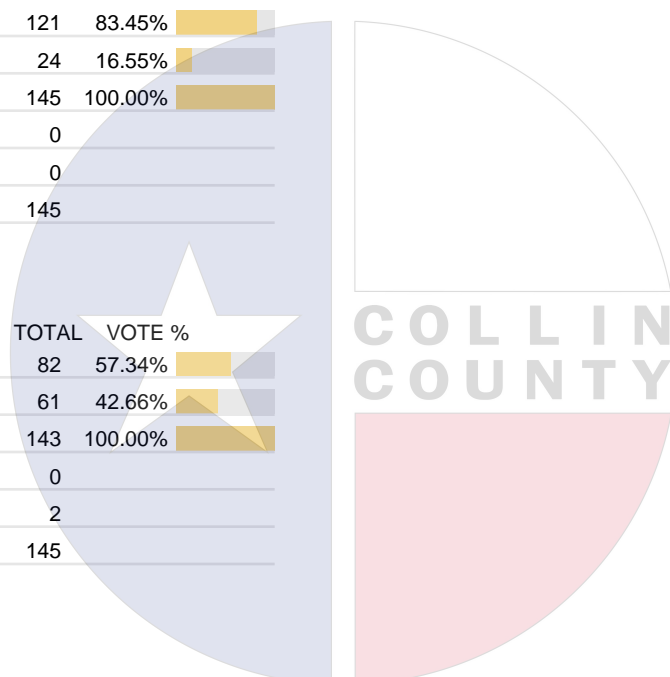
Vote For 1

	TOTAL	VOTE %	
Vikki Goodwin	121	83.45%	
Marcos Isaias Velez	24	16.55%	
Total Votes Cast	145	100.00%	
Overvotes	0		
Undervotes	0		
Contest Totals	145		

### DEM Attorney General

Vote For 1

	TOTAL	VOTE %	
Nathan Johnson	82	57.34%	
Joe Jaworski	61	42.66%	
Total Votes Cast	143	100.00%	
Overvotes	0		
Undervotes	2		
Contest Totals	145		



Collin County Seal  
 Watermark Seal for Collin County.  
 Collin County Government

**PCT 015, 049, 067, 070, 071**

Statistics	TOTAL
Ballots Cast - Total	1,431
Ballots Cast - Blank	0
Voter Turnout - Total	13.71%
Voter Turnout - Republican Party	0.00%

**REP US Senator**

Vote For 1

	TOTAL	VOTE %	
Ken Paxton	637	56.47%	
John Cornyn	491	43.53%	
Total Votes Cast	1,128	100.00%	
Overvotes	1		
Undervotes	5		
Contest Totals	1,134		

**REP Attorney General**

Vote For 1

	TOTAL	VOTE %	
Chip Roy	568	50.99%	
Mayes Middleton	546	49.01%	
Total Votes Cast	1,114	100.00%	
Overvotes	0		
Undervotes	20		
Contest Totals	1,134		

**REP Railroad Commissioner**

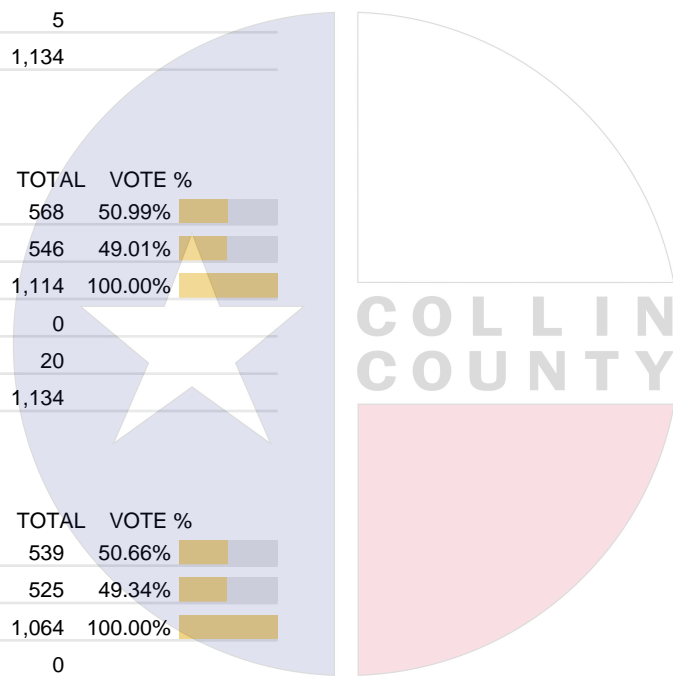
Vote For 1

	TOTAL	VOTE %	
Jim Wright	539	50.66%	
Bo French	525	49.34%	
Total Votes Cast	1,064	100.00%	
Overvotes	0		
Undervotes	70		
Contest Totals	1,134		

**REP Judge, Court of Criminal Appeals, Place 3**

Vote For 1

	TOTAL	VOTE %	
Alison Fox	449	44.94%	
Thomas Smith	550	55.06%	
Total Votes Cast	999	100.00%	
Overvotes	0		
Undervotes	135		
Contest Totals	1,134		



Collin County Seal  
 Watermark Seal for Collin County,  
 Collin County Government

**PCT 015, 049, 067, 070, 071**

**DEM Lieutenant Governor**

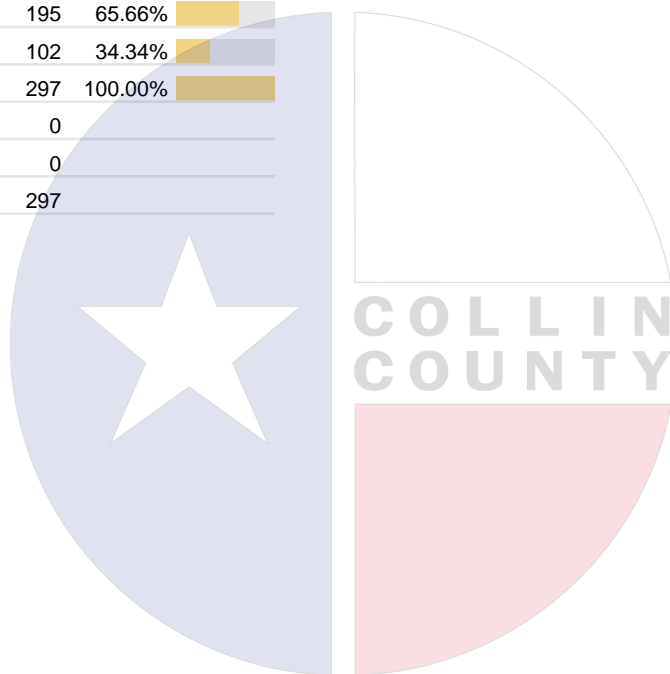
Vote For 1

	TOTAL	VOTE %	
Vikki Goodwin	249	84.41%	
Marcos Isaias Velez	46	15.59%	
Total Votes Cast	295	100.00%	
Overvotes	0		
Undervotes	2		
Contest Totals	297		

**DEM Attorney General**

Vote For 1

	TOTAL	VOTE %	
Nathan Johnson	195	65.66%	
Joe Jaworski	102	34.34%	
Total Votes Cast	297	100.00%	
Overvotes	0		
Undervotes	0		
Contest Totals	297		



Collin County Seal  
 Watermark Seal for Collin County.  
 Collin County Government

**PCT 016, 216, 251**

Statistics	TOTAL
Ballots Cast - Total	961
Ballots Cast - Blank	0
Voter Turnout - Total	9.35%
Voter Turnout - Republican Party	0.00%

**REP US Senator**

Vote For 1

	TOTAL	VOTE %	
Ken Paxton	604	70.15%	
John Cornyn	257	29.85%	
Total Votes Cast	861	100.00%	
Overvotes	0		
Undervotes	1		
Contest Totals	862		

**REP Attorney General**

Vote For 1

	TOTAL	VOTE %	
Chip Roy	386	45.63%	
Mayes Middleton	460	54.37%	
Total Votes Cast	846	100.00%	
Overvotes	0		
Undervotes	16		
Contest Totals	862		

**REP Railroad Commissioner**

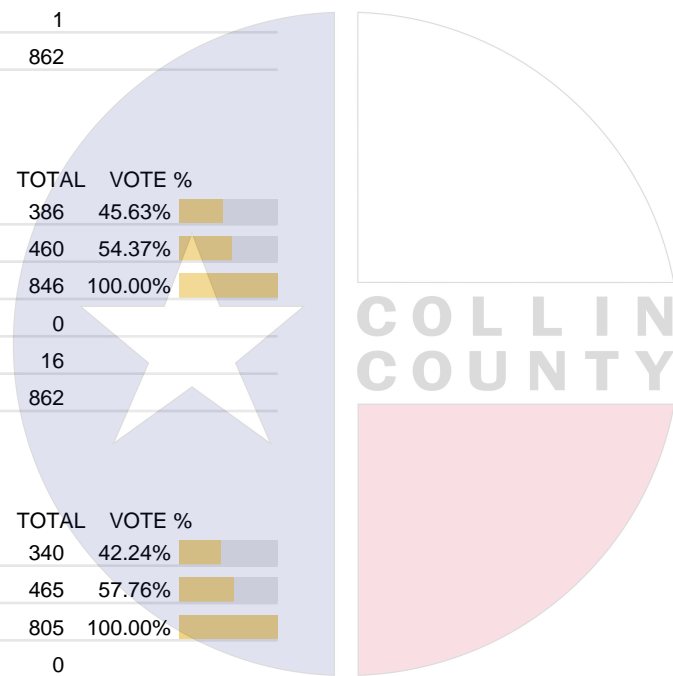
Vote For 1

	TOTAL	VOTE %	
Jim Wright	340	42.24%	
Bo French	465	57.76%	
Total Votes Cast	805	100.00%	
Overvotes	0		
Undervotes	57		
Contest Totals	862		

**REP Judge, Court of Criminal Appeals, Place 3**

Vote For 1

	TOTAL	VOTE %	
Alison Fox	270	35.76%	
Thomas Smith	485	64.24%	
Total Votes Cast	755	100.00%	
Overvotes	2		
Undervotes	105		
Contest Totals	862		



Collin County Seal  
 Watermark Seal for Collin County,  
 Collin County Government

## PCT 016, 216, 251

### DEM Lieutenant Governor

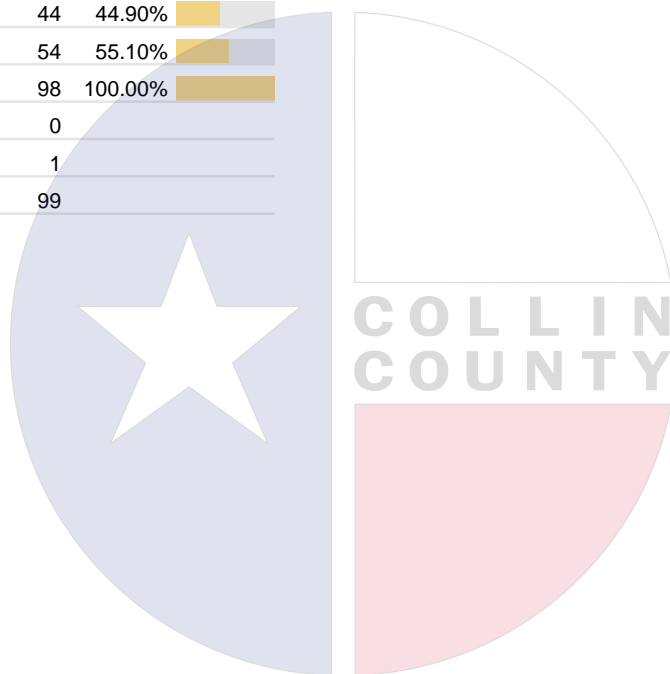
Vote For 1

	TOTAL	VOTE %	
Vikki Goodwin	78	78.79%	
Marcos Isaias Velez	21	21.21%	
Total Votes Cast	99	100.00%	
Overvotes	0		
Undervotes	0		
Contest Totals	99		

### DEM Attorney General

Vote For 1

	TOTAL	VOTE %	
Nathan Johnson	44	44.90%	
Joe Jaworski	54	55.10%	
Total Votes Cast	98	100.00%	
Overvotes	0		
Undervotes	1		
Contest Totals	99		



Collin County Seal  
 Watermark Seal for Collin County.  
 Collin County Government

**PCT 017, 162, 187, 249**

Statistics	TOTAL
Ballots Cast - Total	899
Ballots Cast - Blank	0
Voter Turnout - Total	7.55%
Voter Turnout - Republican Party	0.00%

**REP US Senator**

Vote For 1

	TOTAL	VOTE %	
Ken Paxton	552	73.80%	
John Cornyn	196	26.20%	
Total Votes Cast	748	100.00%	
Overvotes	0		
Undervotes	5		
Contest Totals	753		

**REP Attorney General**

Vote For 1

	TOTAL	VOTE %	
Chip Roy	308	41.45%	
Mayes Middleton	435	58.55%	
Total Votes Cast	743	100.00%	
Overvotes	0		
Undervotes	10		
Contest Totals	753		

**REP Railroad Commissioner**

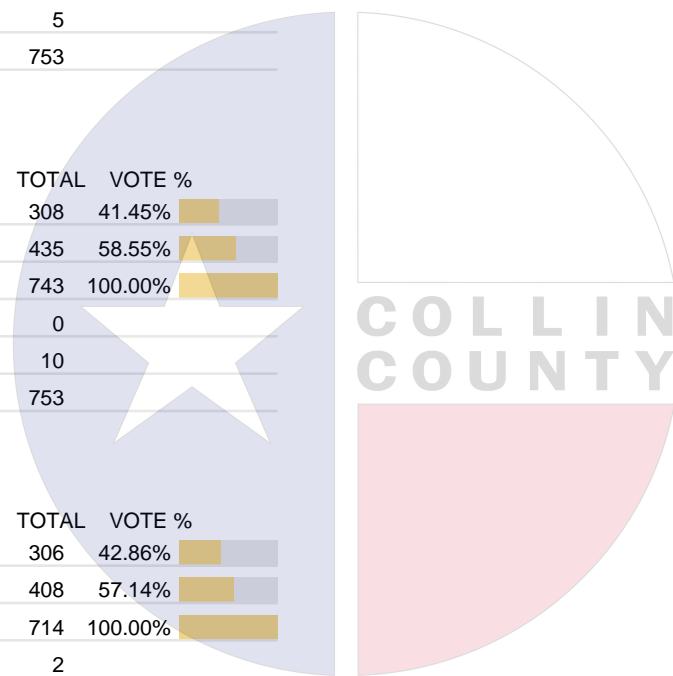
Vote For 1

	TOTAL	VOTE %	
Jim Wright	306	42.86%	
Bo French	408	57.14%	
Total Votes Cast	714	100.00%	
Overvotes	2		
Undervotes	37		
Contest Totals	753		

**REP Judge, Court of Criminal Appeals, Place 3**

Vote For 1

	TOTAL	VOTE %	
Alison Fox	246	36.18%	
Thomas Smith	434	63.82%	
Total Votes Cast	680	100.00%	
Overvotes	0		
Undervotes	73		
Contest Totals	753		



Collin County Seal  
 Watermark Seal for Collin County,  
 Collin County Government

**PCT 017, 162, 187, 249**

**DEM Lieutenant Governor**

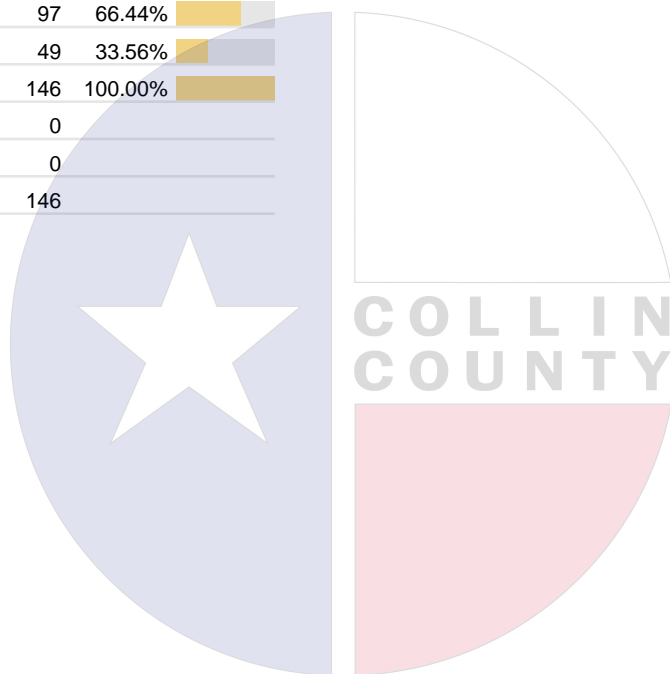
Vote For 1

	TOTAL	VOTE %	
Vikki Goodwin	109	75.17%	
Marcos Isaias Velez	36	24.83%	
Total Votes Cast	145	100.00%	
Overvotes	0		
Undervotes	1		
Contest Totals	146		

**DEM Attorney General**

Vote For 1

	TOTAL	VOTE %	
Nathan Johnson	97	66.44%	
Joe Jaworski	49	33.56%	
Total Votes Cast	146	100.00%	
Overvotes	0		
Undervotes	0		
Contest Totals	146		



Collin County Seal  
 Watermark Seal for Collin County.  
 Collin County Government

**PCT 018, 093, 183, 201**

Statistics	TOTAL
Ballots Cast - Total	229
Ballots Cast - Blank	0
Voter Turnout - Total	14.50%
Voter Turnout - Republican Party	0.00%

**REP US Senator**

Vote For 1

	TOTAL	VOTE %	
Ken Paxton	178	81.28%	
John Cornyn	41	18.72%	
Total Votes Cast	219	100.00%	
Overvotes	0		
Undervotes	1		
Contest Totals	220		

**REP Attorney General**

Vote For 1

	TOTAL	VOTE %	
Chip Roy	89	41.59%	
Mayes Middleton	125	58.41%	
Total Votes Cast	214	100.00%	
Overvotes	0		
Undervotes	6		
Contest Totals	220		

**REP Railroad Commissioner**

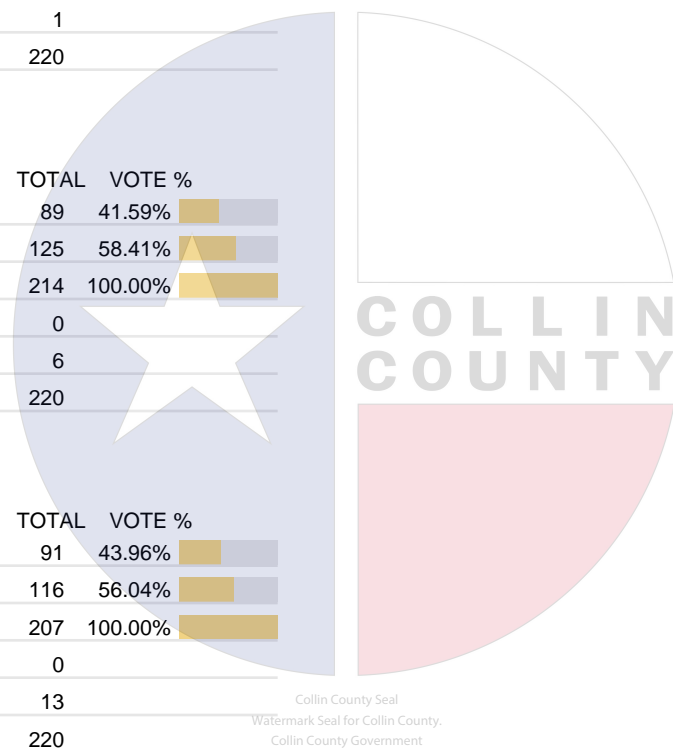
Vote For 1

	TOTAL	VOTE %	
Jim Wright	91	43.96%	
Bo French	116	56.04%	
Total Votes Cast	207	100.00%	
Overvotes	0		
Undervotes	13		
Contest Totals	220		

**REP Judge, Court of Criminal Appeals, Place 3**

Vote For 1

	TOTAL	VOTE %	
Alison Fox	60	31.75%	
Thomas Smith	129	68.25%	
Total Votes Cast	189	100.00%	
Overvotes	0		
Undervotes	31		
Contest Totals	220		



Collin County Seal  
 Watermark Seal for Collin County,  
 Collin County Government

**PCT 018, 093, 183, 201**

**DEM Lieutenant Governor**

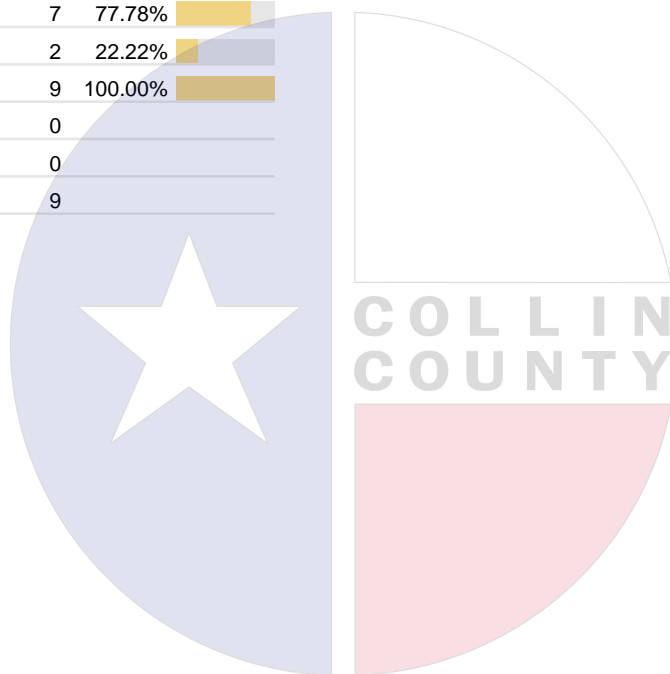
Vote For 1

	TOTAL	VOTE %	
Vikki Goodwin	8	88.89%	
Marcos Isaias Velez	1	11.11%	
Total Votes Cast	9	100.00%	
Overvotes	0		
Undervotes	0		
Contest Totals	9		

**DEM Attorney General**

Vote For 1

	TOTAL	VOTE %	
Nathan Johnson	7	77.78%	
Joe Jaworski	2	22.22%	
Total Votes Cast	9	100.00%	
Overvotes	0		
Undervotes	0		
Contest Totals	9		



Collin County Seal  
 Watermark Seal for Collin County.  
 Collin County Government

**PCT 019, 031, 065**

Statistics	TOTAL
Ballots Cast - Total	761
Ballots Cast - Blank	1
Voter Turnout - Total	15.80%
Voter Turnout - Republican Party	0.00%

**REP US Senator**

Vote For 1

	TOTAL	VOTE %	
Ken Paxton	381	60.38%	
John Cornyn	250	39.62%	
Total Votes Cast	631	100.00%	
Overvotes	0		
Undervotes	0		
Contest Totals	631		

**REP Attorney General**

Vote For 1

	TOTAL	VOTE %	
Chip Roy	341	55.36%	
Mayes Middleton	275	44.64%	
Total Votes Cast	616	100.00%	
Overvotes	0		
Undervotes	15		
Contest Totals	631		

**REP Railroad Commissioner**

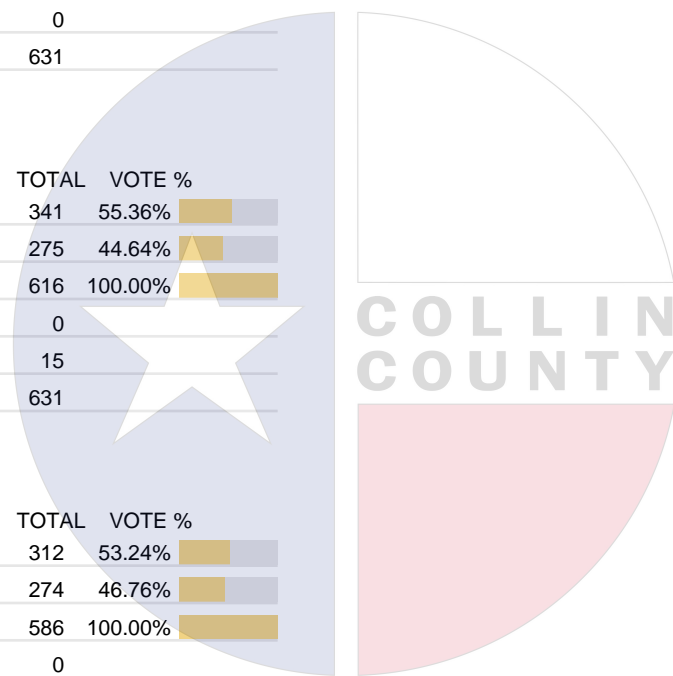
Vote For 1

	TOTAL	VOTE %	
Jim Wright	312	53.24%	
Bo French	274	46.76%	
Total Votes Cast	586	100.00%	
Overvotes	0		
Undervotes	45		
Contest Totals	631		

**REP Judge, Court of Criminal Appeals, Place 3**

Vote For 1

	TOTAL	VOTE %	
Alison Fox	222	41.42%	
Thomas Smith	314	58.58%	
Total Votes Cast	536	100.00%	
Overvotes	0		
Undervotes	95		
Contest Totals	631		



Collin County Seal  
 Watermark Seal for Collin County,  
 Collin County Government

**PCT 019, 031, 065**

**DEM Lieutenant Governor**

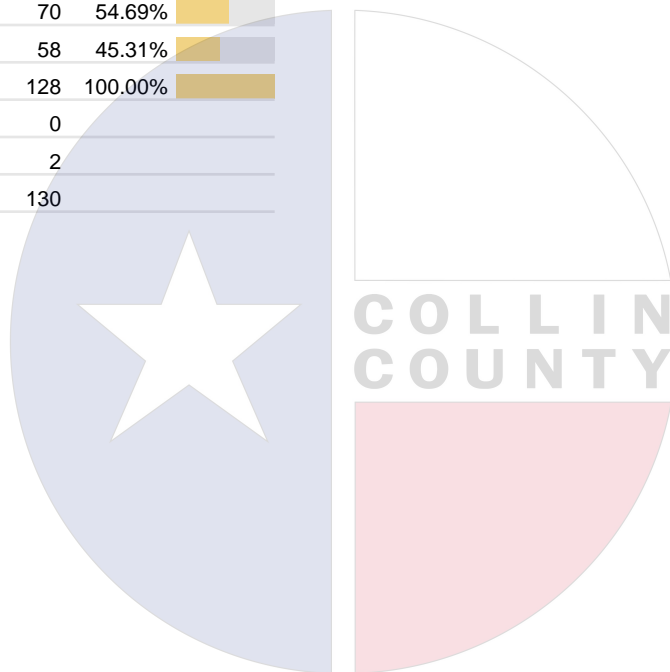
Vote For 1

	TOTAL	VOTE %	
Vikki Goodwin	109	84.50%	
Marcos Isaias Velez	20	15.50%	
Total Votes Cast	129	100.00%	
Overvotes	0		
Undervotes	1		
Contest Totals	130		

**DEM Attorney General**

Vote For 1

	TOTAL	VOTE %	
Nathan Johnson	70	54.69%	
Joe Jaworski	58	45.31%	
Total Votes Cast	128	100.00%	
Overvotes	0		
Undervotes	2		
Contest Totals	130		



Collin County Seal  
 Watermark Seal for Collin County.  
 Collin County Government

## PCT 020, 160, 161

Statistics	TOTAL
Ballots Cast - Total	385
Ballots Cast - Blank	1
Voter Turnout - Total	11.17%
Voter Turnout - Republican Party	0.00%

### REP US Senator

Vote For 1

	TOTAL	VOTE %
Ken Paxton	250	73.53%
John Cornyn	90	26.47%
Total Votes Cast	340	100.00%
Overvotes	0	
Undervotes	0	
Contest Totals	340	

### REP Attorney General

Vote For 1

	TOTAL	VOTE %
Chip Roy	182	53.85%
Mayes Middleton	156	46.15%
Total Votes Cast	338	100.00%
Overvotes	0	
Undervotes	2	
Contest Totals	340	

### REP Railroad Commissioner

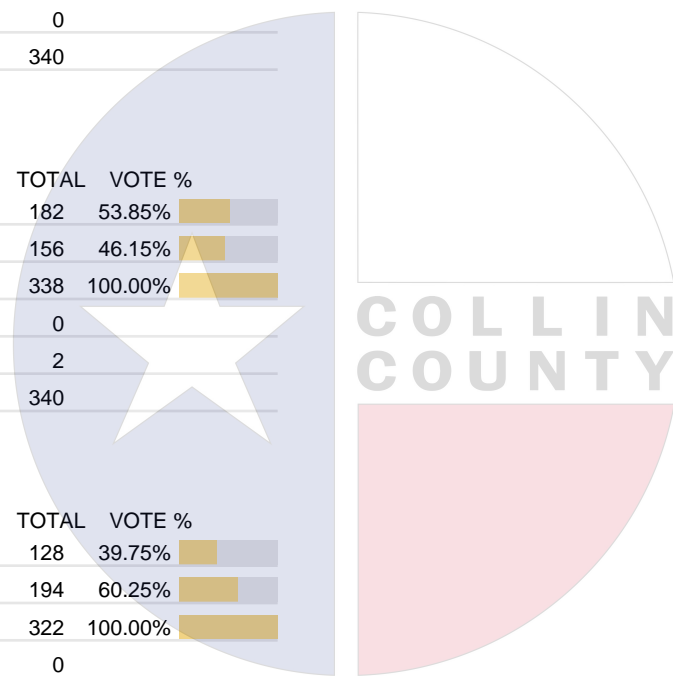
Vote For 1

	TOTAL	VOTE %
Jim Wright	128	39.75%
Bo French	194	60.25%
Total Votes Cast	322	100.00%
Overvotes	0	
Undervotes	18	
Contest Totals	340	

### REP Judge, Court of Criminal Appeals, Place 3

Vote For 1

	TOTAL	VOTE %
Alison Fox	122	40.13%
Thomas Smith	182	59.87%
Total Votes Cast	304	100.00%
Overvotes	0	
Undervotes	36	
Contest Totals	340	



Collin County Seal  
 Watermark Seal for Collin County,  
 Collin County Government

## PCT 020, 160, 161

### DEM Lieutenant Governor

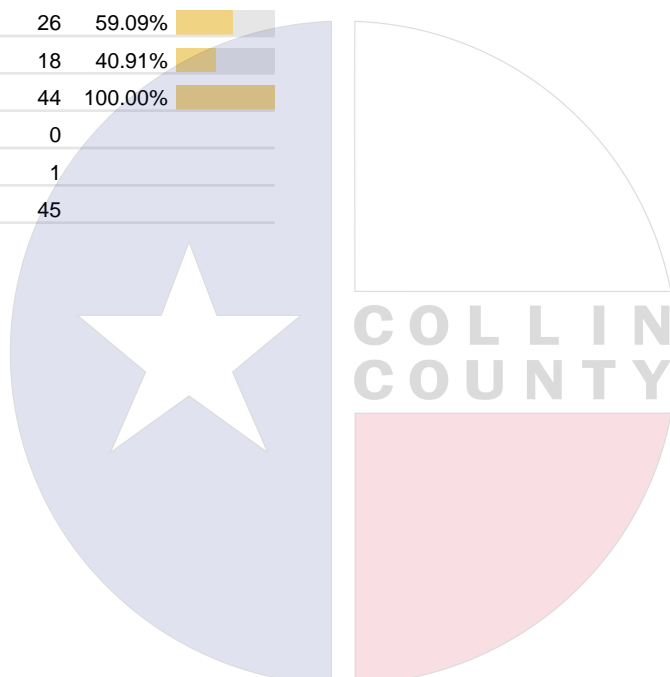
Vote For 1

	TOTAL	VOTE %	
Vikki Goodwin	40	90.91%	
Marcos Isaias Velez	4	9.09%	
Total Votes Cast	44	100.00%	
Overvotes	0		
Undervotes	1		
Contest Totals	45		

### DEM Attorney General

Vote For 1

	TOTAL	VOTE %	
Nathan Johnson	26	59.09%	
Joe Jaworski	18	40.91%	
Total Votes Cast	44	100.00%	
Overvotes	0		
Undervotes	1		
Contest Totals	45		



Collin County Seal  
 Watermark Seal for Collin County.  
 Collin County Government

**PCT 021, 051, 152**

Statistics	TOTAL
Ballots Cast - Total	757
Ballots Cast - Blank	1
Voter Turnout - Total	11.65%
Voter Turnout - Republican Party	0.00%

**REP US Senator**

Vote For 1

	TOTAL	VOTE %	
Ken Paxton	361	61.08%	
John Cornyn	230	38.92%	
Total Votes Cast	591	100.00%	
Overvotes	0		
Undervotes	2		
Contest Totals	593		

**REP Attorney General**

Vote For 1

	TOTAL	VOTE %	
Chip Roy	317	54.75%	
Mayes Middleton	262	45.25%	
Total Votes Cast	579	100.00%	
Overvotes	0		
Undervotes	14		
Contest Totals	593		

**REP Railroad Commissioner**

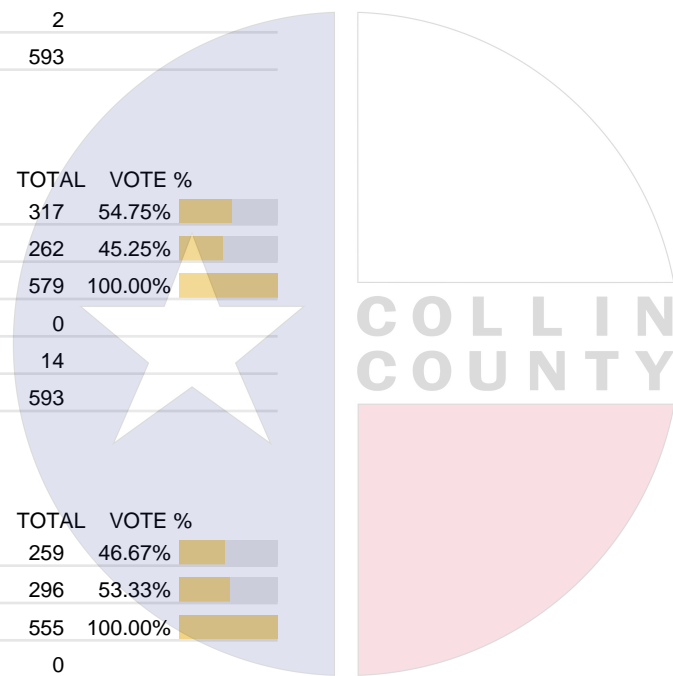
Vote For 1

	TOTAL	VOTE %	
Jim Wright	259	46.67%	
Bo French	296	53.33%	
Total Votes Cast	555	100.00%	
Overvotes	0		
Undervotes	38		
Contest Totals	593		

**REP Judge, Court of Criminal Appeals, Place 3**

Vote For 1

	TOTAL	VOTE %	
Alison Fox	219	42.94%	
Thomas Smith	291	57.06%	
Total Votes Cast	510	100.00%	
Overvotes	0		
Undervotes	83		
Contest Totals	593		



Collin County Seal  
 Watermark Seal for Collin County,  
 Collin County Government

## PCT 021, 051, 152

### DEM Lieutenant Governor

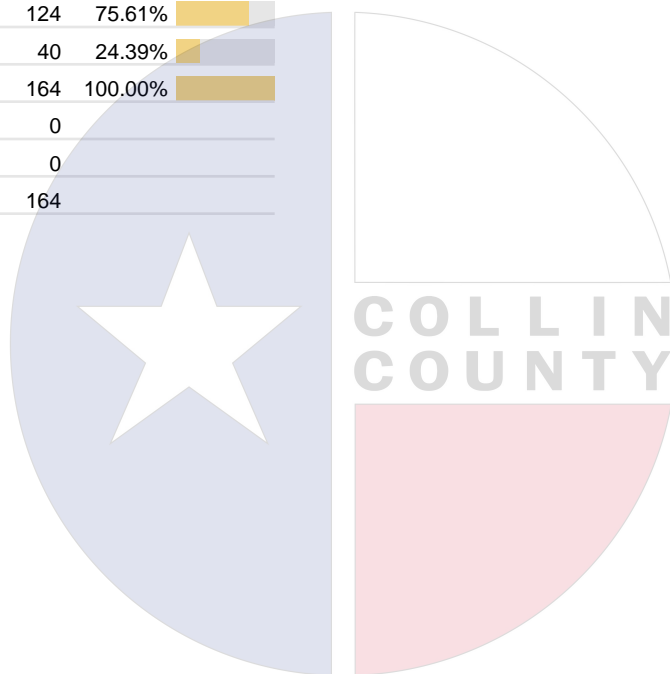
Vote For 1

	TOTAL	VOTE %	
Vikki Goodwin	146	89.02%	
Marcos Isaias Velez	18	10.98%	
Total Votes Cast	164	100.00%	
Overvotes	0		
Undervotes	0		
Contest Totals	164		

### DEM Attorney General

Vote For 1

	TOTAL	VOTE %	
Nathan Johnson	124	75.61%	
Joe Jaworski	40	24.39%	
Total Votes Cast	164	100.00%	
Overvotes	0		
Undervotes	0		
Contest Totals	164		



Collin County Seal  
 Watermark Seal for Collin County.  
 Collin County Government

**PCT 022, 154, 260, 270**

Statistics	TOTAL
Ballots Cast - Total	1,031
Ballots Cast - Blank	0
Voter Turnout - Total	11.16%
Voter Turnout - Republican Party	0.00%

**REP US Senator**

Vote For 1

	TOTAL	VOTE %	
Ken Paxton	693	72.79%	
John Cornyn	259	27.21%	
Total Votes Cast	952	100.00%	
Overvotes	0		
Undervotes	1		
Contest Totals	953		

**REP Attorney General**

Vote For 1

	TOTAL	VOTE %	
Chip Roy	406	43.10%	
Mayes Middleton	536	56.90%	
Total Votes Cast	942	100.00%	
Overvotes	0		
Undervotes	11		
Contest Totals	953		

**REP Railroad Commissioner**

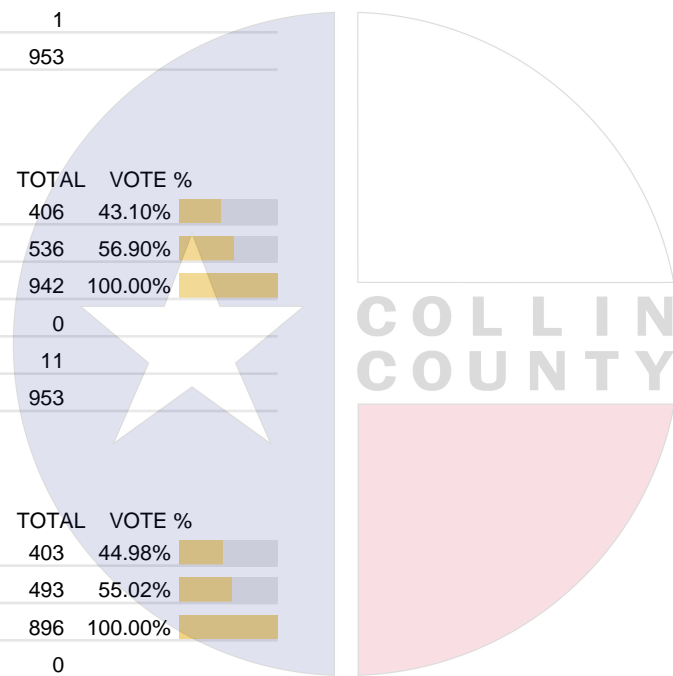
Vote For 1

	TOTAL	VOTE %	
Jim Wright	403	44.98%	
Bo French	493	55.02%	
Total Votes Cast	896	100.00%	
Overvotes	0		
Undervotes	57		
Contest Totals	953		

**REP Judge, Court of Criminal Appeals, Place 3**

Vote For 1

	TOTAL	VOTE %	
Alison Fox	310	37.35%	
Thomas Smith	520	62.65%	
Total Votes Cast	830	100.00%	
Overvotes	0		
Undervotes	123		
Contest Totals	953		



Collin County Seal  
 Watermark Seal for Collin County,  
 Collin County Government

## PCT 022, 154, 260, 270

### REP Justice of the Peace, Precinct No. 4

Vote For 1

	TOTAL	VOTE %	
Randy Farrar	352	43.40%	
Stephen Kallas	459	56.60%	
Total Votes Cast	811	100.00%	
Overvotes	0		
Undervotes	142		
Contest Totals	953		

### DEM Lieutenant Governor

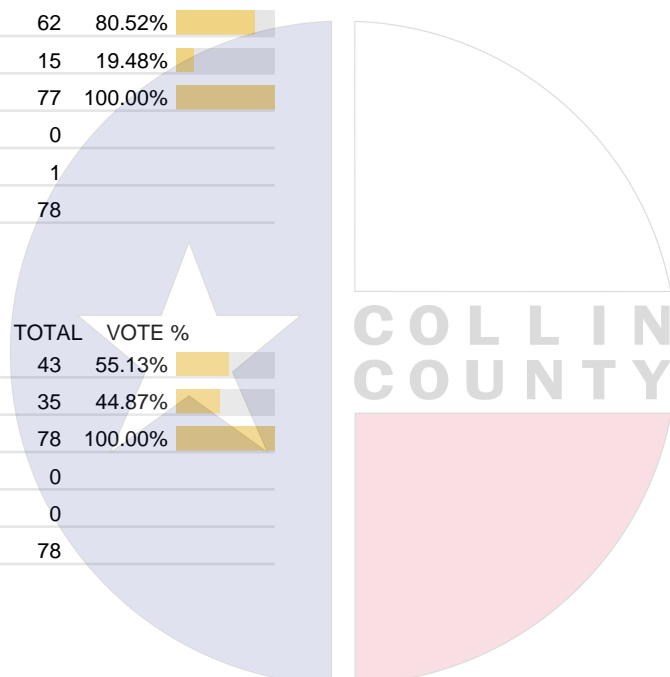
Vote For 1

	TOTAL	VOTE %	
Vikki Goodwin	62	80.52%	
Marcos Isaias Velez	15	19.48%	
Total Votes Cast	77	100.00%	
Overvotes	0		
Undervotes	1		
Contest Totals	78		

### DEM Attorney General

Vote For 1

	TOTAL	VOTE %	
Nathan Johnson	43	55.13%	
Joe Jaworski	35	44.87%	
Total Votes Cast	78	100.00%	
Overvotes	0		
Undervotes	0		
Contest Totals	78		



Collin County Seal  
 Watermark Seal for Collin County.  
 Collin County Government

**PCT 023, 046, 068, 268**

Statistics	TOTAL
Ballots Cast - Total	575
Ballots Cast - Blank	0
Voter Turnout - Total	6.66%
Voter Turnout - Republican Party	0.00%

**REP US Senator**

Vote For 1

	TOTAL	VOTE %	
Ken Paxton	249	63.85%	
John Cornyn	141	36.15%	
Total Votes Cast	390	100.00%	
Overvotes	0		
Undervotes	3		
Contest Totals	393		

**REP Attorney General**

Vote For 1

	TOTAL	VOTE %	
Chip Roy	193	50.39%	
Mayes Middleton	190	49.61%	
Total Votes Cast	383	100.00%	
Overvotes	0		
Undervotes	10		
Contest Totals	393		

**REP Railroad Commissioner**

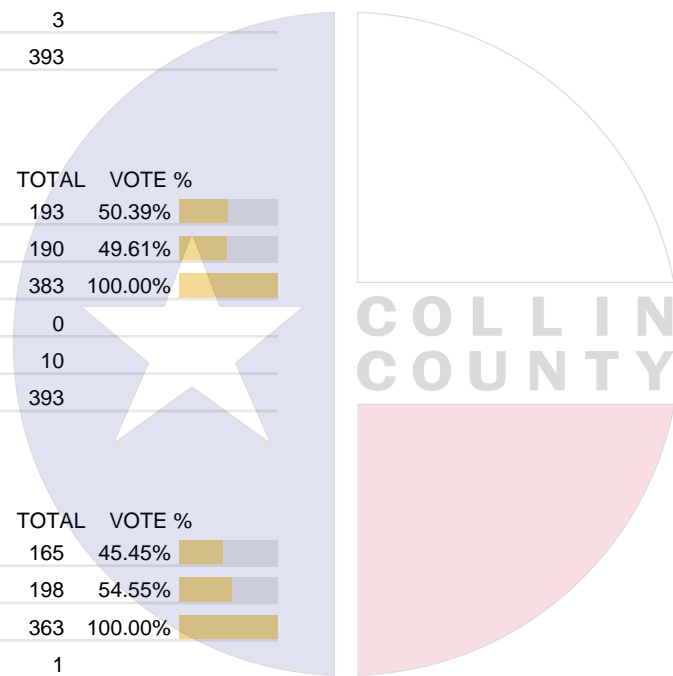
Vote For 1

	TOTAL	VOTE %	
Jim Wright	165	45.45%	
Bo French	198	54.55%	
Total Votes Cast	363	100.00%	
Overvotes	1		
Undervotes	29		
Contest Totals	393		

**REP Judge, Court of Criminal Appeals, Place 3**

Vote For 1

	TOTAL	VOTE %	
Alison Fox	147	42.61%	
Thomas Smith	198	57.39%	
Total Votes Cast	345	100.00%	
Overvotes	0		
Undervotes	48		
Contest Totals	393		



Collin County Seal  
 Watermark Seal for Collin County,  
 Collin County Government

**PCT 023, 046, 068, 268**

**DEM Lieutenant Governor**

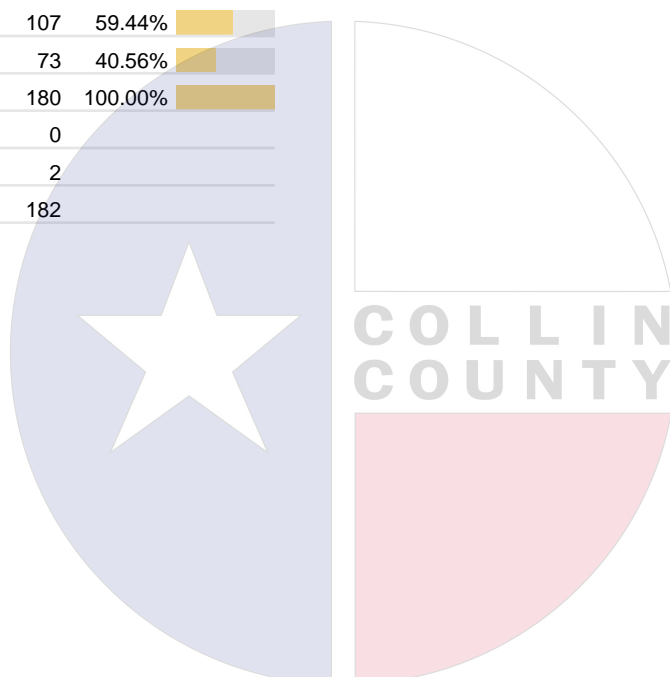
Vote For 1

	TOTAL	VOTE %	
Vikki Goodwin	125	69.06%	
Marcos Isaias Velez	56	30.94%	
Total Votes Cast	181	100.00%	
Overvotes	0		
Undervotes	1		
Contest Totals	182		

**DEM Attorney General**

Vote For 1

	TOTAL	VOTE %	
Nathan Johnson	107	59.44%	
Joe Jaworski	73	40.56%	
Total Votes Cast	180	100.00%	
Overvotes	0		
Undervotes	2		
Contest Totals	182		



Collin County Seal  
 Watermark Seal for Collin County.  
 Collin County Government

**PCT 024, 084, 104, 132**

Statistics	TOTAL
Ballots Cast - Total	927
Ballots Cast - Blank	1
Voter Turnout - Total	9.71%
Voter Turnout - Republican Party	0.00%

**REP US Senator**

Vote For 1

	TOTAL	VOTE %
Ken Paxton	350	50.22%
John Cornyn	347	49.78%
Total Votes Cast	697	100.00%
Overvotes	3	
Undervotes	1	
Contest Totals	701	

**REP Attorney General**

Vote For 1

	TOTAL	VOTE %
Chip Roy	352	52.23%
Mayes Middleton	322	47.77%
Total Votes Cast	674	100.00%
Overvotes	3	
Undervotes	24	
Contest Totals	701	

**REP Railroad Commissioner**

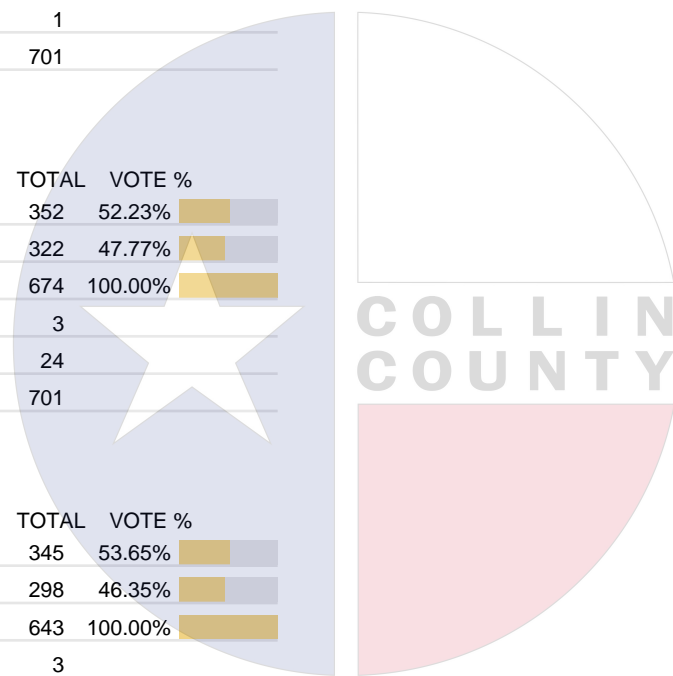
Vote For 1

	TOTAL	VOTE %
Jim Wright	345	53.65%
Bo French	298	46.35%
Total Votes Cast	643	100.00%
Overvotes	3	
Undervotes	55	
Contest Totals	701	

**REP Judge, Court of Criminal Appeals, Place 3**

Vote For 1

	TOTAL	VOTE %
Alison Fox	270	46.08%
Thomas Smith	316	53.92%
Total Votes Cast	586	100.00%
Overvotes	3	
Undervotes	112	
Contest Totals	701	



Collin County Seal  
 Watermark Seal for Collin County,  
 Collin County Government

**PCT 024, 084, 104, 132**

**DEM Lieutenant Governor**

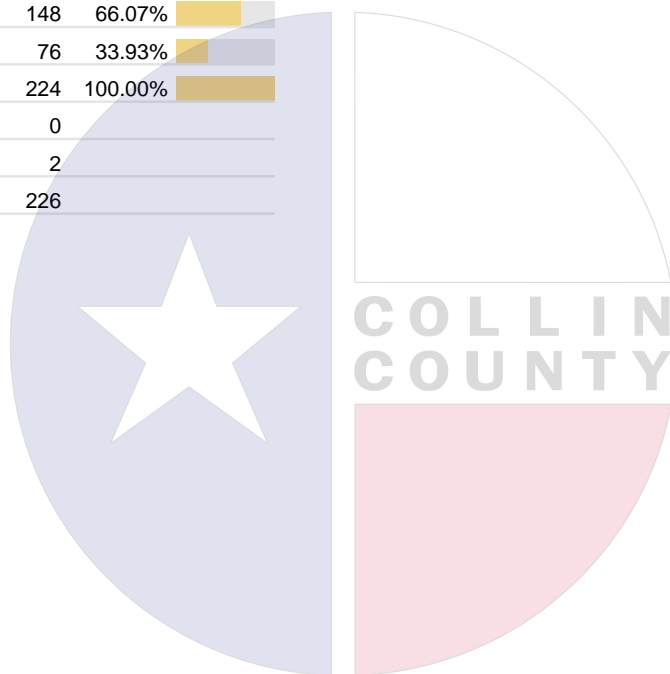
Vote For 1

	TOTAL	VOTE %	
Vikki Goodwin	183	81.70%	
Marcos Isaias Velez	41	18.30%	
Total Votes Cast	224	100.00%	
Overvotes	0		
Undervotes	2		
Contest Totals	226		

**DEM Attorney General**

Vote For 1

	TOTAL	VOTE %	
Nathan Johnson	148	66.07%	
Joe Jaworski	76	33.93%	
Total Votes Cast	224	100.00%	
Overvotes	0		
Undervotes	2		
Contest Totals	226		



Collin County Seal  
 Watermark Seal for Collin County.  
 Collin County Government

**PCT 025, 144, 166, 210, 241**

**Statistics**

	TOTAL
Ballots Cast - Total	1,650
Ballots Cast - Blank	3
Voter Turnout - Total	11.22%
Voter Turnout - Republican Party	0.00%

**REP US Senator**

Vote For 1

	TOTAL	VOTE %
Ken Paxton	956	68.43%
John Cornyn	441	31.57%
Total Votes Cast	1,397	100.00%
Overvotes	0	
Undervotes	8	
Contest Totals	1,405	

**REP Attorney General**

Vote For 1

	TOTAL	VOTE %
Chip Roy	697	50.69%
Mayes Middleton	678	49.31%
Total Votes Cast	1,375	100.00%
Overvotes	0	
Undervotes	30	
Contest Totals	1,405	

**REP Railroad Commissioner**

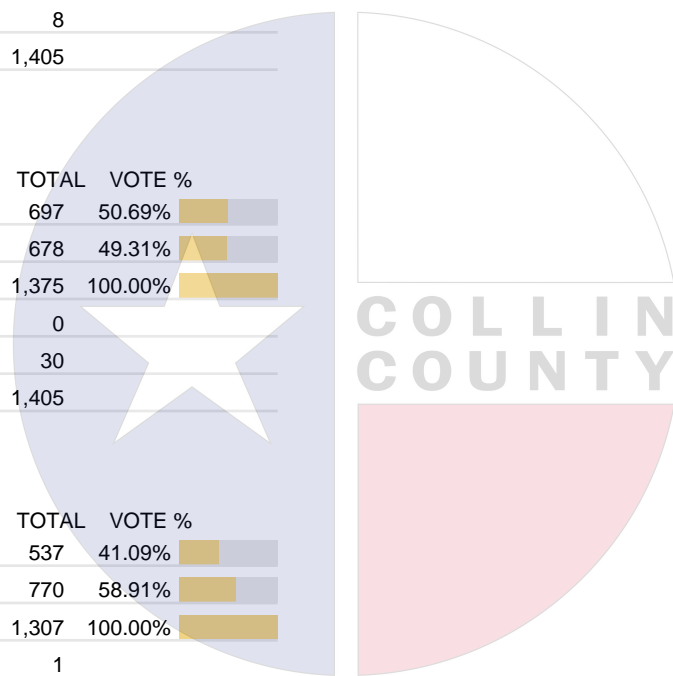
Vote For 1

	TOTAL	VOTE %
Jim Wright	537	41.09%
Bo French	770	58.91%
Total Votes Cast	1,307	100.00%
Overvotes	1	
Undervotes	97	
Contest Totals	1,405	

**REP Judge, Court of Criminal Appeals, Place 3**

Vote For 1

	TOTAL	VOTE %
Alison Fox	446	35.85%
Thomas Smith	798	64.15%
Total Votes Cast	1,244	100.00%
Overvotes	1	
Undervotes	160	
Contest Totals	1,405	



Collin County Seal  
 Watermark Seal for Collin County,  
 Collin County Government

**PCT 025, 144, 166, 210, 241**

**DEM Lieutenant Governor**

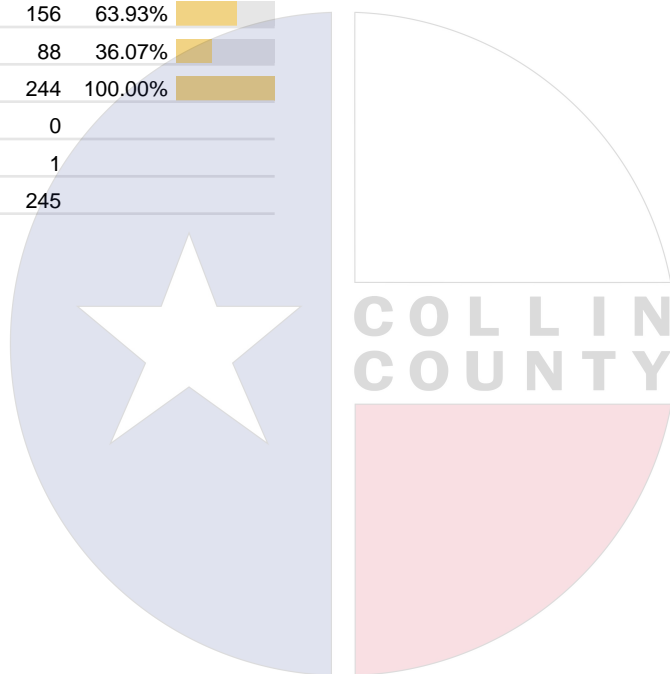
Vote For 1

	TOTAL	VOTE %	
Vikki Goodwin	190	77.87%	
Marcos Isaias Velez	54	22.13%	
Total Votes Cast	244	100.00%	
Overvotes	0		
Undervotes	1		
Contest Totals	245		

**DEM Attorney General**

Vote For 1

	TOTAL	VOTE %	
Nathan Johnson	156	63.93%	
Joe Jaworski	88	36.07%	
Total Votes Cast	244	100.00%	
Overvotes	0		
Undervotes	1		
Contest Totals	245		



Collin County Seal  
 Watermark Seal for Collin County.  
 Collin County Government

**PCT 026, 072, 138**

Statistics	TOTAL
Ballots Cast - Total	699
Ballots Cast - Blank	0
Voter Turnout - Total	12.77%
Voter Turnout - Republican Party	0.00%

**REP US Senator**

Vote For 1

	TOTAL	VOTE %	
Ken Paxton	283	50.90%	
John Cornyn	273	49.10%	
Total Votes Cast	556	100.00%	
Overvotes	0		
Undervotes	4		
Contest Totals	560		

**REP Attorney General**

Vote For 1

	TOTAL	VOTE %	
Chip Roy	278	51.67%	
Mayes Middleton	260	48.33%	
Total Votes Cast	538	100.00%	
Overvotes	0		
Undervotes	22		
Contest Totals	560		

**REP Railroad Commissioner**

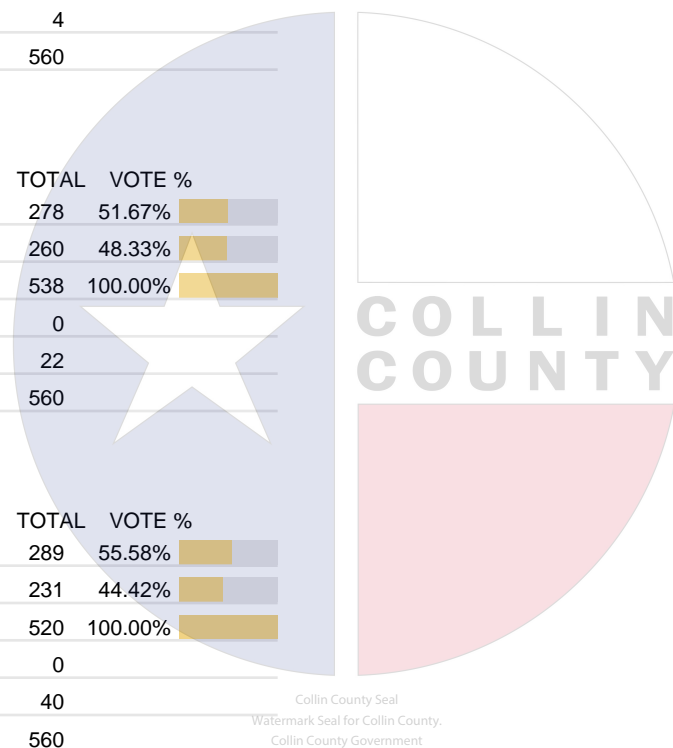
Vote For 1

	TOTAL	VOTE %	
Jim Wright	289	55.58%	
Bo French	231	44.42%	
Total Votes Cast	520	100.00%	
Overvotes	0		
Undervotes	40		
Contest Totals	560		

**REP Judge, Court of Criminal Appeals, Place 3**

Vote For 1

	TOTAL	VOTE %	
Alison Fox	202	42.17%	
Thomas Smith	277	57.83%	
Total Votes Cast	479	100.00%	
Overvotes	0		
Undervotes	81		
Contest Totals	560		



**PCT 026, 072, 138**

**DEM Lieutenant Governor**

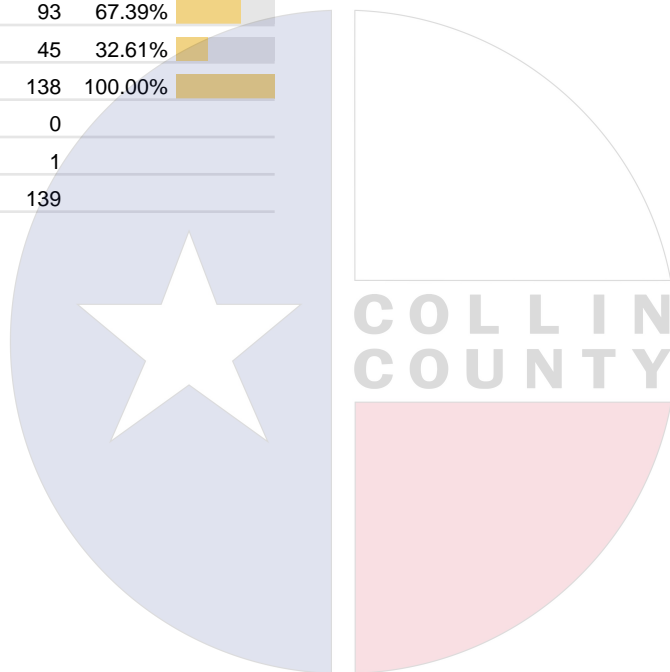
Vote For 1

	TOTAL	VOTE %	
Vikki Goodwin	113	81.30%	
Marcos Isaias Velez	26	18.70%	
Total Votes Cast	139	100.00%	
Overvotes	0		
Undervotes	0		
Contest Totals	139		

**DEM Attorney General**

Vote For 1

	TOTAL	VOTE %	
Nathan Johnson	93	67.39%	
Joe Jaworski	45	32.61%	
Total Votes Cast	138	100.00%	
Overvotes	0		
Undervotes	1		
Contest Totals	139		



Collin County Seal  
 Watermark Seal for Collin County.  
 Collin County Government

**PCT 027, 174, 196**

Statistics	TOTAL
Ballots Cast - Total	744
Ballots Cast - Blank	0
Voter Turnout - Total	7.92%
Voter Turnout - Republican Party	0.00%

**REP US Senator**

Vote For 1

	TOTAL	VOTE %
Ken Paxton	429	69.31%
John Cornyn	190	30.69%
Total Votes Cast	619	100.00%
Overvotes	0	
Undervotes	0	
Contest Totals	619	

**REP Attorney General**

Vote For 1

	TOTAL	VOTE %
Chip Roy	269	44.03%
Mayes Middleton	342	55.97%
Total Votes Cast	611	100.00%
Overvotes	0	
Undervotes	8	
Contest Totals	619	

**REP Railroad Commissioner**

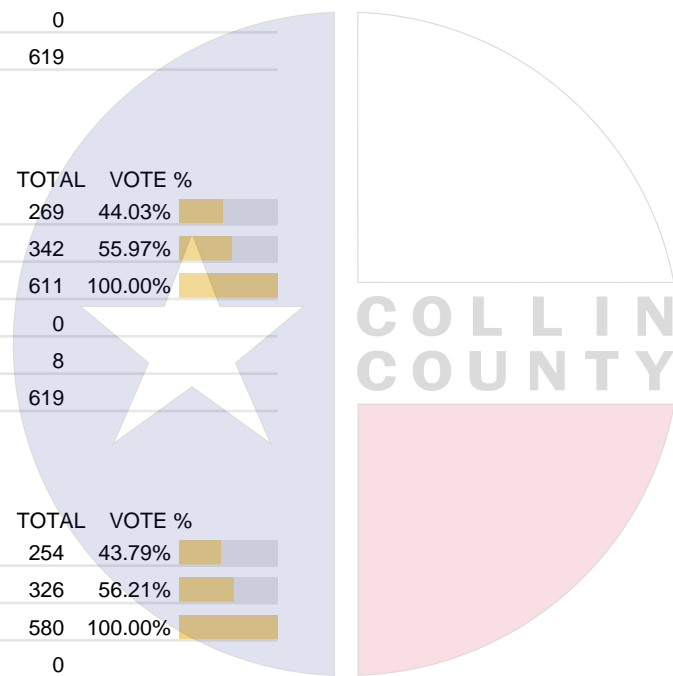
Vote For 1

	TOTAL	VOTE %
Jim Wright	254	43.79%
Bo French	326	56.21%
Total Votes Cast	580	100.00%
Overvotes	0	
Undervotes	39	
Contest Totals	619	

**REP Judge, Court of Criminal Appeals, Place 3**

Vote For 1

	TOTAL	VOTE %
Alison Fox	204	37.71%
Thomas Smith	337	62.29%
Total Votes Cast	541	100.00%
Overvotes	0	
Undervotes	78	
Contest Totals	619	



Collin County Seal  
 Watermark Seal for Collin County,  
 Collin County Government

**PCT 027, 174, 196**

**DEM Lieutenant Governor**

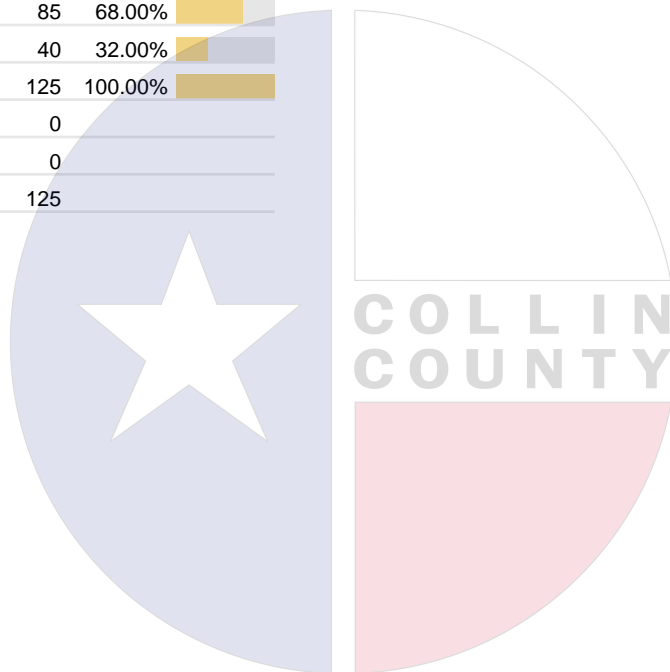
Vote For 1

	TOTAL	VOTE %	
Vikki Goodwin	86	69.35%	
Marcos Isaias Velez	38	30.65%	
Total Votes Cast	124	100.00%	
Overvotes	0		
Undervotes	1		
Contest Totals	125		

**DEM Attorney General**

Vote For 1

	TOTAL	VOTE %	
Nathan Johnson	85	68.00%	
Joe Jaworski	40	32.00%	
Total Votes Cast	125	100.00%	
Overvotes	0		
Undervotes	0		
Contest Totals	125		



Collin County Seal  
 Watermark Seal for Collin County.  
 Collin County Government

**PCT 028, 075, 105**

Statistics	TOTAL
Ballots Cast - Total	862
Ballots Cast - Blank	0
Voter Turnout - Total	14.13%
Voter Turnout - Republican Party	0.00%

**REP US Senator**

Vote For 1

	TOTAL	VOTE %	
Ken Paxton	368	51.90%	
John Cornyn	341	48.10%	
Total Votes Cast	709	100.00%	
Overvotes	0		
Undervotes	1		
Contest Totals	710		

**REP Attorney General**

Vote For 1

	TOTAL	VOTE %	
Chip Roy	358	52.03%	
Mayes Middleton	330	47.97%	
Total Votes Cast	688	100.00%	
Overvotes	0		
Undervotes	22		
Contest Totals	710		

**REP Railroad Commissioner**

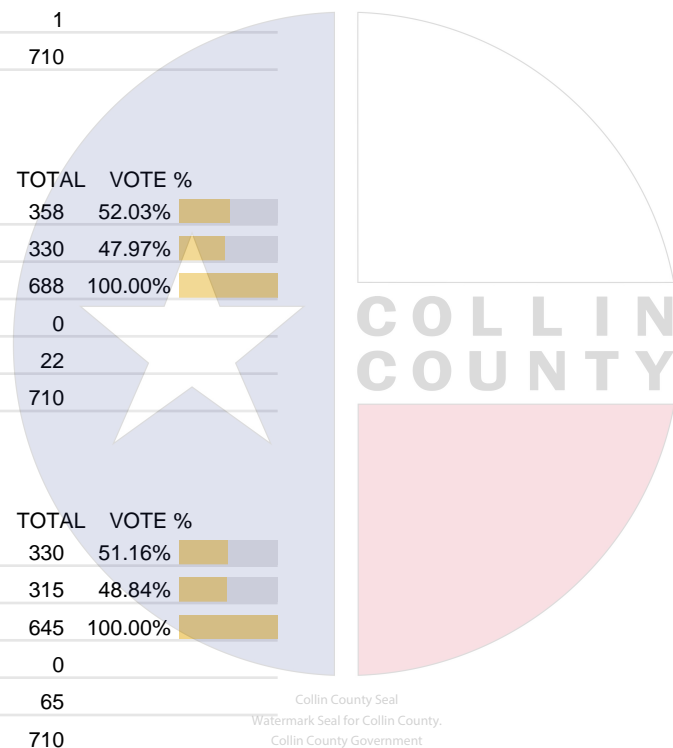
Vote For 1

	TOTAL	VOTE %	
Jim Wright	330	51.16%	
Bo French	315	48.84%	
Total Votes Cast	645	100.00%	
Overvotes	0		
Undervotes	65		
Contest Totals	710		

**REP Judge, Court of Criminal Appeals, Place 3**

Vote For 1

	TOTAL	VOTE %	
Alison Fox	240	40.75%	
Thomas Smith	349	59.25%	
Total Votes Cast	589	100.00%	
Overvotes	0		
Undervotes	121		
Contest Totals	710		



## PCT 028, 075, 105

### REP Justice of the Peace, Precinct No. 4

Vote For 1

	TOTAL	VOTE %	
Randy Farrar	218	38.93%	
Stephen Kallas	342	61.07%	
Total Votes Cast	560	100.00%	
Overvotes	0		
Undervotes	150		
Contest Totals	710		

### DEM Lieutenant Governor

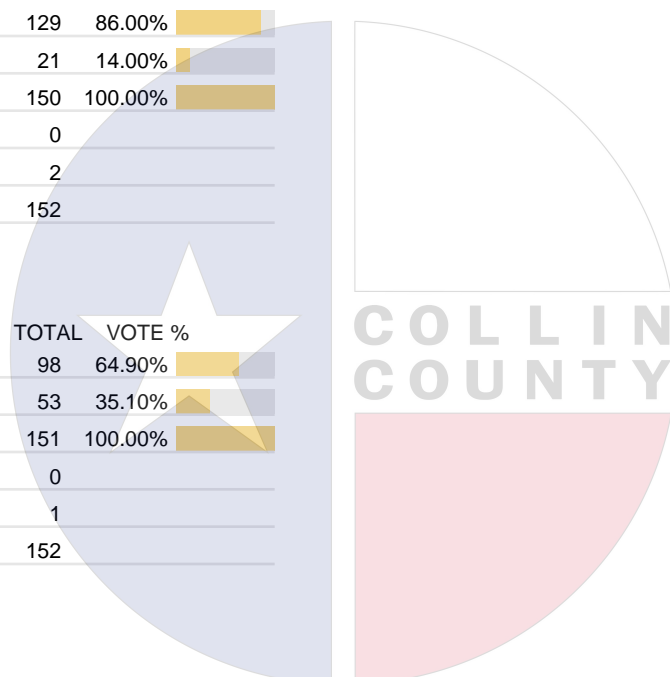
Vote For 1

	TOTAL	VOTE %	
Vikki Goodwin	129	86.00%	
Marcos Isaias Velez	21	14.00%	
Total Votes Cast	150	100.00%	
Overvotes	0		
Undervotes	2		
Contest Totals	152		

### DEM Attorney General

Vote For 1

	TOTAL	VOTE %	
Nathan Johnson	98	64.90%	
Joe Jaworski	53	35.10%	
Total Votes Cast	151	100.00%	
Overvotes	0		
Undervotes	1		
Contest Totals	152		



Collin County Seal  
 Watermark Seal for Collin County.  
 Collin County Government

**PCT 029, 252, 263**

Statistics	TOTAL
Ballots Cast - Total	699
Ballots Cast - Blank	0
Voter Turnout - Total	7.53%
Voter Turnout - Republican Party	0.00%

**REP US Senator**

Vote For 1

	TOTAL	VOTE %	
Ken Paxton	464	71.38%	
John Cornyn	186	28.62%	
Total Votes Cast	650	100.00%	
Overvotes	0		
Undervotes	0		
Contest Totals	650		

**REP Attorney General**

Vote For 1

	TOTAL	VOTE %	
Chip Roy	279	44.01%	
Mayes Middleton	355	55.99%	
Total Votes Cast	634	100.00%	
Overvotes	0		
Undervotes	16		
Contest Totals	650		

**REP Railroad Commissioner**

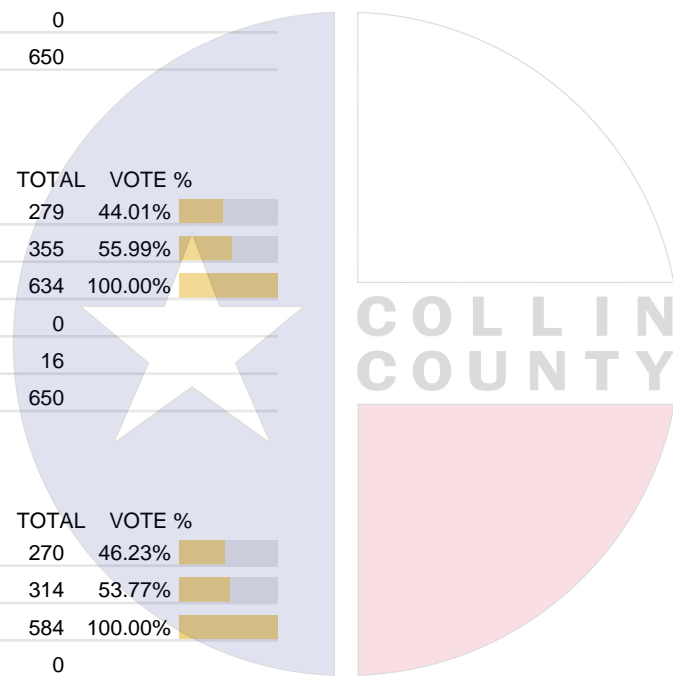
Vote For 1

	TOTAL	VOTE %	
Jim Wright	270	46.23%	
Bo French	314	53.77%	
Total Votes Cast	584	100.00%	
Overvotes	0		
Undervotes	66		
Contest Totals	650		

**REP Judge, Court of Criminal Appeals, Place 3**

Vote For 1

	TOTAL	VOTE %	
Alison Fox	217	39.89%	
Thomas Smith	327	60.11%	
Total Votes Cast	544	100.00%	
Overvotes	0		
Undervotes	106		
Contest Totals	650		



Collin County Seal  
 Watermark Seal for Collin County,  
 Collin County Government

**PCT 029, 252, 263**

**REP Justice of the Peace, Precinct No. 4**

Vote For 1

	TOTAL	VOTE %	
Randy Farrar	280	52.53%	
Stephen Kallas	253	47.47%	
Total Votes Cast	533	100.00%	
Overvotes	0		
Undervotes	117		
Contest Totals	650		

**DEM Lieutenant Governor**

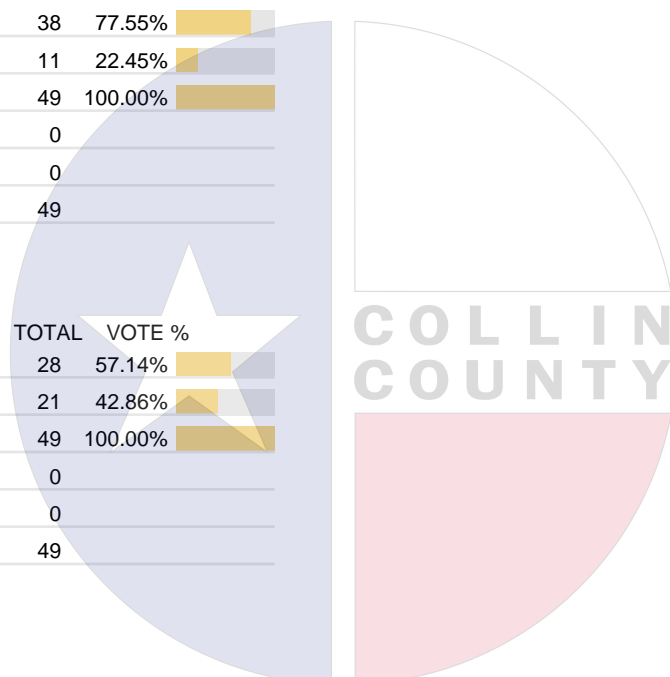
Vote For 1

	TOTAL	VOTE %	
Vikki Goodwin	38	77.55%	
Marcos Isaias Velez	11	22.45%	
Total Votes Cast	49	100.00%	
Overvotes	0		
Undervotes	0		
Contest Totals	49		

**DEM Attorney General**

Vote For 1

	TOTAL	VOTE %	
Nathan Johnson	28	57.14%	
Joe Jaworski	21	42.86%	
Total Votes Cast	49	100.00%	
Overvotes	0		
Undervotes	0		
Contest Totals	49		



Collin County Seal  
 Watermark Seal for Collin County.  
 Collin County Government

**PCT 030, 092, 264**

Statistics	TOTAL
Ballots Cast - Total	1,031
Ballots Cast - Blank	0
Voter Turnout - Total	10.74%
Voter Turnout - Republican Party	0.00%

**REP US Senator**

Vote For 1

	TOTAL	VOTE %	
Ken Paxton	502	61.07%	
John Cornyn	320	38.93%	
Total Votes Cast	822	100.00%	
Overvotes	0		
Undervotes	3		
Contest Totals	825		

**REP Attorney General**

Vote For 1

	TOTAL	VOTE %	
Chip Roy	404	49.88%	
Mayes Middleton	406	50.12%	
Total Votes Cast	810	100.00%	
Overvotes	0		
Undervotes	15		
Contest Totals	825		

**REP Railroad Commissioner**

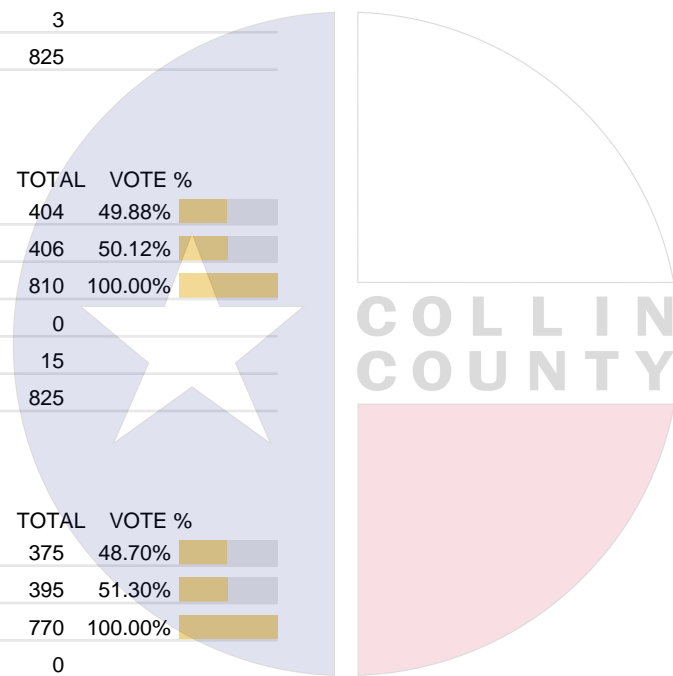
Vote For 1

	TOTAL	VOTE %	
Jim Wright	375	48.70%	
Bo French	395	51.30%	
Total Votes Cast	770	100.00%	
Overvotes	0		
Undervotes	55		
Contest Totals	825		

**REP Judge, Court of Criminal Appeals, Place 3**

Vote For 1

	TOTAL	VOTE %	
Alison Fox	276	39.04%	
Thomas Smith	431	60.96%	
Total Votes Cast	707	100.00%	
Overvotes	0		
Undervotes	118		
Contest Totals	825		



Collin County Seal  
 Watermark Seal for Collin County,  
 Collin County Government

**PCT 030, 092, 264**

**REP Justice of the Peace, Precinct No. 4**

Vote For 1

	TOTAL	VOTE %	
Randy Farrar	394	55.73%	
Stephen Kallas	313	44.27%	
Total Votes Cast	707	100.00%	
Overvotes	0		
Undervotes	118		
Contest Totals	825		

**DEM Lieutenant Governor**

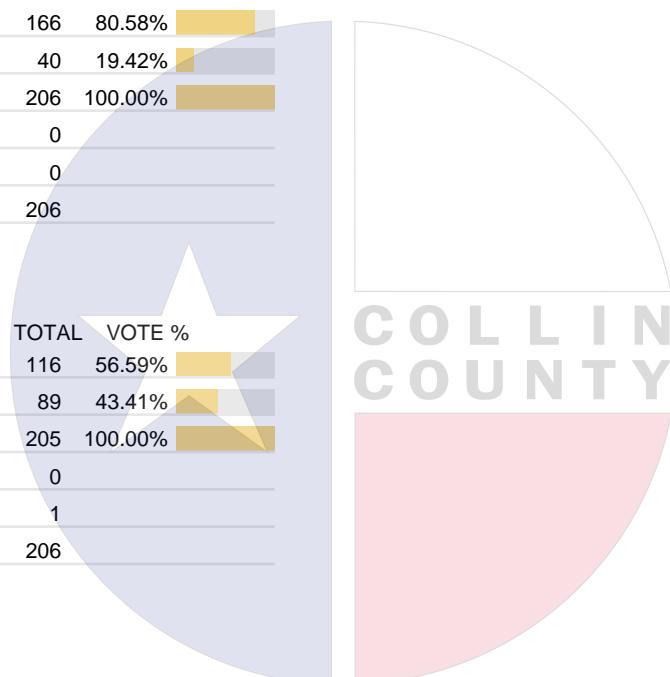
Vote For 1

	TOTAL	VOTE %	
Vikki Goodwin	166	80.58%	
Marcos Isaias Velez	40	19.42%	
Total Votes Cast	206	100.00%	
Overvotes	0		
Undervotes	0		
Contest Totals	206		

**DEM Attorney General**

Vote For 1

	TOTAL	VOTE %	
Nathan Johnson	116	56.59%	
Joe Jaworski	89	43.41%	
Total Votes Cast	205	100.00%	
Overvotes	0		
Undervotes	1		
Contest Totals	206		



Collin County Seal  
 Watermark Seal for Collin County.  
 Collin County Government

**PCT 032, 053, 063**

Statistics	TOTAL
Ballots Cast - Total	1,105
Ballots Cast - Blank	0
Voter Turnout - Total	16.55%
Voter Turnout - Republican Party	0.00%

**REP US Senator**

Vote For 1

	TOTAL	VOTE %	
Ken Paxton	495	54.76%	
John Cornyn	409	45.24%	
Total Votes Cast	904	100.00%	
Overvotes	0		
Undervotes	4		
Contest Totals	908		

**REP Attorney General**

Vote For 1

	TOTAL	VOTE %	
Chip Roy	475	53.25%	
Mayes Middleton	417	46.75%	
Total Votes Cast	892	100.00%	
Overvotes	0		
Undervotes	16		
Contest Totals	908		

**REP Railroad Commissioner**

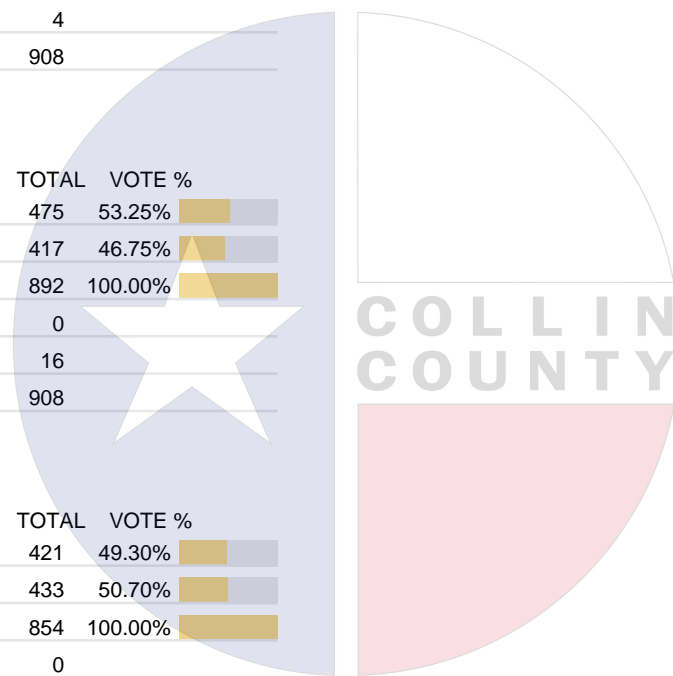
Vote For 1

	TOTAL	VOTE %	
Jim Wright	421	49.30%	
Bo French	433	50.70%	
Total Votes Cast	854	100.00%	
Overvotes	0		
Undervotes	54		
Contest Totals	908		

**REP Judge, Court of Criminal Appeals, Place 3**

Vote For 1

	TOTAL	VOTE %	
Alison Fox	334	41.59%	
Thomas Smith	469	58.41%	
Total Votes Cast	803	100.00%	
Overvotes	0		
Undervotes	105		
Contest Totals	908		



Collin County Seal  
 Watermark Seal for Collin County,  
 Collin County Government

**PCT 032, 053, 063**

**DEM Lieutenant Governor**

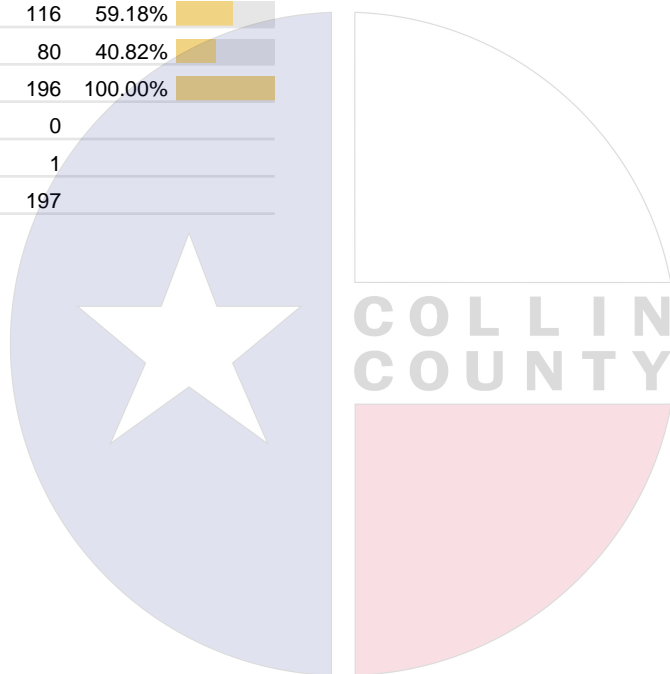
Vote For 1

	TOTAL	VOTE %	
Vikki Goodwin	173	87.82%	
Marcos Isaias Velez	24	12.18%	
Total Votes Cast	197	100.00%	
Overvotes	0		
Undervotes	0		
Contest Totals	197		

**DEM Attorney General**

Vote For 1

	TOTAL	VOTE %	
Nathan Johnson	116	59.18%	
Joe Jaworski	80	40.82%	
Total Votes Cast	196	100.00%	
Overvotes	0		
Undervotes	1		
Contest Totals	197		



Collin County Seal  
 Watermark Seal for Collin County.  
 Collin County Government

**PCT 033, 042, 217, 233**

Statistics	TOTAL
Ballots Cast - Total	1,019
Ballots Cast - Blank	1
Voter Turnout - Total	8.57%
Voter Turnout - Republican Party	0.00%

**REP US Senator**

Vote For 1

	TOTAL	VOTE %	
Ken Paxton	636	70.20%	
John Cornyn	270	29.80%	
Total Votes Cast	906	100.00%	
Overvotes	0		
Undervotes	2		
Contest Totals	908		

**REP Attorney General**

Vote For 1

	TOTAL	VOTE %	
Chip Roy	423	47.26%	
Mayes Middleton	472	52.74%	
Total Votes Cast	895	100.00%	
Overvotes	0		
Undervotes	13		
Contest Totals	908		

**REP Railroad Commissioner**

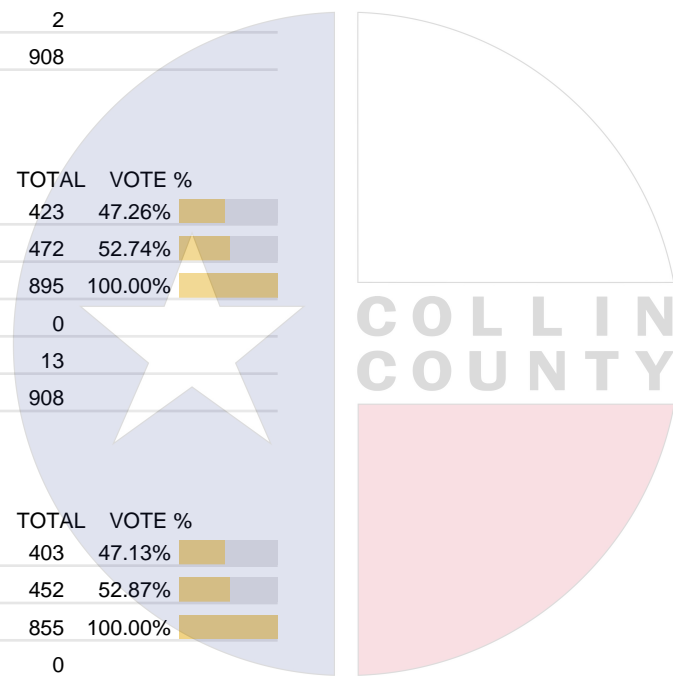
Vote For 1

	TOTAL	VOTE %	
Jim Wright	403	47.13%	
Bo French	452	52.87%	
Total Votes Cast	855	100.00%	
Overvotes	0		
Undervotes	53		
Contest Totals	908		

**REP Judge, Court of Criminal Appeals, Place 3**

Vote For 1

	TOTAL	VOTE %	
Alison Fox	331	41.74%	
Thomas Smith	462	58.26%	
Total Votes Cast	793	100.00%	
Overvotes	0		
Undervotes	115		
Contest Totals	908		



Collin County Seal  
 Watermark Seal for Collin County,  
 Collin County Government

**PCT 033, 042, 217, 233**

**DEM Lieutenant Governor**

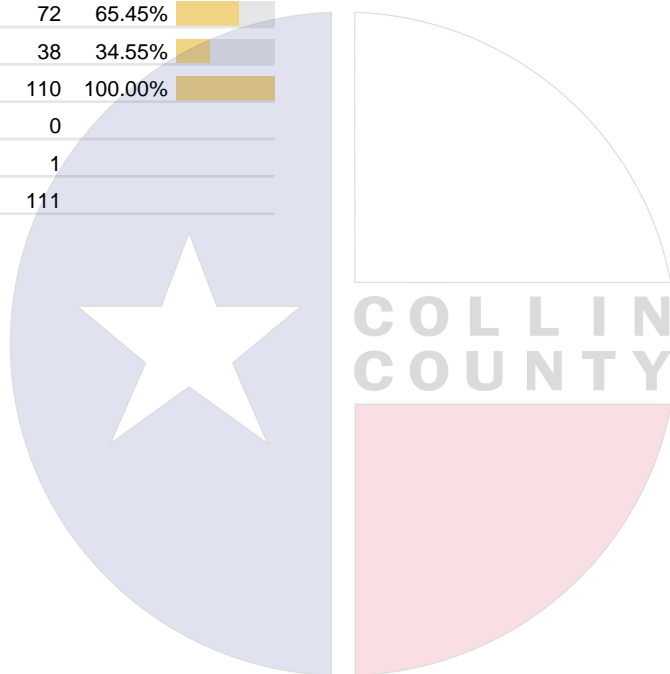
Vote For 1

	TOTAL	VOTE %	
Vikki Goodwin	84	76.36%	
Marcos Isaias Velez	26	23.64%	
Total Votes Cast	110	100.00%	
Overvotes	0		
Undervotes	1		
Contest Totals	111		

**DEM Attorney General**

Vote For 1

	TOTAL	VOTE %	
Nathan Johnson	72	65.45%	
Joe Jaworski	38	34.55%	
Total Votes Cast	110	100.00%	
Overvotes	0		
Undervotes	1		
Contest Totals	111		



Collin County Seal  
 Watermark Seal for Collin County.  
 Collin County Government

**PCT 034, 121, 202, 269**

Statistics	TOTAL
Ballots Cast - Total	708
Ballots Cast - Blank	0
Voter Turnout - Total	9.92%
Voter Turnout - Republican Party	0.00%

**REP US Senator**

Vote For 1

	TOTAL	VOTE %	
Ken Paxton	335	58.98%	
John Cornyn	233	41.02%	
Total Votes Cast	568	100.00%	
Overvotes	1		
Undervotes	0		
Contest Totals	569		

**REP Attorney General**

Vote For 1

	TOTAL	VOTE %	
Chip Roy	273	49.55%	
Mayes Middleton	278	50.45%	
Total Votes Cast	551	100.00%	
Overvotes	0		
Undervotes	18		
Contest Totals	569		

**REP Railroad Commissioner**

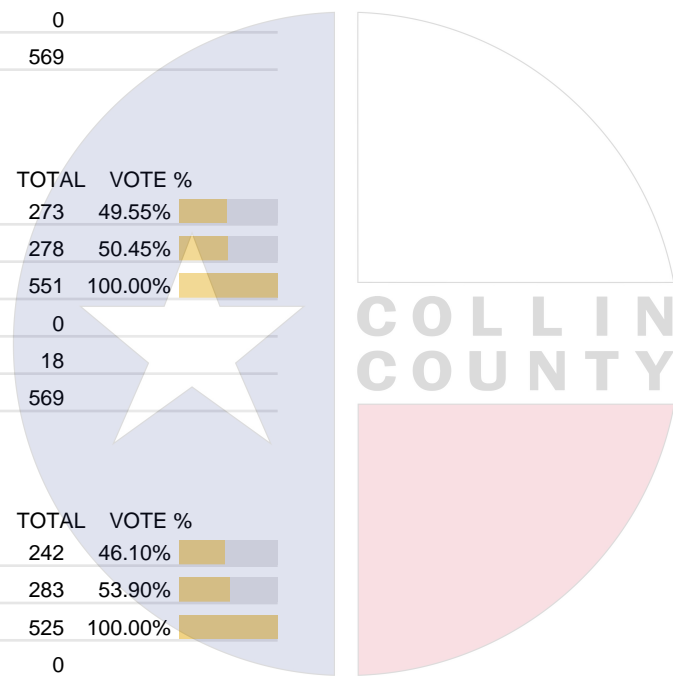
Vote For 1

	TOTAL	VOTE %	
Jim Wright	242	46.10%	
Bo French	283	53.90%	
Total Votes Cast	525	100.00%	
Overvotes	0		
Undervotes	44		
Contest Totals	569		

**REP Judge, Court of Criminal Appeals, Place 3**

Vote For 1

	TOTAL	VOTE %	
Alison Fox	181	36.06%	
Thomas Smith	321	63.94%	
Total Votes Cast	502	100.00%	
Overvotes	0		
Undervotes	67		
Contest Totals	569		



Collin County Seal  
 Watermark Seal for Collin County,  
 Collin County Government

**PCT 034, 121, 202, 269**

**REP Justice of the Peace, Precinct No. 4**

Vote For 1

	TOTAL	VOTE %	
Randy Farrar	231	47.14%	
Stephen Kallas	259	52.86%	
Total Votes Cast	490	100.00%	
Overvotes	0		
Undervotes	79		
Contest Totals	569		

**DEM Lieutenant Governor**

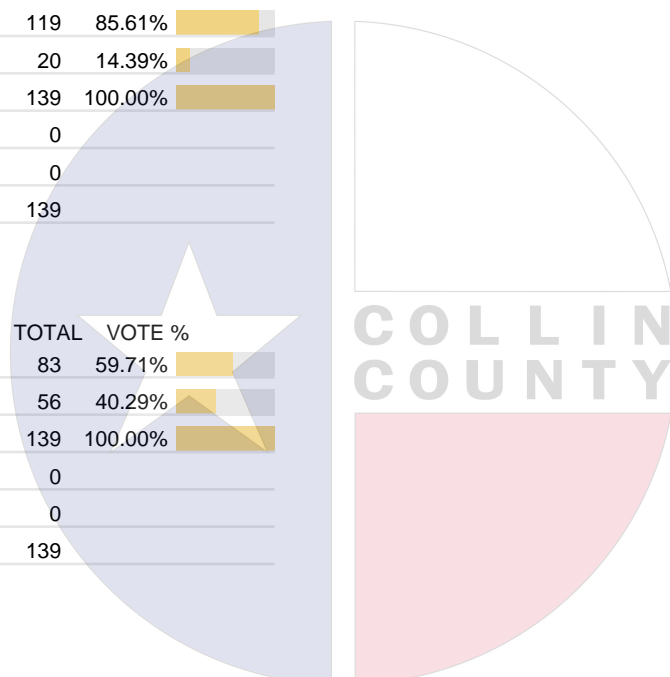
Vote For 1

	TOTAL	VOTE %	
Vikki Goodwin	119	85.61%	
Marcos Isaias Velez	20	14.39%	
Total Votes Cast	139	100.00%	
Overvotes	0		
Undervotes	0		
Contest Totals	139		

**DEM Attorney General**

Vote For 1

	TOTAL	VOTE %	
Nathan Johnson	83	59.71%	
Joe Jaworski	56	40.29%	
Total Votes Cast	139	100.00%	
Overvotes	0		
Undervotes	0		
Contest Totals	139		



Collin County Seal  
 Watermark Seal for Collin County.  
 Collin County Government

**PCT 035, 192, 193, 194**

Statistics	TOTAL
Ballots Cast - Total	1,096
Ballots Cast - Blank	1
Voter Turnout - Total	9.03%
Voter Turnout - Republican Party	0.00%

**REP US Senator**

Vote For 1

	TOTAL	VOTE %	
Ken Paxton	735	74.09%	
John Cornyn	257	25.91%	
Total Votes Cast	992	100.00%	
Overvotes	0		
Undervotes	3		
Contest Totals	995		

**REP Attorney General**

Vote For 1

	TOTAL	VOTE %	
Chip Roy	447	45.33%	
Mayes Middleton	539	54.67%	
Total Votes Cast	986	100.00%	
Overvotes	0		
Undervotes	9		
Contest Totals	995		

**REP Railroad Commissioner**

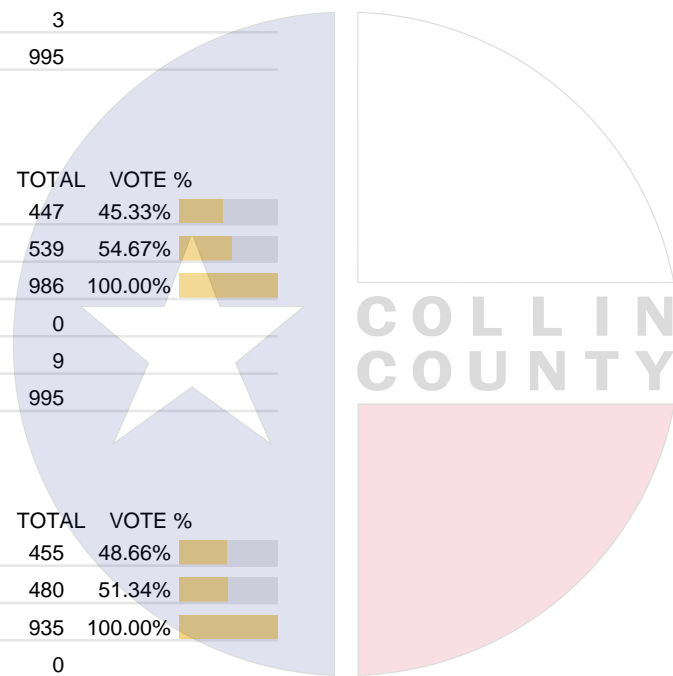
Vote For 1

	TOTAL	VOTE %	
Jim Wright	455	48.66%	
Bo French	480	51.34%	
Total Votes Cast	935	100.00%	
Overvotes	0		
Undervotes	60		
Contest Totals	995		

**REP Judge, Court of Criminal Appeals, Place 3**

Vote For 1

	TOTAL	VOTE %	
Alison Fox	339	37.96%	
Thomas Smith	554	62.04%	
Total Votes Cast	893	100.00%	
Overvotes	0		
Undervotes	102		
Contest Totals	995		



Collin County Seal  
 Watermark Seal for Collin County,  
 Collin County Government

**PCT 035, 192, 193, 194**

**DEM Lieutenant Governor**

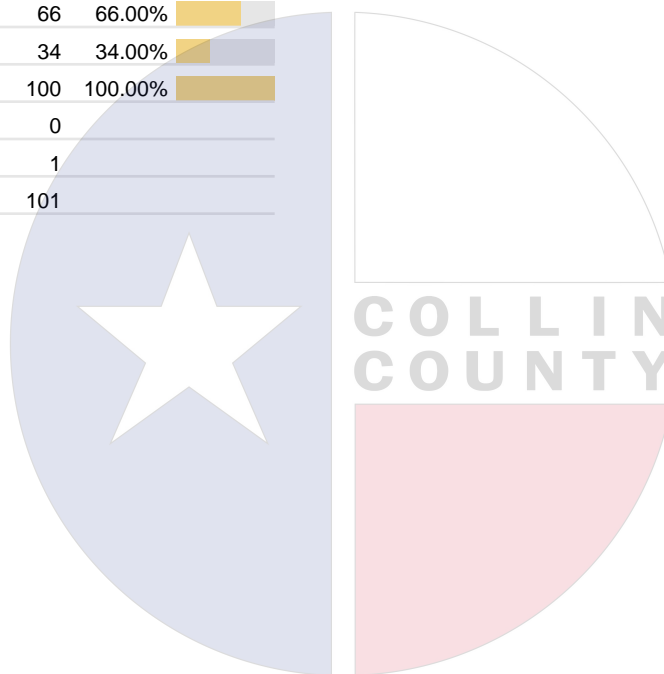
Vote For 1

	TOTAL	VOTE %	
Vikki Goodwin	74	74.00%	
Marcos Isaias Velez	26	26.00%	
Total Votes Cast	100	100.00%	
Overvotes	0		
Undervotes	1		
Contest Totals	101		

**DEM Attorney General**

Vote For 1

	TOTAL	VOTE %	
Nathan Johnson	66	66.00%	
Joe Jaworski	34	34.00%	
Total Votes Cast	100	100.00%	
Overvotes	0		
Undervotes	1		
Contest Totals	101		



Collin County Seal  
 Watermark Seal for Collin County.  
 Collin County Government

**PCT 036, 074, 136**

Statistics	TOTAL
Ballots Cast - Total	1,040
Ballots Cast - Blank	0
Voter Turnout - Total	17.71%
Voter Turnout - Republican Party	0.00%

**REP US Senator**

Vote For 1

	TOTAL	VOTE %	
Ken Paxton	426	49.25%	
John Cornyn	439	50.75%	
Total Votes Cast	865	100.00%	
Overvotes	1		
Undervotes	1		
Contest Totals	867		

**REP Attorney General**

Vote For 1

	TOTAL	VOTE %	
Chip Roy	457	55.06%	
Mayes Middleton	373	44.94%	
Total Votes Cast	830	100.00%	
Overvotes	1		
Undervotes	36		
Contest Totals	867		

**REP Railroad Commissioner**

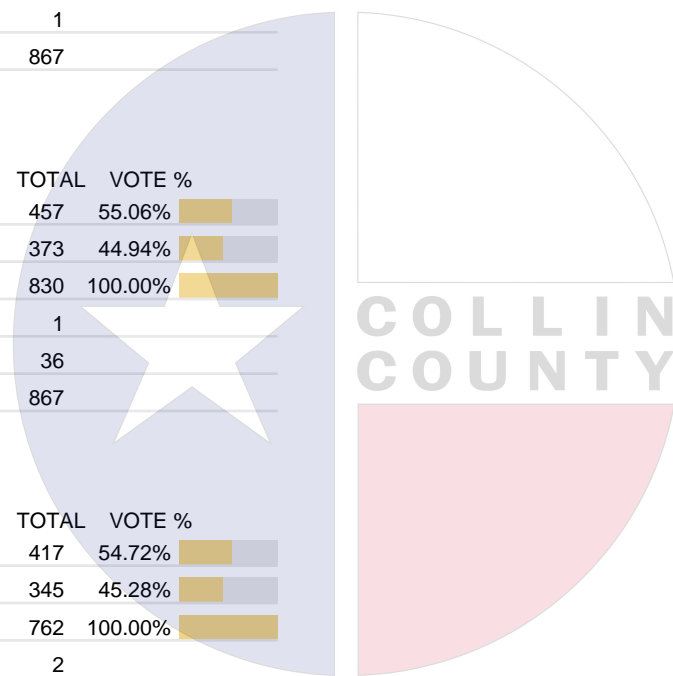
Vote For 1

	TOTAL	VOTE %	
Jim Wright	417	54.72%	
Bo French	345	45.28%	
Total Votes Cast	762	100.00%	
Overvotes	2		
Undervotes	103		
Contest Totals	867		

**REP Judge, Court of Criminal Appeals, Place 3**

Vote For 1

	TOTAL	VOTE %	
Alison Fox	357	50.78%	
Thomas Smith	346	49.22%	
Total Votes Cast	703	100.00%	
Overvotes	2		
Undervotes	162		
Contest Totals	867		



Collin County Seal  
 Watermark Seal for Collin County,  
 Collin County Government

**PCT 036, 074, 136**

**DEM Lieutenant Governor**

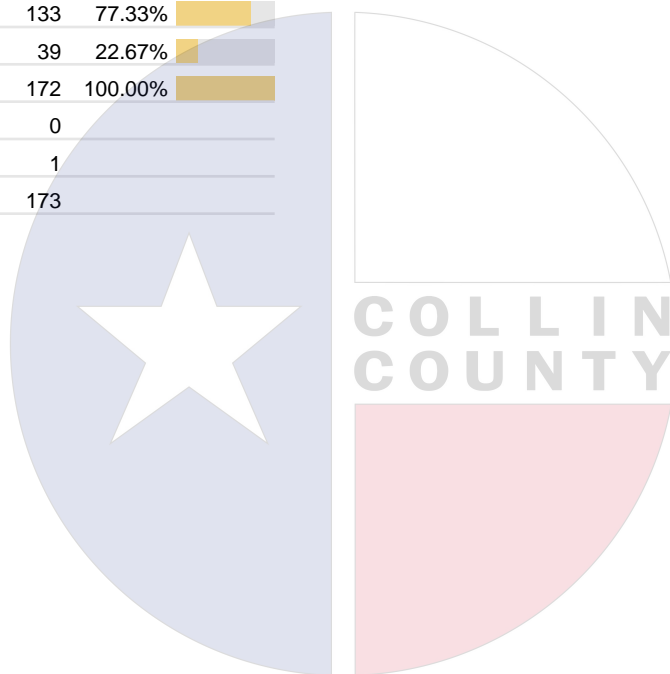
Vote For 1

	TOTAL	VOTE %	
Vikki Goodwin	143	83.63%	
Marcos Isaias Velez	28	16.37%	
Total Votes Cast	171	100.00%	
Overvotes	0		
Undervotes	2		
Contest Totals	173		

**DEM Attorney General**

Vote For 1

	TOTAL	VOTE %	
Nathan Johnson	133	77.33%	
Joe Jaworski	39	22.67%	
Total Votes Cast	172	100.00%	
Overvotes	0		
Undervotes	1		
Contest Totals	173		



Collin County Seal  
 Watermark Seal for Collin County.  
 Collin County Government

**PCT 038, 169, 211, 238, 242**

Statistics	TOTAL
Ballots Cast - Total	1,524
Ballots Cast - Blank	0
Voter Turnout - Total	8.02%
Voter Turnout - Republican Party	0.00%

**REP US Senator**

Vote For 1

	TOTAL	VOTE %	
Ken Paxton	789	62.97%	
John Cornyn	464	37.03%	
Total Votes Cast	1,253	100.00%	
Overvotes	1		
Undervotes	3		
Contest Totals	1,257		

**REP Attorney General**

Vote For 1

	TOTAL	VOTE %	
Chip Roy	601	48.70%	
Mayes Middleton	633	51.30%	
Total Votes Cast	1,234	100.00%	
Overvotes	0		
Undervotes	23		
Contest Totals	1,257		

**REP Railroad Commissioner**

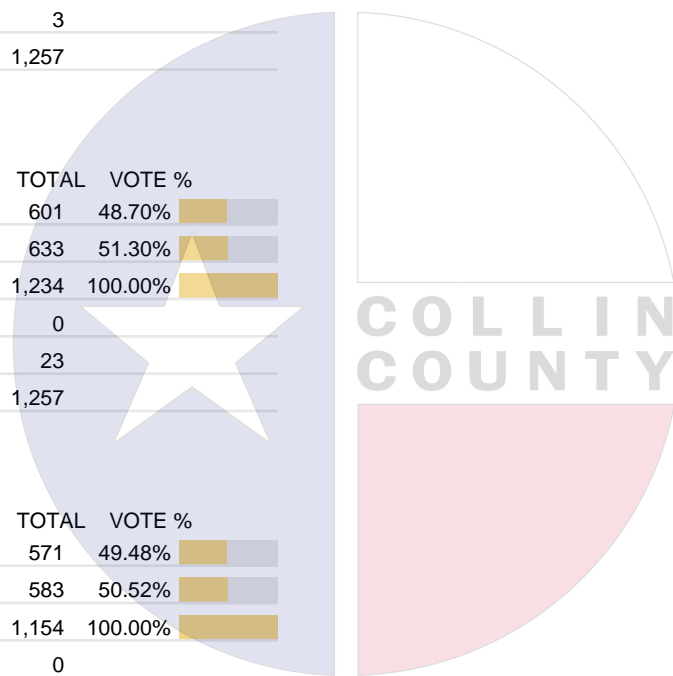
Vote For 1

	TOTAL	VOTE %	
Jim Wright	571	49.48%	
Bo French	583	50.52%	
Total Votes Cast	1,154	100.00%	
Overvotes	0		
Undervotes	103		
Contest Totals	1,257		

**REP Judge, Court of Criminal Appeals, Place 3**

Vote For 1

	TOTAL	VOTE %	
Alison Fox	439	40.57%	
Thomas Smith	643	59.43%	
Total Votes Cast	1,082	100.00%	
Overvotes	0		
Undervotes	175		
Contest Totals	1,257		



Collin County Seal  
 Watermark Seal for Collin County,  
 Collin County Government

**PCT 038, 169, 211, 238, 242**

**DEM Lieutenant Governor**

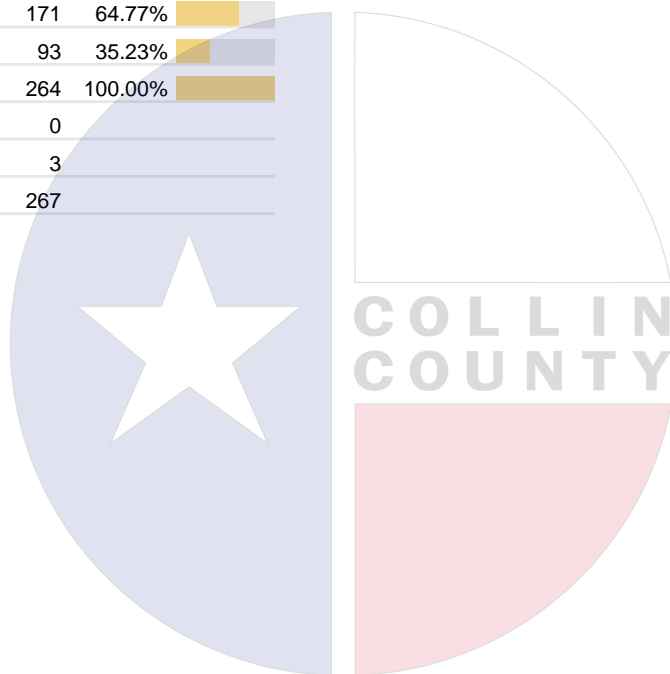
Vote For 1

	TOTAL	VOTE %	
Vikki Goodwin	196	73.68%	
Marcos Isaias Velez	70	26.32%	
Total Votes Cast	266	100.00%	
Overvotes	0		
Undervotes	1		
Contest Totals	267		

**DEM Attorney General**

Vote For 1

	TOTAL	VOTE %	
Nathan Johnson	171	64.77%	
Joe Jaworski	93	35.23%	
Total Votes Cast	264	100.00%	
Overvotes	0		
Undervotes	3		
Contest Totals	267		



Collin County Seal  
 Watermark Seal for Collin County.  
 Collin County Government

**PCT 039, 062, 066, 266**

Statistics	TOTAL
Ballots Cast - Total	754
Ballots Cast - Blank	0
Voter Turnout - Total	9.94%
Voter Turnout - Republican Party	0.00%

**REP US Senator**

Vote For 1

	TOTAL	VOTE %	
Ken Paxton	321	58.26%	
John Cornyn	230	41.74%	
Total Votes Cast	551	100.00%	
Overvotes	0		
Undervotes	1		
Contest Totals	552		

**REP Attorney General**

Vote For 1

	TOTAL	VOTE %	
Chip Roy	292	53.38%	
Mayes Middleton	255	46.62%	
Total Votes Cast	547	100.00%	
Overvotes	0		
Undervotes	5		
Contest Totals	552		

**REP Railroad Commissioner**

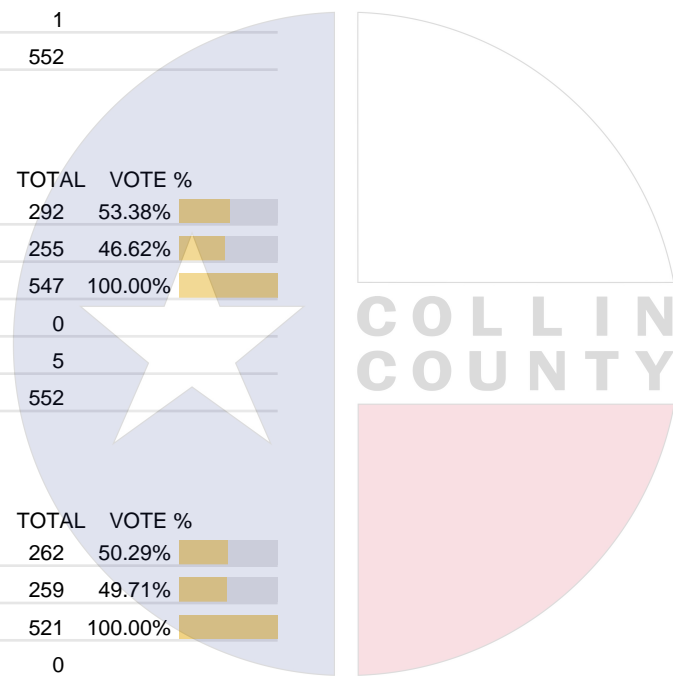
Vote For 1

	TOTAL	VOTE %	
Jim Wright	262	50.29%	
Bo French	259	49.71%	
Total Votes Cast	521	100.00%	
Overvotes	0		
Undervotes	31		
Contest Totals	552		

**REP Judge, Court of Criminal Appeals, Place 3**

Vote For 1

	TOTAL	VOTE %	
Alison Fox	217	43.93%	
Thomas Smith	277	56.07%	
Total Votes Cast	494	100.00%	
Overvotes	0		
Undervotes	58		
Contest Totals	552		



Collin County Seal  
 Watermark Seal for Collin County,  
 Collin County Government

**PCT 039, 062, 066, 266**

**DEM Lieutenant Governor**

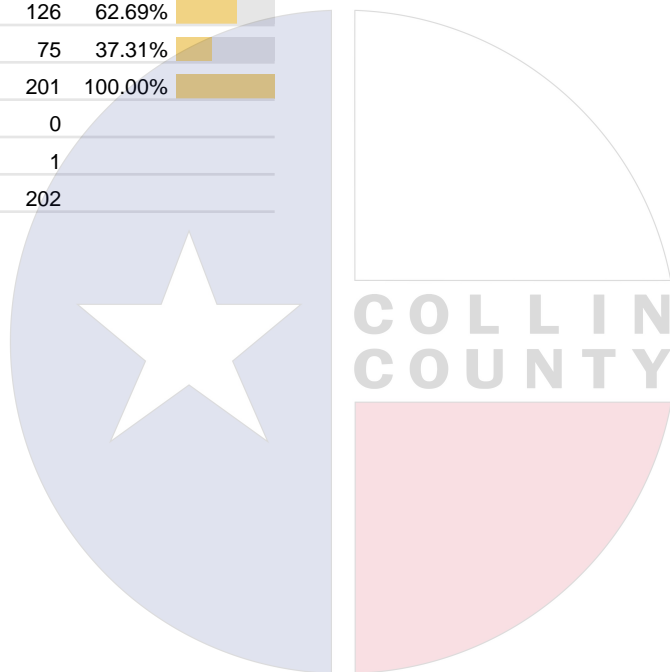
Vote For 1

	TOTAL	VOTE %	
Vikki Goodwin	153	76.50%	
Marcos Isaias Velez	47	23.50%	
Total Votes Cast	200	100.00%	
Overvotes	0		
Undervotes	2		
Contest Totals	202		

**DEM Attorney General**

Vote For 1

	TOTAL	VOTE %	
Nathan Johnson	126	62.69%	
Joe Jaworski	75	37.31%	
Total Votes Cast	201	100.00%	
Overvotes	0		
Undervotes	1		
Contest Totals	202		



Collin County Seal  
 Watermark Seal for Collin County.  
 Collin County Government

**PCT 041, 128, 243**

Statistics	TOTAL
Ballots Cast - Total	1,102
Ballots Cast - Blank	0
Voter Turnout - Total	16.12%
Voter Turnout - Republican Party	0.00%

**REP US Senator**

Vote For 1

	TOTAL	VOTE %	
Ken Paxton	673	65.92%	
John Cornyn	348	34.08%	
Total Votes Cast	1,021	100.00%	
Overvotes	0		
Undervotes	2		
Contest Totals	1,023		

**REP Attorney General**

Vote For 1

	TOTAL	VOTE %	
Chip Roy	540	53.78%	
Mayes Middleton	464	46.22%	
Total Votes Cast	1,004	100.00%	
Overvotes	0		
Undervotes	19		
Contest Totals	1,023		

**REP Railroad Commissioner**

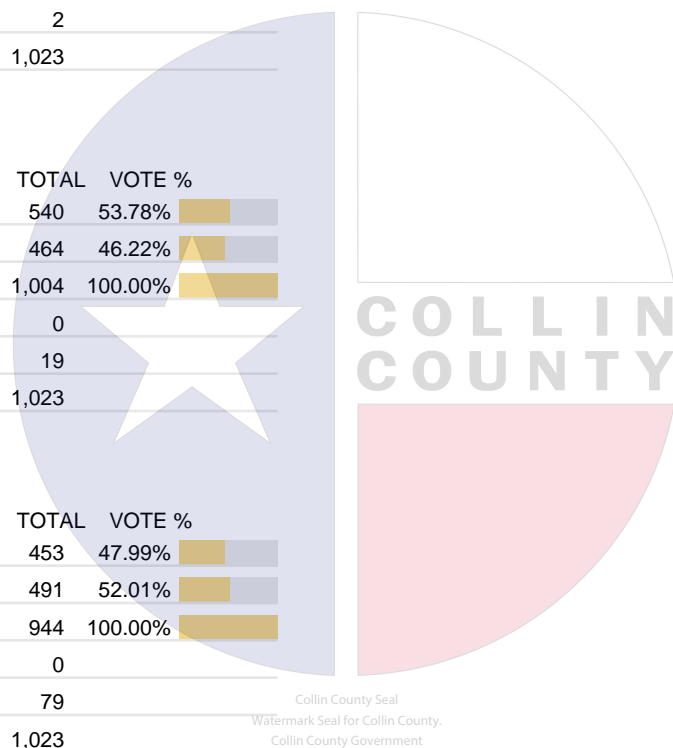
Vote For 1

	TOTAL	VOTE %	
Jim Wright	453	47.99%	
Bo French	491	52.01%	
Total Votes Cast	944	100.00%	
Overvotes	0		
Undervotes	79		
Contest Totals	1,023		

**REP Judge, Court of Criminal Appeals, Place 3**

Vote For 1

	TOTAL	VOTE %	
Alison Fox	296	33.91%	
Thomas Smith	577	66.09%	
Total Votes Cast	873	100.00%	
Overvotes	0		
Undervotes	150		
Contest Totals	1,023		



### PCT 041, 128, 243

#### DEM Lieutenant Governor

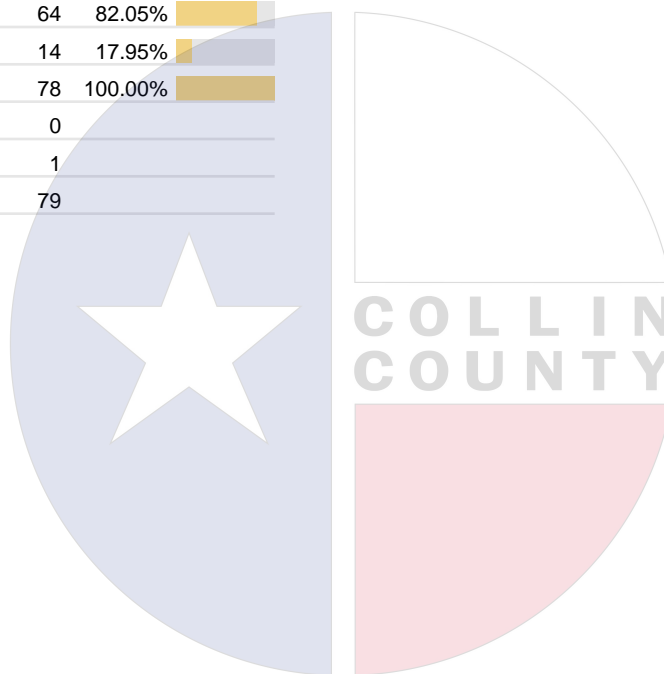
Vote For 1

	TOTAL	VOTE %	
Vikki Goodwin	68	87.18%	
Marcos Isaias Velez	10	12.82%	
Total Votes Cast	78	100.00%	
Overvotes	0		
Undervotes	1		
Contest Totals	79		

#### DEM Attorney General

Vote For 1

	TOTAL	VOTE %	
Nathan Johnson	64	82.05%	
Joe Jaworski	14	17.95%	
Total Votes Cast	78	100.00%	
Overvotes	0		
Undervotes	1		
Contest Totals	79		



Collin County Seal  
 Watermark Seal for Collin County.  
 Collin County Government

**PCT 043, 099, 231**

Statistics	TOTAL
Ballots Cast - Total	706
Ballots Cast - Blank	0
Voter Turnout - Total	7.91%
Voter Turnout - Republican Party	0.00%

**REP US Senator**

Vote For 1

	TOTAL	VOTE %
Ken Paxton	402	71.28%
John Cornyn	162	28.72%
Total Votes Cast	564	100.00%
Overvotes	0	
Undervotes	2	
Contest Totals	566	

**REP Attorney General**

Vote For 1

	TOTAL	VOTE %
Chip Roy	278	49.55%
Mayes Middleton	283	50.45%
Total Votes Cast	561	100.00%
Overvotes	0	
Undervotes	5	
Contest Totals	566	

**REP Railroad Commissioner**

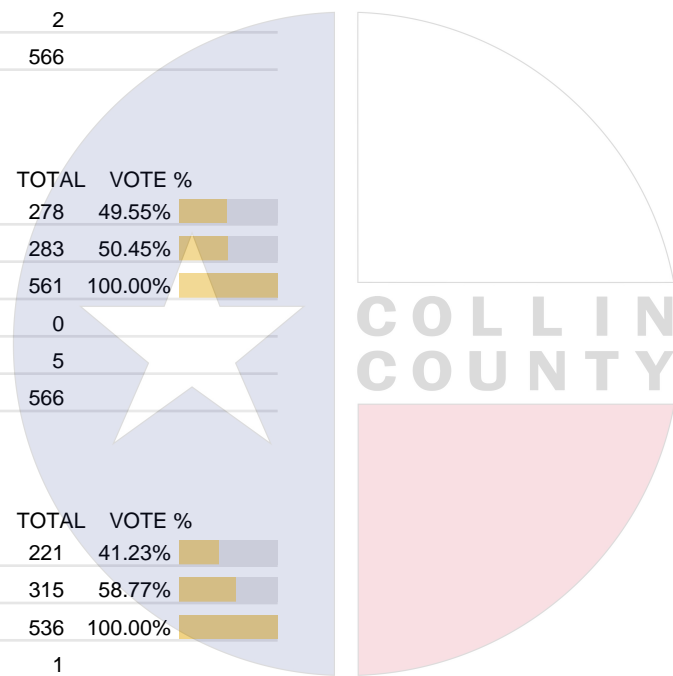
Vote For 1

	TOTAL	VOTE %
Jim Wright	221	41.23%
Bo French	315	58.77%
Total Votes Cast	536	100.00%
Overvotes	1	
Undervotes	29	
Contest Totals	566	

**REP Judge, Court of Criminal Appeals, Place 3**

Vote For 1

	TOTAL	VOTE %
Alison Fox	167	32.49%
Thomas Smith	347	67.51%
Total Votes Cast	514	100.00%
Overvotes	0	
Undervotes	52	
Contest Totals	566	



Collin County Seal  
 Watermark Seal for Collin County,  
 Collin County Government

**PCT 043, 099, 231**

**DEM Lieutenant Governor**

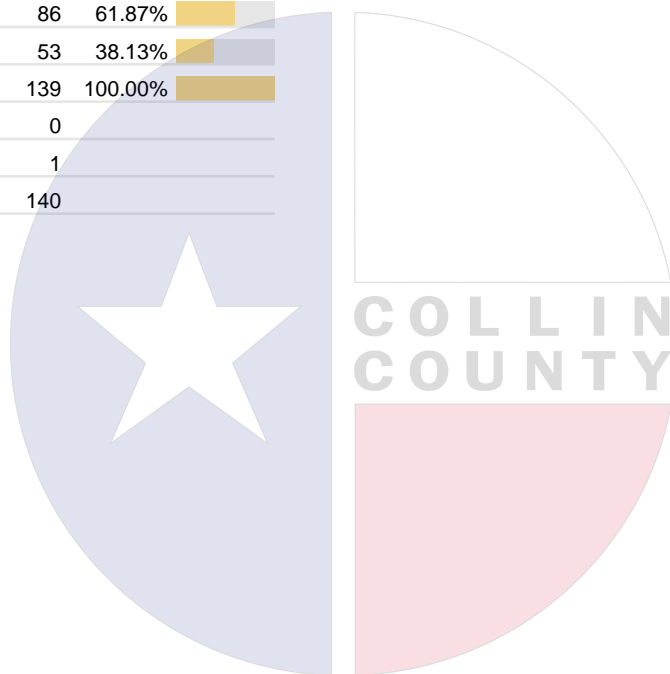
Vote For 1

	TOTAL	VOTE %	
Vikki Goodwin	109	77.86%	
Marcos Isaias Velez	31	22.14%	
Total Votes Cast	140	100.00%	
Overvotes	0		
Undervotes	0		
Contest Totals	140		

**DEM Attorney General**

Vote For 1

	TOTAL	VOTE %	
Nathan Johnson	86	61.87%	
Joe Jaworski	53	38.13%	
Total Votes Cast	139	100.00%	
Overvotes	0		
Undervotes	1		
Contest Totals	140		



Collin County Seal  
 Watermark Seal for Collin County.  
 Collin County Government

**PCT 045, 179, 247**

Statistics	TOTAL
Ballots Cast - Total	2,155
Ballots Cast - Blank	1
Voter Turnout - Total	20.44%
Voter Turnout - Republican Party	0.00%

**REP US Senator**

Vote For 1

	TOTAL	VOTE %	
Ken Paxton	1,118	57.84%	
John Cornyn	815	42.16%	
Total Votes Cast	1,933	100.00%	
Overvotes	0		
Undervotes	5		
Contest Totals	1,938		

**REP Attorney General**

Vote For 1

	TOTAL	VOTE %	
Chip Roy	912	48.18%	
Mayes Middleton	981	51.82%	
Total Votes Cast	1,893	100.00%	
Overvotes	0		
Undervotes	45		
Contest Totals	1,938		

**REP Railroad Commissioner**

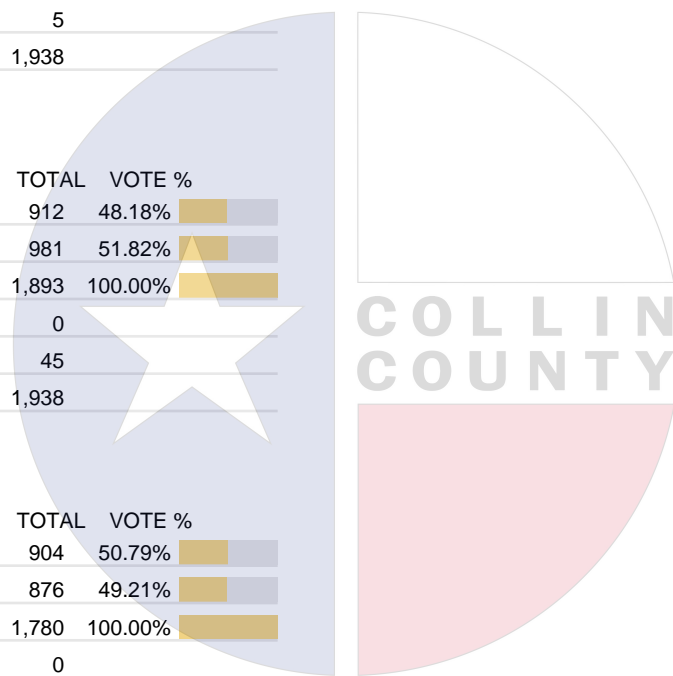
Vote For 1

	TOTAL	VOTE %	
Jim Wright	904	50.79%	
Bo French	876	49.21%	
Total Votes Cast	1,780	100.00%	
Overvotes	0		
Undervotes	158		
Contest Totals	1,938		

**REP Judge, Court of Criminal Appeals, Place 3**

Vote For 1

	TOTAL	VOTE %	
Alison Fox	719	43.66%	
Thomas Smith	928	56.34%	
Total Votes Cast	1,647	100.00%	
Overvotes	1		
Undervotes	290		
Contest Totals	1,938		



Collin County Seal  
 Watermark Seal for Collin County,  
 Collin County Government

## PCT 045, 179, 247

### DEM Lieutenant Governor

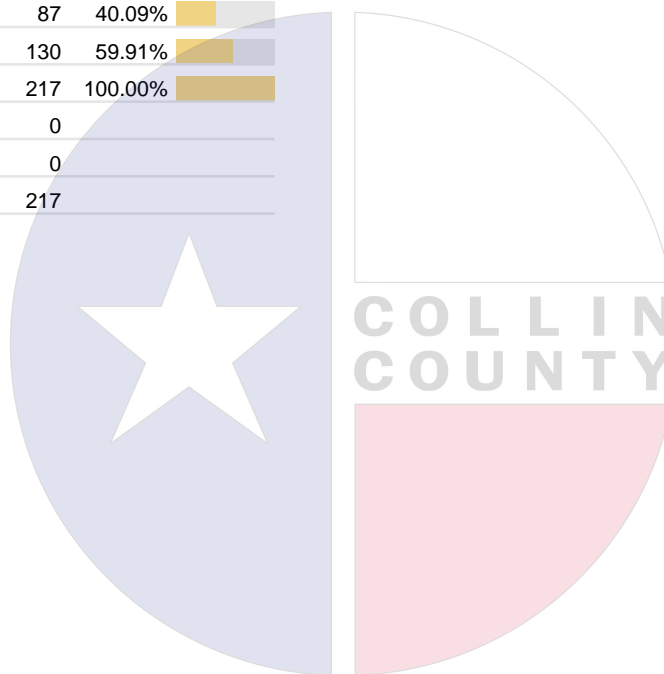
Vote For 1

	TOTAL	VOTE %	
Vikki Goodwin	196	90.32%	
Marcos Isaias Velez	21	9.68%	
Total Votes Cast	217	100.00%	
Overvotes	0		
Undervotes	0		
Contest Totals	217		

### DEM Attorney General

Vote For 1

	TOTAL	VOTE %	
Nathan Johnson	87	40.09%	
Joe Jaworski	130	59.91%	
Total Votes Cast	217	100.00%	
Overvotes	0		
Undervotes	0		
Contest Totals	217		



Collin County Seal  
 Watermark Seal for Collin County.  
 Collin County Government

**PCT 047, 141, 158**

Statistics	TOTAL
Ballots Cast - Total	1,000
Ballots Cast - Blank	0
Voter Turnout - Total	11.25%
Voter Turnout - Republican Party	0.00%

**REP US Senator**

Vote For 1

	TOTAL	VOTE %	
Ken Paxton	468	61.34%	
John Cornyn	295	38.66%	
Total Votes Cast	763	100.00%	
Overvotes	0		
Undervotes	1		
Contest Totals	764		

**REP Attorney General**

Vote For 1

	TOTAL	VOTE %	
Chip Roy	372	49.27%	
Mayes Middleton	383	50.73%	
Total Votes Cast	755	100.00%	
Overvotes	0		
Undervotes	9		
Contest Totals	764		

**REP Railroad Commissioner**

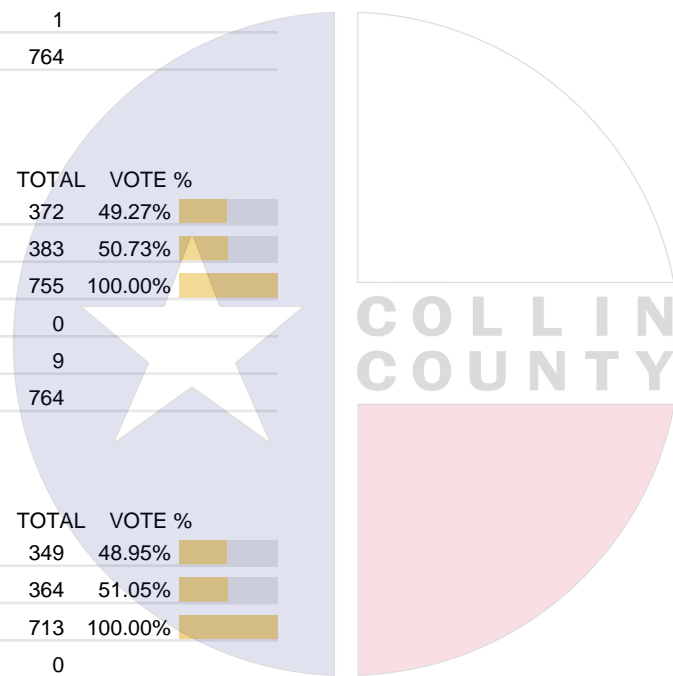
Vote For 1

	TOTAL	VOTE %	
Jim Wright	349	48.95%	
Bo French	364	51.05%	
Total Votes Cast	713	100.00%	
Overvotes	0		
Undervotes	51		
Contest Totals	764		

**REP Judge, Court of Criminal Appeals, Place 3**

Vote For 1

	TOTAL	VOTE %	
Alison Fox	289	42.13%	
Thomas Smith	397	57.87%	
Total Votes Cast	686	100.00%	
Overvotes	0		
Undervotes	78		
Contest Totals	764		



Collin County Seal  
 Watermark Seal for Collin County,  
 Collin County Government

**PCT 047, 141, 158**

**DEM Lieutenant Governor**

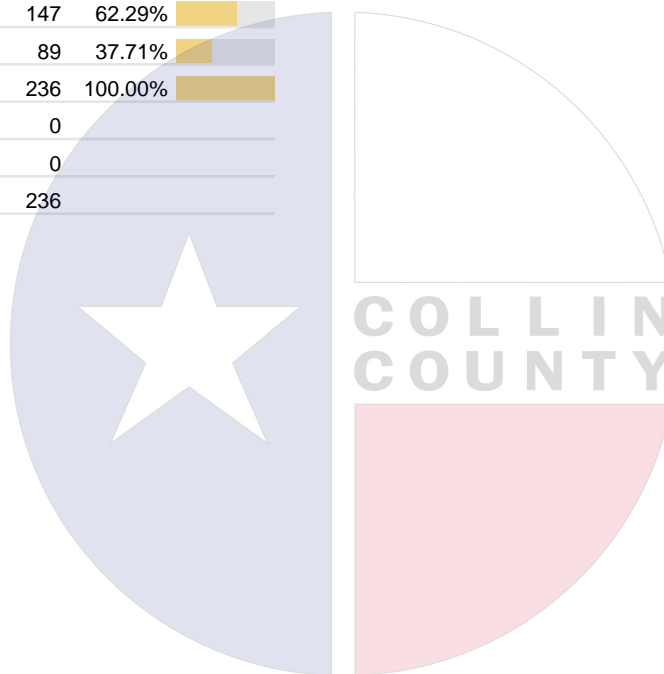
Vote For 1

	TOTAL	VOTE %	
Vikki Goodwin	181	76.69%	
Marcos Isaias Velez	55	23.31%	
Total Votes Cast	236	100.00%	
Overvotes	0		
Undervotes	0		
Contest Totals	236		

**DEM Attorney General**

Vote For 1

	TOTAL	VOTE %	
Nathan Johnson	147	62.29%	
Joe Jaworski	89	37.71%	
Total Votes Cast	236	100.00%	
Overvotes	0		
Undervotes	0		
Contest Totals	236		



Collin County Seal  
 Watermark Seal for Collin County.  
 Collin County Government

**PCT 048, 055, 078, 265**

Statistics	TOTAL
Ballots Cast - Total	1,204
Ballots Cast - Blank	0
Voter Turnout - Total	9.66%
Voter Turnout - Republican Party	0.00%

**REP US Senator**

Vote For 1

	TOTAL	VOTE %	
Ken Paxton	466	52.07%	
John Cornyn	429	47.93%	
Total Votes Cast	895	100.00%	
Overvotes	0		
Undervotes	6		
Contest Totals	901		

**REP Attorney General**

Vote For 1

	TOTAL	VOTE %	
Chip Roy	487	55.15%	
Mayes Middleton	396	44.85%	
Total Votes Cast	883	100.00%	
Overvotes	0		
Undervotes	18		
Contest Totals	901		

**REP Railroad Commissioner**

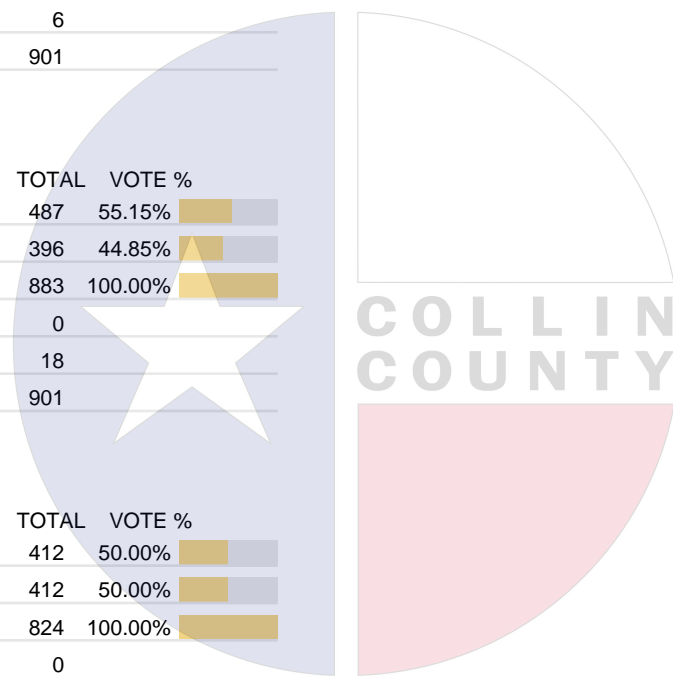
Vote For 1

	TOTAL	VOTE %	
Jim Wright	412	50.00%	
Bo French	412	50.00%	
Total Votes Cast	824	100.00%	
Overvotes	0		
Undervotes	77		
Contest Totals	901		

**REP Judge, Court of Criminal Appeals, Place 3**

Vote For 1

	TOTAL	VOTE %	
Alison Fox	327	43.43%	
Thomas Smith	426	56.57%	
Total Votes Cast	753	100.00%	
Overvotes	0		
Undervotes	148		
Contest Totals	901		



Collin County Seal  
 Watermark Seal for Collin County,  
 Collin County Government

**PCT 048, 055, 078, 265**

**DEM Lieutenant Governor**

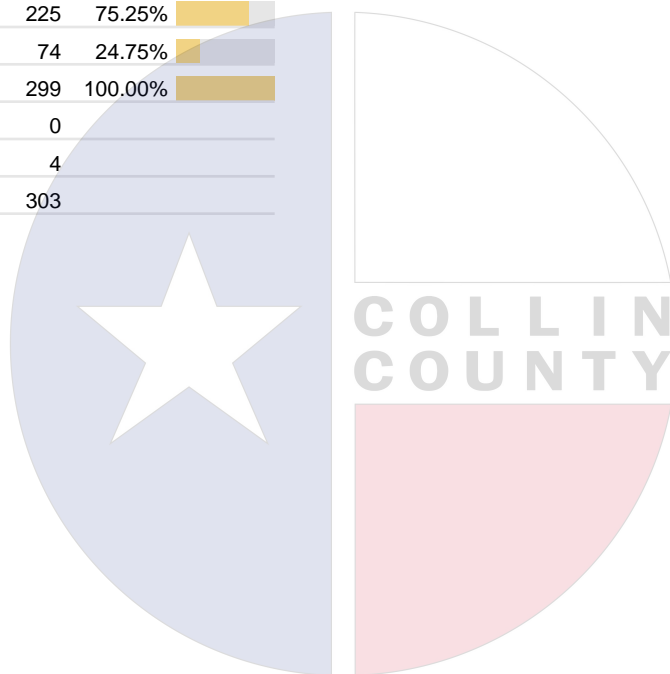
Vote For 1

	TOTAL	VOTE %	
Vikki Goodwin	234	77.23%	
Marcos Isaias Velez	69	22.77%	
Total Votes Cast	303	100.00%	
Overvotes	0		
Undervotes	0		
Contest Totals	303		

**DEM Attorney General**

Vote For 1

	TOTAL	VOTE %	
Nathan Johnson	225	75.25%	
Joe Jaworski	74	24.75%	
Total Votes Cast	299	100.00%	
Overvotes	0		
Undervotes	4		
Contest Totals	303		



Collin County Seal  
 Watermark Seal for Collin County.  
 Collin County Government

**PCT 050, 054, 058, 219**

Statistics	TOTAL
Ballots Cast - Total	1,235
Ballots Cast - Blank	2
Voter Turnout - Total	8.21%
Voter Turnout - Republican Party	0.00%

**REP US Senator**

Vote For 1

	TOTAL	VOTE %	
Ken Paxton	600	62.18%	
John Cornyn	365	37.82%	
Total Votes Cast	965	100.00%	
Overvotes	0		
Undervotes	2		
Contest Totals	967		

**REP Attorney General**

Vote For 1

	TOTAL	VOTE %	
Chip Roy	487	51.05%	
Mayes Middleton	467	48.95%	
Total Votes Cast	954	100.00%	
Overvotes	0		
Undervotes	13		
Contest Totals	967		

**REP Railroad Commissioner**

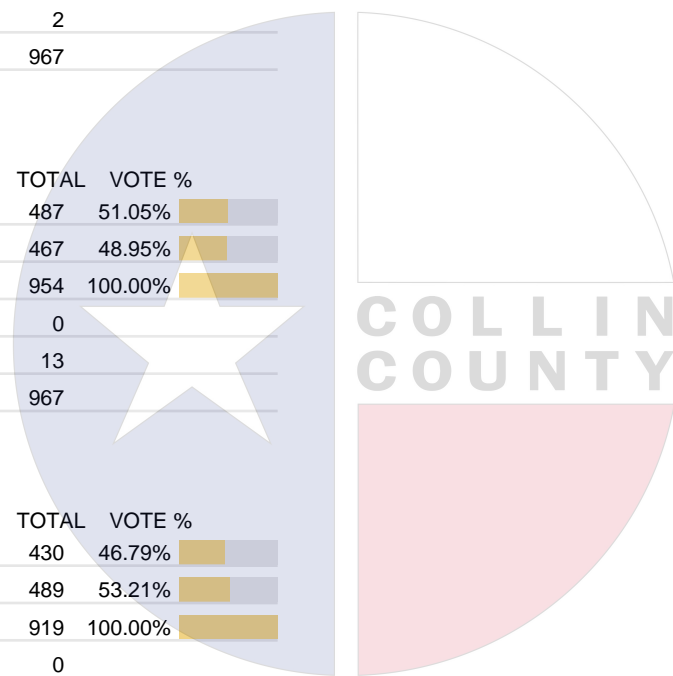
Vote For 1

	TOTAL	VOTE %	
Jim Wright	430	46.79%	
Bo French	489	53.21%	
Total Votes Cast	919	100.00%	
Overvotes	0		
Undervotes	48		
Contest Totals	967		

**REP Judge, Court of Criminal Appeals, Place 3**

Vote For 1

	TOTAL	VOTE %	
Alison Fox	356	42.03%	
Thomas Smith	491	57.97%	
Total Votes Cast	847	100.00%	
Overvotes	0		
Undervotes	120		
Contest Totals	967		



Collin County Seal  
 Watermark Seal for Collin County,  
 Collin County Government

**PCT 050, 054, 058, 219**

**DEM Lieutenant Governor**

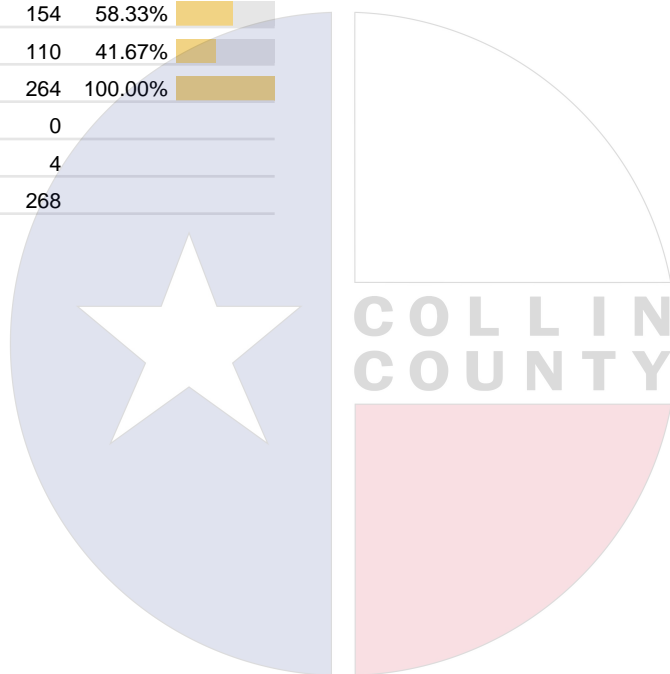
Vote For 1

	TOTAL	VOTE %	
Vikki Goodwin	216	81.20%	
Marcos Isaias Velez	50	18.80%	
Total Votes Cast	266	100.00%	
Overvotes	0		
Undervotes	2		
Contest Totals	268		

**DEM Attorney General**

Vote For 1

	TOTAL	VOTE %	
Nathan Johnson	154	58.33%	
Joe Jaworski	110	41.67%	
Total Votes Cast	264	100.00%	
Overvotes	0		
Undervotes	4		
Contest Totals	268		



Collin County Seal  
 Watermark Seal for Collin County.  
 Collin County Government

**PCT 052, 061, 103**

Statistics	TOTAL
Ballots Cast - Total	662
Ballots Cast - Blank	0
Voter Turnout - Total	8.55%
Voter Turnout - Republican Party	0.00%

**REP US Senator**

Vote For 1

	TOTAL	VOTE %	
Ken Paxton	314	61.09%	
John Cornyn	200	38.91%	
Total Votes Cast	514	100.00%	
Overvotes	0		
Undervotes	3		
Contest Totals	517		

**REP Attorney General**

Vote For 1

	TOTAL	VOTE %	
Chip Roy	283	55.82%	
Mayes Middleton	224	44.18%	
Total Votes Cast	507	100.00%	
Overvotes	0		
Undervotes	10		
Contest Totals	517		

**REP Railroad Commissioner**

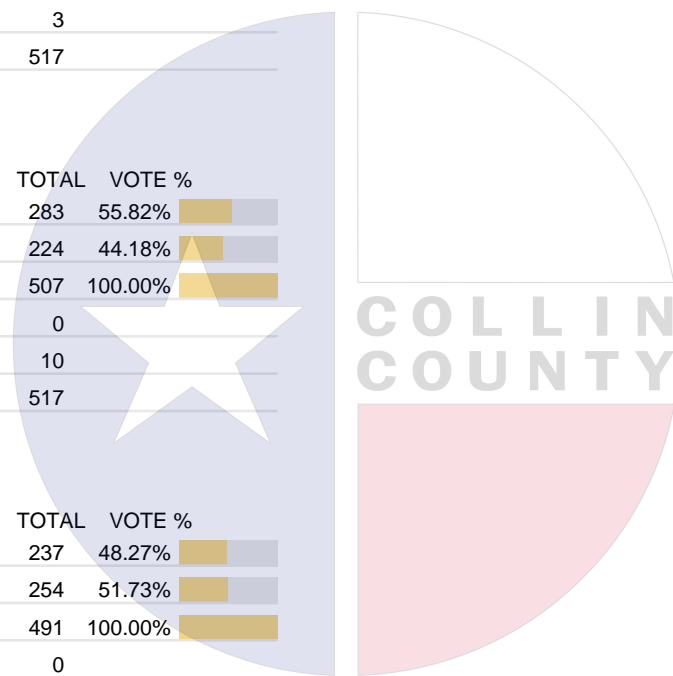
Vote For 1

	TOTAL	VOTE %	
Jim Wright	237	48.27%	
Bo French	254	51.73%	
Total Votes Cast	491	100.00%	
Overvotes	0		
Undervotes	26		
Contest Totals	517		

**REP Judge, Court of Criminal Appeals, Place 3**

Vote For 1

	TOTAL	VOTE %	
Alison Fox	193	41.77%	
Thomas Smith	269	58.23%	
Total Votes Cast	462	100.00%	
Overvotes	0		
Undervotes	55		
Contest Totals	517		



Collin County Seal  
 Watermark Seal for Collin County,  
 Collin County Government

**PCT 052, 061, 103**

**DEM Lieutenant Governor**

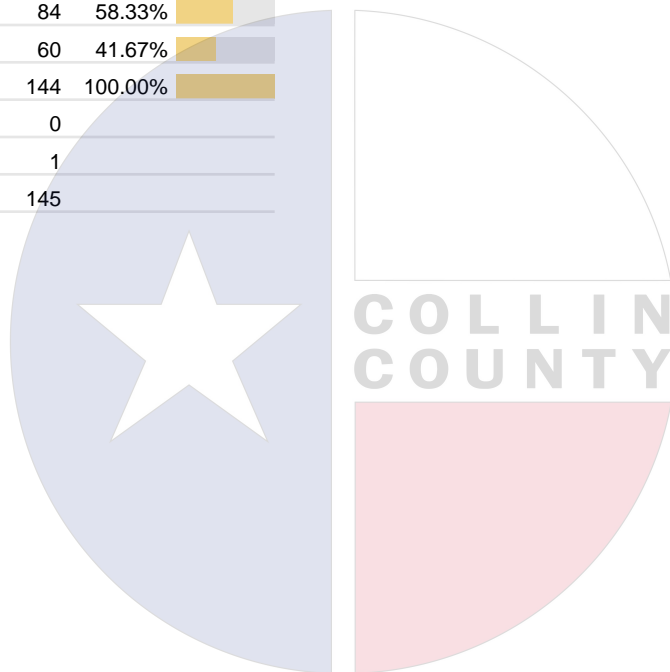
Vote For 1

	TOTAL	VOTE %	
Vikki Goodwin	108	74.48%	
Marcos Isaias Velez	37	25.52%	
Total Votes Cast	145	100.00%	
Overvotes	0		
Undervotes	0		
Contest Totals	145		

**DEM Attorney General**

Vote For 1

	TOTAL	VOTE %	
Nathan Johnson	84	58.33%	
Joe Jaworski	60	41.67%	
Total Votes Cast	144	100.00%	
Overvotes	0		
Undervotes	1		
Contest Totals	145		



Collin County Seal  
 Watermark Seal for Collin County.  
 Collin County Government

**PCT 056, 083, 133, 232**

Statistics	TOTAL
Ballots Cast - Total	1,318
Ballots Cast - Blank	1
Voter Turnout - Total	8.92%
Voter Turnout - Republican Party	0.00%

**REP US Senator**

Vote For 1

	TOTAL	VOTE %	
Ken Paxton	791	70.19%	
John Cornyn	336	29.81%	
Total Votes Cast	1,127	100.00%	
Overvotes	0		
Undervotes	2		
Contest Totals	1,129		

**REP Attorney General**

Vote For 1

	TOTAL	VOTE %	
Chip Roy	478	42.91%	
Mayes Middleton	636	57.09%	
Total Votes Cast	1,114	100.00%	
Overvotes	0		
Undervotes	15		
Contest Totals	1,129		

**REP Railroad Commissioner**

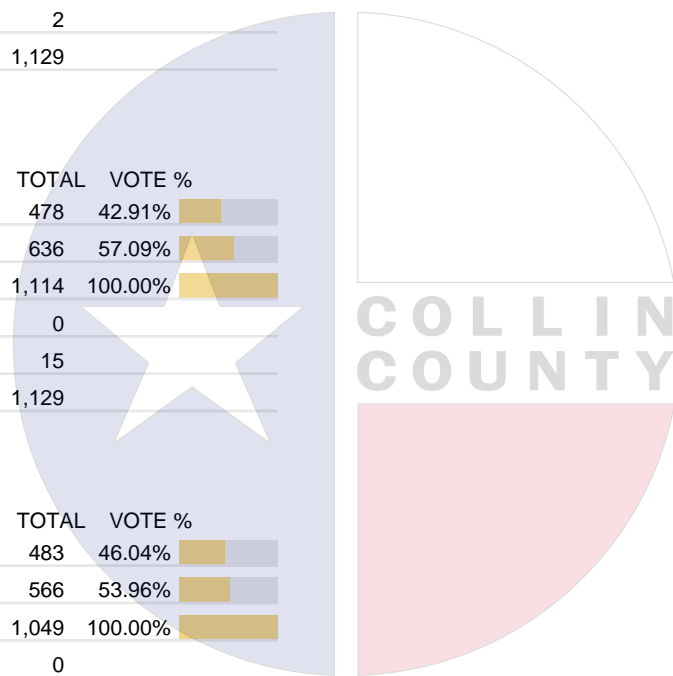
Vote For 1

	TOTAL	VOTE %	
Jim Wright	483	46.04%	
Bo French	566	53.96%	
Total Votes Cast	1,049	100.00%	
Overvotes	0		
Undervotes	80		
Contest Totals	1,129		

**REP Judge, Court of Criminal Appeals, Place 3**

Vote For 1

	TOTAL	VOTE %	
Alison Fox	404	41.27%	
Thomas Smith	575	58.73%	
Total Votes Cast	979	100.00%	
Overvotes	0		
Undervotes	150		
Contest Totals	1,129		



Collin County Seal  
 Watermark Seal for Collin County,  
 Collin County Government

**PCT 056, 083, 133, 232**

**DEM Lieutenant Governor**

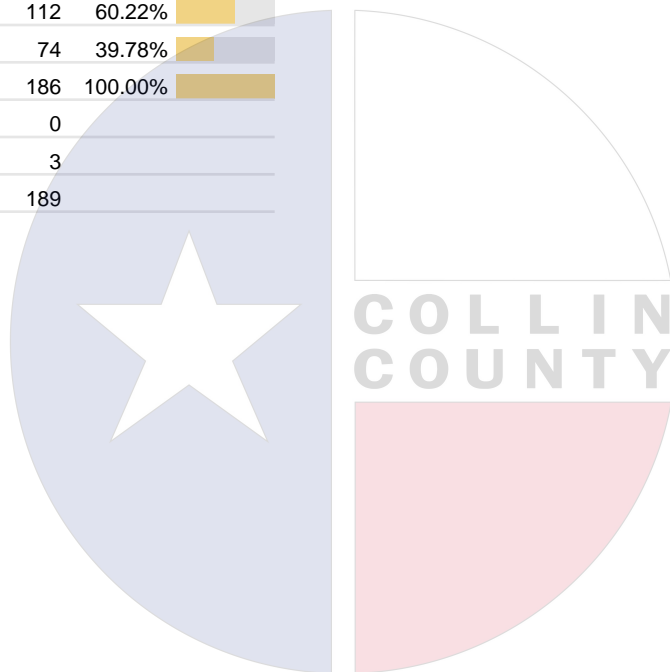
Vote For 1

	TOTAL	VOTE %	
Vikki Goodwin	133	70.74%	
Marcos Isaias Velez	55	29.26%	
Total Votes Cast	188	100.00%	
Overvotes	0		
Undervotes	1		
Contest Totals	189		

**DEM Attorney General**

Vote For 1

	TOTAL	VOTE %	
Nathan Johnson	112	60.22%	
Joe Jaworski	74	39.78%	
Total Votes Cast	186	100.00%	
Overvotes	0		
Undervotes	3		
Contest Totals	189		



Collin County Seal  
 Watermark Seal for Collin County.  
 Collin County Government

**PCT 057, 097, 102**

Statistics	TOTAL
Ballots Cast - Total	933
Ballots Cast - Blank	0
Voter Turnout - Total	17.38%
Voter Turnout - Republican Party	0.00%

**REP US Senator**

Vote For 1

	TOTAL	VOTE %	
Ken Paxton	486	58.98%	
John Cornyn	338	41.02%	
Total Votes Cast	824	100.00%	
Overvotes	1		
Undervotes	1		
Contest Totals	826		

**REP Attorney General**

Vote For 1

	TOTAL	VOTE %	
Chip Roy	442	55.04%	
Mayes Middleton	361	44.96%	
Total Votes Cast	803	100.00%	
Overvotes	1		
Undervotes	22		
Contest Totals	826		

**REP Railroad Commissioner**

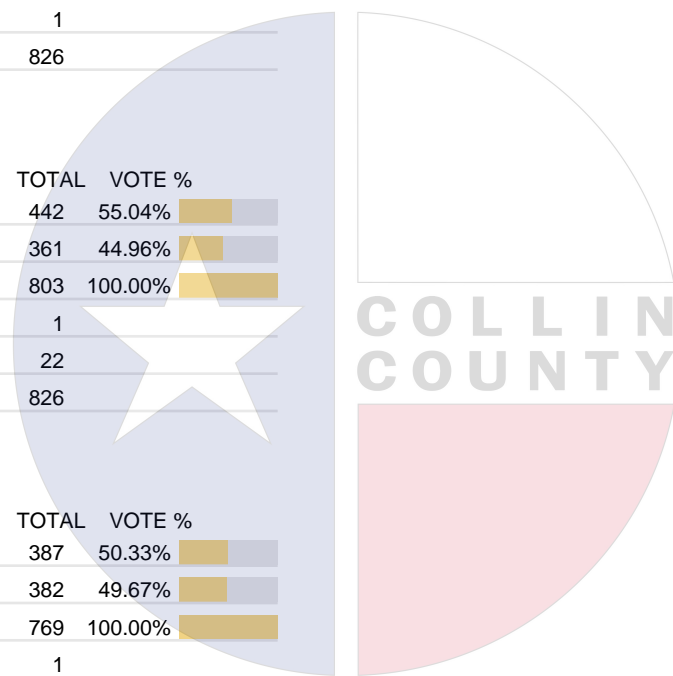
Vote For 1

	TOTAL	VOTE %	
Jim Wright	387	50.33%	
Bo French	382	49.67%	
Total Votes Cast	769	100.00%	
Overvotes	1		
Undervotes	56		
Contest Totals	826		

**REP Judge, Court of Criminal Appeals, Place 3**

Vote For 1

	TOTAL	VOTE %	
Alison Fox	310	43.54%	
Thomas Smith	402	56.46%	
Total Votes Cast	712	100.00%	
Overvotes	1		
Undervotes	113		
Contest Totals	826		



Collin County Seal  
 Watermark Seal for Collin County,  
 Collin County Government

**PCT 057, 097, 102**

**DEM Lieutenant Governor**

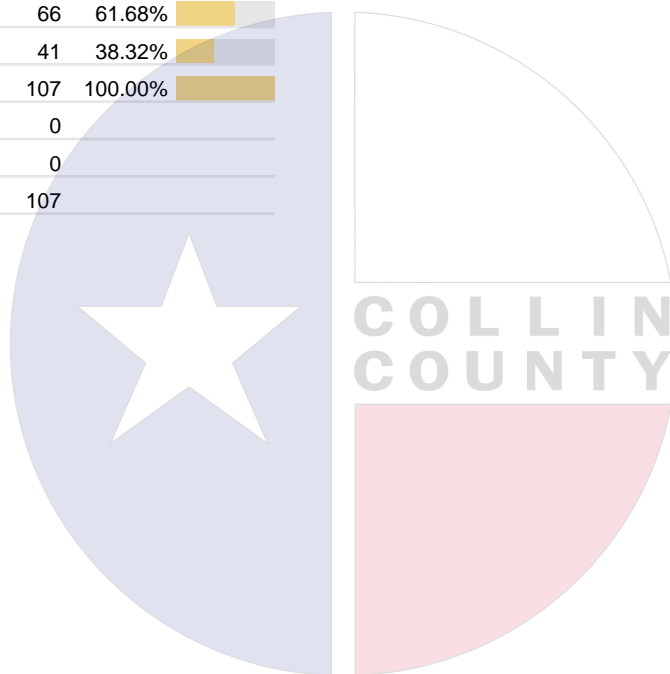
Vote For 1

	TOTAL	VOTE %	
Vikki Goodwin	90	84.11%	
Marcos Isaias Velez	17	15.89%	
Total Votes Cast	107	100.00%	
Overvotes	0		
Undervotes	0		
Contest Totals	107		

**DEM Attorney General**

Vote For 1

	TOTAL	VOTE %	
Nathan Johnson	66	61.68%	
Joe Jaworski	41	38.32%	
Total Votes Cast	107	100.00%	
Overvotes	0		
Undervotes	0		
Contest Totals	107		



Collin County Seal  
 Watermark Seal for Collin County.  
 Collin County Government

**PCT 059, 168, 227**

Statistics	TOTAL
Ballots Cast - Total	1,060
Ballots Cast - Blank	2
Voter Turnout - Total	10.31%
Voter Turnout - Republican Party	0.00%

**REP US Senator**

Vote For 1

	TOTAL	VOTE %	
Ken Paxton	582	63.89%	
John Cornyn	329	36.11%	
Total Votes Cast	911	100.00%	
Overvotes	0		
Undervotes	4		
Contest Totals	915		

**REP Attorney General**

Vote For 1

	TOTAL	VOTE %	
Chip Roy	418	46.76%	
Mayes Middleton	476	53.24%	
Total Votes Cast	894	100.00%	
Overvotes	0		
Undervotes	21		
Contest Totals	915		

**REP Railroad Commissioner**

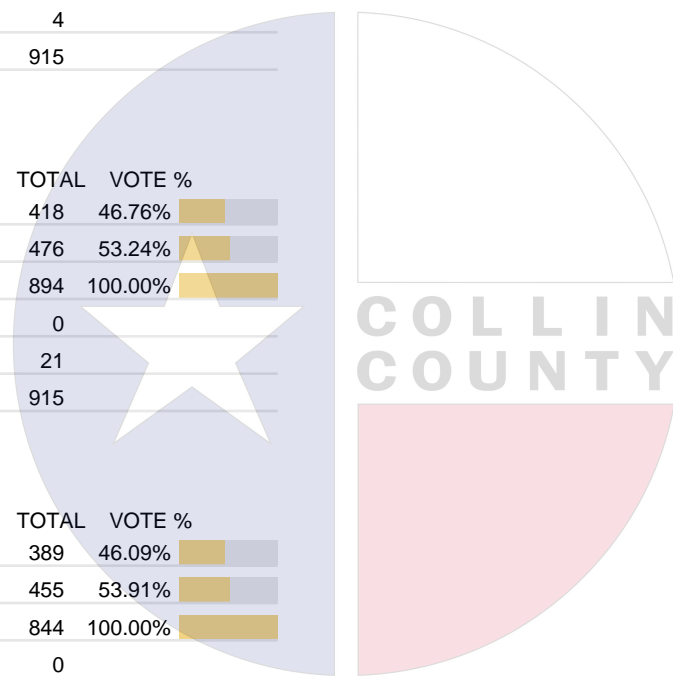
Vote For 1

	TOTAL	VOTE %	
Jim Wright	389	46.09%	
Bo French	455	53.91%	
Total Votes Cast	844	100.00%	
Overvotes	0		
Undervotes	71		
Contest Totals	915		

**REP Judge, Court of Criminal Appeals, Place 3**

Vote For 1

	TOTAL	VOTE %	
Alison Fox	307	38.57%	
Thomas Smith	489	61.43%	
Total Votes Cast	796	100.00%	
Overvotes	0		
Undervotes	119		
Contest Totals	915		



Collin County Seal  
 Watermark Seal for Collin County,  
 Collin County Government

**PCT 059, 168, 227**

**DEM Lieutenant Governor**

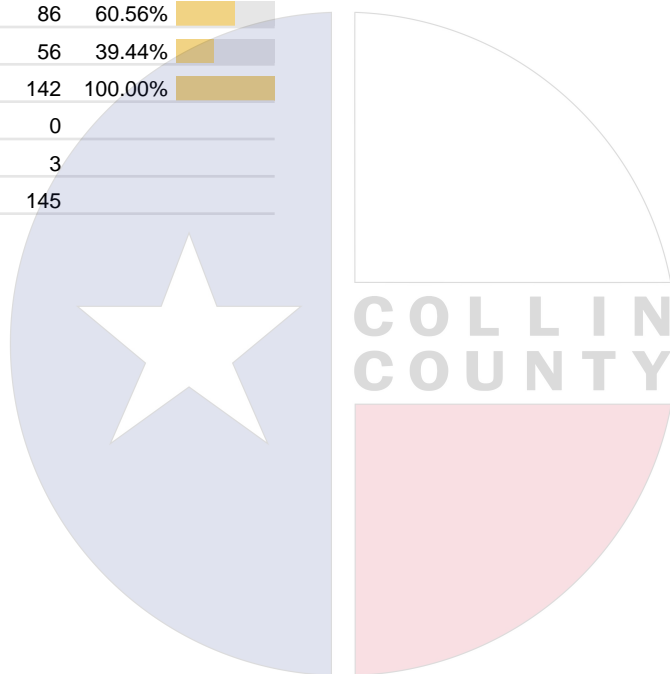
Vote For 1

	TOTAL	VOTE %	
Vikki Goodwin	113	79.58%	
Marcos Isaias Velez	29	20.42%	
Total Votes Cast	142	100.00%	
Overvotes	0		
Undervotes	3		
Contest Totals	145		

**DEM Attorney General**

Vote For 1

	TOTAL	VOTE %	
Nathan Johnson	86	60.56%	
Joe Jaworski	56	39.44%	
Total Votes Cast	142	100.00%	
Overvotes	0		
Undervotes	3		
Contest Totals	145		



Collin County Seal  
 Watermark Seal for Collin County.  
 Collin County Government

**PCT 060, 165, 175**

Statistics	TOTAL
Ballots Cast - Total	881
Ballots Cast - Blank	0
Voter Turnout - Total	13.71%
Voter Turnout - Republican Party	0.00%

**REP US Senator**

Vote For 1

	TOTAL	VOTE %	
Ken Paxton	516	63.78%	
John Cornyn	293	36.22%	
Total Votes Cast	809	100.00%	
Overvotes	0		
Undervotes	1		
Contest Totals	810		

**REP Attorney General**

Vote For 1

	TOTAL	VOTE %	
Chip Roy	388	48.62%	
Mayes Middleton	410	51.38%	
Total Votes Cast	798	100.00%	
Overvotes	0		
Undervotes	12		
Contest Totals	810		

**REP Railroad Commissioner**

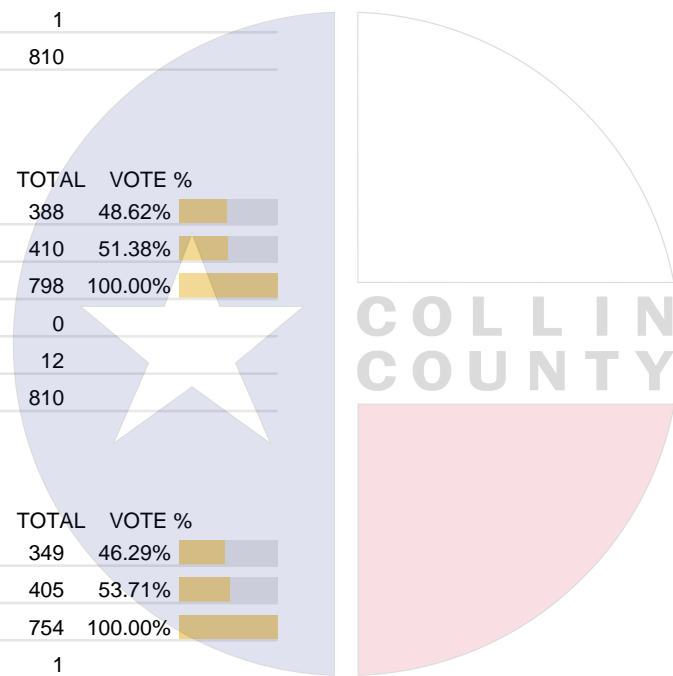
Vote For 1

	TOTAL	VOTE %	
Jim Wright	349	46.29%	
Bo French	405	53.71%	
Total Votes Cast	754	100.00%	
Overvotes	1		
Undervotes	55		
Contest Totals	810		

**REP Judge, Court of Criminal Appeals, Place 3**

Vote For 1

	TOTAL	VOTE %	
Alison Fox	278	40.35%	
Thomas Smith	411	59.65%	
Total Votes Cast	689	100.00%	
Overvotes	0		
Undervotes	121		
Contest Totals	810		



Collin County Seal  
 Watermark Seal for Collin County,  
 Collin County Government

## PCT 060, 165, 175

### DEM Lieutenant Governor

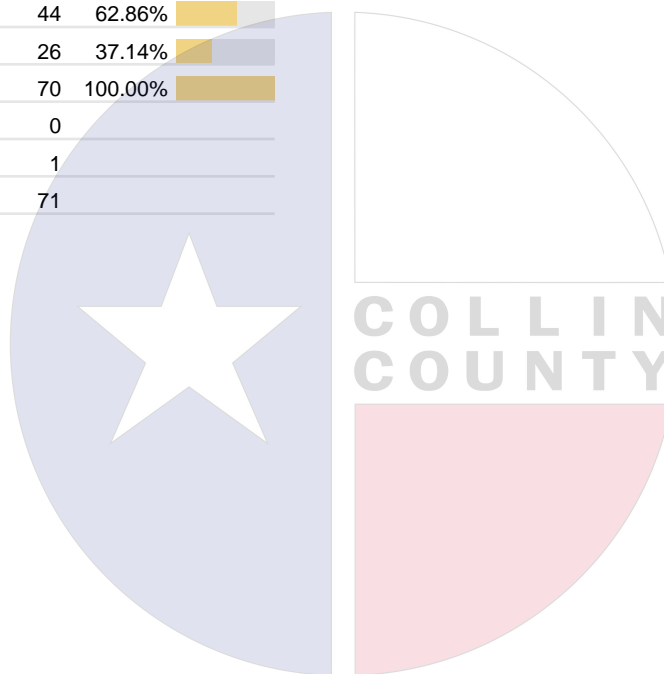
Vote For 1

	TOTAL	VOTE %	
Vikki Goodwin	54	77.14%	
Marcos Isaias Velez	16	22.86%	
Total Votes Cast	70	100.00%	
Overvotes	0		
Undervotes	1		
Contest Totals	71		

### DEM Attorney General

Vote For 1

	TOTAL	VOTE %	
Nathan Johnson	44	62.86%	
Joe Jaworski	26	37.14%	
Total Votes Cast	70	100.00%	
Overvotes	0		
Undervotes	1		
Contest Totals	71		



Collin County Seal  
 Watermark Seal for Collin County.  
 Collin County Government

**PCT 064, 069, 076**

Statistics	TOTAL
Ballots Cast - Total	1,502
Ballots Cast - Blank	3
Voter Turnout - Total	15.64%
Voter Turnout - Republican Party	0.00%

**REP US Senator**

Vote For 1

	TOTAL	VOTE %	
Ken Paxton	718	58.14%	
John Cornyn	517	41.86%	
Total Votes Cast	1,235	100.00%	
Overvotes	0		
Undervotes	6		
Contest Totals	1,241		

**REP Attorney General**

Vote For 1

	TOTAL	VOTE %	
Chip Roy	689	56.85%	
Mayes Middleton	523	43.15%	
Total Votes Cast	1,212	100.00%	
Overvotes	0		
Undervotes	29		
Contest Totals	1,241		

**REP Railroad Commissioner**

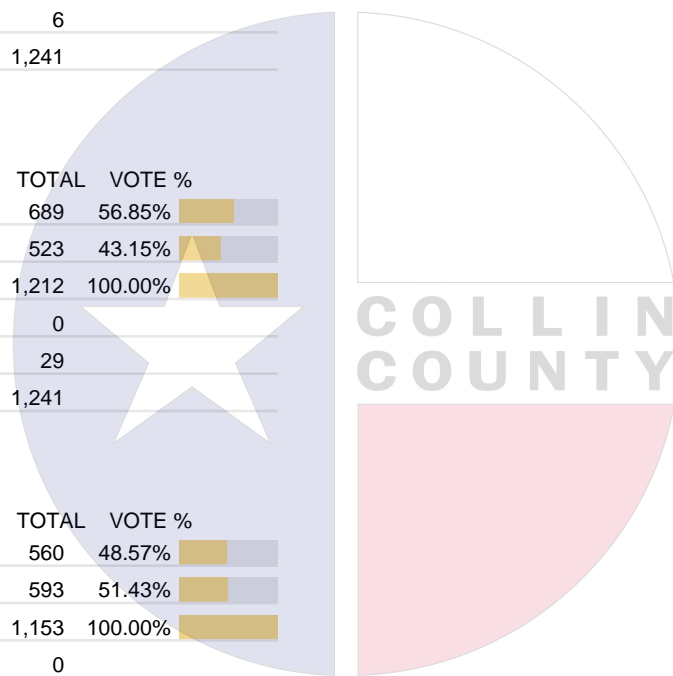
Vote For 1

	TOTAL	VOTE %	
Jim Wright	560	48.57%	
Bo French	593	51.43%	
Total Votes Cast	1,153	100.00%	
Overvotes	0		
Undervotes	88		
Contest Totals	1,241		

**REP Judge, Court of Criminal Appeals, Place 3**

Vote For 1

	TOTAL	VOTE %	
Alison Fox	442	40.85%	
Thomas Smith	640	59.15%	
Total Votes Cast	1,082	100.00%	
Overvotes	1		
Undervotes	158		
Contest Totals	1,241		



Collin County Seal  
 Watermark Seal for Collin County,  
 Collin County Government

**PCT 064, 069, 076**

**DEM Lieutenant Governor**

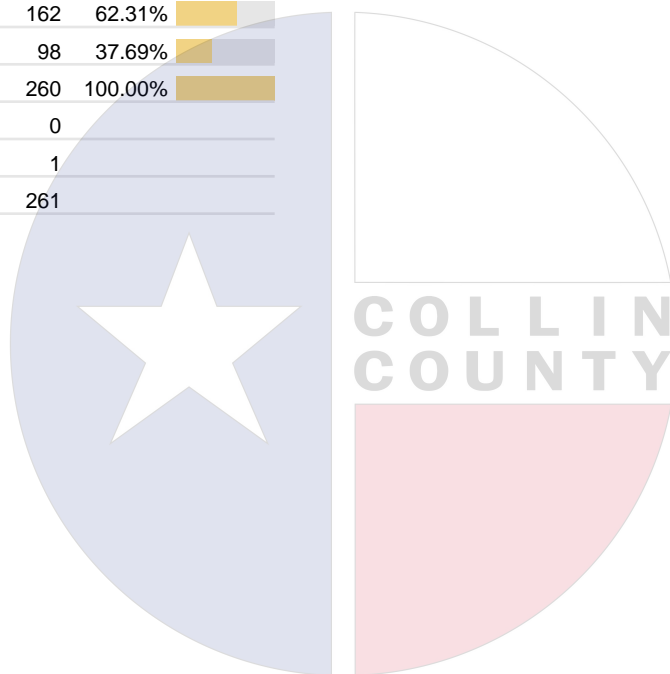
Vote For 1

	TOTAL	VOTE %	
Vikki Goodwin	222	85.71%	
Marcos Isaias Velez	37	14.29%	
Total Votes Cast	259	100.00%	
Overvotes	0		
Undervotes	2		
Contest Totals	261		

**DEM Attorney General**

Vote For 1

	TOTAL	VOTE %	
Nathan Johnson	162	62.31%	
Joe Jaworski	98	37.69%	
Total Votes Cast	260	100.00%	
Overvotes	0		
Undervotes	1		
Contest Totals	261		



Collin County Seal  
 Watermark Seal for Collin County.  
 Collin County Government

**PCT 073, 088, 115**

Statistics	TOTAL
Ballots Cast - Total	676
Ballots Cast - Blank	0
Voter Turnout - Total	10.82%
Voter Turnout - Republican Party	0.00%

**REP US Senator**

Vote For 1

	TOTAL	VOTE %
Ken Paxton	248	50.61%
John Cornyn	242	49.39%
Total Votes Cast	490	100.00%
Overvotes	2	
Undervotes	5	
Contest Totals	497	

**REP Attorney General**

Vote For 1

	TOTAL	VOTE %
Chip Roy	246	51.79%
Mayes Middleton	229	48.21%
Total Votes Cast	475	100.00%
Overvotes	2	
Undervotes	20	
Contest Totals	497	

**REP Railroad Commissioner**

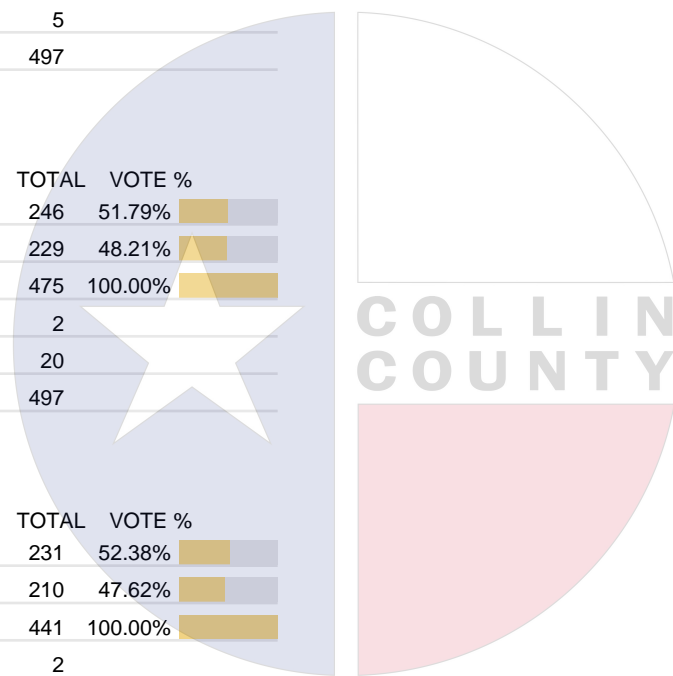
Vote For 1

	TOTAL	VOTE %
Jim Wright	231	52.38%
Bo French	210	47.62%
Total Votes Cast	441	100.00%
Overvotes	2	
Undervotes	54	
Contest Totals	497	

**REP Judge, Court of Criminal Appeals, Place 3**

Vote For 1

	TOTAL	VOTE %
Alison Fox	197	48.28%
Thomas Smith	211	51.72%
Total Votes Cast	408	100.00%
Overvotes	2	
Undervotes	87	
Contest Totals	497	



Collin County Seal  
 Watermark Seal for Collin County,  
 Collin County Government

**PCT 073, 088, 115**

**DEM Lieutenant Governor**

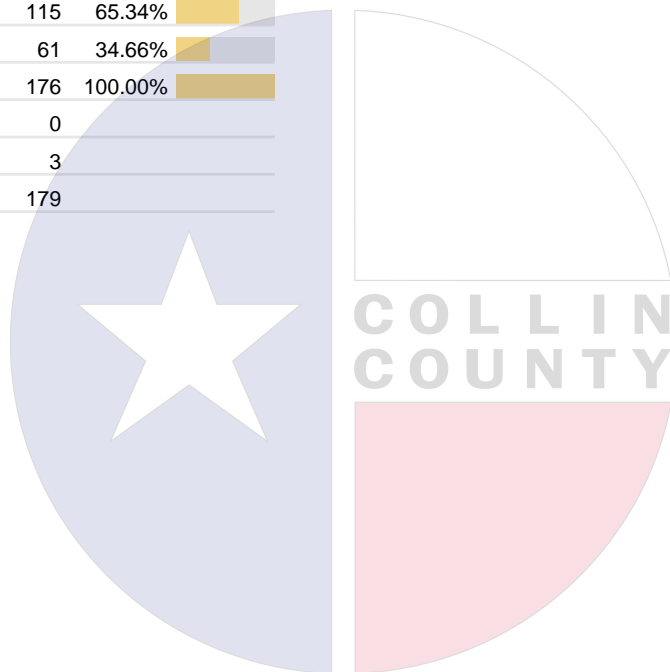
Vote For 1

	TOTAL	VOTE %	
Vikki Goodwin	151	84.36%	
Marcos Isaias Velez	28	15.64%	
Total Votes Cast	179	100.00%	
Overvotes	0		
Undervotes	0		
Contest Totals	179		

**DEM Attorney General**

Vote For 1

	TOTAL	VOTE %	
Nathan Johnson	115	65.34%	
Joe Jaworski	61	34.66%	
Total Votes Cast	176	100.00%	
Overvotes	0		
Undervotes	3		
Contest Totals	179		



Collin County Seal  
 Watermark Seal for Collin County.  
 Collin County Government

**PCT 077, 085, 091, 267**

Statistics	TOTAL
Ballots Cast - Total	989
Ballots Cast - Blank	0
Voter Turnout - Total	10.56%
Voter Turnout - Republican Party	0.00%

**REP US Senator**

Vote For 1

	TOTAL	VOTE %	
Ken Paxton	415	54.53%	
John Cornyn	346	45.47%	
Total Votes Cast	761	100.00%	
Overvotes	0		
Undervotes	2		
Contest Totals	763		

**REP Attorney General**

Vote For 1

	TOTAL	VOTE %	
Chip Roy	393	52.26%	
Mayes Middleton	359	47.74%	
Total Votes Cast	752	100.00%	
Overvotes	0		
Undervotes	11		
Contest Totals	763		

**REP Railroad Commissioner**

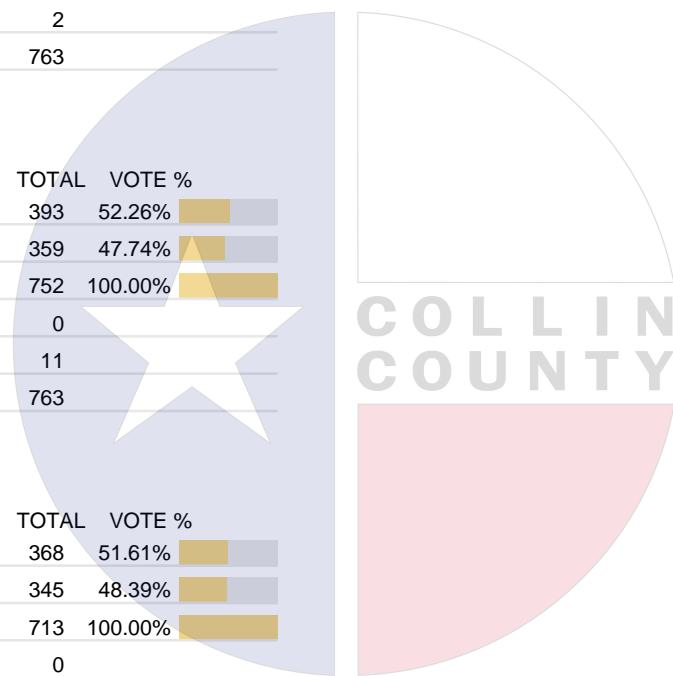
Vote For 1

	TOTAL	VOTE %	
Jim Wright	368	51.61%	
Bo French	345	48.39%	
Total Votes Cast	713	100.00%	
Overvotes	0		
Undervotes	50		
Contest Totals	763		

**REP Judge, Court of Criminal Appeals, Place 3**

Vote For 1

	TOTAL	VOTE %	
Alison Fox	288	42.29%	
Thomas Smith	393	57.71%	
Total Votes Cast	681	100.00%	
Overvotes	0		
Undervotes	82		
Contest Totals	763		



Collin County Seal  
 Watermark Seal for Collin County,  
 Collin County Government

**PCT 077, 085, 091, 267**

**DEM Lieutenant Governor**

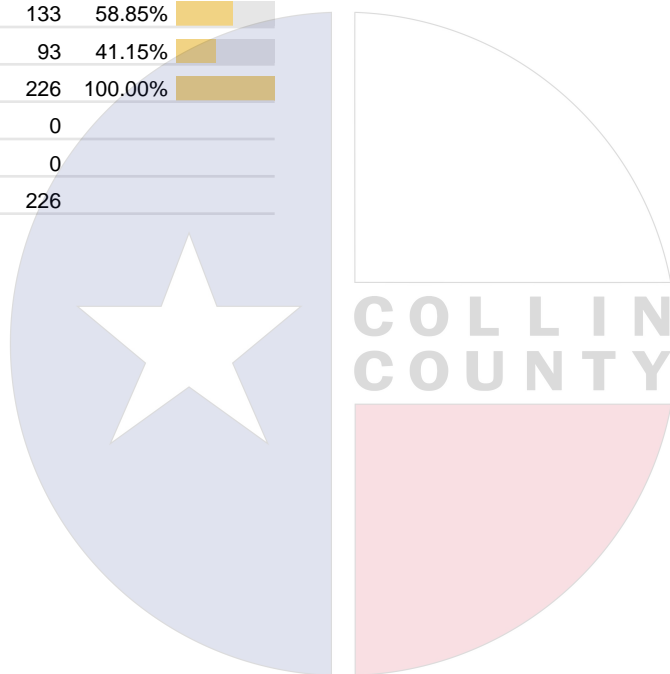
Vote For 1

	TOTAL	VOTE %	
Vikki Goodwin	184	81.42%	
Marcos Isaias Velez	42	18.58%	
Total Votes Cast	226	100.00%	
Overvotes	0		
Undervotes	0		
Contest Totals	226		

**DEM Attorney General**

Vote For 1

	TOTAL	VOTE %	
Nathan Johnson	133	58.85%	
Joe Jaworski	93	41.15%	
Total Votes Cast	226	100.00%	
Overvotes	0		
Undervotes	0		
Contest Totals	226		



Collin County Seal  
 Watermark Seal for Collin County.  
 Collin County Government

**PCT 079, 142, 164**

Statistics	TOTAL
Ballots Cast - Total	1,429
Ballots Cast - Blank	2
Voter Turnout - Total	18.40%
Voter Turnout - Republican Party	0.00%

**REP US Senator**

Vote For 1

	TOTAL	VOTE %	
Ken Paxton	433	42.16%	
John Cornyn	594	57.84%	
Total Votes Cast	1,027	100.00%	
Overvotes	3		
Undervotes	6		
Contest Totals	1,036		

**REP Attorney General**

Vote For 1

	TOTAL	VOTE %	
Chip Roy	485	48.21%	
Mayes Middleton	521	51.79%	
Total Votes Cast	1,006	100.00%	
Overvotes	3		
Undervotes	27		
Contest Totals	1,036		

**REP Railroad Commissioner**

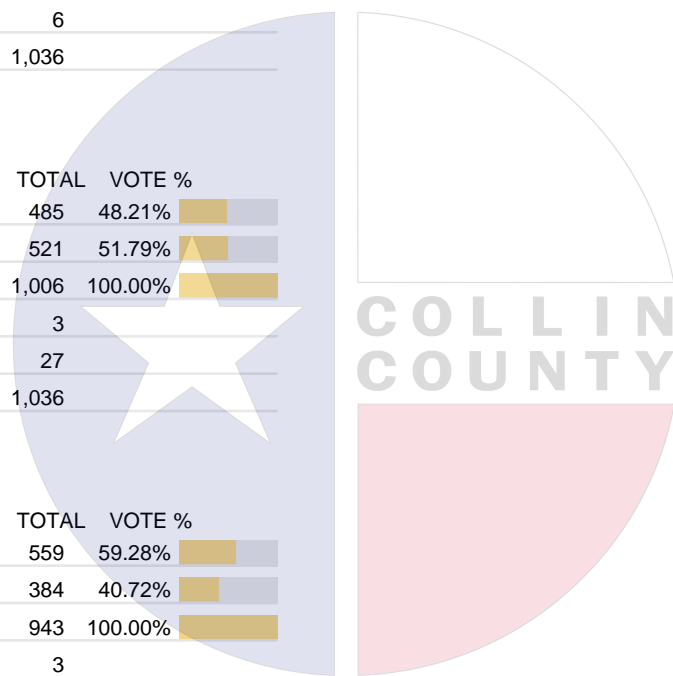
Vote For 1

	TOTAL	VOTE %	
Jim Wright	559	59.28%	
Bo French	384	40.72%	
Total Votes Cast	943	100.00%	
Overvotes	3		
Undervotes	90		
Contest Totals	1,036		

**REP Judge, Court of Criminal Appeals, Place 3**

Vote For 1

	TOTAL	VOTE %	
Alison Fox	446	51.21%	
Thomas Smith	425	48.79%	
Total Votes Cast	871	100.00%	
Overvotes	3		
Undervotes	162		
Contest Totals	1,036		



Collin County Seal  
 Watermark Seal for Collin County,  
 Collin County Government

**PCT 079, 142, 164**

**DEM Lieutenant Governor**

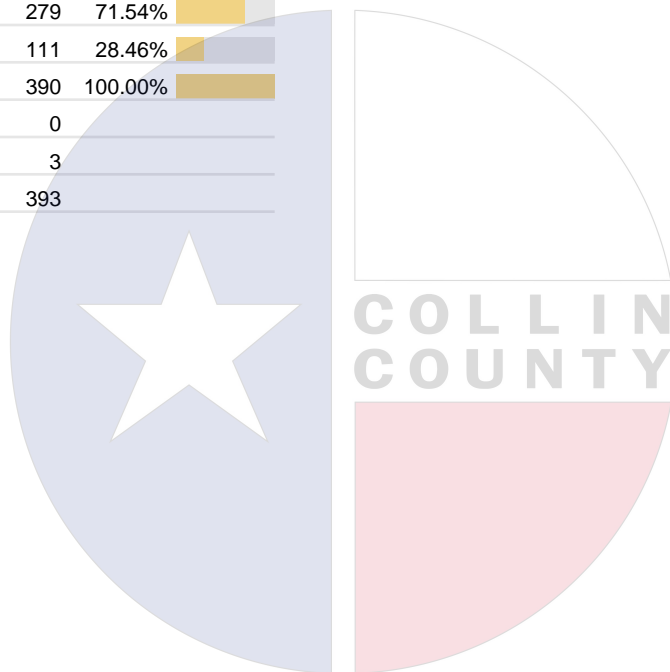
Vote For 1

	TOTAL	VOTE %	
Vikki Goodwin	354	90.31%	
Marcos Isaias Velez	38	9.69%	
Total Votes Cast	392	100.00%	
Overvotes	0		
Undervotes	1		
Contest Totals	393		

**DEM Attorney General**

Vote For 1

	TOTAL	VOTE %	
Nathan Johnson	279	71.54%	
Joe Jaworski	111	28.46%	
Total Votes Cast	390	100.00%	
Overvotes	0		
Undervotes	3		
Contest Totals	393		



Collin County Seal  
 Watermark Seal for Collin County.  
 Collin County Government

**PCT 080, 095, 145, 151**

Statistics	TOTAL
Ballots Cast - Total	954
Ballots Cast - Blank	0
Voter Turnout - Total	9.30%
Voter Turnout - Republican Party	0.00%

**REP US Senator**

Vote For 1

	TOTAL	VOTE %	
Ken Paxton	510	66.67%	
John Cornyn	255	33.33%	
Total Votes Cast	765	100.00%	
Overvotes	1		
Undervotes	1		
Contest Totals	767		

**REP Attorney General**

Vote For 1

	TOTAL	VOTE %	
Chip Roy	357	47.22%	
Mayes Middleton	399	52.78%	
Total Votes Cast	756	100.00%	
Overvotes	0		
Undervotes	11		
Contest Totals	767		

**REP Railroad Commissioner**

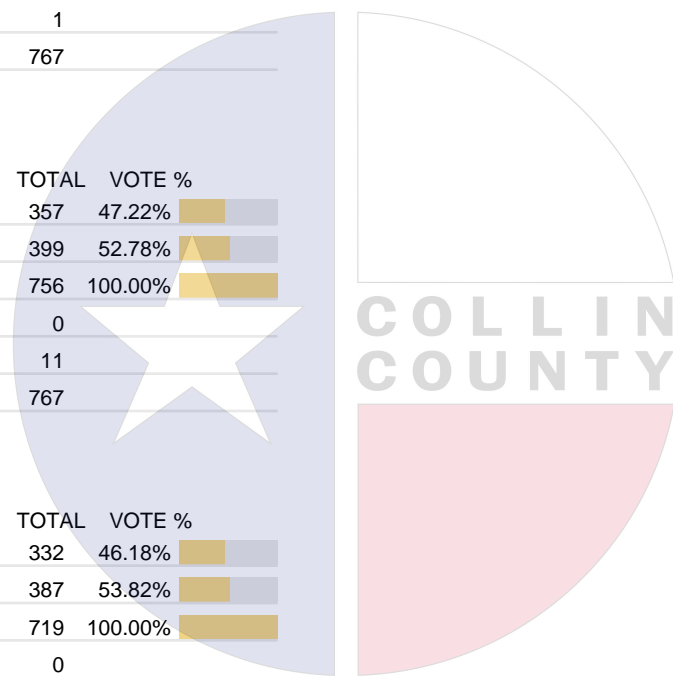
Vote For 1

	TOTAL	VOTE %	
Jim Wright	332	46.18%	
Bo French	387	53.82%	
Total Votes Cast	719	100.00%	
Overvotes	0		
Undervotes	48		
Contest Totals	767		

**REP Judge, Court of Criminal Appeals, Place 3**

Vote For 1

	TOTAL	VOTE %	
Alison Fox	284	41.64%	
Thomas Smith	398	58.36%	
Total Votes Cast	682	100.00%	
Overvotes	1		
Undervotes	84		
Contest Totals	767		



Collin County Seal  
 Watermark Seal for Collin County,  
 Collin County Government

**PCT 080, 095, 145, 151**

**DEM Lieutenant Governor**

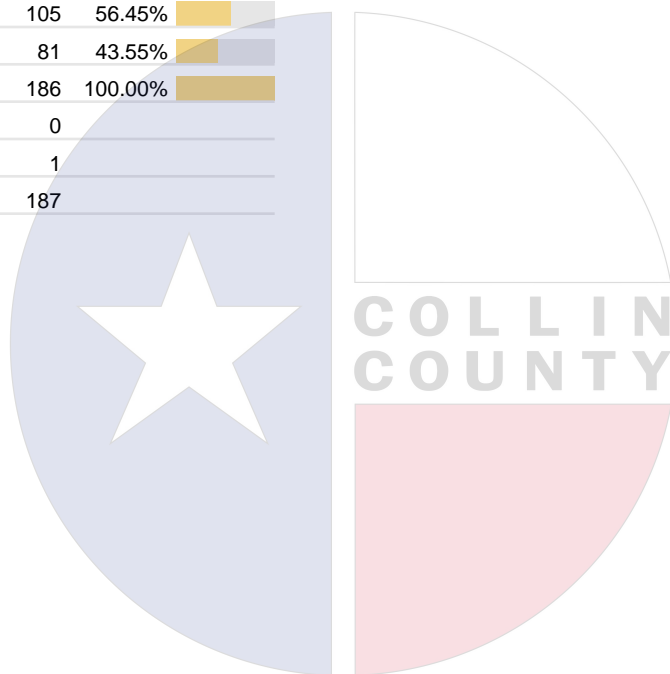
Vote For 1

	TOTAL	VOTE %	
Vikki Goodwin	150	81.08%	
Marcos Isaias Velez	35	18.92%	
Total Votes Cast	185	100.00%	
Overvotes	0		
Undervotes	2		
Contest Totals	187		

**DEM Attorney General**

Vote For 1

	TOTAL	VOTE %	
Nathan Johnson	105	56.45%	
Joe Jaworski	81	43.55%	
Total Votes Cast	186	100.00%	
Overvotes	0		
Undervotes	1		
Contest Totals	187		



Collin County Seal  
 Watermark Seal for Collin County.  
 Collin County Government

**PCT 081, 112, 137**

Statistics	TOTAL
Ballots Cast - Total	1,070
Ballots Cast - Blank	1
Voter Turnout - Total	13.40%
Voter Turnout - Republican Party	0.00%

**REP US Senator**

Vote For 1

	TOTAL	VOTE %	
Ken Paxton	435	48.50%	
John Cornyn	462	51.50%	
Total Votes Cast	897	100.00%	
Overvotes	0		
Undervotes	3		
Contest Totals	900		

**REP Attorney General**

Vote For 1

	TOTAL	VOTE %	
Chip Roy	412	46.98%	
Mayes Middleton	465	53.02%	
Total Votes Cast	877	100.00%	
Overvotes	0		
Undervotes	23		
Contest Totals	900		

**REP Railroad Commissioner**

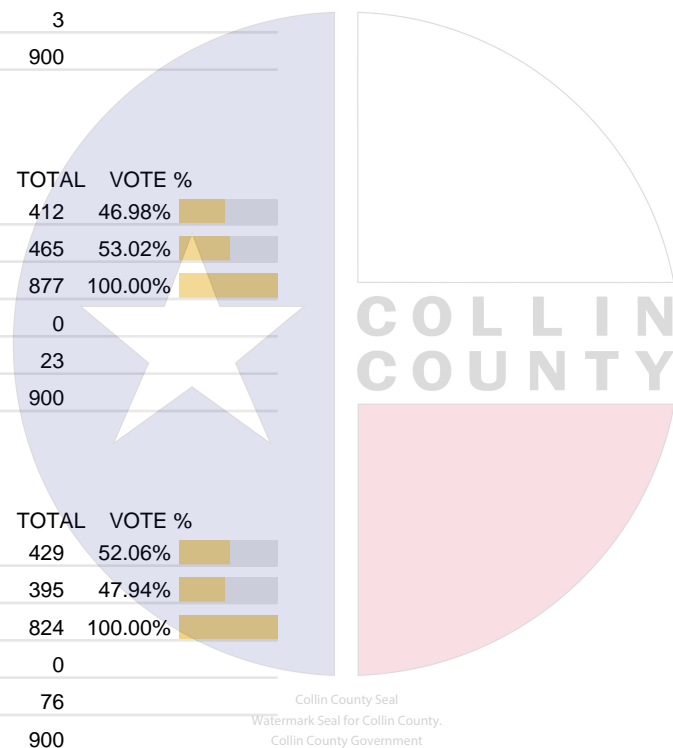
Vote For 1

	TOTAL	VOTE %	
Jim Wright	429	52.06%	
Bo French	395	47.94%	
Total Votes Cast	824	100.00%	
Overvotes	0		
Undervotes	76		
Contest Totals	900		

**REP Judge, Court of Criminal Appeals, Place 3**

Vote For 1

	TOTAL	VOTE %	
Alison Fox	339	44.72%	
Thomas Smith	419	55.28%	
Total Votes Cast	758	100.00%	
Overvotes	0		
Undervotes	142		
Contest Totals	900		



## PCT 081, 112, 137

### REP Justice of the Peace, Precinct No. 4

Vote For 1

	TOTAL	VOTE %	
Randy Farrar	365	49.06%	
Stephen Kallas	379	50.94%	
Total Votes Cast	744	100.00%	
Overvotes	1		
Undervotes	155		
Contest Totals	900		

### DEM Lieutenant Governor

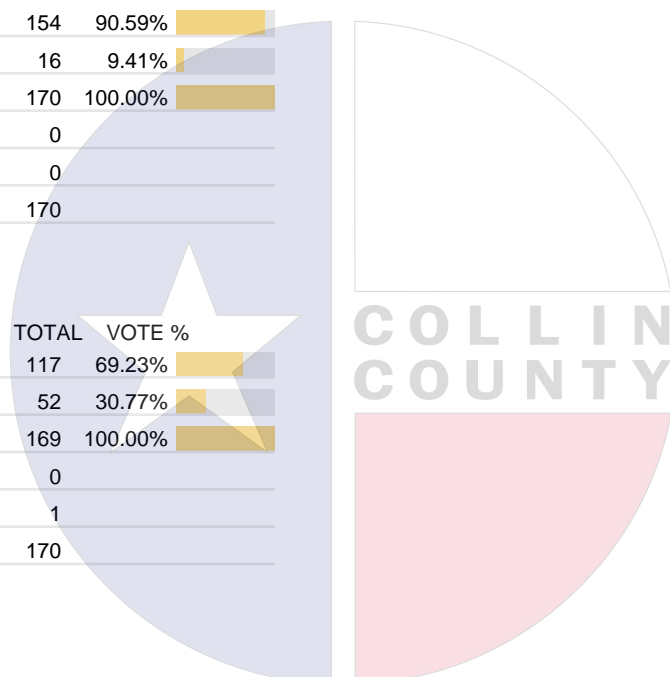
Vote For 1

	TOTAL	VOTE %	
Vikki Goodwin	154	90.59%	
Marcos Isaias Velez	16	9.41%	
Total Votes Cast	170	100.00%	
Overvotes	0		
Undervotes	0		
Contest Totals	170		

### DEM Attorney General

Vote For 1

	TOTAL	VOTE %	
Nathan Johnson	117	69.23%	
Joe Jaworski	52	30.77%	
Total Votes Cast	169	100.00%	
Overvotes	0		
Undervotes	1		
Contest Totals	170		



Collin County Seal  
 Watermark Seal for Collin County.  
 Collin County Government

**PCT 086, 108, 124**

Statistics	TOTAL
Ballots Cast - Total	1,152
Ballots Cast - Blank	0
Voter Turnout - Total	12.62%
Voter Turnout - Republican Party	0.00%

**REP US Senator**

Vote For 1

	TOTAL	VOTE %	
Ken Paxton	497	52.54%	
John Cornyn	449	47.46%	
Total Votes Cast	946	100.00%	
Overvotes	0		
Undervotes	4		
Contest Totals	950		

**REP Attorney General**

Vote For 1

	TOTAL	VOTE %	
Chip Roy	478	51.79%	
Mayes Middleton	445	48.21%	
Total Votes Cast	923	100.00%	
Overvotes	0		
Undervotes	27		
Contest Totals	950		

**REP Railroad Commissioner**

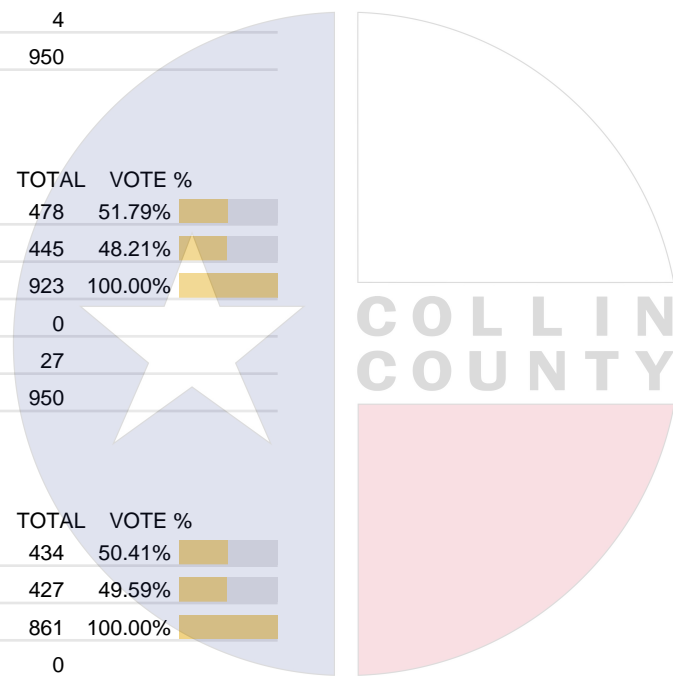
Vote For 1

	TOTAL	VOTE %	
Jim Wright	434	50.41%	
Bo French	427	49.59%	
Total Votes Cast	861	100.00%	
Overvotes	0		
Undervotes	89		
Contest Totals	950		

**REP Judge, Court of Criminal Appeals, Place 3**

Vote For 1

	TOTAL	VOTE %	
Alison Fox	358	45.61%	
Thomas Smith	427	54.39%	
Total Votes Cast	785	100.00%	
Overvotes	0		
Undervotes	165		
Contest Totals	950		



Collin County Seal  
 Watermark Seal for Collin County,  
 Collin County Government

## PCT 086, 108, 124

### REP Justice of the Peace, Precinct No. 4

Vote For 1

	TOTAL	VOTE %	
Randy Farrar	358	47.80%	
Stephen Kallas	391	52.20%	
Total Votes Cast	749	100.00%	
Overvotes	0		
Undervotes	201		
Contest Totals	950		

### DEM Lieutenant Governor

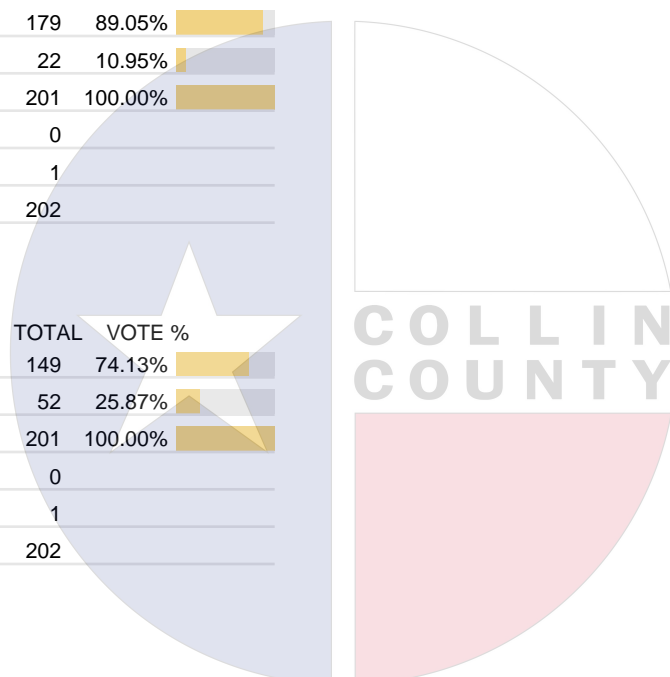
Vote For 1

	TOTAL	VOTE %	
Vikki Goodwin	179	89.05%	
Marcos Isaias Velez	22	10.95%	
Total Votes Cast	201	100.00%	
Overvotes	0		
Undervotes	1		
Contest Totals	202		

### DEM Attorney General

Vote For 1

	TOTAL	VOTE %	
Nathan Johnson	149	74.13%	
Joe Jaworski	52	25.87%	
Total Votes Cast	201	100.00%	
Overvotes	0		
Undervotes	1		
Contest Totals	202		



Collin County Seal  
 Watermark Seal for Collin County.  
 Collin County Government

**PCT 087, 234, 244**

Statistics	TOTAL
Ballots Cast - Total	820
Ballots Cast - Blank	1
Voter Turnout - Total	7.91%
Voter Turnout - Republican Party	0.00%

**REP US Senator**

Vote For 1

	TOTAL	VOTE %
Ken Paxton	385	56.95%
John Cornyn	291	43.05%
Total Votes Cast	676	100.00%
Overvotes	0	
Undervotes	2	
Contest Totals	678	

**REP Attorney General**

Vote For 1

	TOTAL	VOTE %
Chip Roy	348	54.80%
Mayes Middleton	287	45.20%
Total Votes Cast	635	100.00%
Overvotes	0	
Undervotes	43	
Contest Totals	678	

**REP Railroad Commissioner**

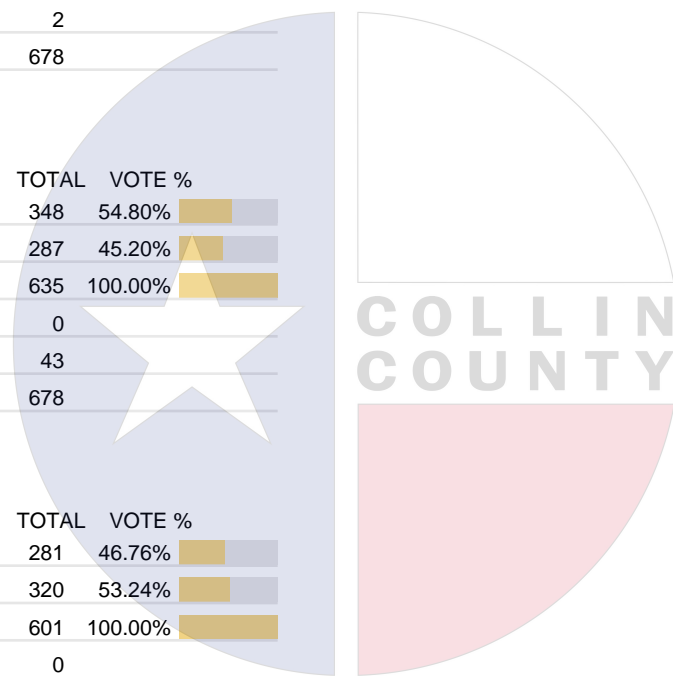
Vote For 1

	TOTAL	VOTE %
Jim Wright	281	46.76%
Bo French	320	53.24%
Total Votes Cast	601	100.00%
Overvotes	0	
Undervotes	77	
Contest Totals	678	

**REP Judge, Court of Criminal Appeals, Place 3**

Vote For 1

	TOTAL	VOTE %
Alison Fox	219	39.18%
Thomas Smith	340	60.82%
Total Votes Cast	559	100.00%
Overvotes	0	
Undervotes	119	
Contest Totals	678	



Collin County Seal  
 Watermark Seal for Collin County,  
 Collin County Government

**PCT 087, 234, 244**

**REP Justice of the Peace, Precinct No. 4**

Vote For 1

	TOTAL	VOTE %	
Randy Farrar	360	64.98%	
Stephen Kallas	194	35.02%	
Total Votes Cast	554	100.00%	
Overvotes	0		
Undervotes	124		
Contest Totals	678		

**DEM Lieutenant Governor**

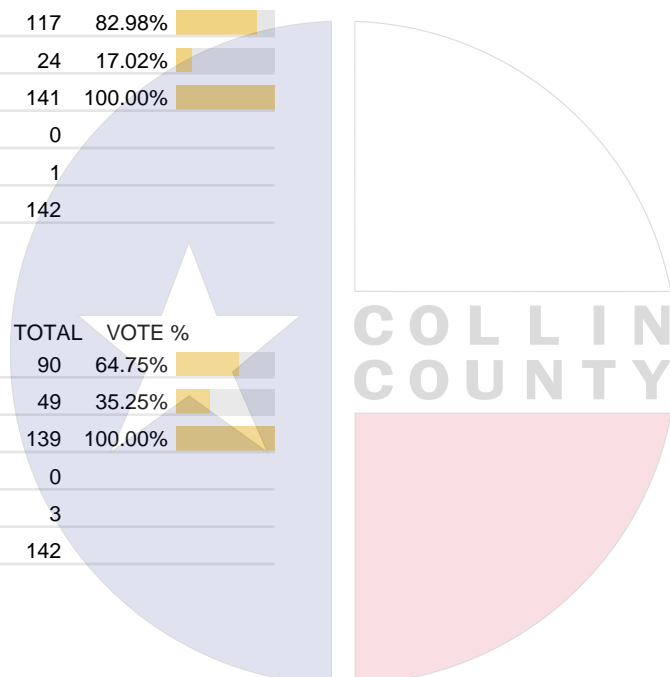
Vote For 1

	TOTAL	VOTE %	
Vikki Goodwin	117	82.98%	
Marcos Isaias Velez	24	17.02%	
Total Votes Cast	141	100.00%	
Overvotes	0		
Undervotes	1		
Contest Totals	142		

**DEM Attorney General**

Vote For 1

	TOTAL	VOTE %	
Nathan Johnson	90	64.75%	
Joe Jaworski	49	35.25%	
Total Votes Cast	139	100.00%	
Overvotes	0		
Undervotes	3		
Contest Totals	142		



Collin County Seal  
 Watermark Seal for Collin County.  
 Collin County Government

**PCT 089, 235**

Statistics	TOTAL
Ballots Cast - Total	562
Ballots Cast - Blank	0
Voter Turnout - Total	11.01%
Voter Turnout - Republican Party	0.00%

**REP US Senator**

Vote For 1

	TOTAL	VOTE %
Ken Paxton	273	56.29%
John Cornyn	212	43.71%
Total Votes Cast	485	100.00%
Overvotes	0	
Undervotes	2	
Contest Totals	487	

**REP Attorney General**

Vote For 1

	TOTAL	VOTE %
Chip Roy	223	46.75%
Mayes Middleton	254	53.25%
Total Votes Cast	477	100.00%
Overvotes	0	
Undervotes	10	
Contest Totals	487	

**REP Railroad Commissioner**

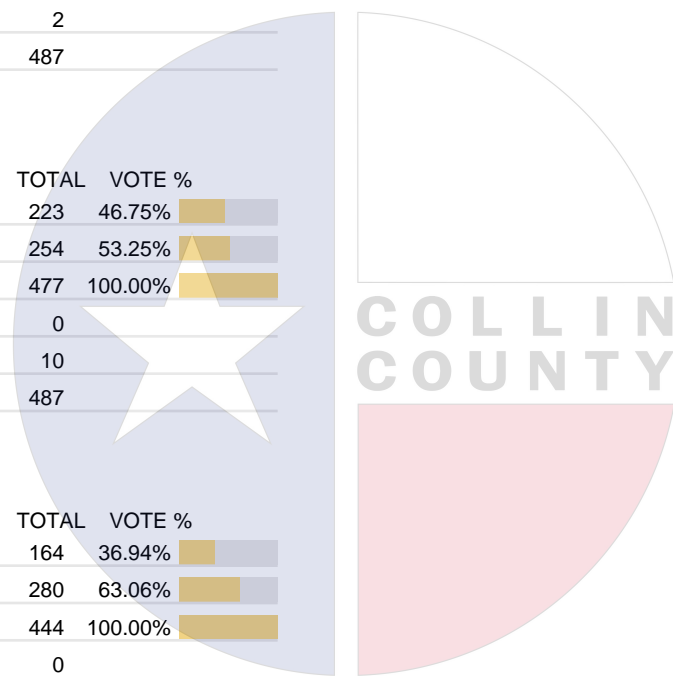
Vote For 1

	TOTAL	VOTE %
Jim Wright	164	36.94%
Bo French	280	63.06%
Total Votes Cast	444	100.00%
Overvotes	0	
Undervotes	43	
Contest Totals	487	

**REP Judge, Court of Criminal Appeals, Place 3**

Vote For 1

	TOTAL	VOTE %
Alison Fox	170	40.77%
Thomas Smith	247	59.23%
Total Votes Cast	417	100.00%
Overvotes	1	
Undervotes	69	
Contest Totals	487	



Collin County Seal  
 Watermark Seal for Collin County,  
 Collin County Government

## PCT 089, 235

### REP Justice of the Peace, Precinct No. 4

Vote For 1

	TOTAL	VOTE %	
Randy Farrar	209	52.12%	
Stephen Kallas	192	47.88%	
Total Votes Cast	401	100.00%	
Overvotes	0		
Undervotes	86		
Contest Totals	487		

### DEM Lieutenant Governor

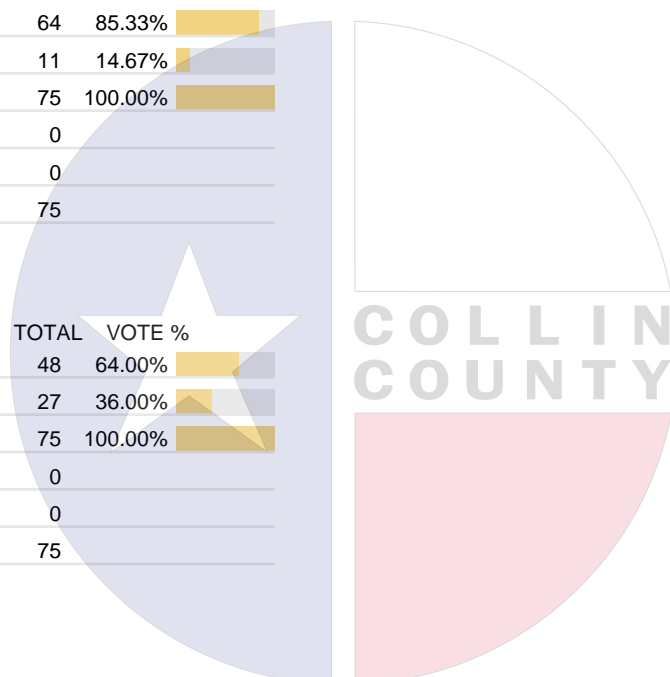
Vote For 1

	TOTAL	VOTE %	
Vikki Goodwin	64	85.33%	
Marcos Isaias Velez	11	14.67%	
Total Votes Cast	75	100.00%	
Overvotes	0		
Undervotes	0		
Contest Totals	75		

### DEM Attorney General

Vote For 1

	TOTAL	VOTE %	
Nathan Johnson	48	64.00%	
Joe Jaworski	27	36.00%	
Total Votes Cast	75	100.00%	
Overvotes	0		
Undervotes	0		
Contest Totals	75		



Collin County Seal  
 Watermark Seal for Collin County.  
 Collin County Government

**PCT 090, 123, 143**

Statistics	TOTAL
Ballots Cast - Total	1,227
Ballots Cast - Blank	0
Voter Turnout - Total	16.90%
Voter Turnout - Republican Party	0.00%

**REP US Senator**

Vote For 1

	TOTAL	VOTE %	
Ken Paxton	511	45.50%	
John Cornyn	612	54.50%	
Total Votes Cast	1,123	100.00%	
Overvotes	0		
Undervotes	2		
Contest Totals	1,125		

**REP Attorney General**

Vote For 1

	TOTAL	VOTE %	
Chip Roy	563	51.51%	
Mayes Middleton	530	48.49%	
Total Votes Cast	1,093	100.00%	
Overvotes	0		
Undervotes	32		
Contest Totals	1,125		

**REP Railroad Commissioner**

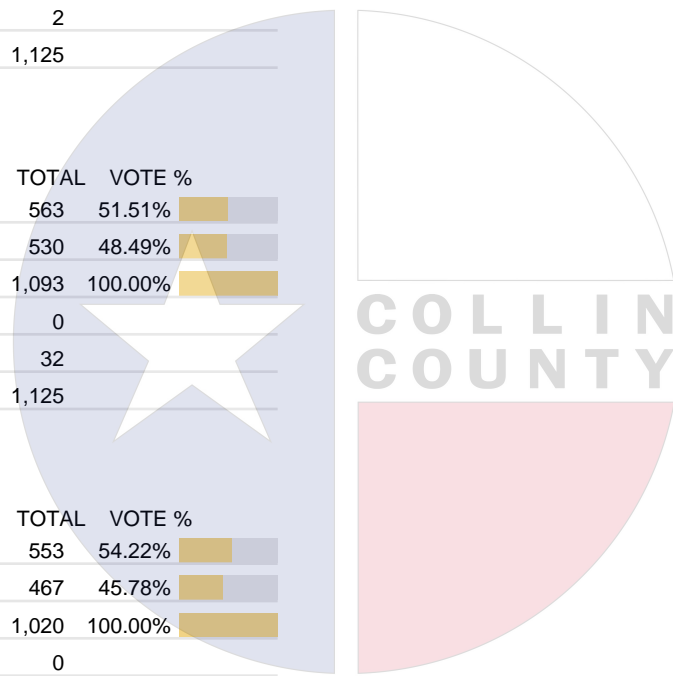
Vote For 1

	TOTAL	VOTE %	
Jim Wright	553	54.22%	
Bo French	467	45.78%	
Total Votes Cast	1,020	100.00%	
Overvotes	0		
Undervotes	105		
Contest Totals	1,125		

**REP Judge, Court of Criminal Appeals, Place 3**

Vote For 1

	TOTAL	VOTE %	
Alison Fox	430	46.49%	
Thomas Smith	495	53.51%	
Total Votes Cast	925	100.00%	
Overvotes	0		
Undervotes	200		
Contest Totals	1,125		



Collin County Seal  
 Watermark Seal for Collin County,  
 Collin County Government

## PCT 090, 123, 143

### REP Justice of the Peace, Precinct No. 4

Vote For 1

	TOTAL	VOTE %	
Randy Farrar	357	40.99%	
Stephen Kallas	514	59.01%	
Total Votes Cast	871	100.00%	
Overvotes	0		
Undervotes	254		
Contest Totals	1,125		

### DEM Lieutenant Governor

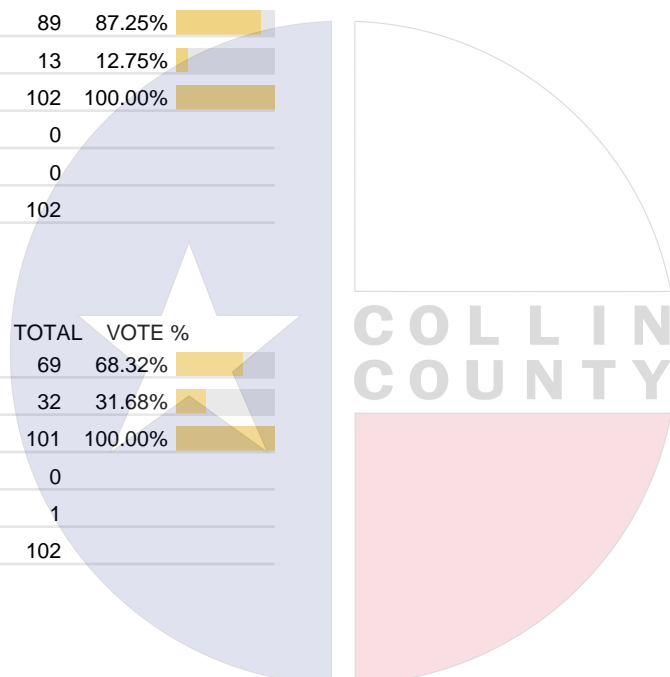
Vote For 1

	TOTAL	VOTE %	
Vikki Goodwin	89	87.25%	
Marcos Isaias Velez	13	12.75%	
Total Votes Cast	102	100.00%	
Overvotes	0		
Undervotes	0		
Contest Totals	102		

### DEM Attorney General

Vote For 1

	TOTAL	VOTE %	
Nathan Johnson	69	68.32%	
Joe Jaworski	32	31.68%	
Total Votes Cast	101	100.00%	
Overvotes	0		
Undervotes	1		
Contest Totals	102		



Collin County Seal  
 Watermark Seal for Collin County.  
 Collin County Government

**PCT 094, 110, 125, 258**

Statistics	TOTAL
Ballots Cast - Total	1,482
Ballots Cast - Blank	0
Voter Turnout - Total	12.20%
Voter Turnout - Republican Party	0.00%

**REP US Senator**

Vote For 1

	TOTAL	VOTE %	
Ken Paxton	655	55.60%	
John Cornyn	523	44.40%	
Total Votes Cast	1,178	100.00%	
Overvotes	0		
Undervotes	2		
Contest Totals	1,180		

**REP Attorney General**

Vote For 1

	TOTAL	VOTE %	
Chip Roy	592	51.34%	
Mayes Middleton	561	48.66%	
Total Votes Cast	1,153	100.00%	
Overvotes	0		
Undervotes	27		
Contest Totals	1,180		

**REP Railroad Commissioner**

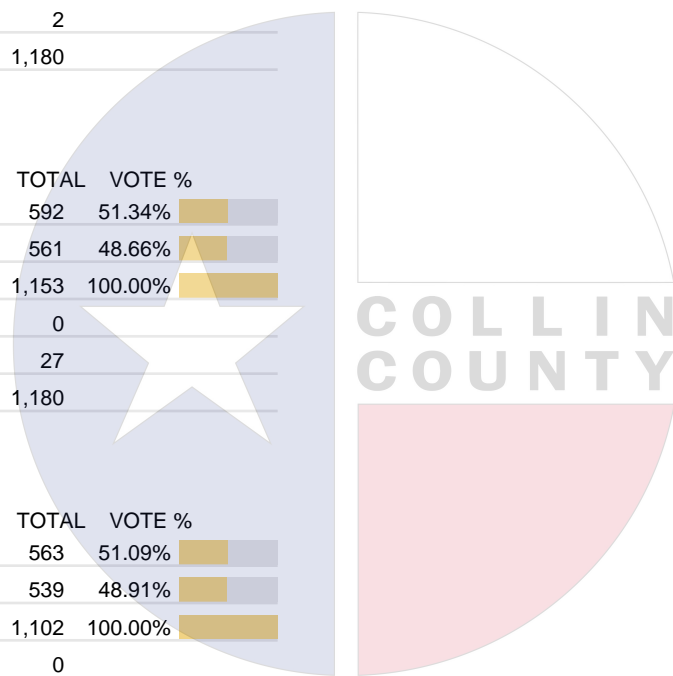
Vote For 1

	TOTAL	VOTE %	
Jim Wright	563	51.09%	
Bo French	539	48.91%	
Total Votes Cast	1,102	100.00%	
Overvotes	0		
Undervotes	78		
Contest Totals	1,180		

**REP Judge, Court of Criminal Appeals, Place 3**

Vote For 1

	TOTAL	VOTE %	
Alison Fox	463	44.73%	
Thomas Smith	572	55.27%	
Total Votes Cast	1,035	100.00%	
Overvotes	0		
Undervotes	145		
Contest Totals	1,180		



Collin County Seal  
 Watermark Seal for Collin County,  
 Collin County Government

**PCT 094, 110, 125, 258**

**DEM Lieutenant Governor**

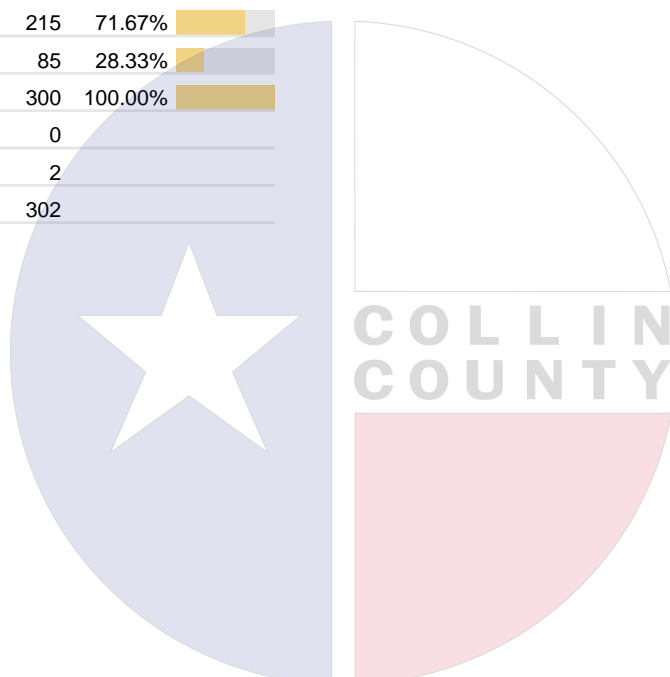
Vote For 1

	TOTAL	VOTE %	
Vikki Goodwin	244	81.06%	
Marcos Isaias Velez	57	18.94%	
Total Votes Cast	301	100.00%	
Overvotes	0		
Undervotes	1		
Contest Totals	302		

**DEM Attorney General**

Vote For 1

	TOTAL	VOTE %	
Nathan Johnson	215	71.67%	
Joe Jaworski	85	28.33%	
Total Votes Cast	300	100.00%	
Overvotes	0		
Undervotes	2		
Contest Totals	302		



Collin County Seal  
 Watermark Seal for Collin County.  
 Collin County Government

**PCT 101, 177, 184**

Statistics	TOTAL
Ballots Cast - Total	859
Ballots Cast - Blank	3
Voter Turnout - Total	7.72%
Voter Turnout - Republican Party	0.00%

**REP US Senator**

Vote For 1

	TOTAL	VOTE %
Ken Paxton	506	68.66%
John Cornyn	231	31.34%
Total Votes Cast	737	100.00%
Overvotes	0	
Undervotes	2	
Contest Totals	739	

**REP Attorney General**

Vote For 1

	TOTAL	VOTE %
Chip Roy	319	44.55%
Mayes Middleton	397	55.45%
Total Votes Cast	716	100.00%
Overvotes	1	
Undervotes	22	
Contest Totals	739	

**REP Railroad Commissioner**

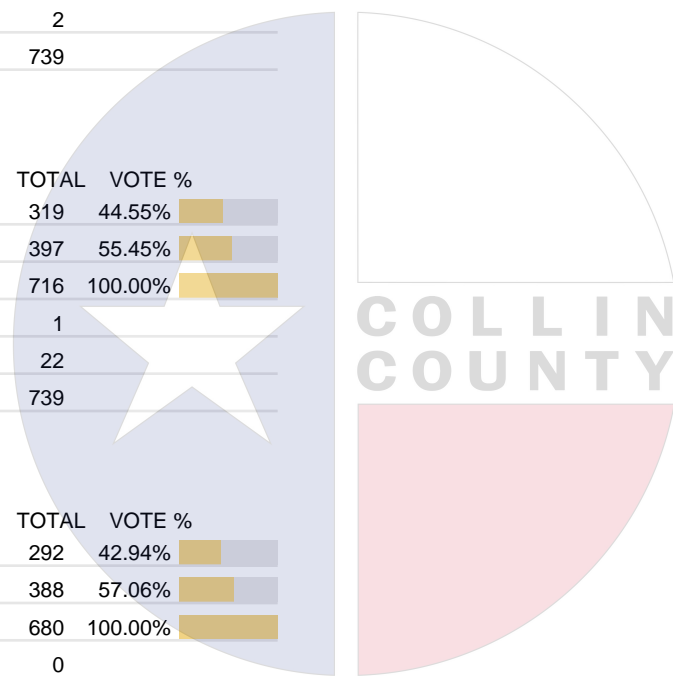
Vote For 1

	TOTAL	VOTE %
Jim Wright	292	42.94%
Bo French	388	57.06%
Total Votes Cast	680	100.00%
Overvotes	0	
Undervotes	59	
Contest Totals	739	

**REP Judge, Court of Criminal Appeals, Place 3**

Vote For 1

	TOTAL	VOTE %
Alison Fox	224	35.05%
Thomas Smith	415	64.95%
Total Votes Cast	639	100.00%
Overvotes	0	
Undervotes	100	
Contest Totals	739	



Collin County Seal  
 Watermark Seal for Collin County,  
 Collin County Government

## PCT 101, 177, 184

### REP Justice of the Peace, Precinct No. 4

Vote For 1

	TOTAL	VOTE %	
Randy Farrar	304	50.33%	
Stephen Kallas	300	49.67%	
Total Votes Cast	604	100.00%	
Overvotes	0		
Undervotes	135		
Contest Totals	739		

### DEM Lieutenant Governor

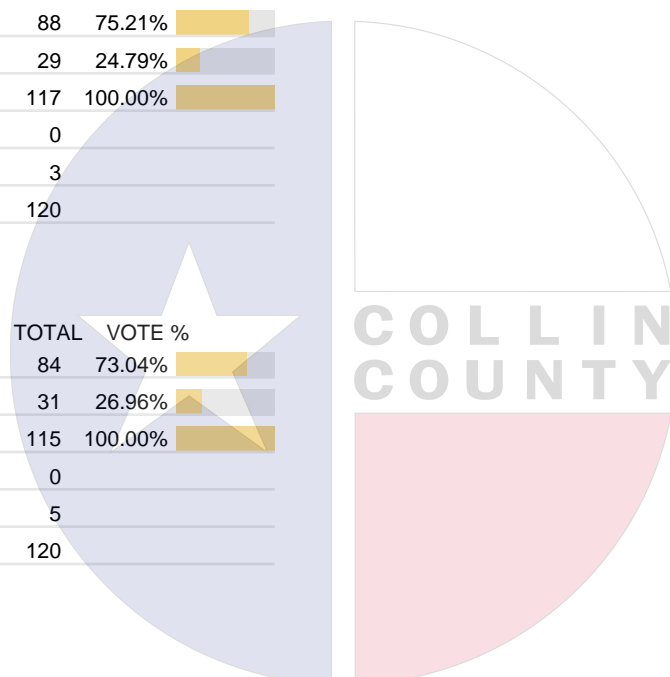
Vote For 1

	TOTAL	VOTE %	
Vikki Goodwin	88	75.21%	
Marcos Isaias Velez	29	24.79%	
Total Votes Cast	117	100.00%	
Overvotes	0		
Undervotes	3		
Contest Totals	120		

### DEM Attorney General

Vote For 1

	TOTAL	VOTE %	
Nathan Johnson	84	73.04%	
Joe Jaworski	31	26.96%	
Total Votes Cast	115	100.00%	
Overvotes	0		
Undervotes	5		
Contest Totals	120		



Collin County Seal  
 Watermark Seal for Collin County.  
 Collin County Government

**PCT 107, 119, 246**

Statistics	TOTAL
Ballots Cast - Total	1,315
Ballots Cast - Blank	0
Voter Turnout - Total	15.56%
Voter Turnout - Republican Party	0.00%

**REP US Senator**

Vote For 1

	TOTAL	VOTE %	
Ken Paxton	612	57.84%	
John Cornyn	446	42.16%	
Total Votes Cast	1,058	100.00%	
Overvotes	0		
Undervotes	2		
Contest Totals	1,060		

**REP Attorney General**

Vote For 1

	TOTAL	VOTE %	
Chip Roy	546	52.45%	
Mayes Middleton	495	47.55%	
Total Votes Cast	1,041	100.00%	
Overvotes	0		
Undervotes	19		
Contest Totals	1,060		

**REP Railroad Commissioner**

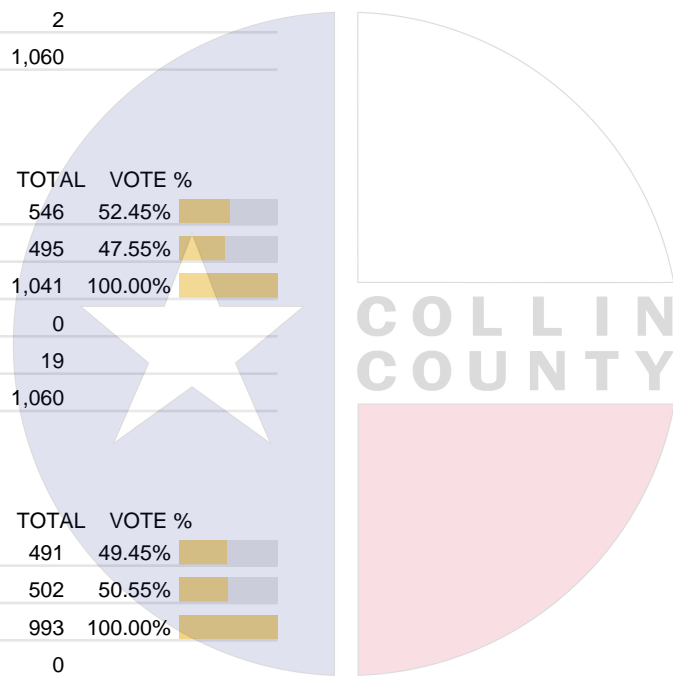
Vote For 1

	TOTAL	VOTE %	
Jim Wright	491	49.45%	
Bo French	502	50.55%	
Total Votes Cast	993	100.00%	
Overvotes	0		
Undervotes	67		
Contest Totals	1,060		

**REP Judge, Court of Criminal Appeals, Place 3**

Vote For 1

	TOTAL	VOTE %	
Alison Fox	375	40.54%	
Thomas Smith	550	59.46%	
Total Votes Cast	925	100.00%	
Overvotes	0		
Undervotes	135		
Contest Totals	1,060		



Collin County Seal  
 Watermark Seal for Collin County,  
 Collin County Government

**PCT 107, 119, 246**

**DEM Lieutenant Governor**

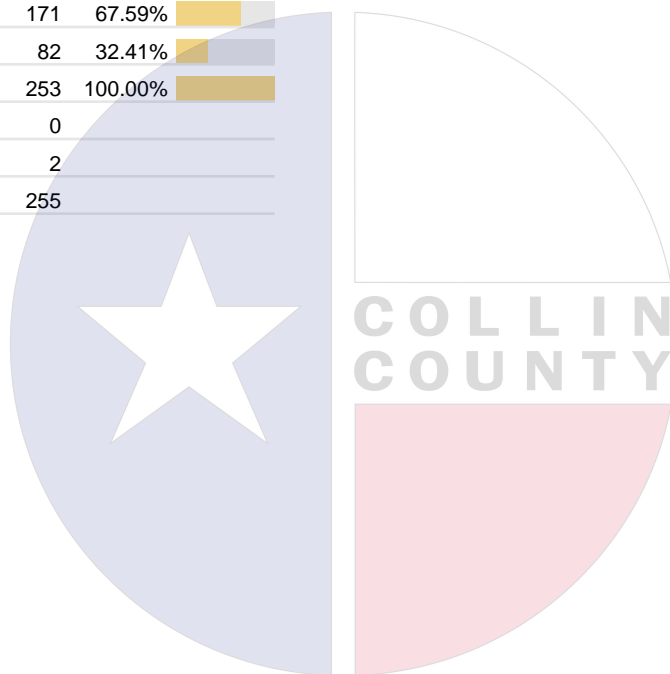
Vote For 1

	TOTAL	VOTE %	
Vikki Goodwin	216	84.71%	
Marcos Isaias Velez	39	15.29%	
Total Votes Cast	255	100.00%	
Overvotes	0		
Undervotes	0		
Contest Totals	255		

**DEM Attorney General**

Vote For 1

	TOTAL	VOTE %	
Nathan Johnson	171	67.59%	
Joe Jaworski	82	32.41%	
Total Votes Cast	253	100.00%	
Overvotes	0		
Undervotes	2		
Contest Totals	255		



Collin County Seal  
 Watermark Seal for Collin County.  
 Collin County Government

## PCT 109, 116, 176

Statistics	TOTAL
Ballots Cast - Total	1,607
Ballots Cast - Blank	0
Voter Turnout - Total	11.74%
Voter Turnout - Republican Party	0.00%

### REP US Senator

Vote For 1

	TOTAL	VOTE %	
Ken Paxton	692	50.14%	
John Cornyn	688	49.86%	
Total Votes Cast	1,380	100.00%	
Overvotes	0		
Undervotes	4		
Contest Totals	1,384		

### REP Attorney General

Vote For 1

	TOTAL	VOTE %	
Chip Roy	636	47.93%	
Mayes Middleton	691	52.07%	
Total Votes Cast	1,327	100.00%	
Overvotes	0		
Undervotes	57		
Contest Totals	1,384		

### REP Railroad Commissioner

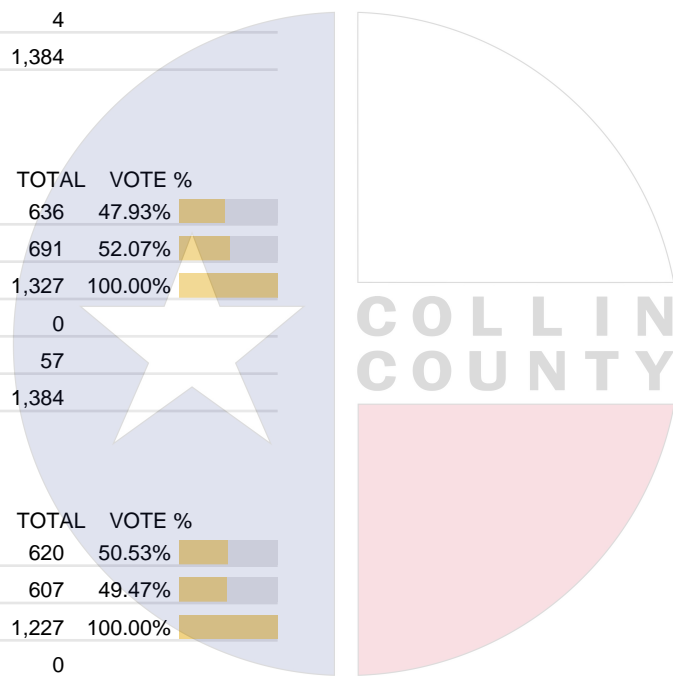
Vote For 1

	TOTAL	VOTE %	
Jim Wright	620	50.53%	
Bo French	607	49.47%	
Total Votes Cast	1,227	100.00%	
Overvotes	0		
Undervotes	157		
Contest Totals	1,384		

### REP Judge, Court of Criminal Appeals, Place 3

Vote For 1

	TOTAL	VOTE %	
Alison Fox	469	41.58%	
Thomas Smith	659	58.42%	
Total Votes Cast	1,128	100.00%	
Overvotes	0		
Undervotes	256		
Contest Totals	1,384		



Collin County Seal  
 Watermark Seal for Collin County,  
 Collin County Government

## PCT 109, 116, 176

### REP Justice of the Peace, Precinct No. 4

Vote For 1

	TOTAL	VOTE %	
Randy Farrar	436	40.98%	
Stephen Kallas	628	59.02%	
Total Votes Cast	1,064	100.00%	
Overvotes	0		
Undervotes	320		
Contest Totals	1,384		

### DEM Lieutenant Governor

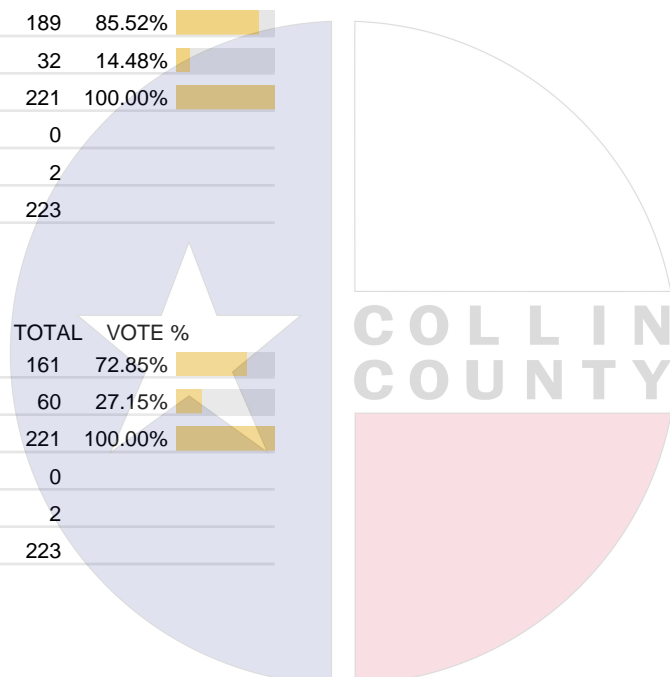
Vote For 1

	TOTAL	VOTE %	
Vikki Goodwin	189	85.52%	
Marcos Isaias Velez	32	14.48%	
Total Votes Cast	221	100.00%	
Overvotes	0		
Undervotes	2		
Contest Totals	223		

### DEM Attorney General

Vote For 1

	TOTAL	VOTE %	
Nathan Johnson	161	72.85%	
Joe Jaworski	60	27.15%	
Total Votes Cast	221	100.00%	
Overvotes	0		
Undervotes	2		
Contest Totals	223		



Collin County Seal  
 Watermark Seal for Collin County.  
 Collin County Government

## PCT 111, 117, 245

Statistics	TOTAL
Ballots Cast - Total	1,010
Ballots Cast - Blank	1
Voter Turnout - Total	10.25%
Voter Turnout - Republican Party	0.00%

### REP US Senator

Vote For 1

	TOTAL	VOTE %	
Ken Paxton	554	65.41%	
John Cornyn	293	34.59%	
Total Votes Cast	847	100.00%	
Overvotes	0		
Undervotes	1		
Contest Totals	848		

### REP Attorney General

Vote For 1

	TOTAL	VOTE %	
Chip Roy	388	47.09%	
Mayes Middleton	436	52.91%	
Total Votes Cast	824	100.00%	
Overvotes	0		
Undervotes	24		
Contest Totals	848		

### REP Railroad Commissioner

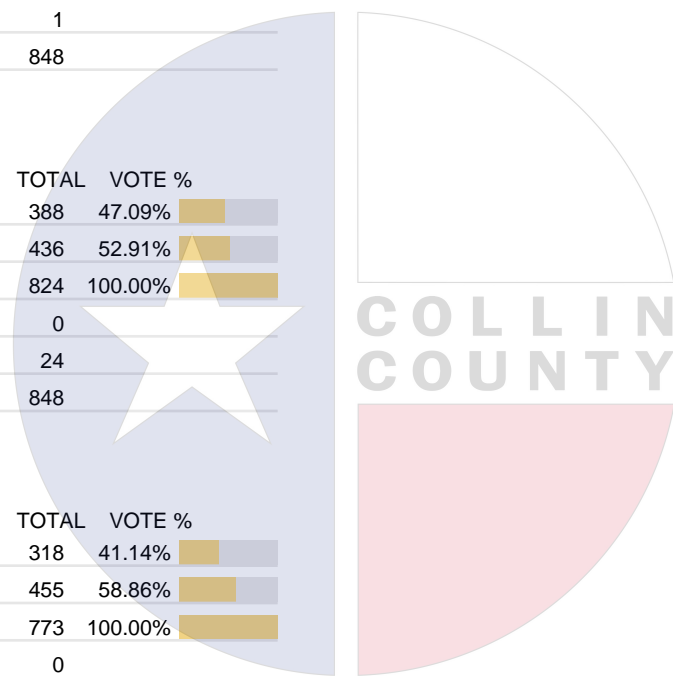
Vote For 1

	TOTAL	VOTE %	
Jim Wright	318	41.14%	
Bo French	455	58.86%	
Total Votes Cast	773	100.00%	
Overvotes	0		
Undervotes	75		
Contest Totals	848		

### REP Judge, Court of Criminal Appeals, Place 3

Vote For 1

	TOTAL	VOTE %	
Alison Fox	256	35.75%	
Thomas Smith	460	64.25%	
Total Votes Cast	716	100.00%	
Overvotes	0		
Undervotes	132		
Contest Totals	848		



Collin County Seal  
 Watermark Seal for Collin County,  
 Collin County Government

## PCT 111, 117, 245

### REP Justice of the Peace, Precinct No. 4

Vote For 1

	TOTAL	VOTE %	
Randy Farrar	351	52.15%	
Stephen Kallas	322	47.85%	
Total Votes Cast	673	100.00%	
Overvotes	0		
Undervotes	175		
Contest Totals	848		

### DEM Lieutenant Governor

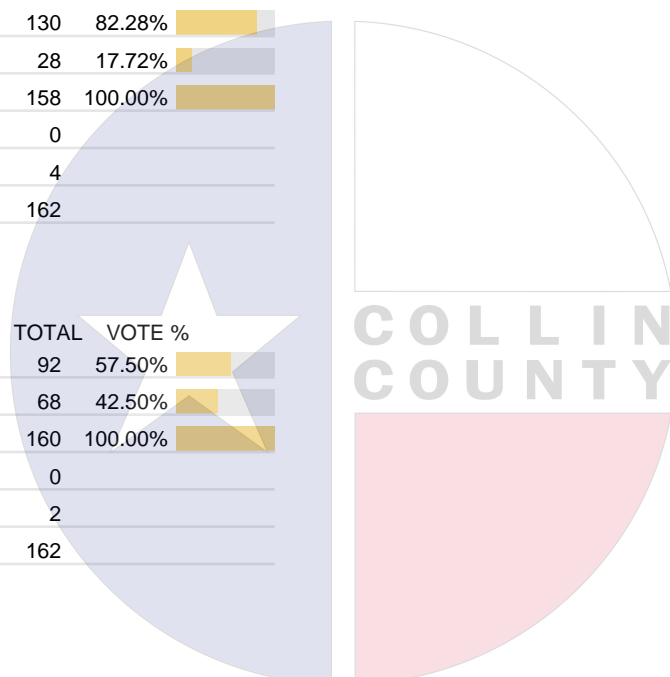
Vote For 1

	TOTAL	VOTE %	
Vikki Goodwin	130	82.28%	
Marcos Isaias Velez	28	17.72%	
Total Votes Cast	158	100.00%	
Overvotes	0		
Undervotes	4		
Contest Totals	162		

### DEM Attorney General

Vote For 1

	TOTAL	VOTE %	
Nathan Johnson	92	57.50%	
Joe Jaworski	68	42.50%	
Total Votes Cast	160	100.00%	
Overvotes	0		
Undervotes	2		
Contest Totals	162		



Collin County Seal  
 Watermark Seal for Collin County.  
 Collin County Government

## PCT 114

### Statistics

	TOTAL
Ballots Cast - Total	331
Ballots Cast - Blank	0
Voter Turnout - Total	6.41%
Voter Turnout - Republican Party	0.00%

### REP US Senator

Vote For 1

	TOTAL	VOTE %	
Ken Paxton	209	72.82%	
John Cornyn	78	27.18%	
Total Votes Cast	287	100.00%	
Overvotes	0		
Undervotes	0		
Contest Totals	287		

### REP Attorney General

Vote For 1

	TOTAL	VOTE %	
Chip Roy	142	49.82%	
Mayes Middleton	143	50.18%	
Total Votes Cast	285	100.00%	
Overvotes	0		
Undervotes	2		
Contest Totals	287		

### REP Railroad Commissioner

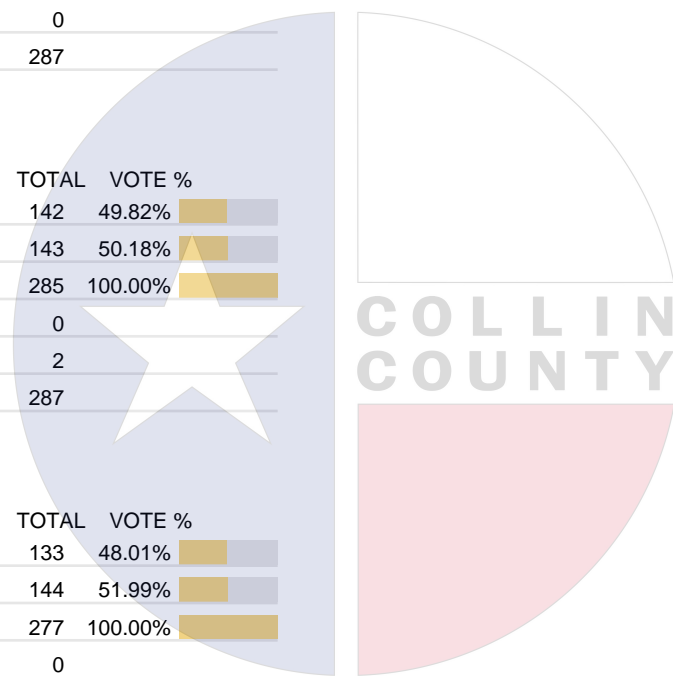
Vote For 1

	TOTAL	VOTE %	
Jim Wright	133	48.01%	
Bo French	144	51.99%	
Total Votes Cast	277	100.00%	
Overvotes	0		
Undervotes	10		
Contest Totals	287		

### REP Judge, Court of Criminal Appeals, Place 3

Vote For 1

	TOTAL	VOTE %	
Alison Fox	88	33.08%	
Thomas Smith	178	66.92%	
Total Votes Cast	266	100.00%	
Overvotes	0		
Undervotes	21		
Contest Totals	287		



Collin County Seal  
 Watermark Seal for Collin County,  
 Collin County Government

## PCT 114

### REP Precinct Chair No. 114

Vote For 1

	TOTAL	VOTE %	
Dakota Kridler	115	49.36%	
Brooke Peters	118	50.64%	
Total Votes Cast	233	100.00%	
Overvotes	0		
Undervotes	54		
Contest Totals	287		

### DEM Lieutenant Governor

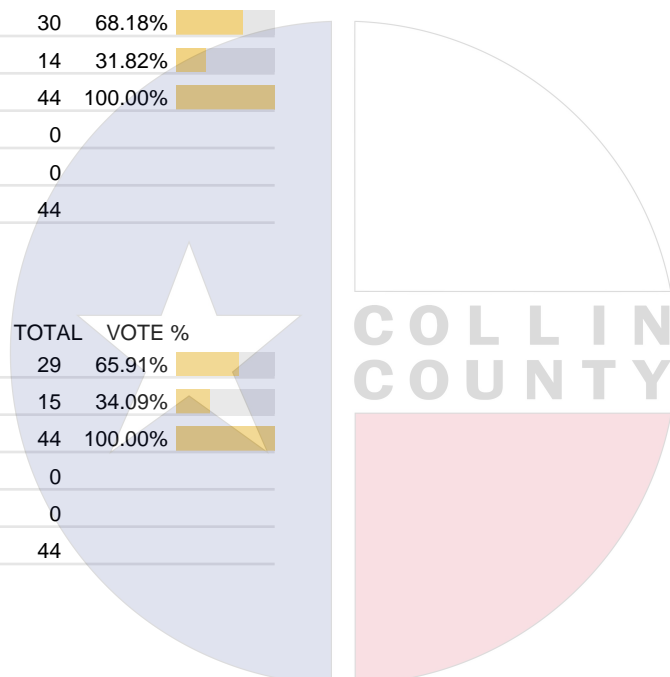
Vote For 1

	TOTAL	VOTE %	
Vikki Goodwin	30	68.18%	
Marcos Isaias Velez	14	31.82%	
Total Votes Cast	44	100.00%	
Overvotes	0		
Undervotes	0		
Contest Totals	44		

### DEM Attorney General

Vote For 1

	TOTAL	VOTE %	
Nathan Johnson	29	65.91%	
Joe Jaworski	15	34.09%	
Total Votes Cast	44	100.00%	
Overvotes	0		
Undervotes	0		
Contest Totals	44		



Collin County Seal  
 Watermark Seal for Collin County.  
 Collin County Government

## PCT 118, 146

Statistics	TOTAL
Ballots Cast - Total	885
Ballots Cast - Blank	0
Voter Turnout - Total	9.91%
Voter Turnout - Republican Party	0.00%

### REP US Senator

Vote For 1

	TOTAL	VOTE %	
Ken Paxton	451	62.12%	
John Cornyn	275	37.88%	
Total Votes Cast	726	100.00%	
Overvotes	0		
Undervotes	2		
Contest Totals	728		

### REP Attorney General

Vote For 1

	TOTAL	VOTE %	
Chip Roy	371	52.03%	
Mayes Middleton	342	47.97%	
Total Votes Cast	713	100.00%	
Overvotes	0		
Undervotes	15		
Contest Totals	728		

### REP Railroad Commissioner

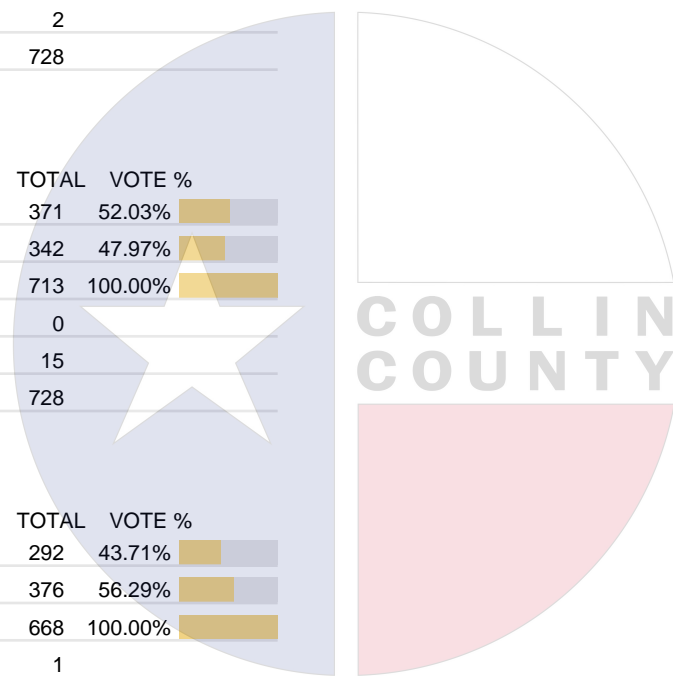
Vote For 1

	TOTAL	VOTE %	
Jim Wright	292	43.71%	
Bo French	376	56.29%	
Total Votes Cast	668	100.00%	
Overvotes	1		
Undervotes	59		
Contest Totals	728		

### REP Judge, Court of Criminal Appeals, Place 3

Vote For 1

	TOTAL	VOTE %	
Alison Fox	263	41.95%	
Thomas Smith	364	58.05%	
Total Votes Cast	627	100.00%	
Overvotes	0		
Undervotes	101		
Contest Totals	728		



Collin County Seal  
 Watermark Seal for Collin County,  
 Collin County Government

## PCT 118, 146

### REP Justice of the Peace, Precinct No. 4

Vote For 1

	TOTAL	VOTE %	
Randy Farrar	338	55.05%	
Stephen Kallas	276	44.95%	
Total Votes Cast	614	100.00%	
Overvotes	1		
Undervotes	113		
Contest Totals	728		

### DEM Lieutenant Governor

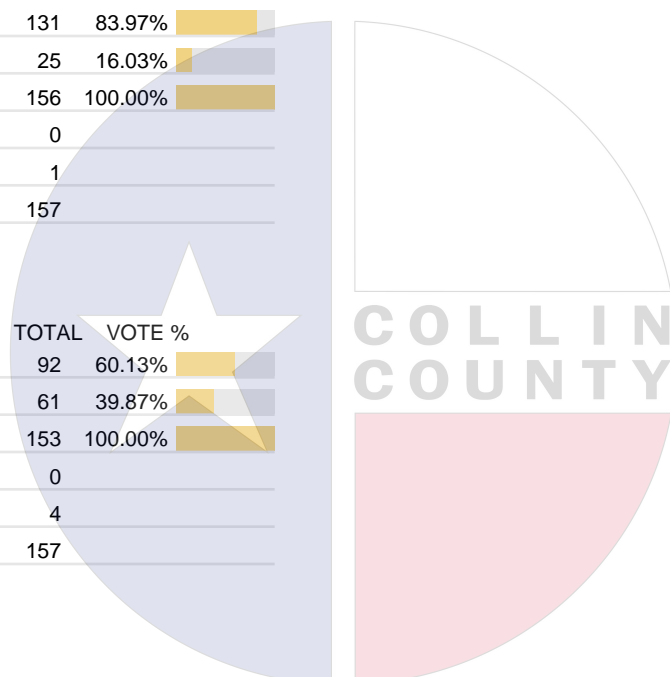
Vote For 1

	TOTAL	VOTE %	
Vikki Goodwin	131	83.97%	
Marcos Isaias Velez	25	16.03%	
Total Votes Cast	156	100.00%	
Overvotes	0		
Undervotes	1		
Contest Totals	157		

### DEM Attorney General

Vote For 1

	TOTAL	VOTE %	
Nathan Johnson	92	60.13%	
Joe Jaworski	61	39.87%	
Total Votes Cast	153	100.00%	
Overvotes	0		
Undervotes	4		
Contest Totals	157		



Collin County Seal  
 Watermark Seal for Collin County.  
 Collin County Government

**PCT 120, 130, 157, 218**

Statistics	TOTAL
Ballots Cast - Total	1,803
Ballots Cast - Blank	1
Voter Turnout - Total	11.14%
Voter Turnout - Republican Party	0.00%

**REP US Senator**

Vote For 1

	TOTAL	VOTE %	
Ken Paxton	870	56.38%	
John Cornyn	673	43.62%	
Total Votes Cast	1,543	100.00%	
Overvotes	2		
Undervotes	3		
Contest Totals	1,548		

**REP Attorney General**

Vote For 1

	TOTAL	VOTE %	
Chip Roy	746	49.63%	
Mayes Middleton	757	50.37%	
Total Votes Cast	1,503	100.00%	
Overvotes	0		
Undervotes	45		
Contest Totals	1,548		

**REP Railroad Commissioner**

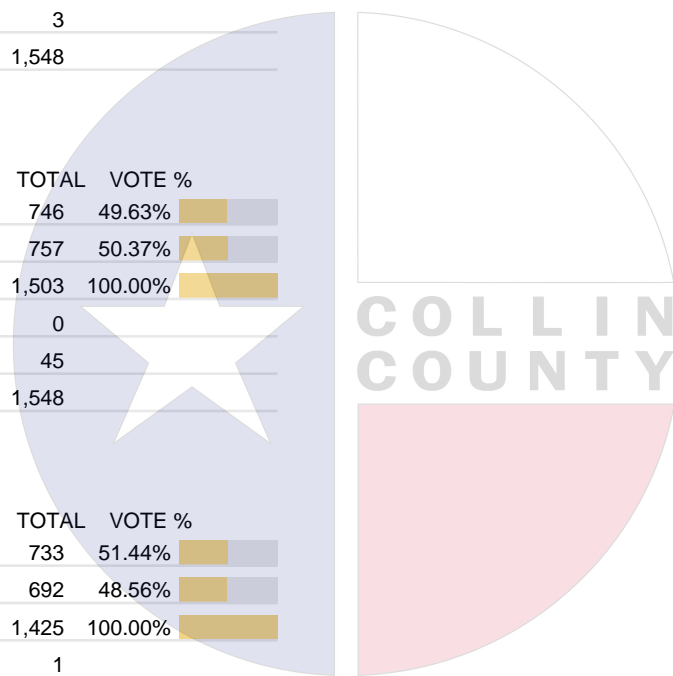
Vote For 1

	TOTAL	VOTE %	
Jim Wright	733	51.44%	
Bo French	692	48.56%	
Total Votes Cast	1,425	100.00%	
Overvotes	1		
Undervotes	122		
Contest Totals	1,548		

**REP Judge, Court of Criminal Appeals, Place 3**

Vote For 1

	TOTAL	VOTE %	
Alison Fox	576	43.50%	
Thomas Smith	748	56.50%	
Total Votes Cast	1,324	100.00%	
Overvotes	0		
Undervotes	224		
Contest Totals	1,548		



Collin County Seal  
 Watermark Seal for Collin County,  
 Collin County Government

## PCT 120, 130, 157, 218

### DEM Lieutenant Governor

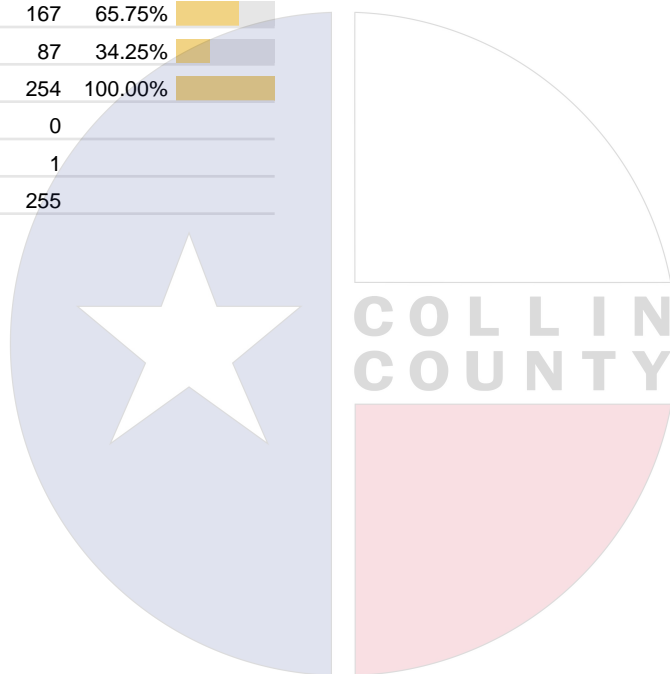
Vote For 1

	TOTAL	VOTE %	
Vikki Goodwin	203	79.92%	
Marcos Isaias Velez	51	20.08%	
Total Votes Cast	254	100.00%	
Overvotes	0		
Undervotes	1		
Contest Totals	255		

### DEM Attorney General

Vote For 1

	TOTAL	VOTE %	
Nathan Johnson	167	65.75%	
Joe Jaworski	87	34.25%	
Total Votes Cast	254	100.00%	
Overvotes	0		
Undervotes	1		
Contest Totals	255		



Collin County Seal  
 Watermark Seal for Collin County.  
 Collin County Government

**PCT 126, 129, 156, 230**

Statistics	TOTAL
Ballots Cast - Total	1,624
Ballots Cast - Blank	1
Voter Turnout - Total	9.06%
Voter Turnout - Republican Party	0.00%

**REP US Senator**

Vote For 1

	TOTAL	VOTE %	
Ken Paxton	886	66.52%	
John Cornyn	446	33.48%	
Total Votes Cast	1,332	100.00%	
Overvotes	0		
Undervotes	2		
Contest Totals	1,334		

**REP Attorney General**

Vote For 1

	TOTAL	VOTE %	
Chip Roy	668	50.84%	
Mayes Middleton	646	49.16%	
Total Votes Cast	1,314	100.00%	
Overvotes	0		
Undervotes	20		
Contest Totals	1,334		

**REP Railroad Commissioner**

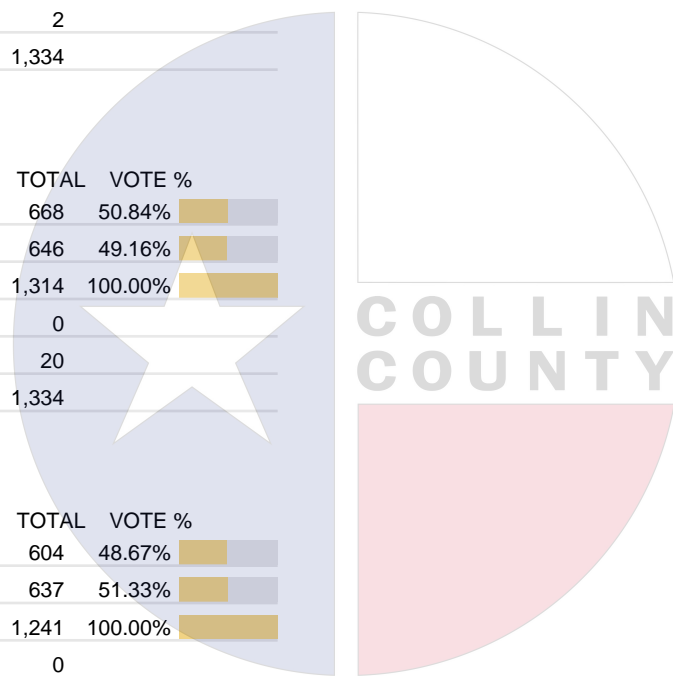
Vote For 1

	TOTAL	VOTE %	
Jim Wright	604	48.67%	
Bo French	637	51.33%	
Total Votes Cast	1,241	100.00%	
Overvotes	0		
Undervotes	93		
Contest Totals	1,334		

**REP Judge, Court of Criminal Appeals, Place 3**

Vote For 1

	TOTAL	VOTE %	
Alison Fox	446	38.05%	
Thomas Smith	726	61.95%	
Total Votes Cast	1,172	100.00%	
Overvotes	0		
Undervotes	162		
Contest Totals	1,334		



Collin County Seal  
 Watermark Seal for Collin County,  
 Collin County Government

**PCT 126, 129, 156, 230**

**DEM Lieutenant Governor**

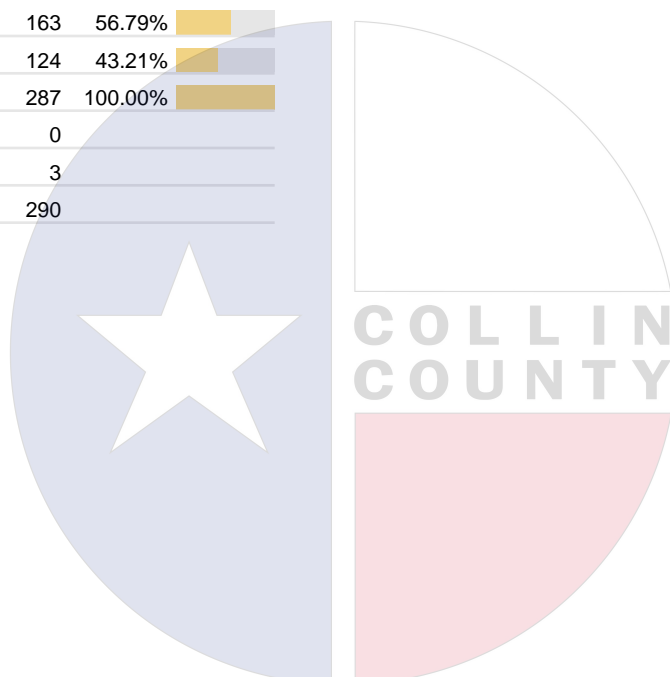
Vote For 1

	TOTAL	VOTE %	
Vikki Goodwin	233	80.62%	
Marcos Isaias Velez	56	19.38%	
Total Votes Cast	289	100.00%	
Overvotes	0		
Undervotes	1		
Contest Totals	290		

**DEM Attorney General**

Vote For 1

	TOTAL	VOTE %	
Nathan Johnson	163	56.79%	
Joe Jaworski	124	43.21%	
Total Votes Cast	287	100.00%	
Overvotes	0		
Undervotes	3		
Contest Totals	290		



Collin County Seal  
 Watermark Seal for Collin County.  
 Collin County Government

**PCT 127, 134, 253**

Statistics	TOTAL
Ballots Cast - Total	886
Ballots Cast - Blank	0
Voter Turnout - Total	7.75%
Voter Turnout - Republican Party	0.00%

**REP US Senator**

Vote For 1

	TOTAL	VOTE %
Ken Paxton	487	68.98%
John Cornyn	219	31.02%
Total Votes Cast	706	100.00%
Overvotes	0	
Undervotes	1	
Contest Totals	707	

**REP Attorney General**

Vote For 1

	TOTAL	VOTE %
Chip Roy	313	45.10%
Mayes Middleton	381	54.90%
Total Votes Cast	694	100.00%
Overvotes	0	
Undervotes	13	
Contest Totals	707	

**REP Railroad Commissioner**

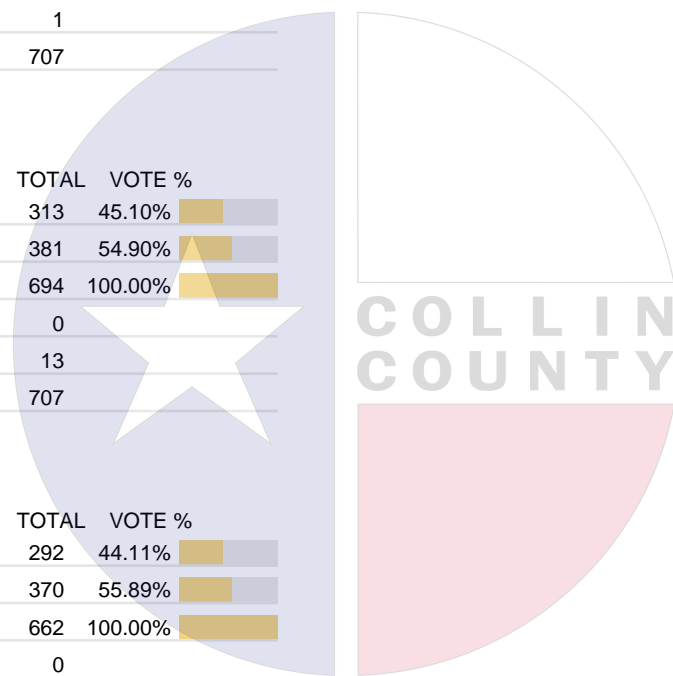
Vote For 1

	TOTAL	VOTE %
Jim Wright	292	44.11%
Bo French	370	55.89%
Total Votes Cast	662	100.00%
Overvotes	0	
Undervotes	45	
Contest Totals	707	

**REP Judge, Court of Criminal Appeals, Place 3**

Vote For 1

	TOTAL	VOTE %
Alison Fox	243	38.33%
Thomas Smith	391	61.67%
Total Votes Cast	634	100.00%
Overvotes	0	
Undervotes	73	
Contest Totals	707	



Collin County Seal  
 Watermark Seal for Collin County,  
 Collin County Government

## PCT 127, 134, 253

### REP Justice of the Peace, Precinct No. 4

Vote For 1

	TOTAL	VOTE %	
Randy Farrar	284	45.66%	
Stephen Kallas	338	54.34%	
Total Votes Cast	622	100.00%	
Overvotes	0		
Undervotes	85		
Contest Totals	707		

### DEM Lieutenant Governor

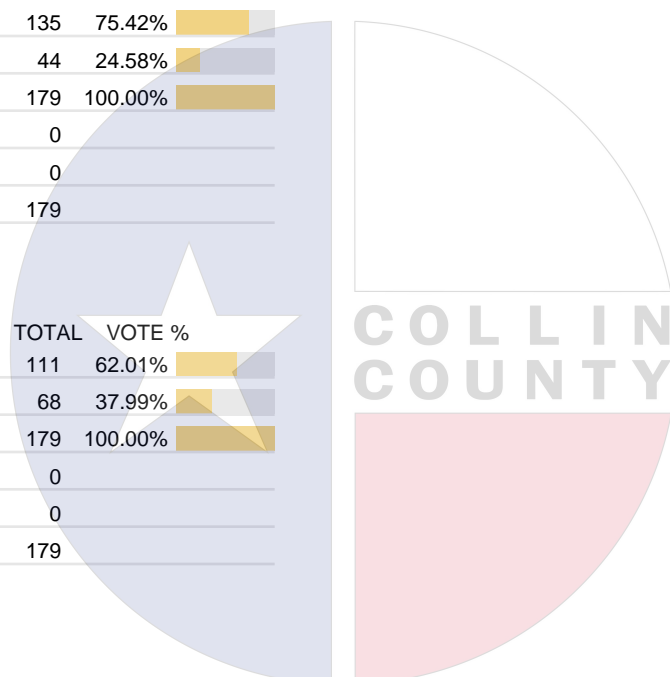
Vote For 1

	TOTAL	VOTE %	
Vikki Goodwin	135	75.42%	
Marcos Isaias Velez	44	24.58%	
Total Votes Cast	179	100.00%	
Overvotes	0		
Undervotes	0		
Contest Totals	179		

### DEM Attorney General

Vote For 1

	TOTAL	VOTE %	
Nathan Johnson	111	62.01%	
Joe Jaworski	68	37.99%	
Total Votes Cast	179	100.00%	
Overvotes	0		
Undervotes	0		
Contest Totals	179		



Collin County Seal  
 Watermark Seal for Collin County.  
 Collin County Government

**PCT 131, 203, 236**

Statistics	TOTAL
Ballots Cast - Total	1,442
Ballots Cast - Blank	0
Voter Turnout - Total	15.68%
Voter Turnout - Republican Party	0.00%

**REP US Senator**

Vote For 1

	TOTAL	VOTE %	
Ken Paxton	774	61.33%	
John Cornyn	488	38.67%	
Total Votes Cast	1,262	100.00%	
Overvotes	0		
Undervotes	2		
Contest Totals	1,264		

**REP Attorney General**

Vote For 1

	TOTAL	VOTE %	
Chip Roy	593	47.82%	
Mayes Middleton	647	52.18%	
Total Votes Cast	1,240	100.00%	
Overvotes	0		
Undervotes	24		
Contest Totals	1,264		

**REP Railroad Commissioner**

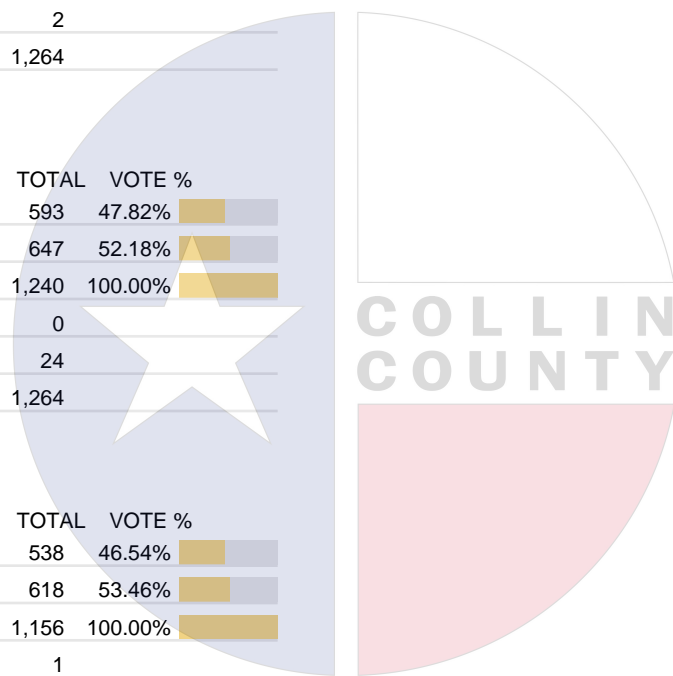
Vote For 1

	TOTAL	VOTE %	
Jim Wright	538	46.54%	
Bo French	618	53.46%	
Total Votes Cast	1,156	100.00%	
Overvotes	1		
Undervotes	107		
Contest Totals	1,264		

**REP Judge, Court of Criminal Appeals, Place 3**

Vote For 1

	TOTAL	VOTE %	
Alison Fox	419	38.80%	
Thomas Smith	661	61.20%	
Total Votes Cast	1,080	100.00%	
Overvotes	0		
Undervotes	184		
Contest Totals	1,264		



Collin County Seal  
 Watermark Seal for Collin County,  
 Collin County Government

## PCT 131, 203, 236

### REP Justice of the Peace, Precinct No. 4

Vote For 1

	TOTAL	VOTE %	
Randy Farrar	465	43.83%	
Stephen Kallas	596	56.17%	
Total Votes Cast	1,061	100.00%	
Overvotes	1		
Undervotes	202		
Contest Totals	1,264		

### DEM Lieutenant Governor

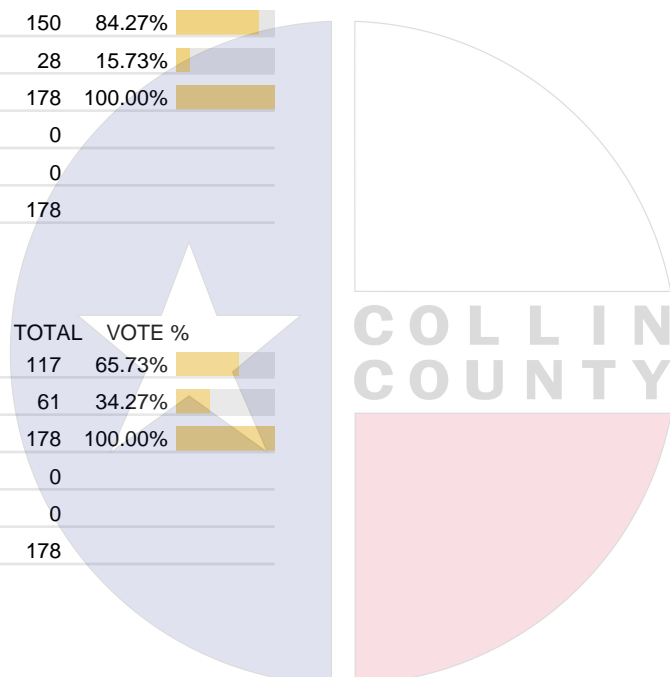
Vote For 1

	TOTAL	VOTE %	
Vikki Goodwin	150	84.27%	
Marcos Isaias Velez	28	15.73%	
Total Votes Cast	178	100.00%	
Overvotes	0		
Undervotes	0		
Contest Totals	178		

### DEM Attorney General

Vote For 1

	TOTAL	VOTE %	
Nathan Johnson	117	65.73%	
Joe Jaworski	61	34.27%	
Total Votes Cast	178	100.00%	
Overvotes	0		
Undervotes	0		
Contest Totals	178		



Collin County Seal  
 Watermark Seal for Collin County.  
 Collin County Government

## PCT 135, 139, 197

Statistics	TOTAL
Ballots Cast - Total	822
Ballots Cast - Blank	2
Voter Turnout - Total	8.84%
Voter Turnout - Republican Party	0.00%

### REP US Senator

Vote For 1

	TOTAL	VOTE %	
Ken Paxton	416	62.84%	
John Cornyn	246	37.16%	
Total Votes Cast	662	100.00%	
Overvotes	0		
Undervotes	2		
Contest Totals	664		

### REP Attorney General

Vote For 1

	TOTAL	VOTE %	
Chip Roy	334	51.38%	
Mayes Middleton	316	48.62%	
Total Votes Cast	650	100.00%	
Overvotes	0		
Undervotes	14		
Contest Totals	664		

### REP Railroad Commissioner

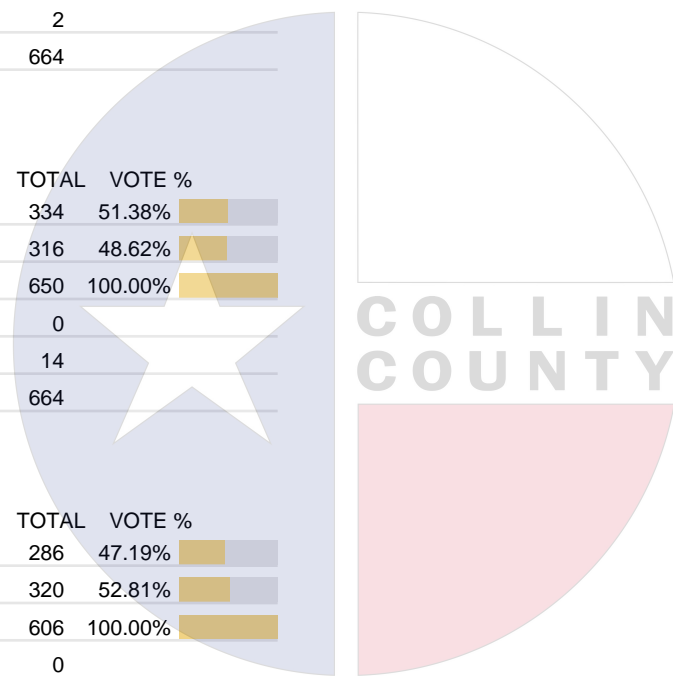
Vote For 1

	TOTAL	VOTE %	
Jim Wright	286	47.19%	
Bo French	320	52.81%	
Total Votes Cast	606	100.00%	
Overvotes	0		
Undervotes	58		
Contest Totals	664		

### REP Judge, Court of Criminal Appeals, Place 3

Vote For 1

	TOTAL	VOTE %	
Alison Fox	237	41.58%	
Thomas Smith	333	58.42%	
Total Votes Cast	570	100.00%	
Overvotes	0		
Undervotes	94		
Contest Totals	664		



Collin County Seal  
 Watermark Seal for Collin County,  
 Collin County Government

## PCT 135, 139, 197

### REP Justice of the Peace, Precinct No. 4

Vote For 1

	TOTAL	VOTE %	
Randy Farrar	226	40.29%	
Stephen Kallas	335	59.71%	
Total Votes Cast	561	100.00%	
Overvotes	0		
Undervotes	103		
Contest Totals	664		

### DEM Lieutenant Governor

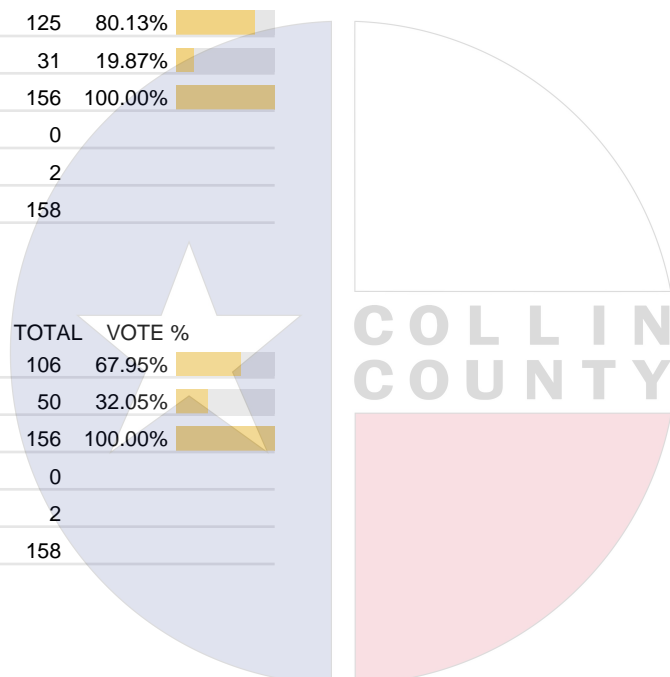
Vote For 1

	TOTAL	VOTE %	
Vikki Goodwin	125	80.13%	
Marcos Isaias Velez	31	19.87%	
Total Votes Cast	156	100.00%	
Overvotes	0		
Undervotes	2		
Contest Totals	158		

### DEM Attorney General

Vote For 1

	TOTAL	VOTE %	
Nathan Johnson	106	67.95%	
Joe Jaworski	50	32.05%	
Total Votes Cast	156	100.00%	
Overvotes	0		
Undervotes	2		
Contest Totals	158		



Collin County Seal  
 Watermark Seal for Collin County.  
 Collin County Government

**PCT 140, 173, 206**

Statistics	TOTAL
Ballots Cast - Total	1,125
Ballots Cast - Blank	0
Voter Turnout - Total	15.47%
Voter Turnout - Republican Party	0.00%

**REP US Senator**

Vote For 1

	TOTAL	VOTE %	
Ken Paxton	609	61.83%	
John Cornyn	376	38.17%	
Total Votes Cast	985	100.00%	
Overvotes	0		
Undervotes	2		
Contest Totals	987		

**REP Attorney General**

Vote For 1

	TOTAL	VOTE %	
Chip Roy	432	44.81%	
Mayes Middleton	532	55.19%	
Total Votes Cast	964	100.00%	
Overvotes	0		
Undervotes	23		
Contest Totals	987		

**REP Railroad Commissioner**

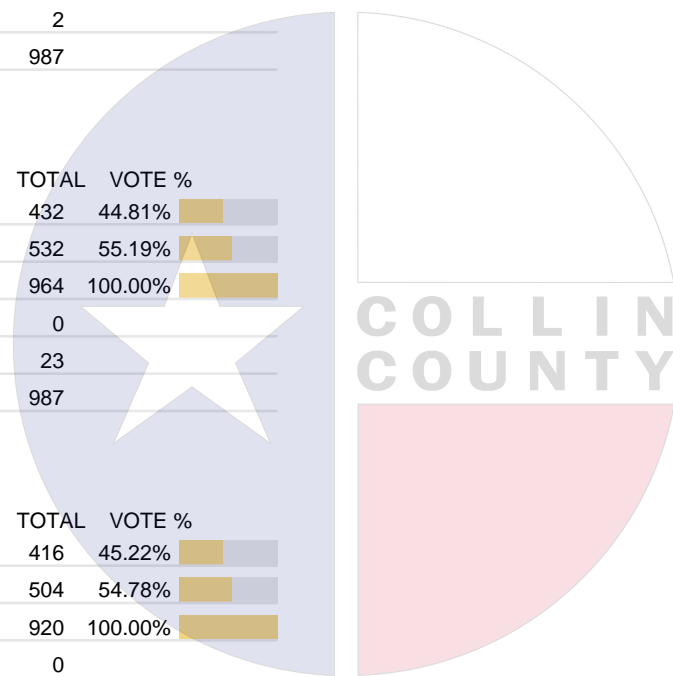
Vote For 1

	TOTAL	VOTE %	
Jim Wright	416	45.22%	
Bo French	504	54.78%	
Total Votes Cast	920	100.00%	
Overvotes	0		
Undervotes	67		
Contest Totals	987		

**REP Judge, Court of Criminal Appeals, Place 3**

Vote For 1

	TOTAL	VOTE %	
Alison Fox	315	36.59%	
Thomas Smith	546	63.41%	
Total Votes Cast	861	100.00%	
Overvotes	1		
Undervotes	125		
Contest Totals	987		



Collin County Seal  
 Watermark Seal for Collin County,  
 Collin County Government

## PCT 140, 173, 206

### REP Justice of the Peace, Precinct No. 4

Vote For 1

	TOTAL	VOTE %	
Randy Farrar	447	52.90%	
Stephen Kallas	398	47.10%	
Total Votes Cast	845	100.00%	
Overvotes	0		
Undervotes	142		
Contest Totals	987		

### DEM Lieutenant Governor

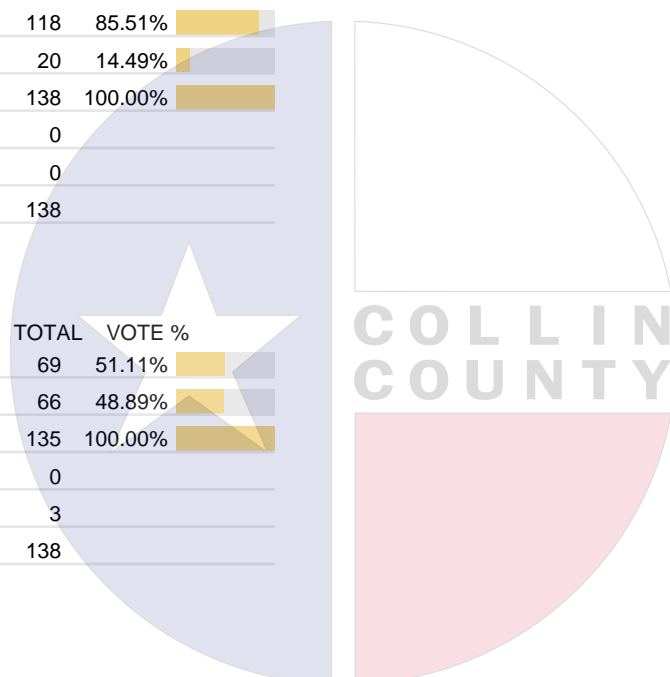
Vote For 1

	TOTAL	VOTE %	
Vikki Goodwin	118	85.51%	
Marcos Isaias Velez	20	14.49%	
Total Votes Cast	138	100.00%	
Overvotes	0		
Undervotes	0		
Contest Totals	138		

### DEM Attorney General

Vote For 1

	TOTAL	VOTE %	
Nathan Johnson	69	51.11%	
Joe Jaworski	66	48.89%	
Total Votes Cast	135	100.00%	
Overvotes	0		
Undervotes	3		
Contest Totals	138		



Collin County Seal  
 Watermark Seal for Collin County.  
 Collin County Government

**PCT 148, 159, 237**

Statistics	TOTAL
Ballots Cast - Total	467
Ballots Cast - Blank	0
Voter Turnout - Total	6.65%
Voter Turnout - Republican Party	0.00%

**REP US Senator**

Vote For 1

	TOTAL	VOTE %
Ken Paxton	247	64.49%
John Cornyn	136	35.51%
Total Votes Cast	383	100.00%
Overvotes	0	
Undervotes	1	
Contest Totals	384	

**REP Attorney General**

Vote For 1

	TOTAL	VOTE %
Chip Roy	167	44.53%
Mayes Middleton	208	55.47%
Total Votes Cast	375	100.00%
Overvotes	0	
Undervotes	9	
Contest Totals	384	

**REP Railroad Commissioner**

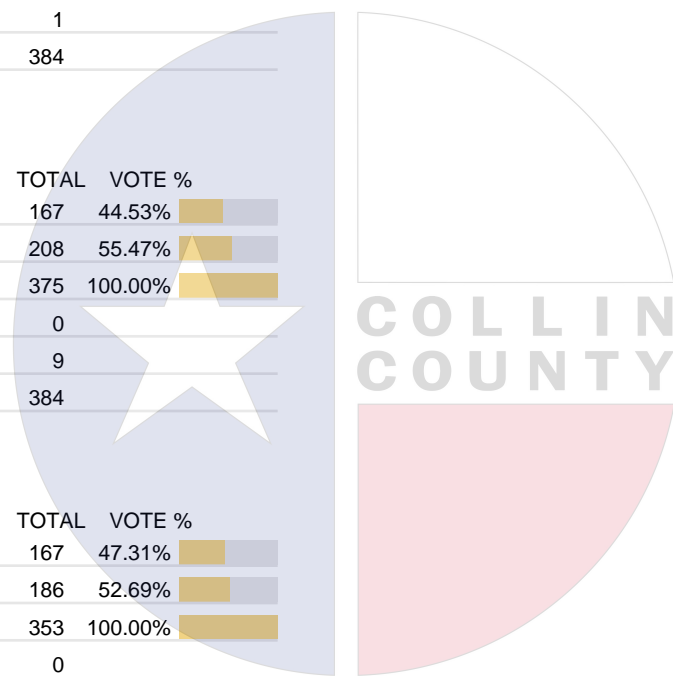
Vote For 1

	TOTAL	VOTE %
Jim Wright	167	47.31%
Bo French	186	52.69%
Total Votes Cast	353	100.00%
Overvotes	0	
Undervotes	31	
Contest Totals	384	

**REP Judge, Court of Criminal Appeals, Place 3**

Vote For 1

	TOTAL	VOTE %
Alison Fox	130	38.81%
Thomas Smith	205	61.19%
Total Votes Cast	335	100.00%
Overvotes	0	
Undervotes	49	
Contest Totals	384	



Collin County Seal  
 Watermark Seal for Collin County,  
 Collin County Government

**PCT 148, 159, 237**

**DEM Lieutenant Governor**

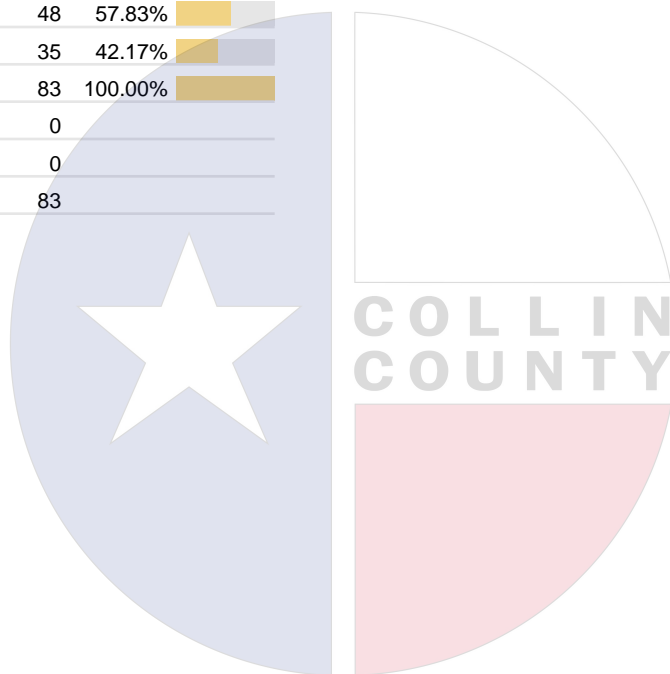
Vote For 1

	TOTAL	VOTE %	
Vikki Goodwin	65	78.31%	
Marcos Isaias Velez	18	21.69%	
Total Votes Cast	83	100.00%	
Overvotes	0		
Undervotes	0		
Contest Totals	83		

**DEM Attorney General**

Vote For 1

	TOTAL	VOTE %	
Nathan Johnson	48	57.83%	
Joe Jaworski	35	42.17%	
Total Votes Cast	83	100.00%	
Overvotes	0		
Undervotes	0		
Contest Totals	83		



Collin County Seal  
 Watermark Seal for Collin County.  
 Collin County Government

**PCT 149, 204, 259**

Statistics	TOTAL
Ballots Cast - Total	963
Ballots Cast - Blank	1
Voter Turnout - Total	11.07%
Voter Turnout - Republican Party	0.00%

**REP US Senator**

Vote For 1

	TOTAL	VOTE %	
Ken Paxton	562	66.90%	
John Cornyn	278	33.10%	
Total Votes Cast	840	100.00%	
Overvotes	0		
Undervotes	0		
Contest Totals	840		

**REP Attorney General**

Vote For 1

	TOTAL	VOTE %	
Chip Roy	350	42.74%	
Mayes Middleton	469	57.26%	
Total Votes Cast	819	100.00%	
Overvotes	0		
Undervotes	21		
Contest Totals	840		

**REP Railroad Commissioner**

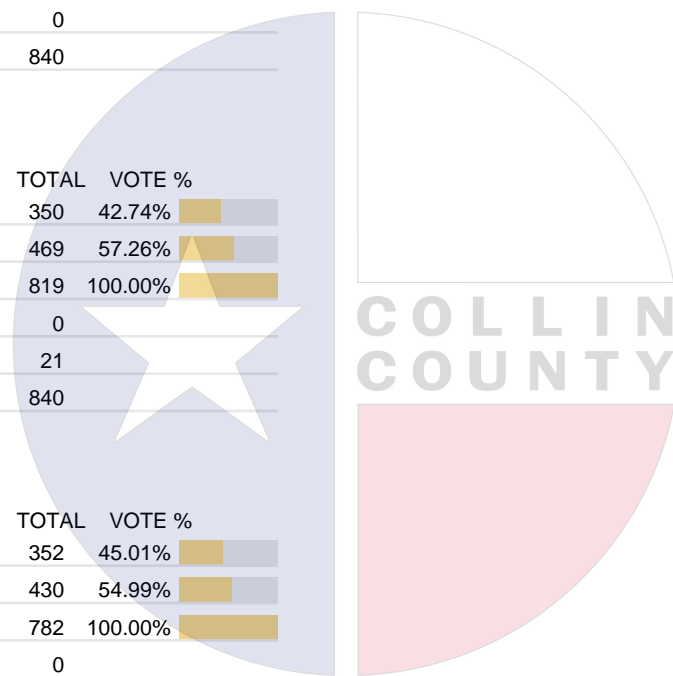
Vote For 1

	TOTAL	VOTE %	
Jim Wright	352	45.01%	
Bo French	430	54.99%	
Total Votes Cast	782	100.00%	
Overvotes	0		
Undervotes	58		
Contest Totals	840		

**REP Judge, Court of Criminal Appeals, Place 3**

Vote For 1

	TOTAL	VOTE %	
Alison Fox	302	41.20%	
Thomas Smith	431	58.80%	
Total Votes Cast	733	100.00%	
Overvotes	1		
Undervotes	106		
Contest Totals	840		



Collin County Seal  
 Watermark Seal for Collin County,  
 Collin County Government

## PCT 149, 204, 259

### DEM Lieutenant Governor

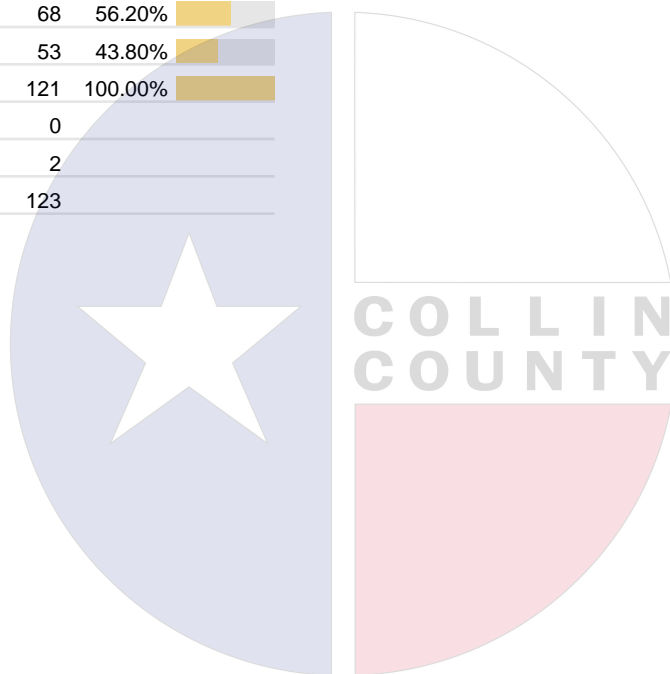
Vote For 1

	TOTAL	VOTE %	
Vikki Goodwin	105	87.50%	
Marcos Isaias Velez	15	12.50%	
Total Votes Cast	120	100.00%	
Overvotes	0		
Undervotes	3		
Contest Totals	123		

### DEM Attorney General

Vote For 1

	TOTAL	VOTE %	
Nathan Johnson	68	56.20%	
Joe Jaworski	53	43.80%	
Total Votes Cast	121	100.00%	
Overvotes	0		
Undervotes	2		
Contest Totals	123		



Collin County Seal  
 Watermark Seal for Collin County.  
 Collin County Government

## PCT 150, 185, 198

Statistics	TOTAL
Ballots Cast - Total	1,229
Ballots Cast - Blank	0
Voter Turnout - Total	12.32%
Voter Turnout - Republican Party	0.00%

### REP US Senator

Vote For 1

	TOTAL	VOTE %	
Ken Paxton	718	68.77%	
John Cornyn	326	31.23%	
Total Votes Cast	1,044	100.00%	
Overvotes	0		
Undervotes	2		
Contest Totals	1,046		

### REP Attorney General

Vote For 1

	TOTAL	VOTE %	
Chip Roy	485	46.91%	
Mayes Middleton	549	53.09%	
Total Votes Cast	1,034	100.00%	
Overvotes	0		
Undervotes	12		
Contest Totals	1,046		

### REP Railroad Commissioner

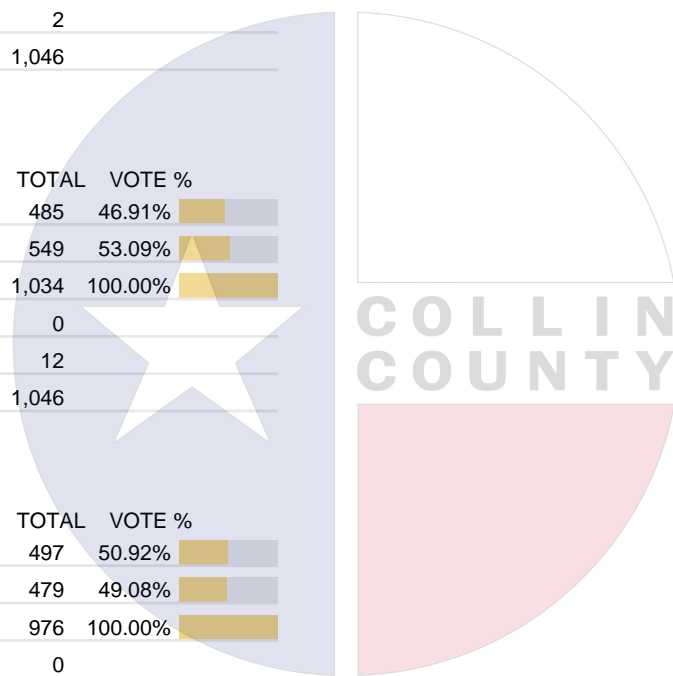
Vote For 1

	TOTAL	VOTE %	
Jim Wright	497	50.92%	
Bo French	479	49.08%	
Total Votes Cast	976	100.00%	
Overvotes	0		
Undervotes	70		
Contest Totals	1,046		

### REP Judge, Court of Criminal Appeals, Place 3

Vote For 1

	TOTAL	VOTE %	
Alison Fox	417	44.46%	
Thomas Smith	521	55.54%	
Total Votes Cast	938	100.00%	
Overvotes	0		
Undervotes	108		
Contest Totals	1,046		



Collin County Seal  
 Watermark Seal for Collin County,  
 Collin County Government

## PCT 150, 185, 198

### DEM Lieutenant Governor

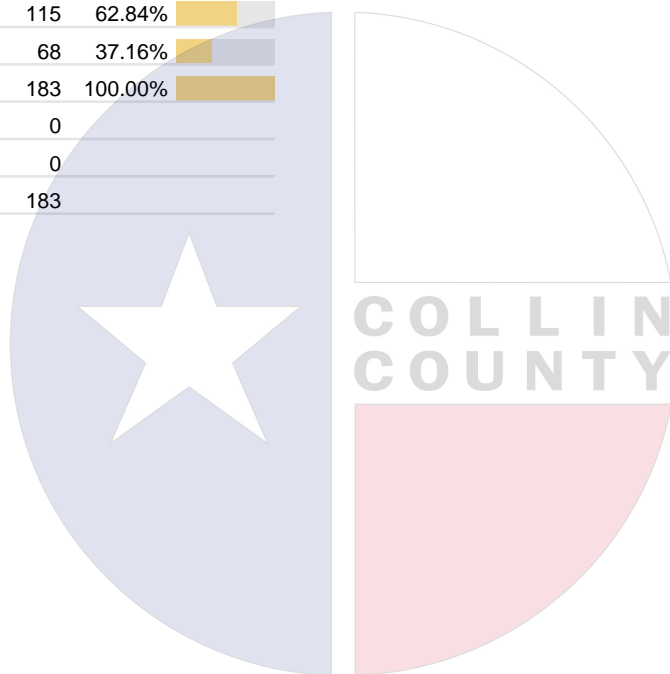
Vote For 1

	TOTAL	VOTE %	
Vikki Goodwin	157	86.26%	
Marcos Isaias Velez	25	13.74%	
Total Votes Cast	182	100.00%	
Overvotes	0		
Undervotes	1		
Contest Totals	183		

### DEM Attorney General

Vote For 1

	TOTAL	VOTE %	
Nathan Johnson	115	62.84%	
Joe Jaworski	68	37.16%	
Total Votes Cast	183	100.00%	
Overvotes	0		
Undervotes	0		
Contest Totals	183		



Collin County Seal  
 Watermark Seal for Collin County.  
 Collin County Government

## PCT 153, 170, 205

### Statistics

	TOTAL
Ballots Cast - Total	677
Ballots Cast - Blank	0
Voter Turnout - Total	9.46%
Voter Turnout - Republican Party	0.00%

### REP US Senator

Vote For 1

	TOTAL	VOTE %
Ken Paxton	390	69.27%
John Cornyn	173	30.73%
Total Votes Cast	563	100.00%
Overvotes	0	
Undervotes	2	
Contest Totals	565	

### REP Attorney General

Vote For 1

	TOTAL	VOTE %
Chip Roy	265	47.58%
Mayes Middleton	292	52.42%
Total Votes Cast	557	100.00%
Overvotes	0	
Undervotes	8	
Contest Totals	565	

### REP Railroad Commissioner

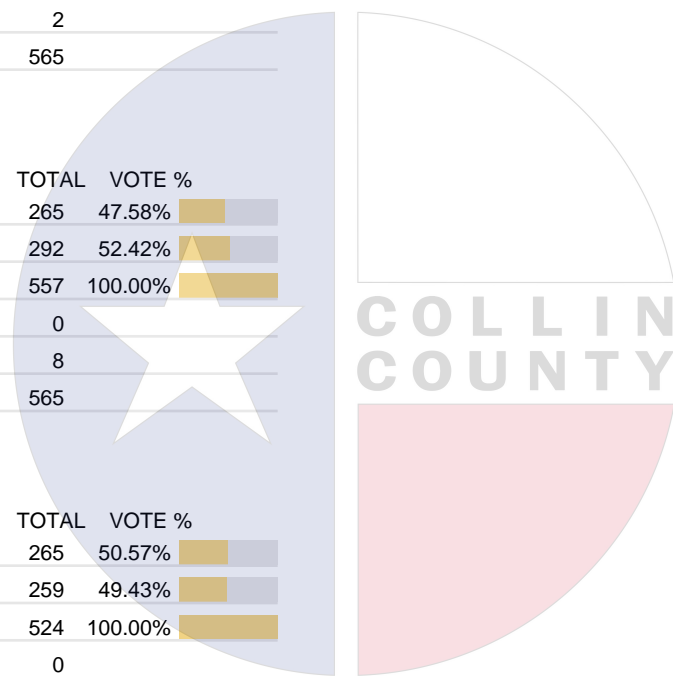
Vote For 1

	TOTAL	VOTE %
Jim Wright	265	50.57%
Bo French	259	49.43%
Total Votes Cast	524	100.00%
Overvotes	0	
Undervotes	41	
Contest Totals	565	

### REP Judge, Court of Criminal Appeals, Place 3

Vote For 1

	TOTAL	VOTE %
Alison Fox	230	46.65%
Thomas Smith	263	53.35%
Total Votes Cast	493	100.00%
Overvotes	0	
Undervotes	72	
Contest Totals	565	



Collin County Seal  
 Watermark Seal for Collin County,  
 Collin County Government

## PCT 153, 170, 205

### DEM Lieutenant Governor

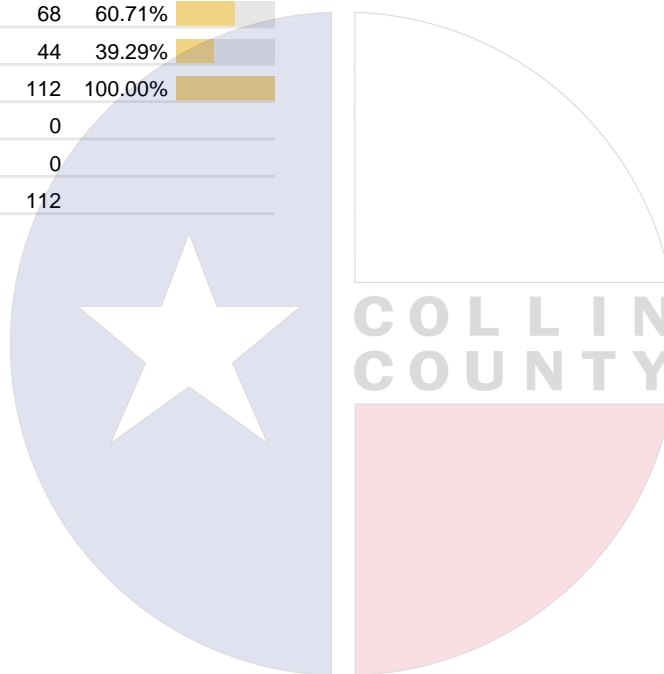
Vote For 1

	TOTAL	VOTE %	
Vikki Goodwin	78	70.27%	
Marcos Isaias Velez	33	29.73%	
Total Votes Cast	111	100.00%	
Overvotes	0		
Undervotes	1		
Contest Totals	112		

### DEM Attorney General

Vote For 1

	TOTAL	VOTE %	
Nathan Johnson	68	60.71%	
Joe Jaworski	44	39.29%	
Total Votes Cast	112	100.00%	
Overvotes	0		
Undervotes	0		
Contest Totals	112		



Collin County Seal  
 Watermark Seal for Collin County.  
 Collin County Government

## PCT 155, 180, 221

Statistics	TOTAL
Ballots Cast - Total	907
Ballots Cast - Blank	0
Voter Turnout - Total	10.70%
Voter Turnout - Republican Party	0.00%

### REP US Senator

Vote For 1

	TOTAL	VOTE %	
Ken Paxton	551	68.70%	
John Cornyn	251	31.30%	
Total Votes Cast	802	100.00%	
Overvotes	0		
Undervotes	1		
Contest Totals	803		

### REP Attorney General

Vote For 1

	TOTAL	VOTE %	
Chip Roy	385	48.61%	
Mayes Middleton	407	51.39%	
Total Votes Cast	792	100.00%	
Overvotes	0		
Undervotes	11		
Contest Totals	803		

### REP Railroad Commissioner

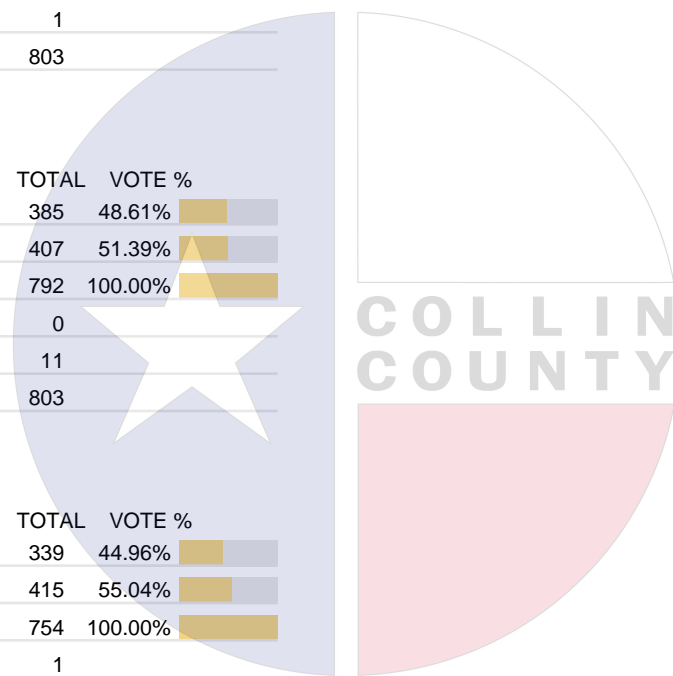
Vote For 1

	TOTAL	VOTE %	
Jim Wright	339	44.96%	
Bo French	415	55.04%	
Total Votes Cast	754	100.00%	
Overvotes	1		
Undervotes	48		
Contest Totals	803		

### REP Judge, Court of Criminal Appeals, Place 3

Vote For 1

	TOTAL	VOTE %	
Alison Fox	268	38.01%	
Thomas Smith	437	61.99%	
Total Votes Cast	705	100.00%	
Overvotes	0		
Undervotes	98		
Contest Totals	803		



Collin County Seal  
 Watermark Seal for Collin County,  
 Collin County Government

## PCT 155, 180, 221

### REP Justice of the Peace, Precinct No. 4

Vote For 1

	TOTAL	VOTE %	
Randy Farrar	355	51.08%	
Stephen Kallas	340	48.92%	
Total Votes Cast	695	100.00%	
Overvotes	0		
Undervotes	108		
Contest Totals	803		

### DEM Lieutenant Governor

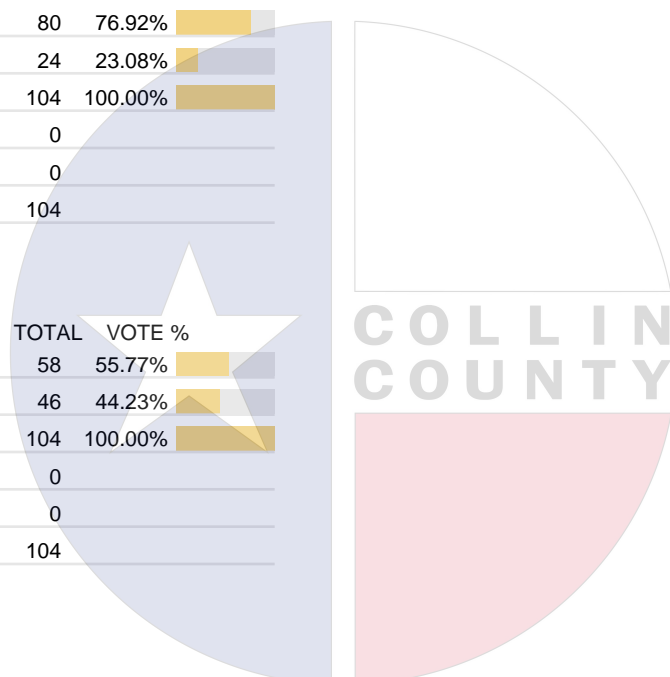
Vote For 1

	TOTAL	VOTE %	
Vikki Goodwin	80	76.92%	
Marcos Isaias Velez	24	23.08%	
Total Votes Cast	104	100.00%	
Overvotes	0		
Undervotes	0		
Contest Totals	104		

### DEM Attorney General

Vote For 1

	TOTAL	VOTE %	
Nathan Johnson	58	55.77%	
Joe Jaworski	46	44.23%	
Total Votes Cast	104	100.00%	
Overvotes	0		
Undervotes	0		
Contest Totals	104		



Collin County Seal  
 Watermark Seal for Collin County.  
 Collin County Government

## PCT 163, 213, 226

Statistics	TOTAL
Ballots Cast - Total	754
Ballots Cast - Blank	0
Voter Turnout - Total	7.44%
Voter Turnout - Republican Party	0.00%

### REP US Senator

Vote For 1

	TOTAL	VOTE %
Ken Paxton	415	68.37%
John Cornyn	192	31.63%
Total Votes Cast	607	100.00%
Overvotes	0	
Undervotes	1	
Contest Totals	608	

### REP Attorney General

Vote For 1

	TOTAL	VOTE %
Chip Roy	285	47.58%
Mayes Middleton	314	52.42%
Total Votes Cast	599	100.00%
Overvotes	0	
Undervotes	9	
Contest Totals	608	

### REP Railroad Commissioner

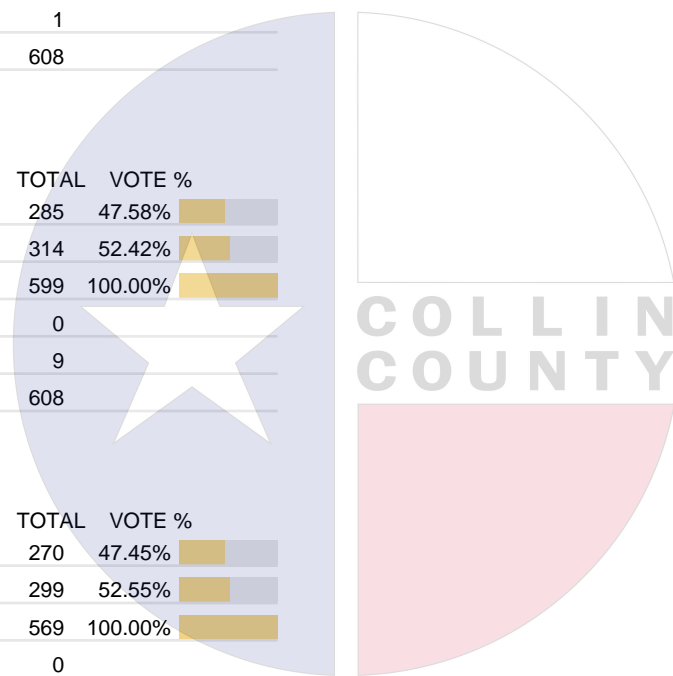
Vote For 1

	TOTAL	VOTE %
Jim Wright	270	47.45%
Bo French	299	52.55%
Total Votes Cast	569	100.00%
Overvotes	0	
Undervotes	39	
Contest Totals	608	

### REP Judge, Court of Criminal Appeals, Place 3

Vote For 1

	TOTAL	VOTE %
Alison Fox	217	40.26%
Thomas Smith	322	59.74%
Total Votes Cast	539	100.00%
Overvotes	0	
Undervotes	69	
Contest Totals	608	



Collin County Seal  
 Watermark Seal for Collin County,  
 Collin County Government

## PCT 163, 213, 226

### REP Justice of the Peace, Precinct No. 4

Vote For 1

	TOTAL	VOTE %	
Randy Farrar	250	48.45%	
Stephen Kallas	266	51.55%	
Total Votes Cast	516	100.00%	
Overvotes	0		
Undervotes	92		
Contest Totals	608		

### DEM Lieutenant Governor

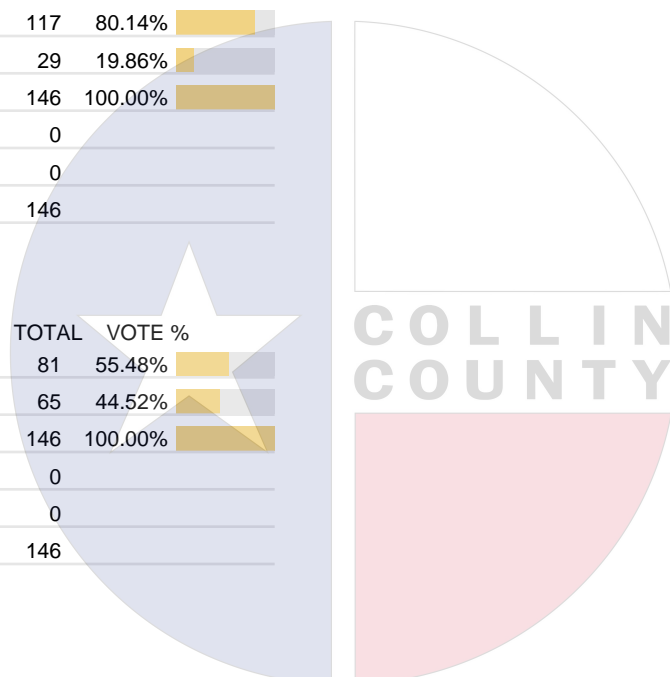
Vote For 1

	TOTAL	VOTE %	
Vikki Goodwin	117	80.14%	
Marcos Isaias Velez	29	19.86%	
Total Votes Cast	146	100.00%	
Overvotes	0		
Undervotes	0		
Contest Totals	146		

### DEM Attorney General

Vote For 1

	TOTAL	VOTE %	
Nathan Johnson	81	55.48%	
Joe Jaworski	65	44.52%	
Total Votes Cast	146	100.00%	
Overvotes	0		
Undervotes	0		
Contest Totals	146		



Collin County Seal  
 Watermark Seal for Collin County.  
 Collin County Government

**PCT 171, 182, 222, 223**

Statistics	TOTAL
Ballots Cast - Total	1,445
Ballots Cast - Blank	0
Voter Turnout - Total	10.68%
Voter Turnout - Republican Party	0.00%

**REP US Senator**

Vote For 1

	TOTAL	VOTE %	
Ken Paxton	680	55.56%	
John Cornyn	544	44.44%	
Total Votes Cast	1,224	100.00%	
Overvotes	0		
Undervotes	2		
Contest Totals	1,226		

**REP Attorney General**

Vote For 1

	TOTAL	VOTE %	
Chip Roy	554	46.24%	
Mayes Middleton	644	53.76%	
Total Votes Cast	1,198	100.00%	
Overvotes	0		
Undervotes	28		
Contest Totals	1,226		

**REP Railroad Commissioner**

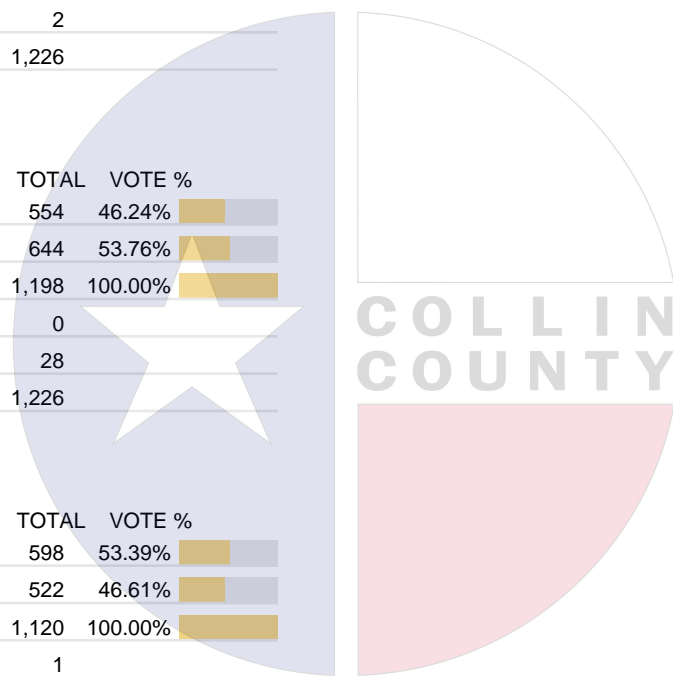
Vote For 1

	TOTAL	VOTE %	
Jim Wright	598	53.39%	
Bo French	522	46.61%	
Total Votes Cast	1,120	100.00%	
Overvotes	1		
Undervotes	105		
Contest Totals	1,226		

**REP Judge, Court of Criminal Appeals, Place 3**

Vote For 1

	TOTAL	VOTE %	
Alison Fox	477	44.66%	
Thomas Smith	591	55.34%	
Total Votes Cast	1,068	100.00%	
Overvotes	2		
Undervotes	156		
Contest Totals	1,226		



Collin County Seal  
 Watermark Seal for Collin County,  
 Collin County Government

## PCT 171, 182, 222, 223

### DEM Lieutenant Governor

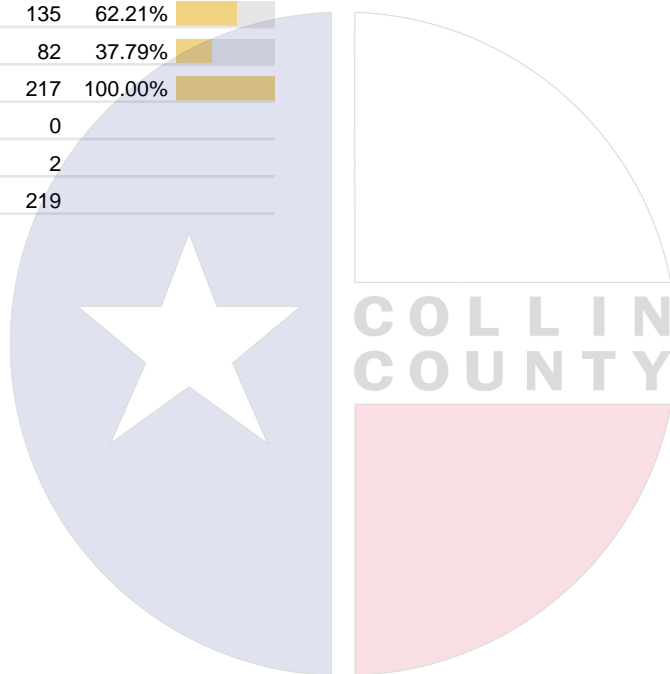
Vote For 1

	TOTAL	VOTE %	
Vikki Goodwin	182	84.26%	
Marcos Isaias Velez	34	15.74%	
Total Votes Cast	216	100.00%	
Overvotes	0		
Undervotes	3		
Contest Totals	219		

### DEM Attorney General

Vote For 1

	TOTAL	VOTE %	
Nathan Johnson	135	62.21%	
Joe Jaworski	82	37.79%	
Total Votes Cast	217	100.00%	
Overvotes	0		
Undervotes	2		
Contest Totals	219		



Collin County Seal  
 Watermark Seal for Collin County.  
 Collin County Government

**PCT 172, 181, 188**

Statistics	TOTAL
Ballots Cast - Total	631
Ballots Cast - Blank	1
Voter Turnout - Total	7.98%
Voter Turnout - Republican Party	0.00%

**REP US Senator**

Vote For 1

	TOTAL	VOTE %	
Ken Paxton	400	72.33%	
John Cornyn	153	27.67%	
Total Votes Cast	553	100.00%	
Overvotes	0		
Undervotes	1		
Contest Totals	554		

**REP Attorney General**

Vote For 1

	TOTAL	VOTE %	
Chip Roy	235	43.12%	
Mayes Middleton	310	56.88%	
Total Votes Cast	545	100.00%	
Overvotes	0		
Undervotes	9		
Contest Totals	554		

**REP Railroad Commissioner**

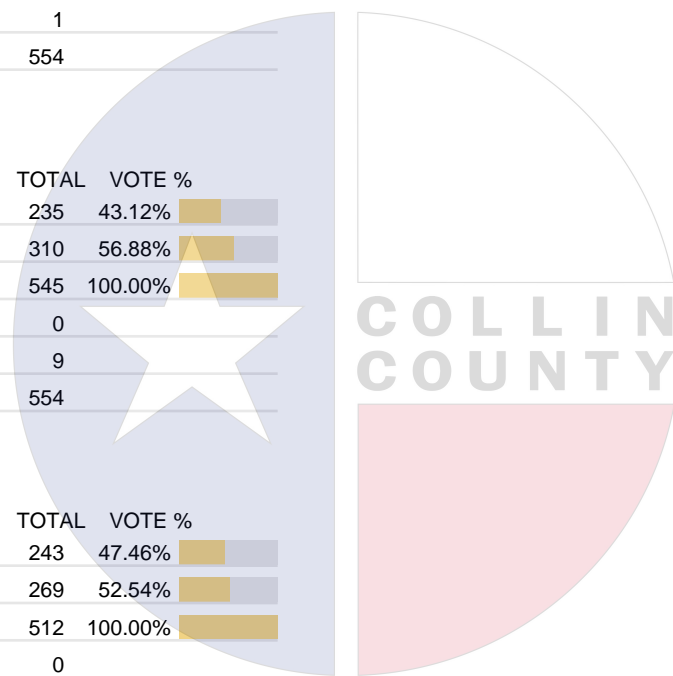
Vote For 1

	TOTAL	VOTE %	
Jim Wright	243	47.46%	
Bo French	269	52.54%	
Total Votes Cast	512	100.00%	
Overvotes	0		
Undervotes	42		
Contest Totals	554		

**REP Judge, Court of Criminal Appeals, Place 3**

Vote For 1

	TOTAL	VOTE %	
Alison Fox	201	40.28%	
Thomas Smith	298	59.72%	
Total Votes Cast	499	100.00%	
Overvotes	0		
Undervotes	55		
Contest Totals	554		



Collin County Seal  
 Watermark Seal for Collin County,  
 Collin County Government

## PCT 172, 181, 188

### DEM Lieutenant Governor

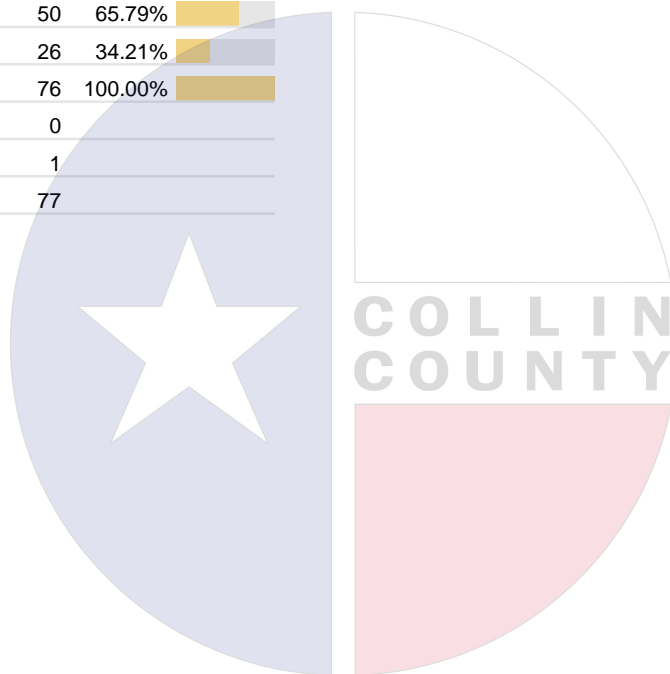
Vote For 1

	TOTAL	VOTE %	
Vikki Goodwin	56	73.68%	
Marcos Isaias Velez	20	26.32%	
Total Votes Cast	76	100.00%	
Overvotes	0		
Undervotes	1		
Contest Totals	77		

### DEM Attorney General

Vote For 1

	TOTAL	VOTE %	
Nathan Johnson	50	65.79%	
Joe Jaworski	26	34.21%	
Total Votes Cast	76	100.00%	
Overvotes	0		
Undervotes	1		
Contest Totals	77		



Collin County Seal  
 Watermark Seal for Collin County.  
 Collin County Government

## PCT 178, 199

Statistics	TOTAL
Ballots Cast - Total	769
Ballots Cast - Blank	2
Voter Turnout - Total	9.81%
Voter Turnout - Republican Party	0.00%

### REP US Senator

Vote For 1

	TOTAL	VOTE %	
Ken Paxton	498	71.04%	
John Cornyn	203	28.96%	
Total Votes Cast	701	100.00%	
Overvotes	1		
Undervotes	0		
Contest Totals	702		

### REP Attorney General

Vote For 1

	TOTAL	VOTE %	
Chip Roy	350	50.80%	
Mayes Middleton	339	49.20%	
Total Votes Cast	689	100.00%	
Overvotes	0		
Undervotes	13		
Contest Totals	702		

### REP Railroad Commissioner

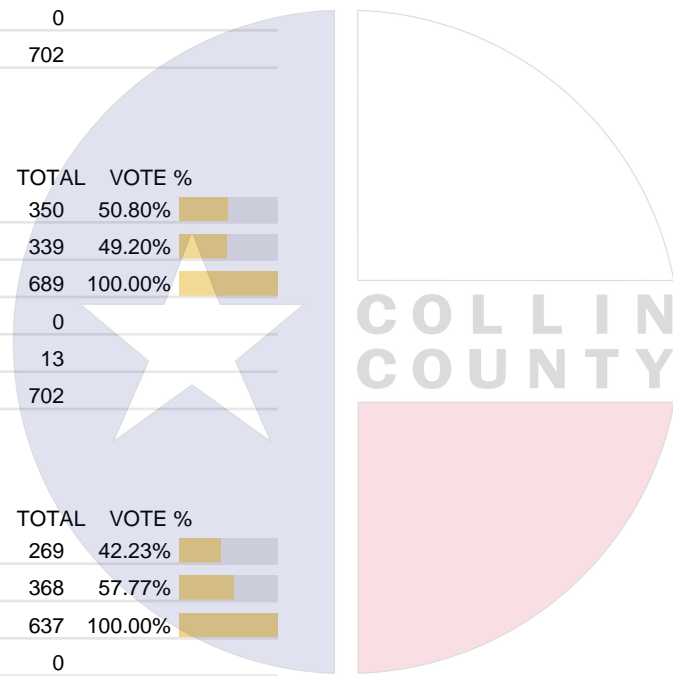
Vote For 1

	TOTAL	VOTE %	
Jim Wright	269	42.23%	
Bo French	368	57.77%	
Total Votes Cast	637	100.00%	
Overvotes	0		
Undervotes	65		
Contest Totals	702		

### REP Judge, Court of Criminal Appeals, Place 3

Vote For 1

	TOTAL	VOTE %	
Alison Fox	207	35.88%	
Thomas Smith	370	64.12%	
Total Votes Cast	577	100.00%	
Overvotes	0		
Undervotes	125		
Contest Totals	702		



Collin County Seal  
 Watermark Seal for Collin County,  
 Collin County Government

## PCT 178, 199

### REP Justice of the Peace, Precinct No. 4

Vote For 1

	TOTAL	VOTE %	
Randy Farrar	274	48.84%	
Stephen Kallas	287	51.16%	
Total Votes Cast	561	100.00%	
Overvotes	1		
Undervotes	140		
Contest Totals	702		

### DEM Lieutenant Governor

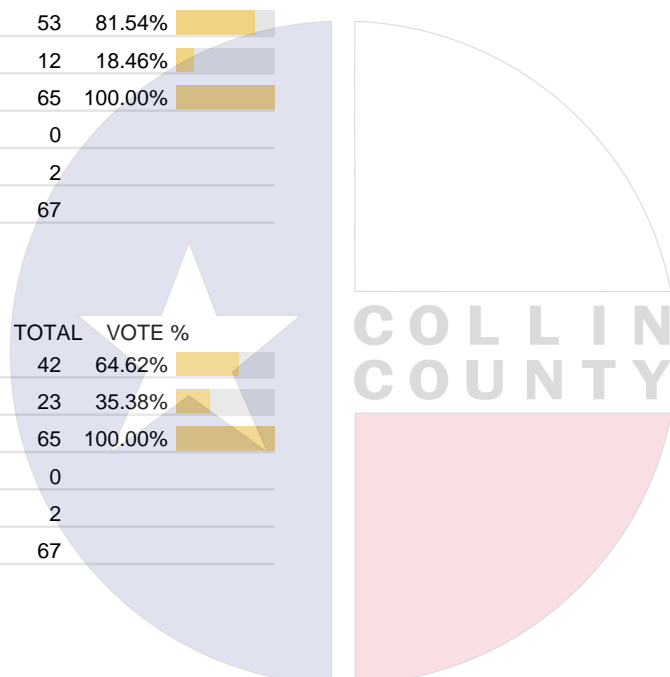
Vote For 1

	TOTAL	VOTE %	
Vikki Goodwin	53	81.54%	
Marcos Isaias Velez	12	18.46%	
Total Votes Cast	65	100.00%	
Overvotes	0		
Undervotes	2		
Contest Totals	67		

### DEM Attorney General

Vote For 1

	TOTAL	VOTE %	
Nathan Johnson	42	64.62%	
Joe Jaworski	23	35.38%	
Total Votes Cast	65	100.00%	
Overvotes	0		
Undervotes	2		
Contest Totals	67		



Collin County Seal  
 Watermark Seal for Collin County.  
 Collin County Government

## PCT 190, 239

Statistics	TOTAL
Ballots Cast - Total	592
Ballots Cast - Blank	0
Voter Turnout - Total	11.18%
Voter Turnout - Republican Party	0.00%

### REP US Senator

Vote For 1

	TOTAL	VOTE %	
Ken Paxton	371	66.85%	
John Cornyn	184	33.15%	
Total Votes Cast	555	100.00%	
Overvotes	0		
Undervotes	0		
Contest Totals	555		

### REP Attorney General

Vote For 1

	TOTAL	VOTE %	
Chip Roy	255	47.57%	
Mayes Middleton	281	52.43%	
Total Votes Cast	536	100.00%	
Overvotes	0		
Undervotes	19		
Contest Totals	555		

### REP Railroad Commissioner

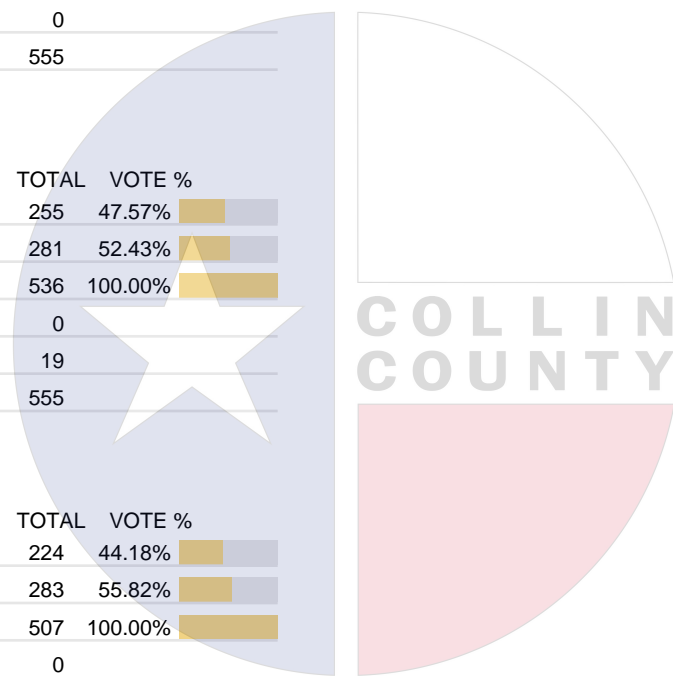
Vote For 1

	TOTAL	VOTE %	
Jim Wright	224	44.18%	
Bo French	283	55.82%	
Total Votes Cast	507	100.00%	
Overvotes	0		
Undervotes	48		
Contest Totals	555		

### REP Judge, Court of Criminal Appeals, Place 3

Vote For 1

	TOTAL	VOTE %	
Alison Fox	174	37.74%	
Thomas Smith	287	62.26%	
Total Votes Cast	461	100.00%	
Overvotes	0		
Undervotes	94		
Contest Totals	555		



Collin County Seal  
 Watermark Seal for Collin County,  
 Collin County Government

## PCT 190, 239

### REP Justice of the Peace, Precinct No. 4

Vote For 1

	TOTAL	VOTE %	
Randy Farrar	215	50.35%	
Stephen Kallas	212	49.65%	
Total Votes Cast	427	100.00%	
Overvotes	0		
Undervotes	128		
Contest Totals	555		

### DEM Lieutenant Governor

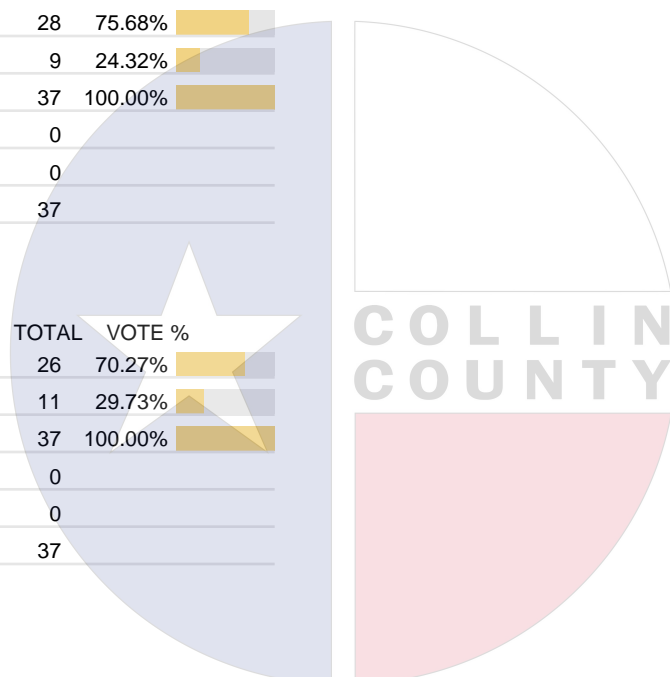
Vote For 1

	TOTAL	VOTE %	
Vikki Goodwin	28	75.68%	
Marcos Isaias Velez	9	24.32%	
Total Votes Cast	37	100.00%	
Overvotes	0		
Undervotes	0		
Contest Totals	37		

### DEM Attorney General

Vote For 1

	TOTAL	VOTE %	
Nathan Johnson	26	70.27%	
Joe Jaworski	11	29.73%	
Total Votes Cast	37	100.00%	
Overvotes	0		
Undervotes	0		
Contest Totals	37		



Collin County Seal  
 Watermark Seal for Collin County.  
 Collin County Government

## PCT 195, 255

Statistics	TOTAL
Ballots Cast - Total	416
Ballots Cast - Blank	0
Voter Turnout - Total	9.53%
Voter Turnout - Republican Party	0.00%

### REP US Senator

Vote For 1

	TOTAL	VOTE %	
Ken Paxton	250	68.49%	
John Cornyn	115	31.51%	
Total Votes Cast	365	100.00%	
Overvotes	0		
Undervotes	0		
Contest Totals	365		

### REP Attorney General

Vote For 1

	TOTAL	VOTE %	
Chip Roy	180	50.14%	
Mayes Middleton	179	49.86%	
Total Votes Cast	359	100.00%	
Overvotes	0		
Undervotes	6		
Contest Totals	365		

### REP Railroad Commissioner

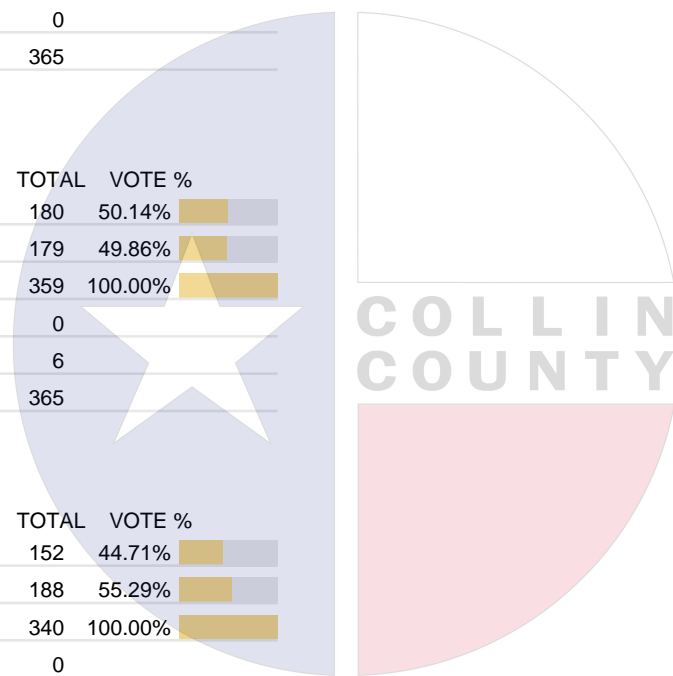
Vote For 1

	TOTAL	VOTE %	
Jim Wright	152	44.71%	
Bo French	188	55.29%	
Total Votes Cast	340	100.00%	
Overvotes	0		
Undervotes	25		
Contest Totals	365		

### REP Judge, Court of Criminal Appeals, Place 3

Vote For 1

	TOTAL	VOTE %	
Alison Fox	123	38.20%	
Thomas Smith	199	61.80%	
Total Votes Cast	322	100.00%	
Overvotes	0		
Undervotes	43		
Contest Totals	365		






Collin County Seal  
 Watermark Seal for Collin County,  
 Collin County Government

## PCT 195, 255




### DEM Lieutenant Governor

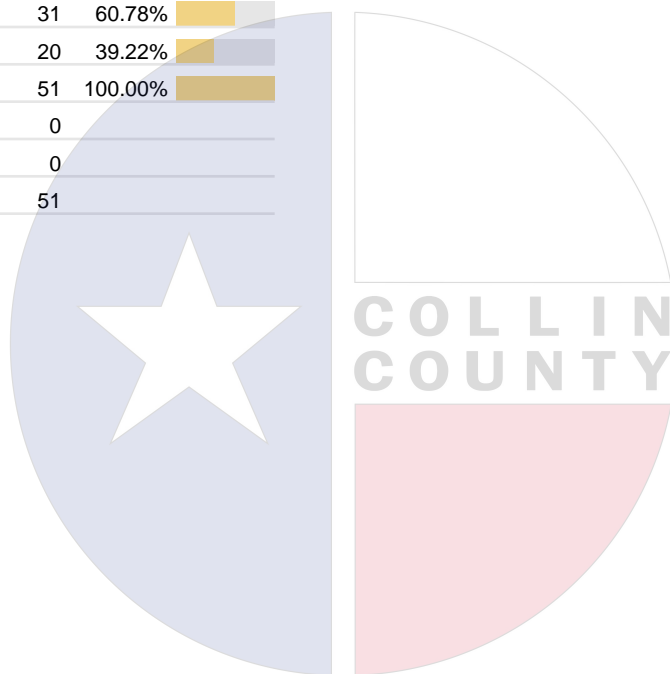
Vote For 1

	TOTAL	VOTE %	
Vikki Goodwin	47	92.16%	
Marcos Isaias Velez	4	7.84%	
Total Votes Cast	51	100.00%	
Overvotes	0		
Undervotes	0		
Contest Totals	51		

### DEM Attorney General

Vote For 1

	TOTAL	VOTE %	
Nathan Johnson	31	60.78%	
Joe Jaworski	20	39.22%	
Total Votes Cast	51	100.00%	
Overvotes	0		
Undervotes	0		
Contest Totals	51		



Collin County Seal  
 Watermark Seal for Collin County.  
 Collin County Government

## PCT 207, 208

Statistics	TOTAL
Ballots Cast - Total	982
Ballots Cast - Blank	0
Voter Turnout - Total	11.37%
Voter Turnout - Republican Party	0.00%

### REP US Senator

Vote For 1

	TOTAL	VOTE %	
Ken Paxton	595	68.95%	
John Cornyn	268	31.05%	
Total Votes Cast	863	100.00%	
Overvotes	0		
Undervotes	1		
Contest Totals	864		

### REP Attorney General

Vote For 1

	TOTAL	VOTE %	
Chip Roy	401	47.80%	
Mayes Middleton	438	52.20%	
Total Votes Cast	839	100.00%	
Overvotes	0		
Undervotes	25		
Contest Totals	864		

### REP Railroad Commissioner

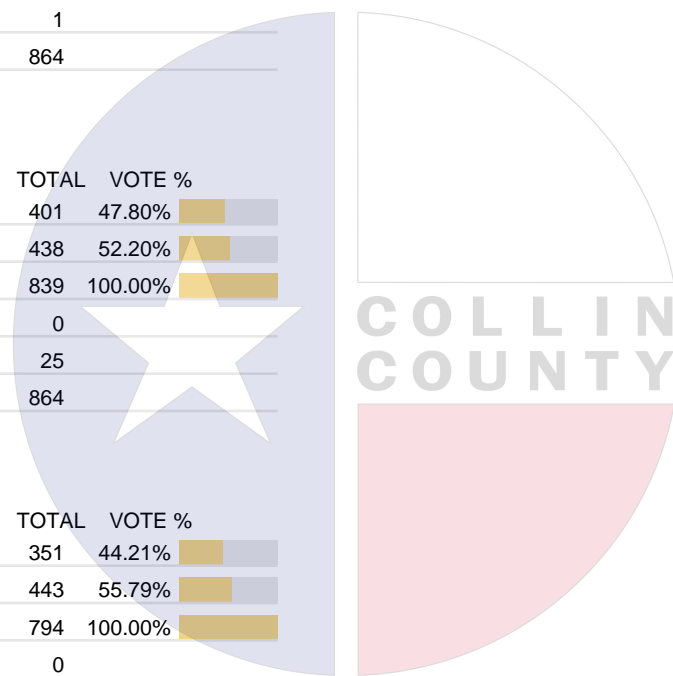
Vote For 1

	TOTAL	VOTE %	
Jim Wright	351	44.21%	
Bo French	443	55.79%	
Total Votes Cast	794	100.00%	
Overvotes	0		
Undervotes	70		
Contest Totals	864		

### REP Judge, Court of Criminal Appeals, Place 3

Vote For 1

	TOTAL	VOTE %	
Alison Fox	282	37.95%	
Thomas Smith	461	62.05%	
Total Votes Cast	743	100.00%	
Overvotes	0		
Undervotes	121		
Contest Totals	864		



Collin County Seal  
 Watermark Seal for Collin County,  
 Collin County Government

## PCT 207, 208

### REP Justice of the Peace, Precinct No. 4

Vote For 1

	TOTAL	VOTE %	
Randy Farrar	343	48.11%	
Stephen Kallas	370	51.89%	
Total Votes Cast	713	100.00%	
Overvotes	0		
Undervotes	151		
Contest Totals	864		

### DEM Lieutenant Governor

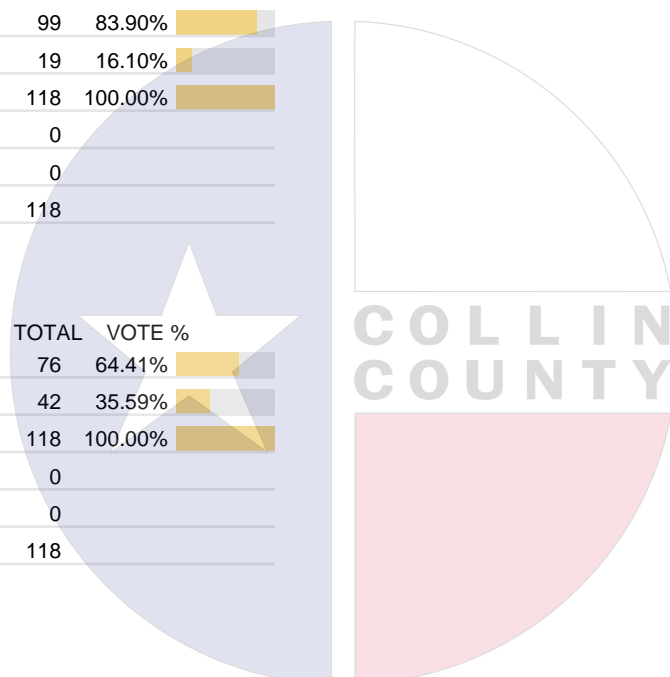
Vote For 1

	TOTAL	VOTE %	
Vikki Goodwin	99	83.90%	
Marcos Isaias Velez	19	16.10%	
Total Votes Cast	118	100.00%	
Overvotes	0		
Undervotes	0		
Contest Totals	118		

### DEM Attorney General

Vote For 1

	TOTAL	VOTE %	
Nathan Johnson	76	64.41%	
Joe Jaworski	42	35.59%	
Total Votes Cast	118	100.00%	
Overvotes	0		
Undervotes	0		
Contest Totals	118		



Collin County Seal  
 Watermark Seal for Collin County.  
 Collin County Government

**PCT 209, 271, 272**

Statistics	TOTAL
Ballots Cast - Total	95
Ballots Cast - Blank	0
Voter Turnout - Total	8.13%
Voter Turnout - Republican Party	0.00%

**REP US Senator**

Vote For 1

	TOTAL	VOTE %
Ken Paxton	62	72.94%
John Cornyn	23	27.06%
Total Votes Cast	85	100.00%
Overvotes	0	
Undervotes	0	
Contest Totals	85	

**REP Attorney General**

Vote For 1

	TOTAL	VOTE %
Chip Roy	37	43.53%
Mayes Middleton	48	56.47%
Total Votes Cast	85	100.00%
Overvotes	0	
Undervotes	0	
Contest Totals	85	

**REP Railroad Commissioner**

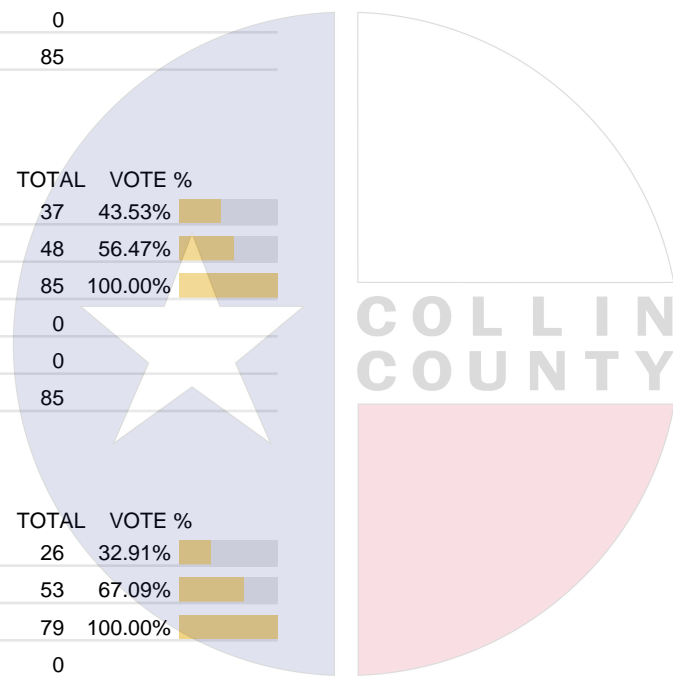
Vote For 1

	TOTAL	VOTE %
Jim Wright	26	32.91%
Bo French	53	67.09%
Total Votes Cast	79	100.00%
Overvotes	0	
Undervotes	6	
Contest Totals	85	

**REP Judge, Court of Criminal Appeals, Place 3**

Vote For 1

	TOTAL	VOTE %
Alison Fox	25	34.25%
Thomas Smith	48	65.75%
Total Votes Cast	73	100.00%
Overvotes	0	
Undervotes	12	
Contest Totals	85	



Collin County Seal  
 Watermark Seal for Collin County,  
 Collin County Government

## PCT 209, 271, 272

### REP Justice of the Peace, Precinct No. 4

Vote For 1

	TOTAL	VOTE %	
Randy Farrar	39	55.71%	
Stephen Kallas	31	44.29%	
Total Votes Cast	70	100.00%	
Overvotes	0		
Undervotes	15		
Contest Totals	85		

### DEM Lieutenant Governor

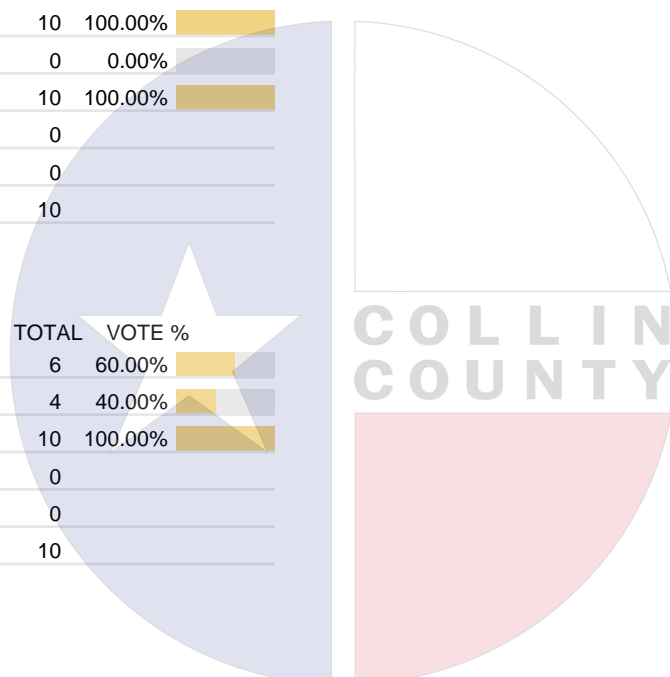
Vote For 1

	TOTAL	VOTE %	
Vikki Goodwin	10	100.00%	
Marcos Isaias Velez	0	0.00%	
Total Votes Cast	10	100.00%	
Overvotes	0		
Undervotes	0		
Contest Totals	10		

### DEM Attorney General

Vote For 1

	TOTAL	VOTE %	
Nathan Johnson	6	60.00%	
Joe Jaworski	4	40.00%	
Total Votes Cast	10	100.00%	
Overvotes	0		
Undervotes	0		
Contest Totals	10		



Collin County Seal  
 Watermark Seal for Collin County.  
 Collin County Government

## PCT 212, 225, 250

Statistics	TOTAL
Ballots Cast - Total	718
Ballots Cast - Blank	3
Voter Turnout - Total	6.68%
Voter Turnout - Republican Party	0.00%

### REP US Senator

Vote For 1

	TOTAL	VOTE %	
Ken Paxton	351	62.90%	
John Cornyn	207	37.10%	
Total Votes Cast	558	100.00%	
Overvotes	0		
Undervotes	5		
Contest Totals	563		

### REP Attorney General

Vote For 1

	TOTAL	VOTE %	
Chip Roy	248	45.50%	
Mayes Middleton	297	54.50%	
Total Votes Cast	545	100.00%	
Overvotes	0		
Undervotes	18		
Contest Totals	563		

### REP Railroad Commissioner

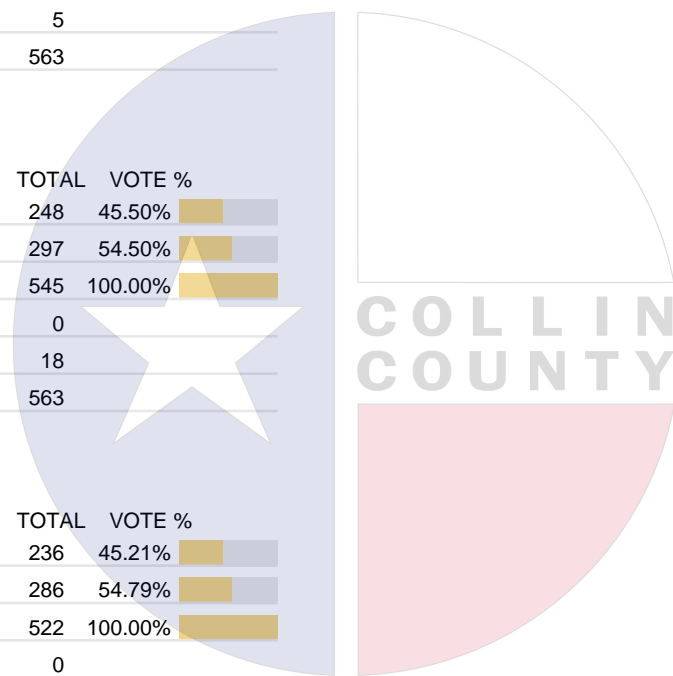
Vote For 1

	TOTAL	VOTE %	
Jim Wright	236	45.21%	
Bo French	286	54.79%	
Total Votes Cast	522	100.00%	
Overvotes	0		
Undervotes	41		
Contest Totals	563		

### REP Judge, Court of Criminal Appeals, Place 3

Vote For 1

	TOTAL	VOTE %	
Alison Fox	211	42.37%	
Thomas Smith	287	57.63%	
Total Votes Cast	498	100.00%	
Overvotes	0		
Undervotes	65		
Contest Totals	563		



Collin County Seal  
 Watermark Seal for Collin County,  
 Collin County Government

## PCT 212, 225, 250

### REP Justice of the Peace, Precinct No. 4

Vote For 1

	TOTAL	VOTE %	
Randy Farrar	226	46.22%	
Stephen Kallas	263	53.78%	
Total Votes Cast	489	100.00%	
Overvotes	0		
Undervotes	74		
Contest Totals	563		

### DEM Lieutenant Governor

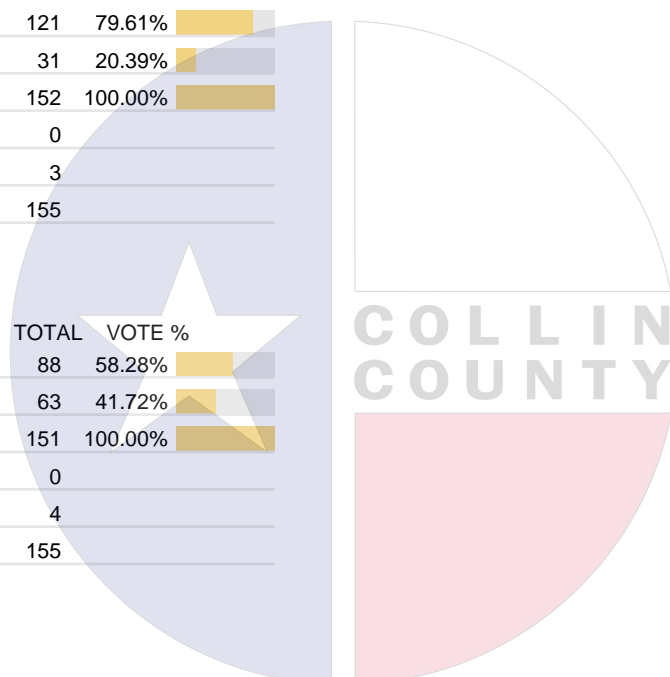
Vote For 1

	TOTAL	VOTE %	
Vikki Goodwin	121	79.61%	
Marcos Isaias Velez	31	20.39%	
Total Votes Cast	152	100.00%	
Overvotes	0		
Undervotes	3		
Contest Totals	155		

### DEM Attorney General

Vote For 1

	TOTAL	VOTE %	
Nathan Johnson	88	58.28%	
Joe Jaworski	63	41.72%	
Total Votes Cast	151	100.00%	
Overvotes	0		
Undervotes	4		
Contest Totals	155		



Collin County Seal  
 Watermark Seal for Collin County.  
 Collin County Government

## PCT 214, 224

Statistics	TOTAL
Ballots Cast - Total	1,096
Ballots Cast - Blank	0
Voter Turnout - Total	15.12%
Voter Turnout - Republican Party	0.00%

### REP US Senator

Vote For 1

	TOTAL	VOTE %	
Ken Paxton	686	66.41%	
John Cornyn	347	33.59%	
Total Votes Cast	1,033	100.00%	
Overvotes	0		
Undervotes	2		
Contest Totals	1,035		

### REP Attorney General

Vote For 1

	TOTAL	VOTE %	
Chip Roy	472	46.32%	
Mayes Middleton	547	53.68%	
Total Votes Cast	1,019	100.00%	
Overvotes	0		
Undervotes	16		
Contest Totals	1,035		

### REP Railroad Commissioner

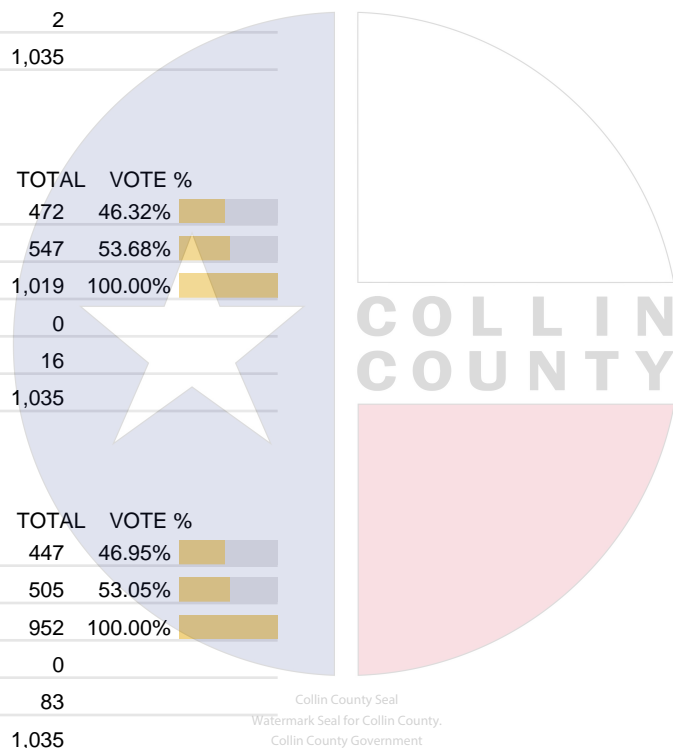
Vote For 1

	TOTAL	VOTE %	
Jim Wright	447	46.95%	
Bo French	505	53.05%	
Total Votes Cast	952	100.00%	
Overvotes	0		
Undervotes	83		
Contest Totals	1,035		

### REP Judge, Court of Criminal Appeals, Place 3

Vote For 1

	TOTAL	VOTE %	
Alison Fox	346	39.45%	
Thomas Smith	531	60.55%	
Total Votes Cast	877	100.00%	
Overvotes	0		
Undervotes	158		
Contest Totals	1,035		



## PCT 214, 224

### REP Justice of the Peace, Precinct No. 4

Vote For 1

	TOTAL	VOTE %	
Randy Farrar	437	51.11%	
Stephen Kallas	418	48.89%	
Total Votes Cast	855	100.00%	
Overvotes	0		
Undervotes	180		
Contest Totals	1,035		

### DEM Lieutenant Governor

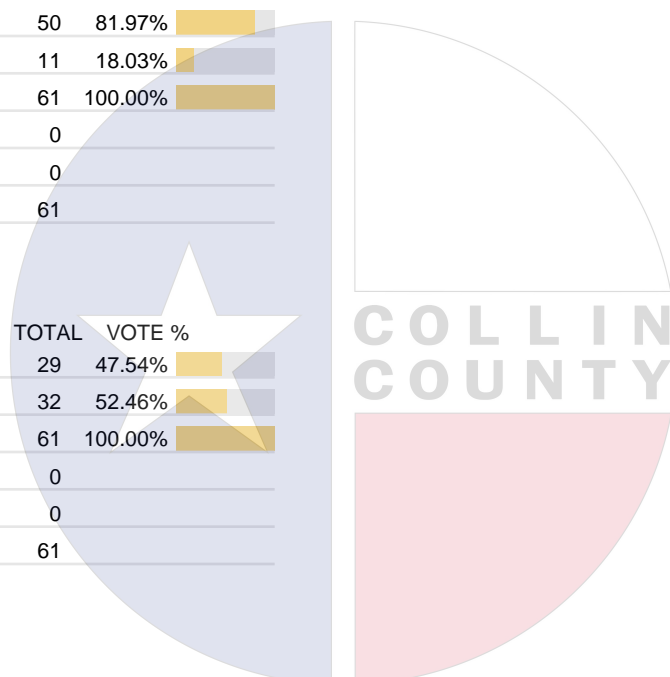
Vote For 1

	TOTAL	VOTE %	
Vikki Goodwin	50	81.97%	
Marcos Isaias Velez	11	18.03%	
Total Votes Cast	61	100.00%	
Overvotes	0		
Undervotes	0		
Contest Totals	61		

### DEM Attorney General

Vote For 1

	TOTAL	VOTE %	
Nathan Johnson	29	47.54%	
Joe Jaworski	32	52.46%	
Total Votes Cast	61	100.00%	
Overvotes	0		
Undervotes	0		
Contest Totals	61		



Collin County Seal  
 Watermark Seal for Collin County.  
 Collin County Government

**PCT 220, 229, 248**

Statistics	TOTAL
Ballots Cast - Total	456
Ballots Cast - Blank	1
Voter Turnout - Total	6.10%
Voter Turnout - Republican Party	0.00%

**REP US Senator**

Vote For 1

	TOTAL	VOTE %	
Ken Paxton	275	72.37%	
John Cornyn	105	27.63%	
Total Votes Cast	380	100.00%	
Overvotes	0		
Undervotes	0		
Contest Totals	380		

**REP Attorney General**

Vote For 1

	TOTAL	VOTE %	
Chip Roy	182	48.79%	
Mayes Middleton	191	51.21%	
Total Votes Cast	373	100.00%	
Overvotes	0		
Undervotes	7		
Contest Totals	380		

**REP Railroad Commissioner**

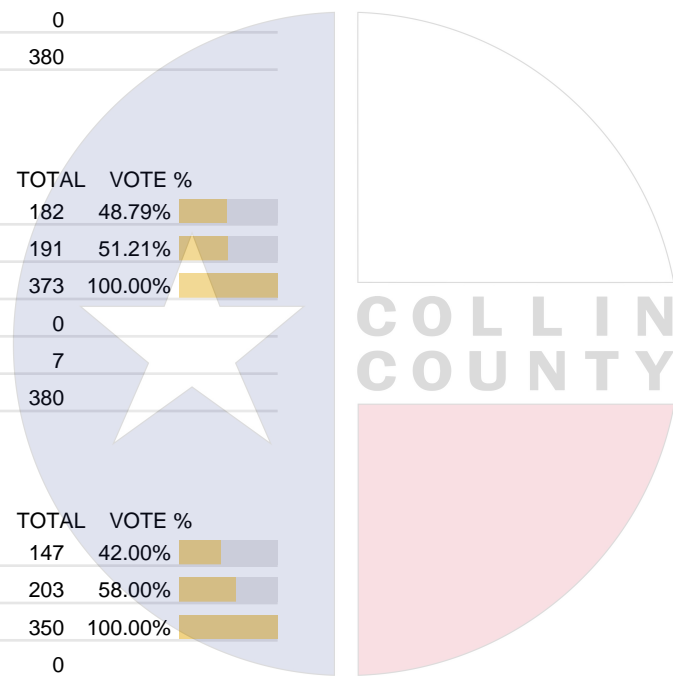
Vote For 1

	TOTAL	VOTE %	
Jim Wright	147	42.00%	
Bo French	203	58.00%	
Total Votes Cast	350	100.00%	
Overvotes	0		
Undervotes	30		
Contest Totals	380		

**REP Judge, Court of Criminal Appeals, Place 3**

Vote For 1

	TOTAL	VOTE %	
Alison Fox	140	41.54%	
Thomas Smith	197	58.46%	
Total Votes Cast	337	100.00%	
Overvotes	0		
Undervotes	43		
Contest Totals	380		



Collin County Seal  
 Watermark Seal for Collin County,  
 Collin County Government

## PCT 220, 229, 248

### REP Justice of the Peace, Precinct No. 4

Vote For 1

	TOTAL	VOTE %	
Randy Farrar	152	47.50%	
Stephen Kallas	168	52.50%	
Total Votes Cast	320	100.00%	
Overvotes	2		
Undervotes	58		
Contest Totals	380		

### DEM Lieutenant Governor

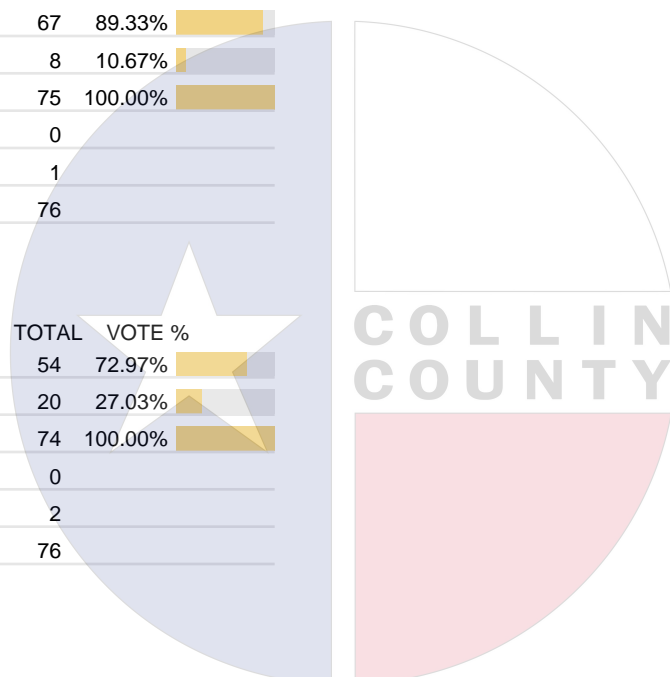
Vote For 1

	TOTAL	VOTE %	
Vikki Goodwin	67	89.33%	
Marcos Isaias Velez	8	10.67%	
Total Votes Cast	75	100.00%	
Overvotes	0		
Undervotes	1		
Contest Totals	76		

### DEM Attorney General

Vote For 1

	TOTAL	VOTE %	
Nathan Johnson	54	72.97%	
Joe Jaworski	20	27.03%	
Total Votes Cast	74	100.00%	
Overvotes	0		
Undervotes	2		
Contest Totals	76		



Collin County Seal  
 Watermark Seal for Collin County.  
 Collin County Government

## PCT 228, 254

Statistics	TOTAL
Ballots Cast - Total	291
Ballots Cast - Blank	0
Voter Turnout - Total	4.69%
Voter Turnout - Republican Party	0.00%

### REP US Senator

Vote For 1

	TOTAL	VOTE %	
Ken Paxton	171	81.04%	
John Cornyn	40	18.96%	
Total Votes Cast	211	100.00%	
Overvotes	1		
Undervotes	0		
Contest Totals	212		

### REP Attorney General

Vote For 1

	TOTAL	VOTE %	
Chip Roy	105	49.76%	
Mayes Middleton	106	50.24%	
Total Votes Cast	211	100.00%	
Overvotes	0		
Undervotes	1		
Contest Totals	212		

### REP Railroad Commissioner

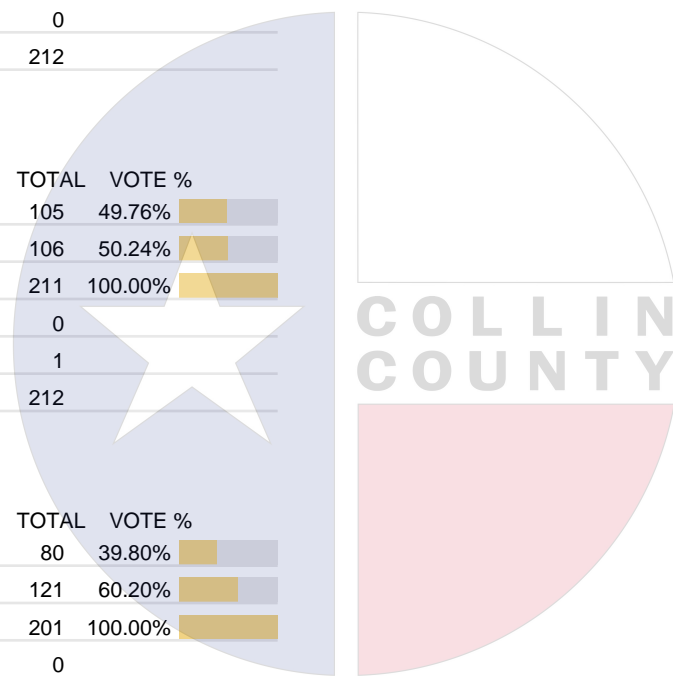
Vote For 1

	TOTAL	VOTE %	
Jim Wright	80	39.80%	
Bo French	121	60.20%	
Total Votes Cast	201	100.00%	
Overvotes	0		
Undervotes	11		
Contest Totals	212		

### REP Judge, Court of Criminal Appeals, Place 3

Vote For 1

	TOTAL	VOTE %	
Alison Fox	74	38.74%	
Thomas Smith	117	61.26%	
Total Votes Cast	191	100.00%	
Overvotes	0		
Undervotes	21		
Contest Totals	212		



Collin County Seal  
 Watermark Seal for Collin County,  
 Collin County Government

## PCT 228, 254

### DEM Lieutenant Governor

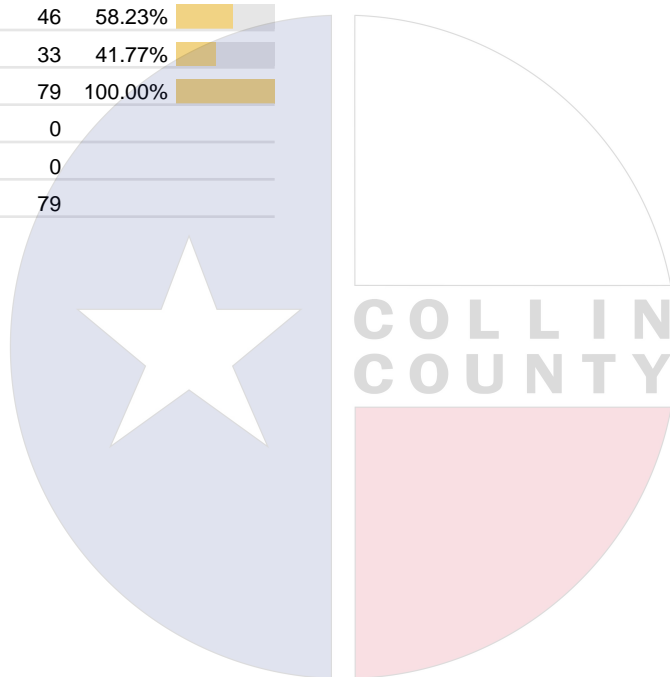
Vote For 1

	TOTAL	VOTE %	
Vikki Goodwin	47	61.04%	
Marcos Isaias Velez	30	38.96%	
Total Votes Cast	77	100.00%	
Overvotes	0		
Undervotes	2		
Contest Totals	79		

### DEM Attorney General

Vote For 1

	TOTAL	VOTE %	
Nathan Johnson	46	58.23%	
Joe Jaworski	33	41.77%	
Total Votes Cast	79	100.00%	
Overvotes	0		
Undervotes	0		
Contest Totals	79		



Collin County Seal  
 Watermark Seal for Collin County.  
 Collin County Government

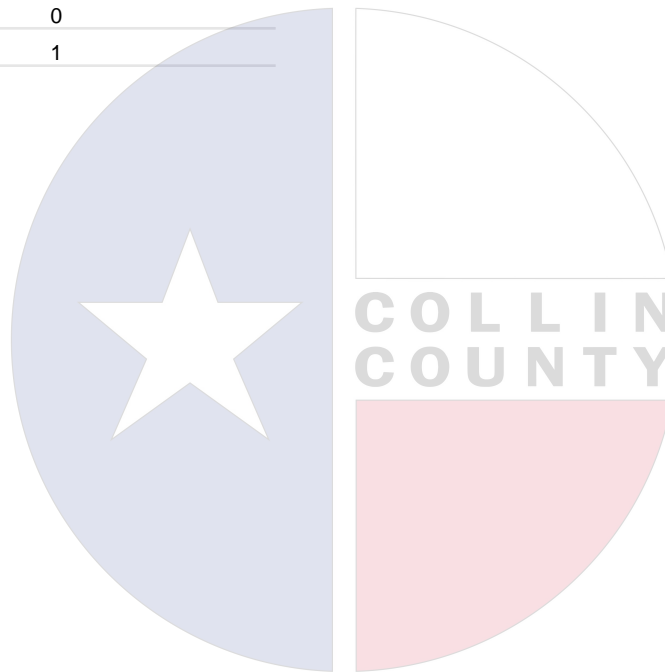
**LB01**

Statistics	TOTAL
Ballots Cast - Total	1
Ballots Cast - Blank	0
Voter Turnout - Total	0.00%
Voter Turnout - Republican Party	0.00%

**REP US Senator**

Vote For 1

	TOTAL	VOTE %
Ken Paxton	0	0.00%
John Cornyn	1	100.00%
Total Votes Cast	1	100.00%
Overvotes	0	
Undervotes	0	
Contest Totals	1	



Collin County Seal  
 Watermark Seal for Collin County.  
 Collin County Government

**LB02**

Statistics	TOTAL
Ballots Cast - Total	43
Ballots Cast - Blank	0
Voter Turnout - Total	0.00%
Voter Turnout - Republican Party	0.00%

**REP US Senator**

Vote For 1

	TOTAL	VOTE %	
Ken Paxton	25	67.57%	
John Cornyn	12	32.43%	
Total Votes Cast	37	100.00%	
Overvotes	0		
Undervotes	0		
Contest Totals	37		

**REP Attorney General**

Vote For 1

	TOTAL	VOTE %	
Chip Roy	21	58.33%	
Mayes Middleton	15	41.67%	
Total Votes Cast	36	100.00%	
Overvotes	0		
Undervotes	1		
Contest Totals	37		

**REP Railroad Commissioner**

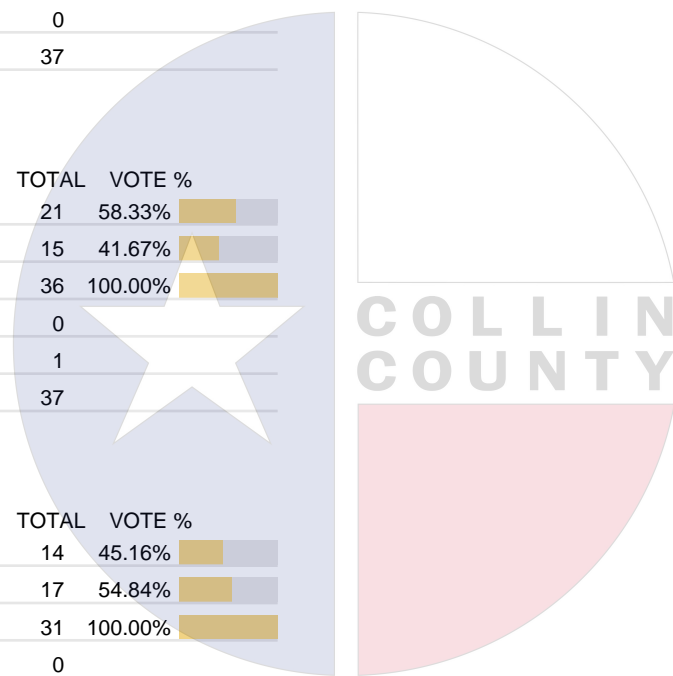
Vote For 1

	TOTAL	VOTE %	
Jim Wright	14	45.16%	
Bo French	17	54.84%	
Total Votes Cast	31	100.00%	
Overvotes	0		
Undervotes	6		
Contest Totals	37		

**REP Judge, Court of Criminal Appeals, Place 3**

Vote For 1

	TOTAL	VOTE %	
Alison Fox	16	55.17%	
Thomas Smith	13	44.83%	
Total Votes Cast	29	100.00%	
Overvotes	0		
Undervotes	8		
Contest Totals	37		






Collin County Seal  
 Watermark Seal for Collin County,  
 Collin County Government

**LB02**




**DEM Lieutenant Governor**

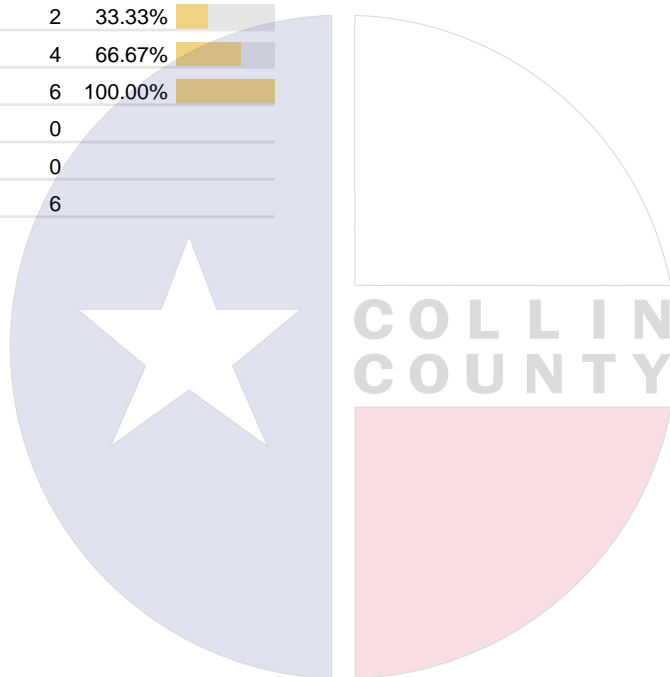
Vote For 1

	TOTAL	VOTE %	
Vikki Goodwin	6	100.00%	
Marcos Isaias Velez	0	0.00%	
Total Votes Cast	6	100.00%	
Overvotes	0		
Undervotes	0		
Contest Totals	6		

**DEM Attorney General**

Vote For 1

	TOTAL	VOTE %	
Nathan Johnson	2	33.33%	
Joe Jaworski	4	66.67%	
Total Votes Cast	6	100.00%	
Overvotes	0		
Undervotes	0		
Contest Totals	6		



Collin County Seal  
 Watermark Seal for Collin County.  
 Collin County Government