

PCT 001, 002, 044

Statistics	TOTAL
Registered Voters - Total	9,216
Ballots Cast - Total	960
Ballots Cast - Republican Party	755
Ballots Cast - Democratic Party	205
Voter Turnout - Total	10.42%

REP US Senator

Vote For 1

	TOTAL	VOTE %	
Ken Paxton	478	63.48%	
John Cornyn	275	36.52%	
Total Votes Cast	753	100.00%	
Overvotes	0		
Undervotes	2		
Contest Totals	755		

REP Attorney General

Vote For 1

	TOTAL	VOTE %	
Chip Roy	363	48.99%	
Mayer Middleton	378	51.01%	
Total Votes Cast	741	100.00%	
Overvotes	0		
Undervotes	14		
Contest Totals	755		

REP Railroad Commissioner

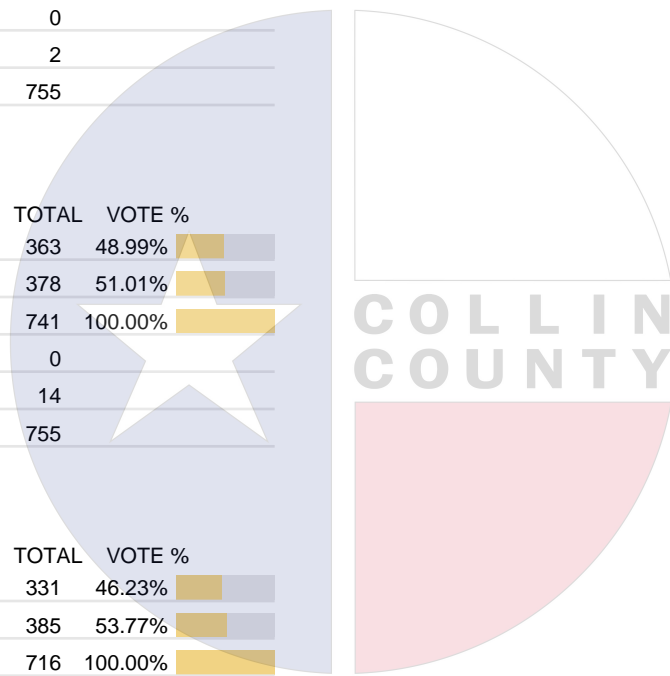
Vote For 1

	TOTAL	VOTE %	
Jim Wright	331	46.23%	
Bo French	385	53.77%	
Total Votes Cast	716	100.00%	
Overvotes	0		
Undervotes	39		
Contest Totals	755		

REP Judge, Court of Criminal Appeals, Place 3

Vote For 1

	TOTAL	VOTE %	
Alison Fox	271	40.87%	
Thomas Smith	392	59.13%	
Total Votes Cast	663	100.00%	
Overvotes	0		
Undervotes	92		
Contest Totals	755		



Collin County Seal
 Watermark Seal for Collin County,
 Collin County Government

PCT 001, 002, 044

DEM Lieutenant Governor

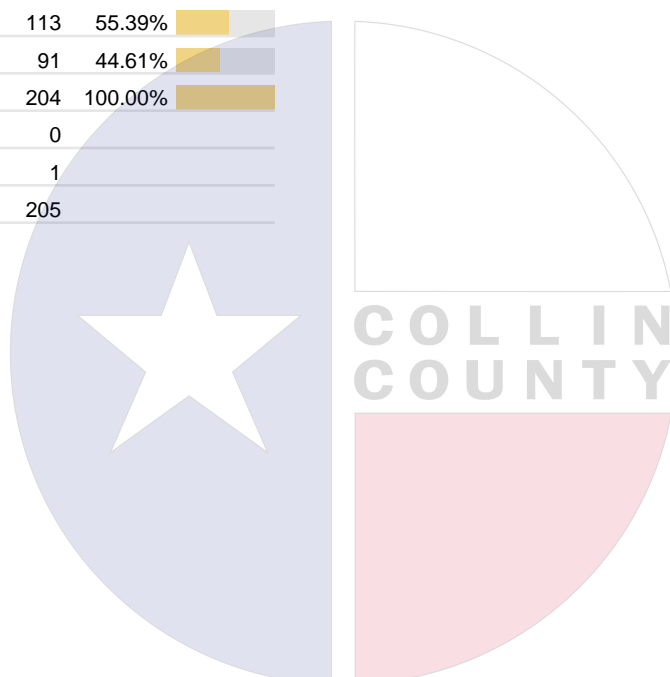
Vote For 1

	TOTAL	VOTE %	
Vikki Goodwin	178	87.25%	
Marcos Isaias Velez	26	12.75%	
Total Votes Cast	204	100.00%	
Overvotes	0		
Undervotes	1		
Contest Totals	205		

DEM Attorney General

Vote For 1

	TOTAL	VOTE %	
Nathan Johnson	113	55.39%	
Joe Jaworski	91	44.61%	
Total Votes Cast	204	100.00%	
Overvotes	0		
Undervotes	1		
Contest Totals	205		



Collin County Seal
 Watermark Seal for Collin County.
 Collin County Government

PCT 003, 098

Statistics	TOTAL
Registered Voters - Total	4,574
Ballots Cast - Total	267
Ballots Cast - Republican Party	174
Ballots Cast - Democratic Party	93
Voter Turnout - Total	5.84%

REP US Senator

Vote For 1

	TOTAL	VOTE %	
Ken Paxton	104	61.18%	
John Cornyn	66	38.82%	
Total Votes Cast	170	100.00%	
Overvotes	2		
Undervotes	2		
Contest Totals	174		

REP Attorney General

Vote For 1

	TOTAL	VOTE %	
Chip Roy	93	55.36%	
Mayer Middleton	75	44.64%	
Total Votes Cast	168	100.00%	
Overvotes	2		
Undervotes	4		
Contest Totals	174		

REP Railroad Commissioner

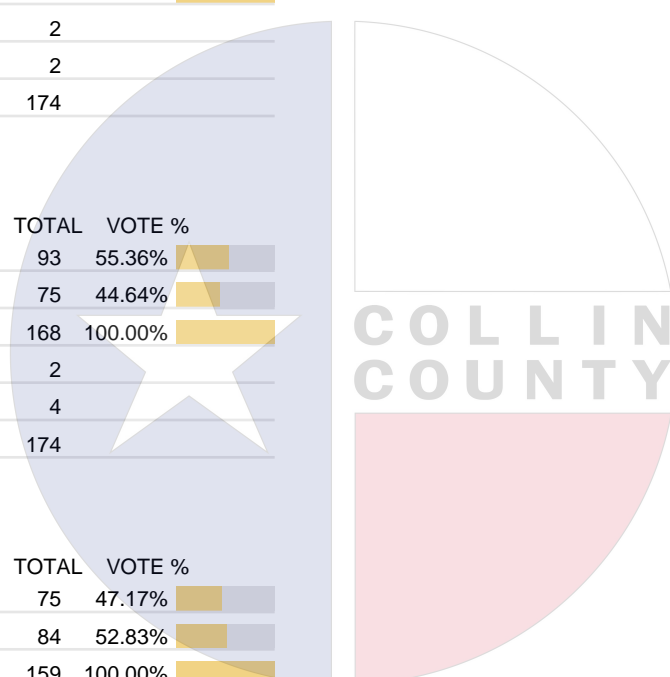
Vote For 1

	TOTAL	VOTE %	
Jim Wright	75	47.17%	
Bo French	84	52.83%	
Total Votes Cast	159	100.00%	
Overvotes	2		
Undervotes	13		
Contest Totals	174		

REP Judge, Court of Criminal Appeals, Place 3

Vote For 1

	TOTAL	VOTE %	
Alison Fox	70	46.36%	
Thomas Smith	81	53.64%	
Total Votes Cast	151	100.00%	
Overvotes	2		
Undervotes	21		
Contest Totals	174		



Collin County Seal
 Watermark Seal for Collin County,
 Collin County Government

PCT 003, 098

DEM Lieutenant Governor

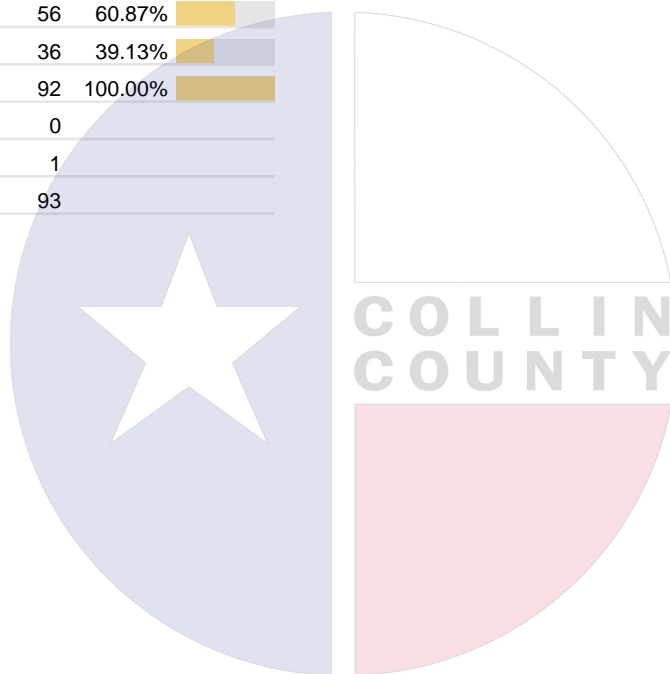
Vote For 1

	TOTAL	VOTE %	
Vikki Goodwin	64	69.57%	
Marcos Isaias Velez	28	30.43%	
Total Votes Cast	92	100.00%	
Overvotes	0		
Undervotes	1		
Contest Totals	93		

DEM Attorney General

Vote For 1

	TOTAL	VOTE %	
Nathan Johnson	56	60.87%	
Joe Jaworski	36	39.13%	
Total Votes Cast	92	100.00%	
Overvotes	0		
Undervotes	1		
Contest Totals	93		



Collin County Seal
 Watermark Seal for Collin County.
 Collin County Government

PCT 004, 096, 200

Statistics	TOTAL
Registered Voters - Total	9,013
Ballots Cast - Total	741
Ballots Cast - Republican Party	644
Ballots Cast - Democratic Party	97
Voter Turnout - Total	8.22%

REP US Senator

Vote For 1

	TOTAL	VOTE %	
Ken Paxton	461	71.70%	
John Cornyn	182	28.30%	
Total Votes Cast	643	100.00%	
Overvotes	0		
Undervotes	1		
Contest Totals	644		

REP Attorney General

Vote For 1

	TOTAL	VOTE %	
Chip Roy	282	44.34%	
Mayer Middleton	354	55.66%	
Total Votes Cast	636	100.00%	
Overvotes	0		
Undervotes	8		
Contest Totals	644		

REP Railroad Commissioner

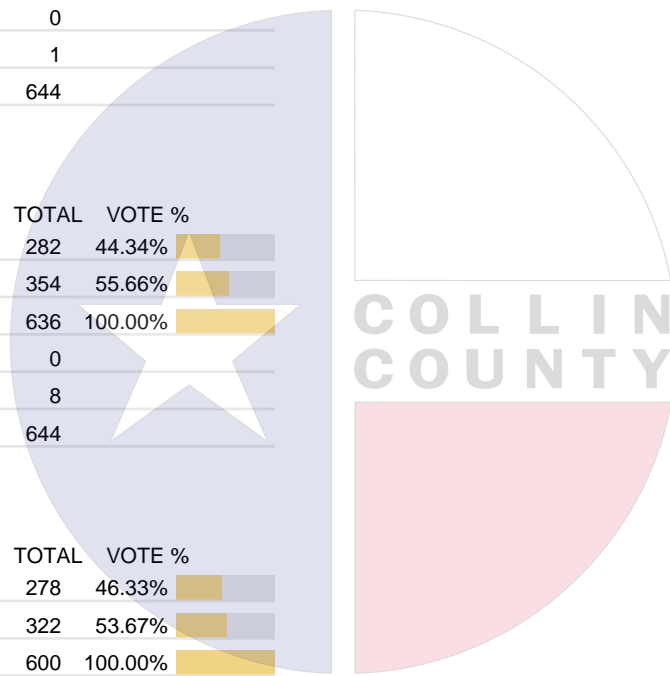
Vote For 1

	TOTAL	VOTE %	
Jim Wright	278	46.33%	
Bo French	322	53.67%	
Total Votes Cast	600	100.00%	
Overvotes	0		
Undervotes	44		
Contest Totals	644		

REP Judge, Court of Criminal Appeals, Place 3

Vote For 1

	TOTAL	VOTE %	
Alison Fox	214	38.56%	
Thomas Smith	341	61.44%	
Total Votes Cast	555	100.00%	
Overvotes	0		
Undervotes	89		
Contest Totals	644		



Collin County Seal
 Watermark Seal for Collin County,
 Collin County Government

PCT 004, 096, 200

DEM Lieutenant Governor

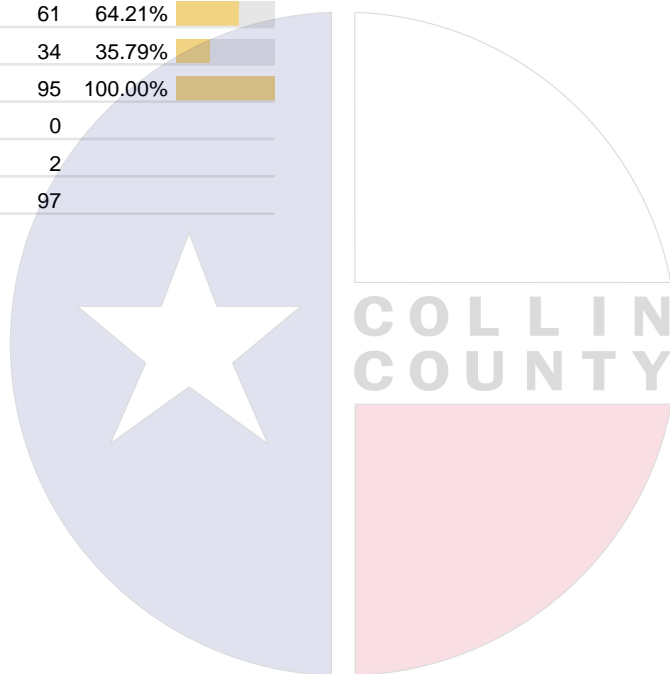
Vote For 1

	TOTAL	VOTE %	
Vikki Goodwin	74	78.72%	
Marcos Isaias Velez	20	21.28%	
Total Votes Cast	94	100.00%	
Overvotes	0		
Undervotes	3		
Contest Totals	97		

DEM Attorney General

Vote For 1

	TOTAL	VOTE %	
Nathan Johnson	61	64.21%	
Joe Jaworski	34	35.79%	
Total Votes Cast	95	100.00%	
Overvotes	0		
Undervotes	2		
Contest Totals	97		



Collin County Seal
 Watermark Seal for Collin County.
 Collin County Government

PCT 005, 007, 082, 106, 113

Statistics	TOTAL
Registered Voters - Total	10,556
Ballots Cast - Total	1,027
Ballots Cast - Republican Party	845
Ballots Cast - Democratic Party	182
Voter Turnout - Total	9.73%

REP US Senator

Vote For 1

	TOTAL	VOTE %	
Ken Paxton	538	63.74%	
John Cornyn	306	36.26%	
Total Votes Cast	844	100.00%	
Overvotes	0		
Undervotes	1		
Contest Totals	845		

REP Attorney General

Vote For 1

	TOTAL	VOTE %	
Chip Roy	382	46.02%	
Mayer Middleton	448	53.98%	
Total Votes Cast	830	100.00%	
Overvotes	1		
Undervotes	14		
Contest Totals	845		

REP Railroad Commissioner

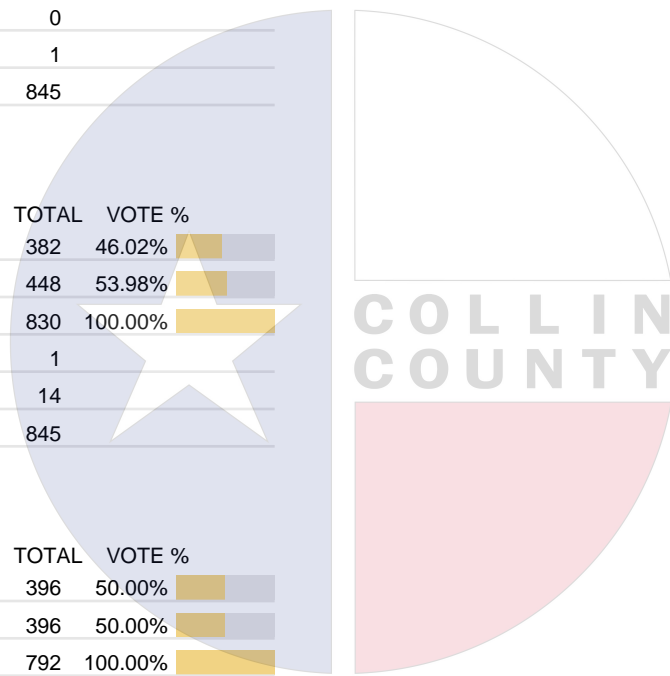
Vote For 1

	TOTAL	VOTE %	
Jim Wright	396	50.00%	
Bo French	396	50.00%	
Total Votes Cast	792	100.00%	
Overvotes	0		
Undervotes	53		
Contest Totals	845		

REP Judge, Court of Criminal Appeals, Place 3

Vote For 1

	TOTAL	VOTE %	
Alison Fox	314	42.20%	
Thomas Smith	430	57.80%	
Total Votes Cast	744	100.00%	
Overvotes	0		
Undervotes	101		
Contest Totals	845		



Collin County Seal
 Watermark Seal for Collin County,
 Collin County Government

PCT 005, 007, 082, 106, 113

DEM Lieutenant Governor

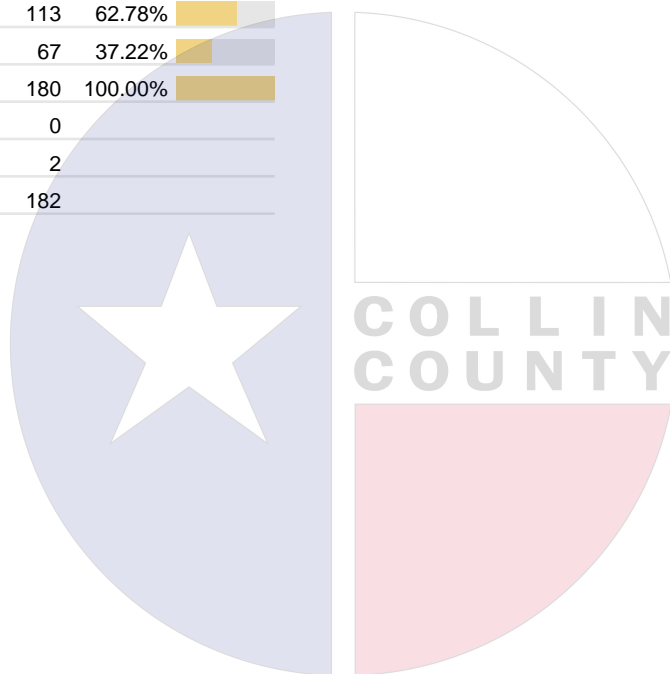
Vote For 1

	TOTAL	VOTE %	
Vikki Goodwin	151	82.97%	
Marcos Isaias Velez	31	17.03%	
Total Votes Cast	182	100.00%	
Overvotes	0		
Undervotes	0		
Contest Totals	182		

DEM Attorney General

Vote For 1

	TOTAL	VOTE %	
Nathan Johnson	113	62.78%	
Joe Jaworski	67	37.22%	
Total Votes Cast	180	100.00%	
Overvotes	0		
Undervotes	2		
Contest Totals	182		



Collin County Seal
 Watermark Seal for Collin County.
 Collin County Government

PCT 006, 040, 147

Statistics	TOTAL
Registered Voters - Total	7,350
Ballots Cast - Total	771
Ballots Cast - Republican Party	658
Ballots Cast - Democratic Party	113
Voter Turnout - Total	10.49%

REP US Senator

Vote For 1

	TOTAL	VOTE %	
Ken Paxton	400	61.16%	
John Cornyn	254	38.84%	
Total Votes Cast	654	100.00%	
Overvotes	0		
Undervotes	4		
Contest Totals	658		

REP Attorney General

Vote For 1

	TOTAL	VOTE %	
Chip Roy	262	40.37%	
Mayer Middleton	387	59.63%	
Total Votes Cast	649	100.00%	
Overvotes	0		
Undervotes	9		
Contest Totals	658		

REP Railroad Commissioner

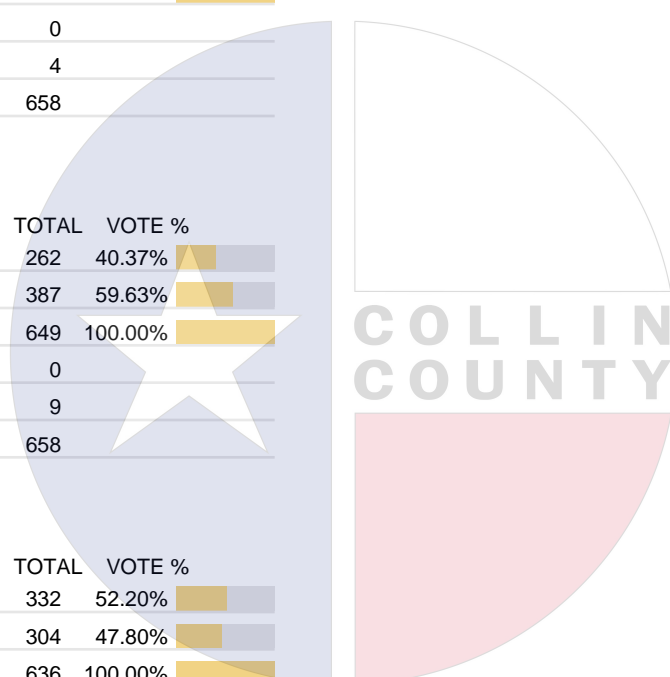
Vote For 1

	TOTAL	VOTE %	
Jim Wright	332	52.20%	
Bo French	304	47.80%	
Total Votes Cast	636	100.00%	
Overvotes	1		
Undervotes	21		
Contest Totals	658		

REP Judge, Court of Criminal Appeals, Place 3

Vote For 1

	TOTAL	VOTE %	
Alison Fox	231	38.89%	
Thomas Smith	363	61.11%	
Total Votes Cast	594	100.00%	
Overvotes	1		
Undervotes	63		
Contest Totals	658		



Collin County Seal
 Watermark Seal for Collin County,
 Collin County Government

PCT 006, 040, 147

DEM Lieutenant Governor

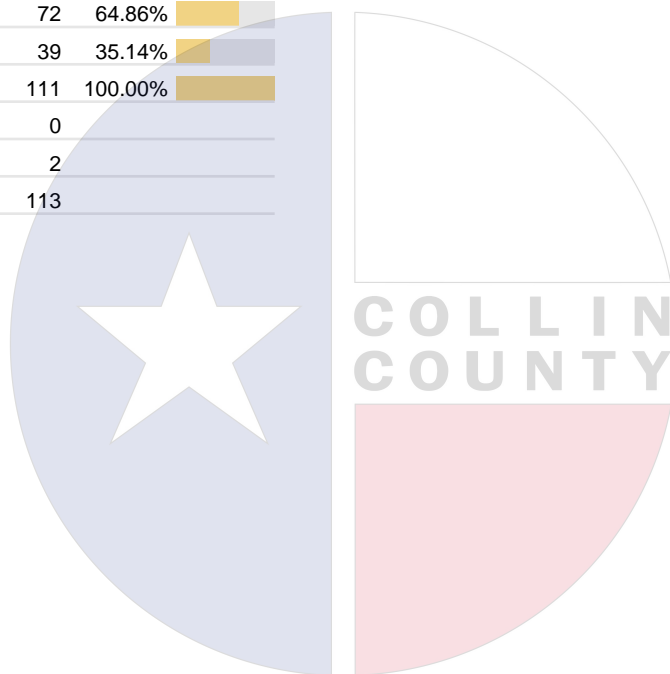
Vote For 1

	TOTAL	VOTE %	
Vikki Goodwin	92	81.42%	
Marcos Isaias Velez	21	18.58%	
Total Votes Cast	113	100.00%	
Overvotes	0		
Undervotes	0		
Contest Totals	113		

DEM Attorney General

Vote For 1

	TOTAL	VOTE %	
Nathan Johnson	72	64.86%	
Joe Jaworski	39	35.14%	
Total Votes Cast	111	100.00%	
Overvotes	0		
Undervotes	2		
Contest Totals	113		



Collin County Seal
 Watermark Seal for Collin County.
 Collin County Government

PCT 008, 100, 191

Statistics	TOTAL
Registered Voters - Total	9,264
Ballots Cast - Total	541
Ballots Cast - Republican Party	475
Ballots Cast - Democratic Party	66
Voter Turnout - Total	5.84%

REP US Senator

Vote For 1

	TOTAL	VOTE %	
Ken Paxton	358	75.37%	
John Cornyn	117	24.63%	
Total Votes Cast	475	100.00%	
Overvotes	0		
Undervotes	0		
Contest Totals	475		

REP Attorney General

Vote For 1

	TOTAL	VOTE %	
Chip Roy	192	40.76%	
Mayer Middleton	279	59.24%	
Total Votes Cast	471	100.00%	
Overvotes	0		
Undervotes	4		
Contest Totals	475		

REP Railroad Commissioner

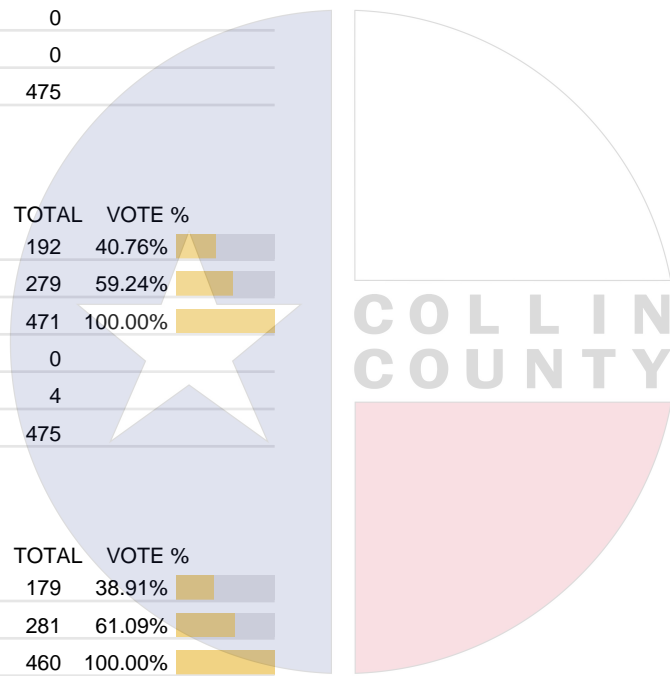
Vote For 1

	TOTAL	VOTE %	
Jim Wright	179	38.91%	
Bo French	281	61.09%	
Total Votes Cast	460	100.00%	
Overvotes	0		
Undervotes	15		
Contest Totals	475		

REP Judge, Court of Criminal Appeals, Place 3

Vote For 1

	TOTAL	VOTE %	
Alison Fox	164	37.79%	
Thomas Smith	270	62.21%	
Total Votes Cast	434	100.00%	
Overvotes	0		
Undervotes	41		
Contest Totals	475		



Collin County Seal
 Watermark Seal for Collin County,
 Collin County Government

PCT 008, 100, 191

DEM Lieutenant Governor

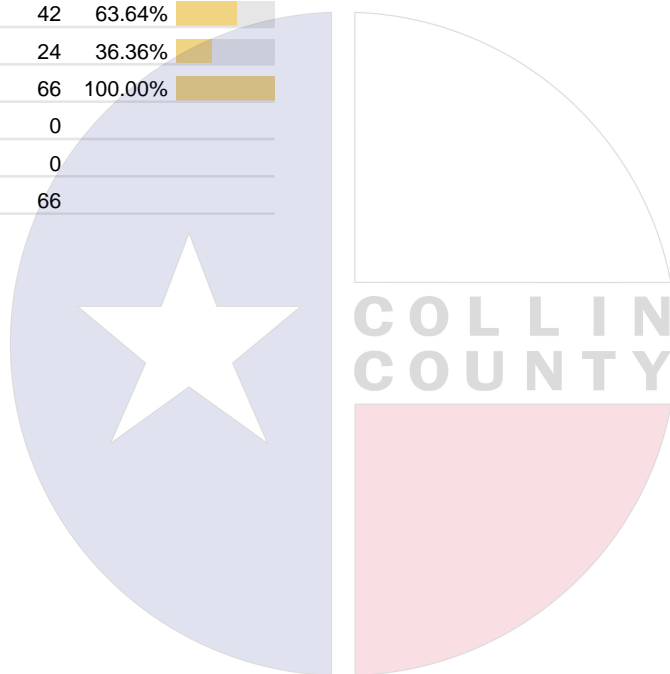
Vote For 1

	TOTAL	VOTE %	
Vikki Goodwin	50	75.76%	
Marcos Isaias Velez	16	24.24%	
Total Votes Cast	66	100.00%	
Overvotes	0		
Undervotes	0		
Contest Totals	66		

DEM Attorney General

Vote For 1

	TOTAL	VOTE %	
Nathan Johnson	42	63.64%	
Joe Jaworski	24	36.36%	
Total Votes Cast	66	100.00%	
Overvotes	0		
Undervotes	0		
Contest Totals	66		



Collin County Seal
 Watermark Seal for Collin County.
 Collin County Government

PCT 009, 215, 257

Statistics	TOTAL
Registered Voters - Total	9,810
Ballots Cast - Total	584
Ballots Cast - Republican Party	498
Ballots Cast - Democratic Party	86
Voter Turnout - Total	5.95%

REP US Senator

Vote For 1

	TOTAL	VOTE %	
Ken Paxton	354	71.23%	
John Cornyn	143	28.77%	
Total Votes Cast	497	100.00%	
Overvotes	0		
Undervotes	1		
Contest Totals	498		

REP Attorney General

Vote For 1

	TOTAL	VOTE %	
Chip Roy	231	46.76%	
Mayer Middleton	263	53.24%	
Total Votes Cast	494	100.00%	
Overvotes	0		
Undervotes	4		
Contest Totals	498		

REP Railroad Commissioner

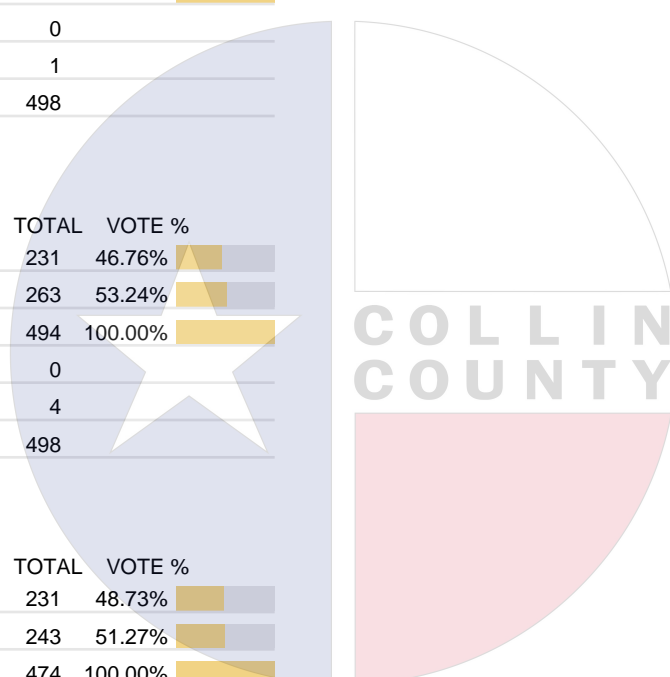
Vote For 1

	TOTAL	VOTE %	
Jim Wright	231	48.73%	
Bo French	243	51.27%	
Total Votes Cast	474	100.00%	
Overvotes	0		
Undervotes	24		
Contest Totals	498		

REP Judge, Court of Criminal Appeals, Place 3

Vote For 1

	TOTAL	VOTE %	
Alison Fox	181	40.49%	
Thomas Smith	266	59.51%	
Total Votes Cast	447	100.00%	
Overvotes	0		
Undervotes	51		
Contest Totals	498		



Collin County Seal
 Watermark Seal for Collin County,
 Collin County Government

PCT 009, 215, 257

DEM Lieutenant Governor

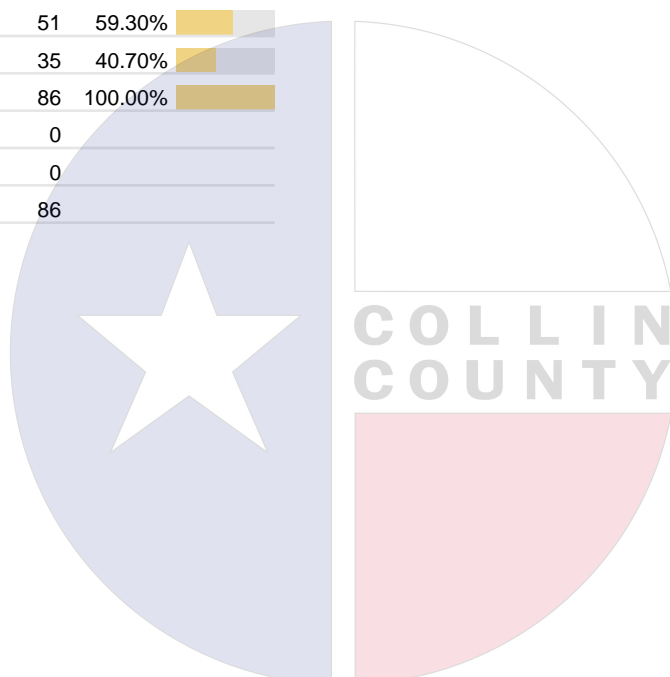
Vote For 1

	TOTAL	VOTE %	
Vikki Goodwin	65	76.47%	
Marcos Isaias Velez	20	23.53%	
Total Votes Cast	85	100.00%	
Overvotes	0		
Undervotes	1		
Contest Totals	86		

DEM Attorney General

Vote For 1

	TOTAL	VOTE %	
Nathan Johnson	51	59.30%	
Joe Jaworski	35	40.70%	
Total Votes Cast	86	100.00%	
Overvotes	0		
Undervotes	0		
Contest Totals	86		



Collin County Seal
 Watermark Seal for Collin County.
 Collin County Government

PCT 010, 037, 186

Statistics	TOTAL
Registered Voters - Total	4,691
Ballots Cast - Total	681
Ballots Cast - Republican Party	646
Ballots Cast - Democratic Party	35
Voter Turnout - Total	14.52%

REP US Senator

Vote For 1

	TOTAL	VOTE %	
Ken Paxton	457	70.74%	
John Cornyn	189	29.26%	
Total Votes Cast	646	100.00%	
Overvotes	0		
Undervotes	0		
Contest Totals	646		

REP Attorney General

Vote For 1

	TOTAL	VOTE %	
Chip Roy	276	43.46%	
Mayer Middleton	359	56.54%	
Total Votes Cast	635	100.00%	
Overvotes	1		
Undervotes	10		
Contest Totals	646		

REP Railroad Commissioner

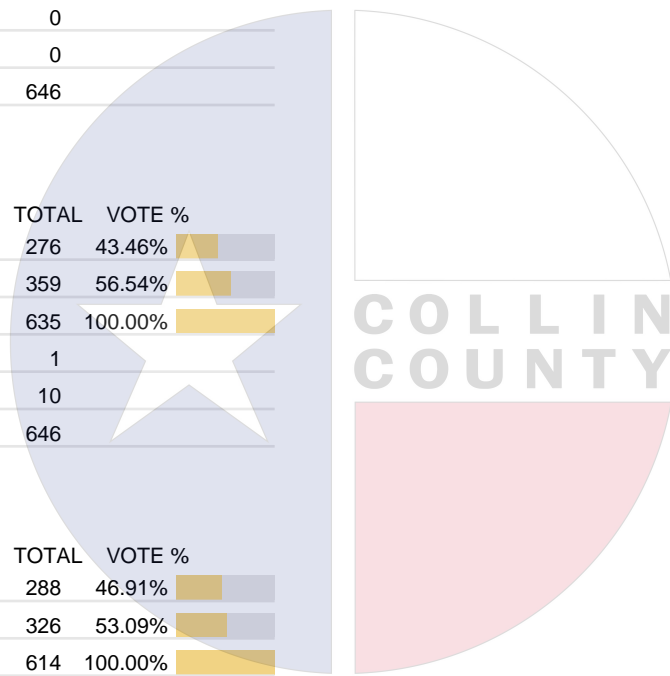
Vote For 1

	TOTAL	VOTE %	
Jim Wright	288	46.91%	
Bo French	326	53.09%	
Total Votes Cast	614	100.00%	
Overvotes	0		
Undervotes	32		
Contest Totals	646		

REP Judge, Court of Criminal Appeals, Place 3

Vote For 1

	TOTAL	VOTE %	
Alison Fox	217	38.14%	
Thomas Smith	352	61.86%	
Total Votes Cast	569	100.00%	
Overvotes	0		
Undervotes	77		
Contest Totals	646		



Collin County Seal
 Watermark Seal for Collin County,
 Collin County Government

PCT 010, 037, 186

DEM Lieutenant Governor

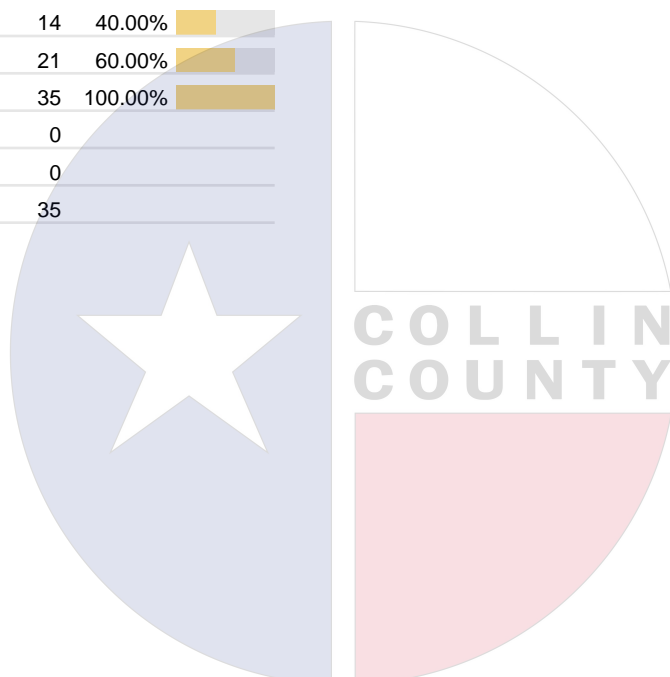
Vote For 1

	TOTAL	VOTE %	
Vikki Goodwin	31	91.18%	
Marcos Isaias Velez	3	8.82%	
Total Votes Cast	34	100.00%	
Overvotes	1		
Undervotes	0		
Contest Totals	35		

DEM Attorney General

Vote For 1

	TOTAL	VOTE %	
Nathan Johnson	14	40.00%	
Joe Jaworski	21	60.00%	
Total Votes Cast	35	100.00%	
Overvotes	0		
Undervotes	0		
Contest Totals	35		



Collin County Seal
 Watermark Seal for Collin County.
 Collin County Government

PCT 011, 189, 256

Statistics	TOTAL
Registered Voters - Total	7,817
Ballots Cast - Total	898
Ballots Cast - Republican Party	838
Ballots Cast - Democratic Party	60
Voter Turnout - Total	11.49%

REP US Senator

Vote For 1

	TOTAL	VOTE %	
Ken Paxton	583	69.65%	
John Cornyn	254	30.35%	
Total Votes Cast	837	100.00%	
Overvotes	0		
Undervotes	1		
Contest Totals	838		

REP Attorney General

Vote For 1

	TOTAL	VOTE %	
Chip Roy	372	44.77%	
Mayer Middleton	459	55.23%	
Total Votes Cast	831	100.00%	
Overvotes	0		
Undervotes	7		
Contest Totals	838		

REP Railroad Commissioner

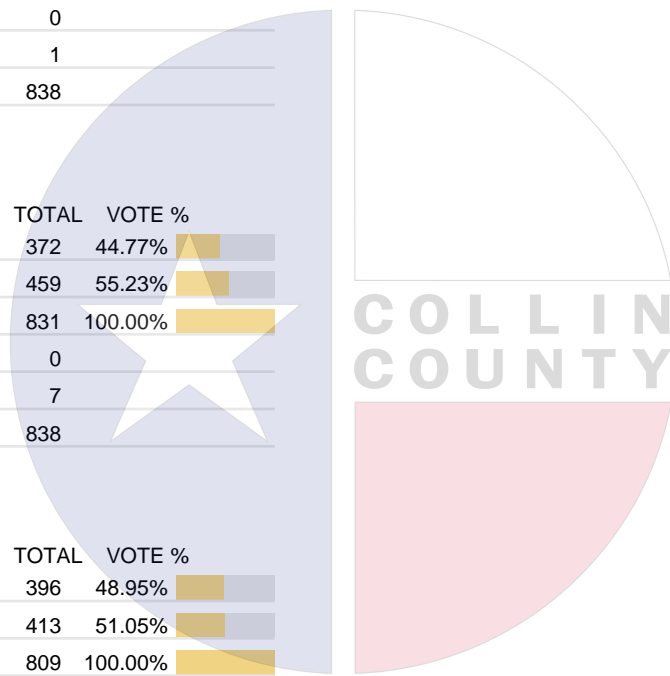
Vote For 1

	TOTAL	VOTE %	
Jim Wright	396	48.95%	
Bo French	413	51.05%	
Total Votes Cast	809	100.00%	
Overvotes	0		
Undervotes	29		
Contest Totals	838		

REP Judge, Court of Criminal Appeals, Place 3

Vote For 1

	TOTAL	VOTE %	
Alison Fox	299	40.35%	
Thomas Smith	442	59.65%	
Total Votes Cast	741	100.00%	
Overvotes	0		
Undervotes	97		
Contest Totals	838		



Collin County Seal
 Watermark Seal for Collin County,
 Collin County Government

PCT 011, 189, 256

DEM Lieutenant Governor

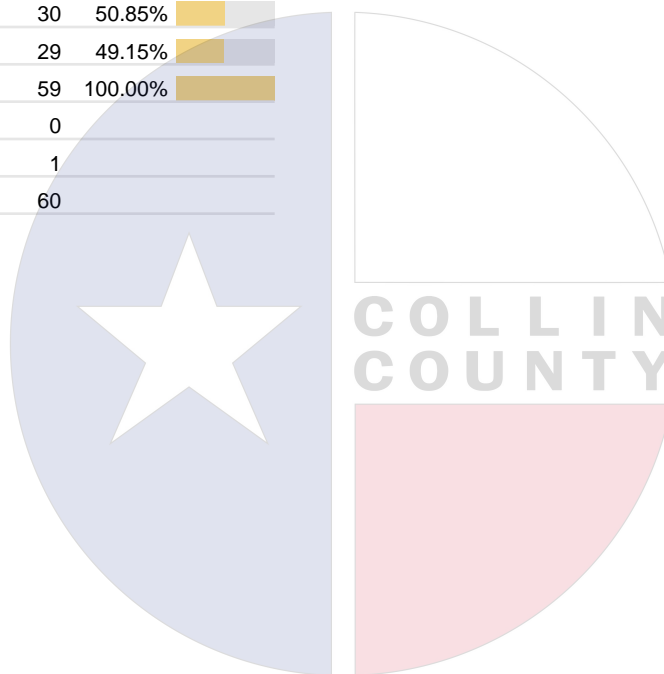
Vote For 1

	TOTAL	VOTE %	
Vikki Goodwin	50	83.33%	
Marcos Isaias Velez	10	16.67%	
Total Votes Cast	60	100.00%	
Overvotes	0		
Undervotes	0		
Contest Totals	60		

DEM Attorney General

Vote For 1

	TOTAL	VOTE %	
Nathan Johnson	30	50.85%	
Joe Jaworski	29	49.15%	
Total Votes Cast	59	100.00%	
Overvotes	0		
Undervotes	1		
Contest Totals	60		



Collin County Seal
 Watermark Seal for Collin County.
 Collin County Government

PCT 012, 122, 261

Statistics	TOTAL
Registered Voters - Total	10,219
Ballots Cast - Total	1,444
Ballots Cast - Republican Party	1,295
Ballots Cast - Democratic Party	149
Voter Turnout - Total	14.13%

REP US Senator

Vote For 1

	TOTAL	VOTE %	
Ken Paxton	785	60.71%	
John Cornyn	508	39.29%	
Total Votes Cast	1,293	100.00%	
Overvotes	0		
Undervotes	2		
Contest Totals	1,295		

REP Attorney General

Vote For 1

	TOTAL	VOTE %	
Chip Roy	564	44.62%	
Mayer Middleton	700	55.38%	
Total Votes Cast	1,264	100.00%	
Overvotes	0		
Undervotes	31		
Contest Totals	1,295		

REP Railroad Commissioner

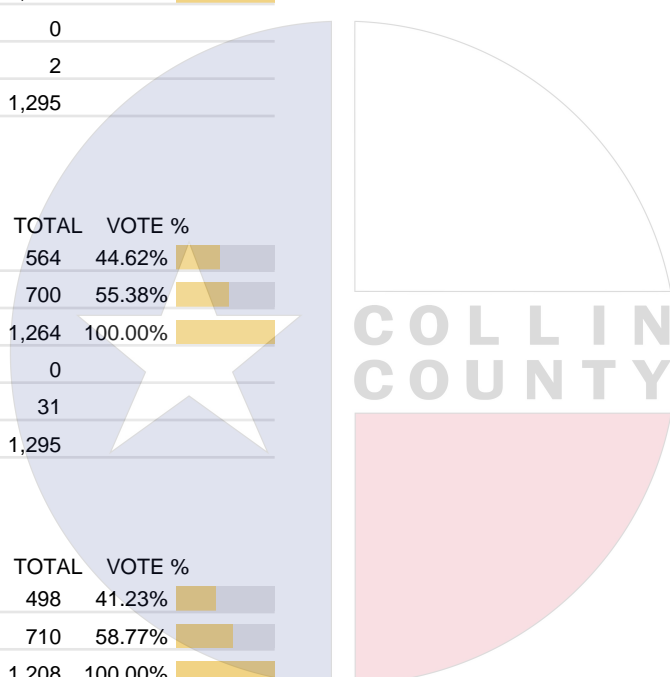
Vote For 1

	TOTAL	VOTE %	
Jim Wright	498	41.23%	
Bo French	710	58.77%	
Total Votes Cast	1,208	100.00%	
Overvotes	0		
Undervotes	87		
Contest Totals	1,295		

REP Judge, Court of Criminal Appeals, Place 3

Vote For 1

	TOTAL	VOTE %	
Alison Fox	436	38.55%	
Thomas Smith	695	61.45%	
Total Votes Cast	1,131	100.00%	
Overvotes	1		
Undervotes	163		
Contest Totals	1,295		



Collin County Seal
 Watermark Seal for Collin County,
 Collin County Government

PCT 012, 122, 261

REP Justice of the Peace, Precinct No. 4

Vote For 1

	TOTAL	VOTE %	
Randy Farrar	612	54.94%	
Stephen Kallas	502	45.06%	
Total Votes Cast	1,114	100.00%	
Overvotes	0		
Undervotes	181		
Contest Totals	1,295		

DEM Lieutenant Governor

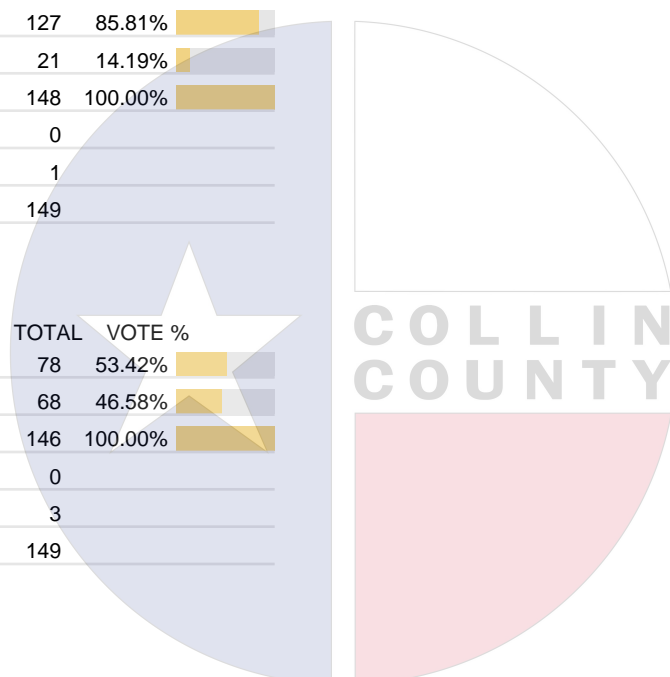
Vote For 1

	TOTAL	VOTE %	
Vikki Goodwin	127	85.81%	
Marcos Isaias Velez	21	14.19%	
Total Votes Cast	148	100.00%	
Overvotes	0		
Undervotes	1		
Contest Totals	149		

DEM Attorney General

Vote For 1

	TOTAL	VOTE %	
Nathan Johnson	78	53.42%	
Joe Jaworski	68	46.58%	
Total Votes Cast	146	100.00%	
Overvotes	0		
Undervotes	3		
Contest Totals	149		



Collin County Seal
 Watermark Seal for Collin County.
 Collin County Government

PCT 013, 240, 273

Statistics	TOTAL
Registered Voters - Total	8,432
Ballots Cast - Total	782
Ballots Cast - Republican Party	735
Ballots Cast - Democratic Party	47
Voter Turnout - Total	9.27%

REP US Senator

Vote For 1

	TOTAL	VOTE %
Ken Paxton	561	76.43%
John Cornyn	173	23.57%
Total Votes Cast	734	100.00%
Overvotes	0	
Undervotes	1	
Contest Totals	735	

REP Attorney General

Vote For 1

	TOTAL	VOTE %
Chip Roy	294	40.50%
Mayer Middleton	432	59.50%
Total Votes Cast	726	100.00%
Overvotes	0	
Undervotes	9	
Contest Totals	735	

REP Railroad Commissioner

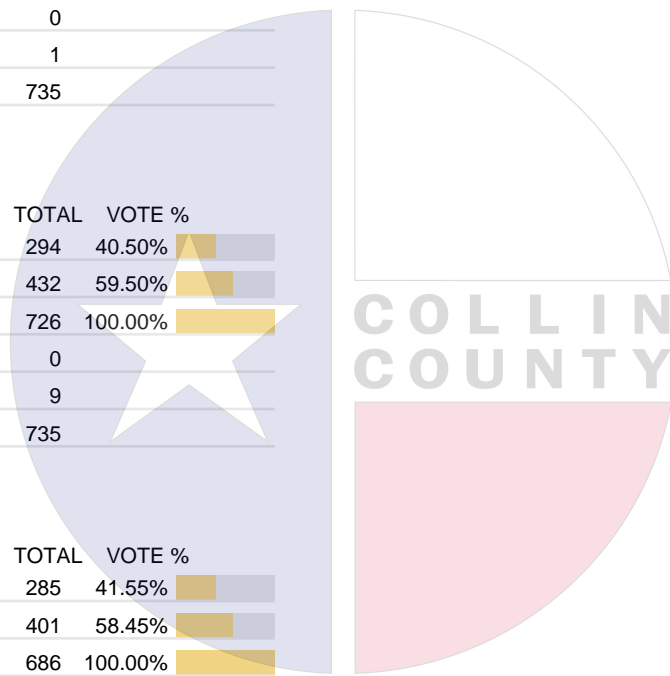
Vote For 1

	TOTAL	VOTE %
Jim Wright	285	41.55%
Bo French	401	58.45%
Total Votes Cast	686	100.00%
Overvotes	0	
Undervotes	49	
Contest Totals	735	

REP Judge, Court of Criminal Appeals, Place 3

Vote For 1

	TOTAL	VOTE %
Alison Fox	267	41.33%
Thomas Smith	379	58.67%
Total Votes Cast	646	100.00%
Overvotes	1	
Undervotes	88	
Contest Totals	735	



Collin County Seal
 Watermark Seal for Collin County,
 Collin County Government

PCT 013, 240, 273

REP Justice of the Peace, Precinct No. 4

Vote For 1

	TOTAL	VOTE %	
Randy Farrar	292	46.20%	
Stephen Kallas	340	53.80%	
Total Votes Cast	632	100.00%	
Overvotes	0		
Undervotes	103		
Contest Totals	735		

DEM Lieutenant Governor

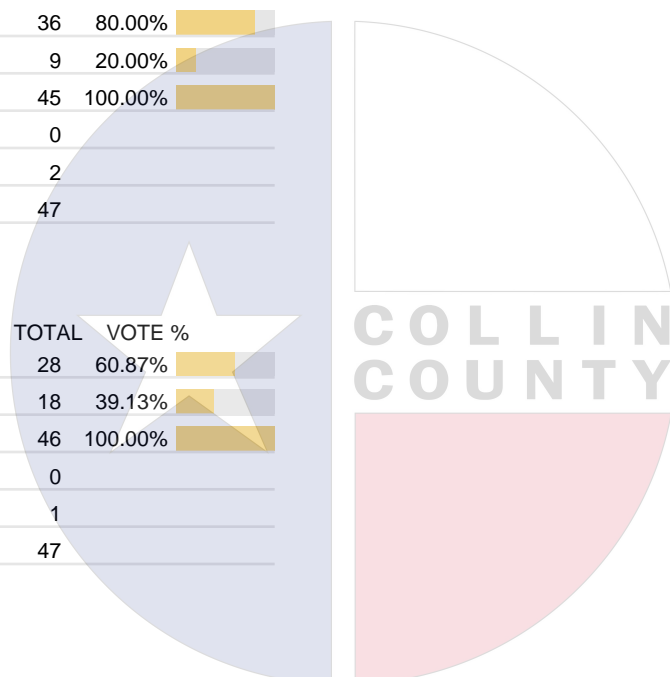
Vote For 1

	TOTAL	VOTE %	
Vikki Goodwin	36	80.00%	
Marcos Isaias Velez	9	20.00%	
Total Votes Cast	45	100.00%	
Overvotes	0		
Undervotes	2		
Contest Totals	47		

DEM Attorney General

Vote For 1

	TOTAL	VOTE %	
Nathan Johnson	28	60.87%	
Joe Jaworski	18	39.13%	
Total Votes Cast	46	100.00%	
Overvotes	0		
Undervotes	1		
Contest Totals	47		



Collin County Seal
 Watermark Seal for Collin County.
 Collin County Government

PCT 014, 167, 262

Statistics	TOTAL
Registered Voters - Total	8,446
Ballots Cast - Total	705
Ballots Cast - Republican Party	560
Ballots Cast - Democratic Party	145
Voter Turnout - Total	8.35%

REP US Senator

Vote For 1

	TOTAL	VOTE %	
Ken Paxton	330	59.25%	
John Cornyn	227	40.75%	
Total Votes Cast	557	100.00%	
Overvotes	1		
Undervotes	2		
Contest Totals	560		

REP Attorney General

Vote For 1

	TOTAL	VOTE %	
Chip Roy	277	50.55%	
Mayer Middleton	271	49.45%	
Total Votes Cast	548	100.00%	
Overvotes	1		
Undervotes	11		
Contest Totals	560		

REP Railroad Commissioner

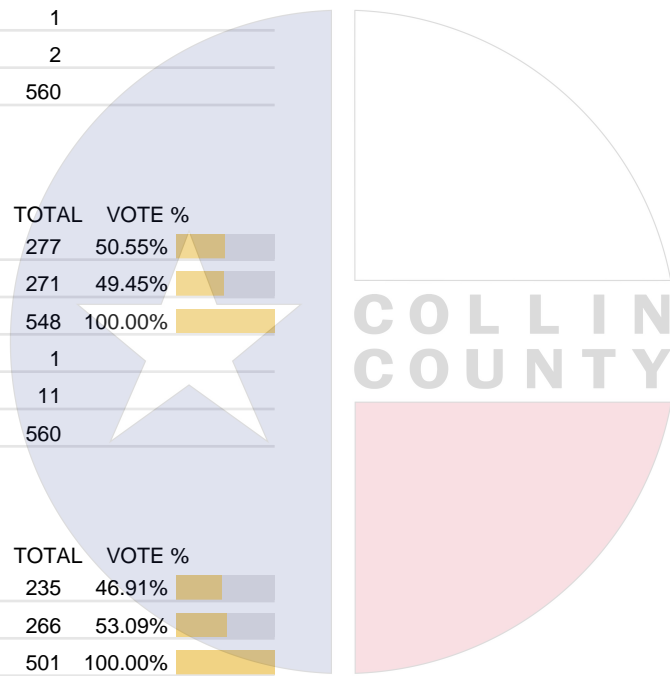
Vote For 1

	TOTAL	VOTE %	
Jim Wright	235	46.91%	
Bo French	266	53.09%	
Total Votes Cast	501	100.00%	
Overvotes	0		
Undervotes	59		
Contest Totals	560		

REP Judge, Court of Criminal Appeals, Place 3

Vote For 1

	TOTAL	VOTE %	
Alison Fox	197	42.73%	
Thomas Smith	264	57.27%	
Total Votes Cast	461	100.00%	
Overvotes	0		
Undervotes	99		
Contest Totals	560		



Collin County Seal
 Watermark Seal for Collin County,
 Collin County Government

PCT 014, 167, 262

REP Justice of the Peace, Precinct No. 4

Vote For 1

	TOTAL	VOTE %	
Randy Farrar	198	43.61%	
Stephen Kallas	256	56.39%	
Total Votes Cast	454	100.00%	
Overvotes	0		
Undervotes	106		
Contest Totals	560		

DEM Lieutenant Governor

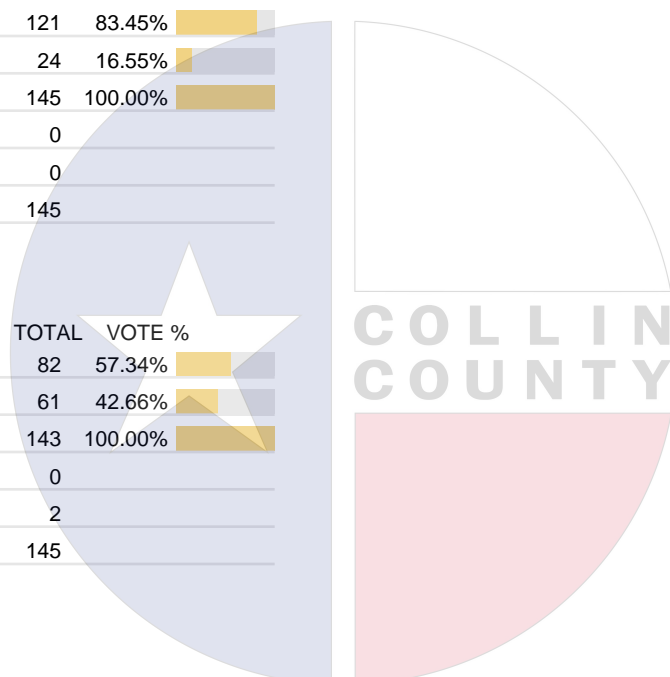
Vote For 1

	TOTAL	VOTE %	
Vikki Goodwin	121	83.45%	
Marcos Isaias Velez	24	16.55%	
Total Votes Cast	145	100.00%	
Overvotes	0		
Undervotes	0		
Contest Totals	145		

DEM Attorney General

Vote For 1

	TOTAL	VOTE %	
Nathan Johnson	82	57.34%	
Joe Jaworski	61	42.66%	
Total Votes Cast	143	100.00%	
Overvotes	0		
Undervotes	2		
Contest Totals	145		



Collin County Seal
 Watermark Seal for Collin County.
 Collin County Government

PCT 015, 049, 067, 070, 071

Statistics	TOTAL
Registered Voters - Total	10,439
Ballots Cast - Total	1,427
Ballots Cast - Republican Party	1,132
Ballots Cast - Democratic Party	295
Voter Turnout - Total	13.67%

REP US Senator

Vote For 1

	TOTAL	VOTE %	
Ken Paxton	635	56.39%	
John Cornyn	491	43.61%	
Total Votes Cast	1,126	100.00%	
Overvotes	1		
Undervotes	5		
Contest Totals	1,132		

REP Attorney General

Vote For 1

	TOTAL	VOTE %	
Chip Roy	567	50.99%	
Mayer Middleton	545	49.01%	
Total Votes Cast	1,112	100.00%	
Overvotes	0		
Undervotes	20		
Contest Totals	1,132		

REP Railroad Commissioner

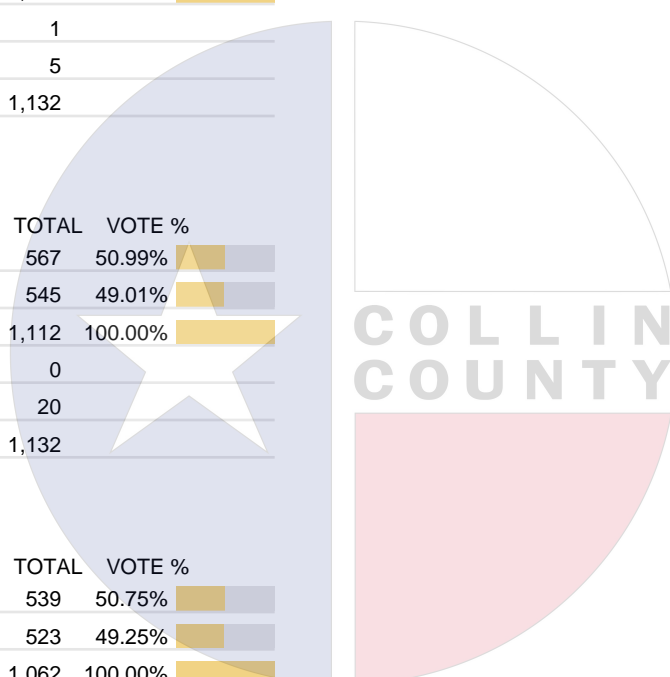
Vote For 1

	TOTAL	VOTE %	
Jim Wright	539	50.75%	
Bo French	523	49.25%	
Total Votes Cast	1,062	100.00%	
Overvotes	0		
Undervotes	70		
Contest Totals	1,132		

REP Judge, Court of Criminal Appeals, Place 3

Vote For 1

	TOTAL	VOTE %	
Alison Fox	448	44.93%	
Thomas Smith	549	55.07%	
Total Votes Cast	997	100.00%	
Overvotes	0		
Undervotes	135		
Contest Totals	1,132		



Collin County Seal
 Watermark Seal for Collin County,
 Collin County Government

PCT 015, 049, 067, 070, 071

DEM Lieutenant Governor

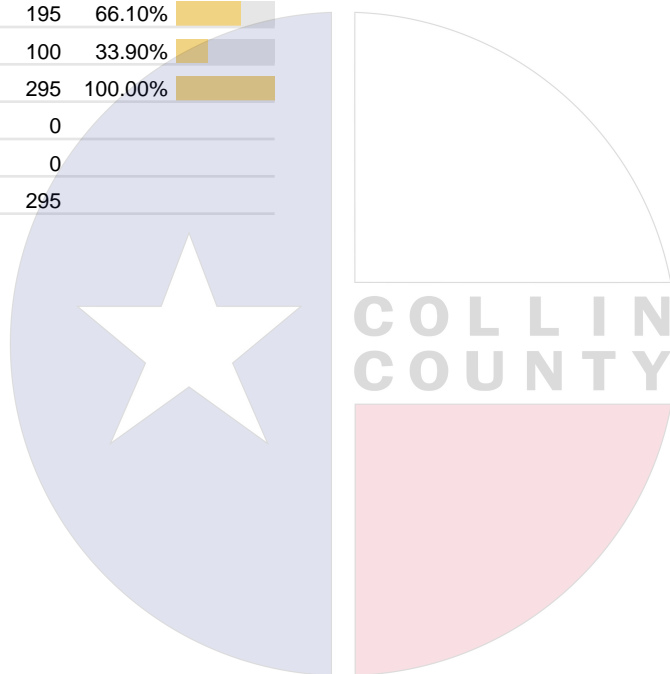
Vote For 1

	TOTAL	VOTE %	
Vikki Goodwin	247	84.30%	
Marcos Isaias Velez	46	15.70%	
Total Votes Cast	293	100.00%	
Overvotes	0		
Undervotes	2		
Contest Totals	295		

DEM Attorney General

Vote For 1

	TOTAL	VOTE %	
Nathan Johnson	195	66.10%	
Joe Jaworski	100	33.90%	
Total Votes Cast	295	100.00%	
Overvotes	0		
Undervotes	0		
Contest Totals	295		



Collin County Seal
 Watermark Seal for Collin County.
 Collin County Government

PCT 016, 216, 251

Statistics	TOTAL
Registered Voters - Total	10,279
Ballots Cast - Total	957
Ballots Cast - Republican Party	860
Ballots Cast - Democratic Party	97
Voter Turnout - Total	9.31%

REP US Senator

Vote For 1

	TOTAL	VOTE %	
Ken Paxton	603	70.20%	
John Cornyn	256	29.80%	
Total Votes Cast	859	100.00%	
Overvotes	0		
Undervotes	1		
Contest Totals	860		

REP Attorney General

Vote For 1

	TOTAL	VOTE %	
Chip Roy	385	45.56%	
Mayer Middleton	460	54.44%	
Total Votes Cast	845	100.00%	
Overvotes	0		
Undervotes	15		
Contest Totals	860		

REP Railroad Commissioner

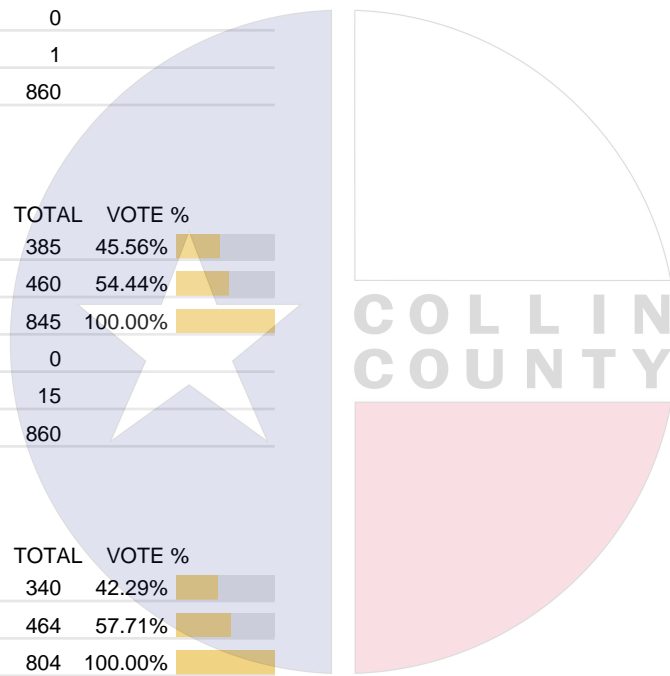
Vote For 1

	TOTAL	VOTE %	
Jim Wright	340	42.29%	
Bo French	464	57.71%	
Total Votes Cast	804	100.00%	
Overvotes	0		
Undervotes	56		
Contest Totals	860		

REP Judge, Court of Criminal Appeals, Place 3

Vote For 1

	TOTAL	VOTE %	
Alison Fox	270	35.81%	
Thomas Smith	484	64.19%	
Total Votes Cast	754	100.00%	
Overvotes	2		
Undervotes	104		
Contest Totals	860		



Collin County Seal
 Watermark Seal for Collin County,
 Collin County Government

PCT 016, 216, 251

DEM Lieutenant Governor

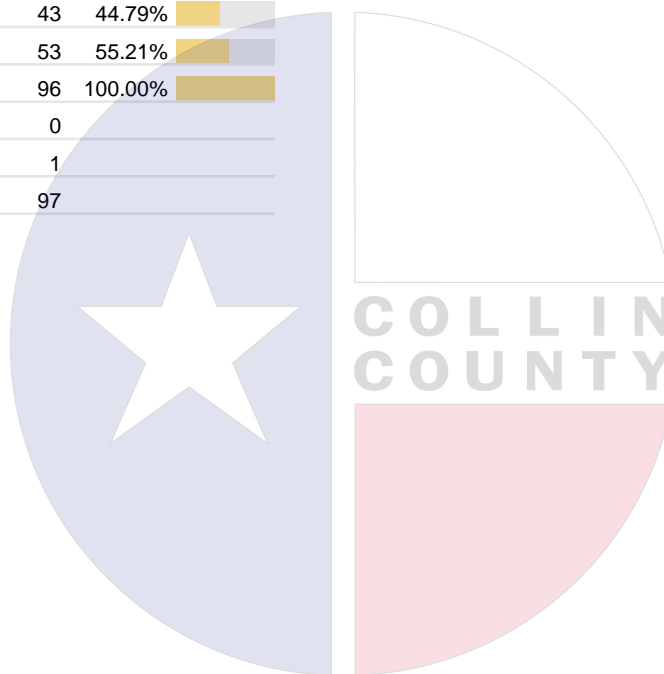
Vote For 1

	TOTAL	VOTE %	
Vikki Goodwin	76	78.35%	
Marcos Isaias Velez	21	21.65%	
Total Votes Cast	97	100.00%	
Overvotes	0		
Undervotes	0		
Contest Totals	97		

DEM Attorney General

Vote For 1

	TOTAL	VOTE %	
Nathan Johnson	43	44.79%	
Joe Jaworski	53	55.21%	
Total Votes Cast	96	100.00%	
Overvotes	0		
Undervotes	1		
Contest Totals	97		



Collin County Seal
 Watermark Seal for Collin County.
 Collin County Government

PCT 017, 162, 187, 249

Statistics	TOTAL
Registered Voters - Total	11,900
Ballots Cast - Total	898
Ballots Cast - Republican Party	753
Ballots Cast - Democratic Party	145
Voter Turnout - Total	7.55%

REP US Senator

Vote For 1

	TOTAL	VOTE %	
Ken Paxton	552	73.80%	
John Cornyn	196	26.20%	
Total Votes Cast	748	100.00%	
Overvotes	0		
Undervotes	5		
Contest Totals	753		

REP Attorney General

Vote For 1

	TOTAL	VOTE %	
Chip Roy	308	41.45%	
Mayer Middleton	435	58.55%	
Total Votes Cast	743	100.00%	
Overvotes	0		
Undervotes	10		
Contest Totals	753		

REP Railroad Commissioner

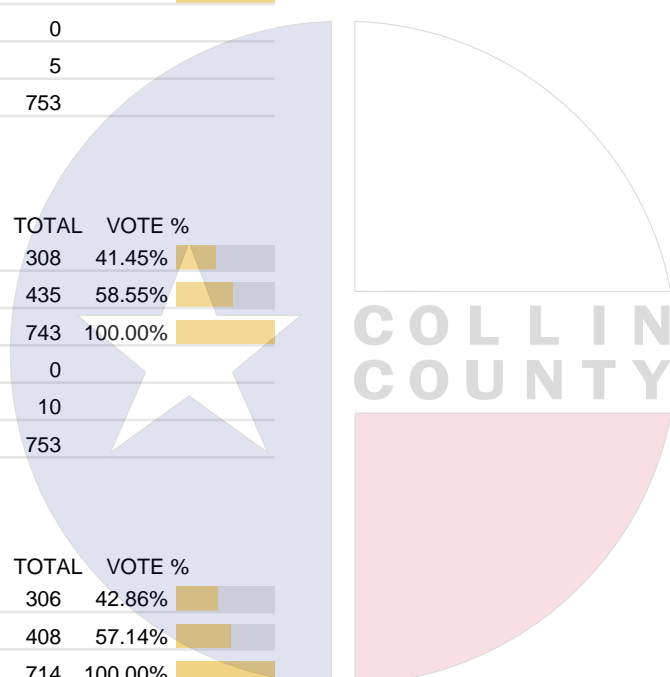
Vote For 1

	TOTAL	VOTE %	
Jim Wright	306	42.86%	
Bo French	408	57.14%	
Total Votes Cast	714	100.00%	
Overvotes	2		
Undervotes	37		
Contest Totals	753		

REP Judge, Court of Criminal Appeals, Place 3

Vote For 1

	TOTAL	VOTE %	
Alison Fox	246	36.18%	
Thomas Smith	434	63.82%	
Total Votes Cast	680	100.00%	
Overvotes	0		
Undervotes	73		
Contest Totals	753		






Collin County Seal
 Watermark Seal for Collin County,
 Collin County Government

PCT 017, 162, 187, 249




DEM Lieutenant Governor

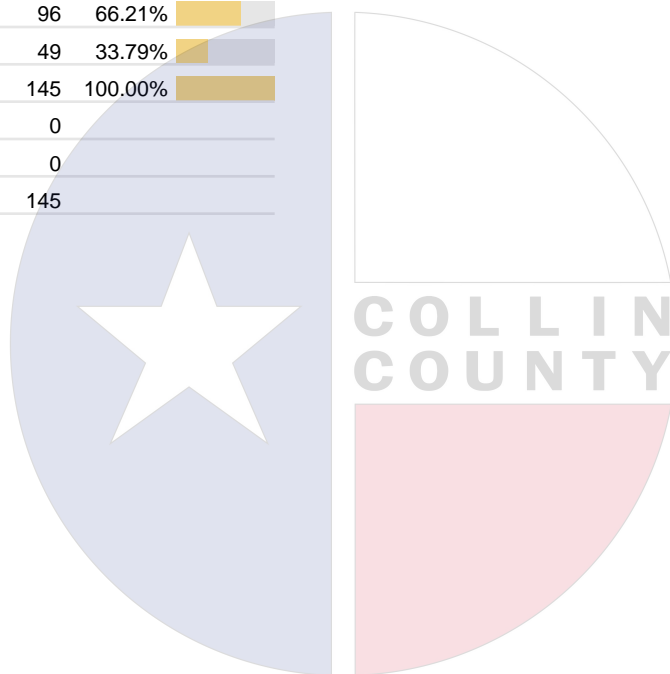
Vote For 1

	TOTAL	VOTE %	
Vikki Goodwin	108	75.00%	
Marcos Isaias Velez	36	25.00%	
Total Votes Cast	144	100.00%	
Overvotes	0		
Undervotes	1		
Contest Totals	145		

DEM Attorney General

Vote For 1

	TOTAL	VOTE %	
Nathan Johnson	96	66.21%	
Joe Jaworski	49	33.79%	
Total Votes Cast	145	100.00%	
Overvotes	0		
Undervotes	0		
Contest Totals	145		



Collin County Seal
 Watermark Seal for Collin County.
 Collin County Government

PCT 018, 093, 183, 201

Statistics	TOTAL
Registered Voters - Total	1,579
Ballots Cast - Total	228
Ballots Cast - Republican Party	219
Ballots Cast - Democratic Party	9
Voter Turnout - Total	14.44%

REP US Senator

Vote For 1

	TOTAL	VOTE %	
Ken Paxton	177	81.19%	
John Cornyn	41	18.81%	
Total Votes Cast	218	100.00%	
Overvotes	0		
Undervotes	1		
Contest Totals	219		

REP Attorney General

Vote For 1

	TOTAL	VOTE %	
Chip Roy	89	41.78%	
Mayer Middleton	124	58.22%	
Total Votes Cast	213	100.00%	
Overvotes	0		
Undervotes	6		
Contest Totals	219		

REP Railroad Commissioner

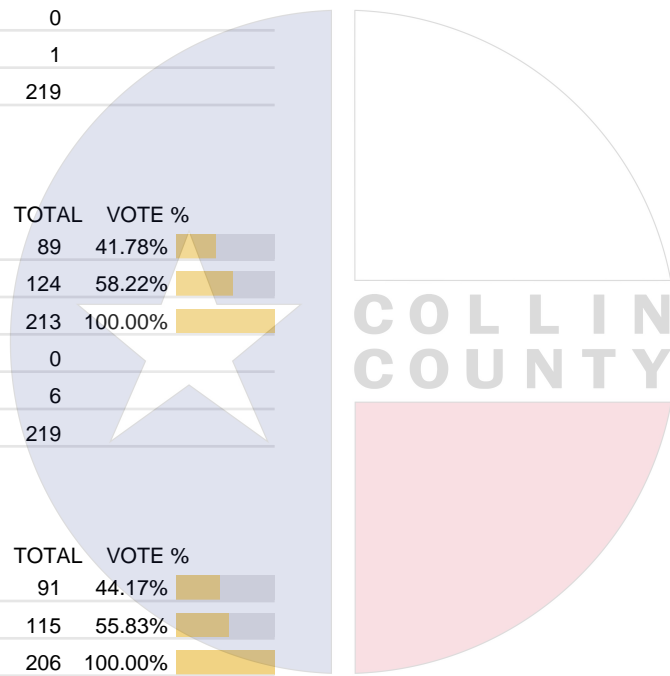
Vote For 1

	TOTAL	VOTE %	
Jim Wright	91	44.17%	
Bo French	115	55.83%	
Total Votes Cast	206	100.00%	
Overvotes	0		
Undervotes	13		
Contest Totals	219		

REP Judge, Court of Criminal Appeals, Place 3

Vote For 1

	TOTAL	VOTE %	
Alison Fox	60	31.91%	
Thomas Smith	128	68.09%	
Total Votes Cast	188	100.00%	
Overvotes	0		
Undervotes	31		
Contest Totals	219		



Collin County Seal
 Watermark Seal for Collin County,
 Collin County Government

PCT 018, 093, 183, 201

DEM Lieutenant Governor

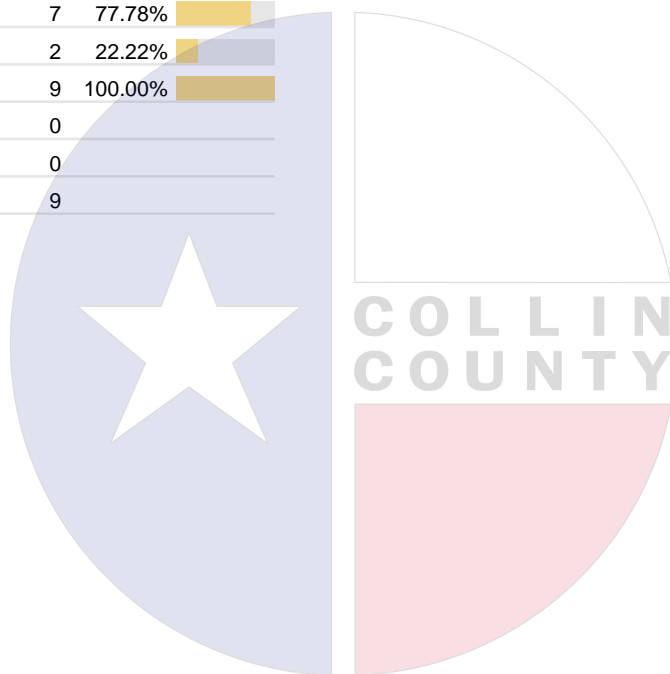
Vote For 1

	TOTAL	VOTE %	
Vikki Goodwin	8	88.89%	
Marcos Isaias Velez	1	11.11%	
Total Votes Cast	9	100.00%	
Overvotes	0		
Undervotes	0		
Contest Totals	9		

DEM Attorney General

Vote For 1

	TOTAL	VOTE %	
Nathan Johnson	7	77.78%	
Joe Jaworski	2	22.22%	
Total Votes Cast	9	100.00%	
Overvotes	0		
Undervotes	0		
Contest Totals	9		



Collin County Seal
 Watermark Seal for Collin County.
 Collin County Government

PCT 019, 031, 065

Statistics	TOTAL
Registered Voters - Total	4,815
Ballots Cast - Total	758
Ballots Cast - Republican Party	629
Ballots Cast - Democratic Party	129
Voter Turnout - Total	15.74%

REP US Senator

Vote For 1

	TOTAL	VOTE %	
Ken Paxton	379	60.25%	
John Cornyn	250	39.75%	
Total Votes Cast	629	100.00%	
Overvotes	0		
Undervotes	0		
Contest Totals	629		

REP Attorney General

Vote For 1

	TOTAL	VOTE %	
Chip Roy	339	55.21%	
Mayer Middleton	275	44.79%	
Total Votes Cast	614	100.00%	
Overvotes	0		
Undervotes	15		
Contest Totals	629		

REP Railroad Commissioner

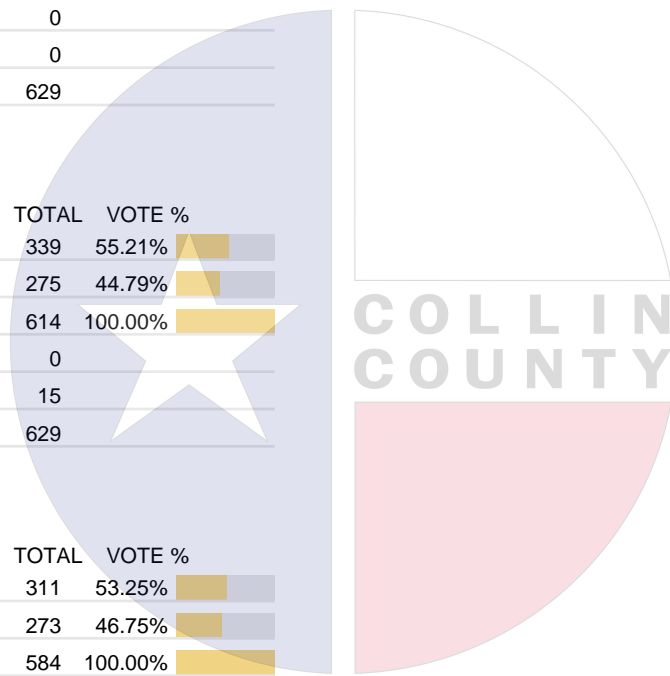
Vote For 1

	TOTAL	VOTE %	
Jim Wright	311	53.25%	
Bo French	273	46.75%	
Total Votes Cast	584	100.00%	
Overvotes	0		
Undervotes	45		
Contest Totals	629		

REP Judge, Court of Criminal Appeals, Place 3

Vote For 1

	TOTAL	VOTE %	
Alison Fox	222	41.50%	
Thomas Smith	313	58.50%	
Total Votes Cast	535	100.00%	
Overvotes	0		
Undervotes	94		
Contest Totals	629		



Collin County Seal
 Watermark Seal for Collin County,
 Collin County Government

PCT 019, 031, 065

DEM Lieutenant Governor

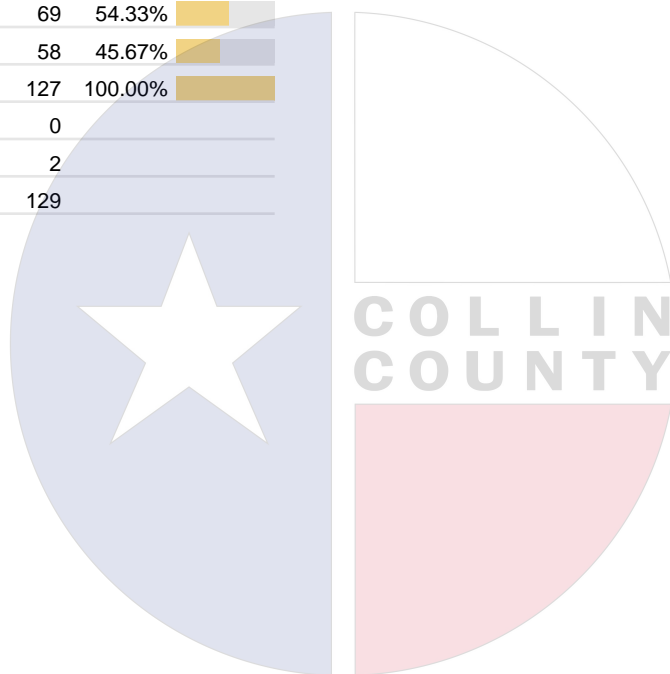
Vote For 1

	TOTAL	VOTE %	
Vikki Goodwin	108	84.38%	
Marcos Isaias Velez	20	15.62%	
Total Votes Cast	128	100.00%	
Overvotes	0		
Undervotes	1		
Contest Totals	129		

DEM Attorney General

Vote For 1

	TOTAL	VOTE %	
Nathan Johnson	69	54.33%	
Joe Jaworski	58	45.67%	
Total Votes Cast	127	100.00%	
Overvotes	0		
Undervotes	2		
Contest Totals	129		



Collin County Seal
 Watermark Seal for Collin County.
 Collin County Government

PCT 020, 160, 161

Statistics	TOTAL
Registered Voters - Total	3,447
Ballots Cast - Total	385
Ballots Cast - Republican Party	340
Ballots Cast - Democratic Party	45
Voter Turnout - Total	11.17%

REP US Senator

Vote For 1

	TOTAL	VOTE %	
Ken Paxton	250	73.53%	
John Cornyn	90	26.47%	
Total Votes Cast	340	100.00%	
Overvotes	0		
Undervotes	0		
Contest Totals	340		

REP Attorney General

Vote For 1

	TOTAL	VOTE %	
Chip Roy	182	53.85%	
Mayer Middleton	156	46.15%	
Total Votes Cast	338	100.00%	
Overvotes	0		
Undervotes	2		
Contest Totals	340		

REP Railroad Commissioner

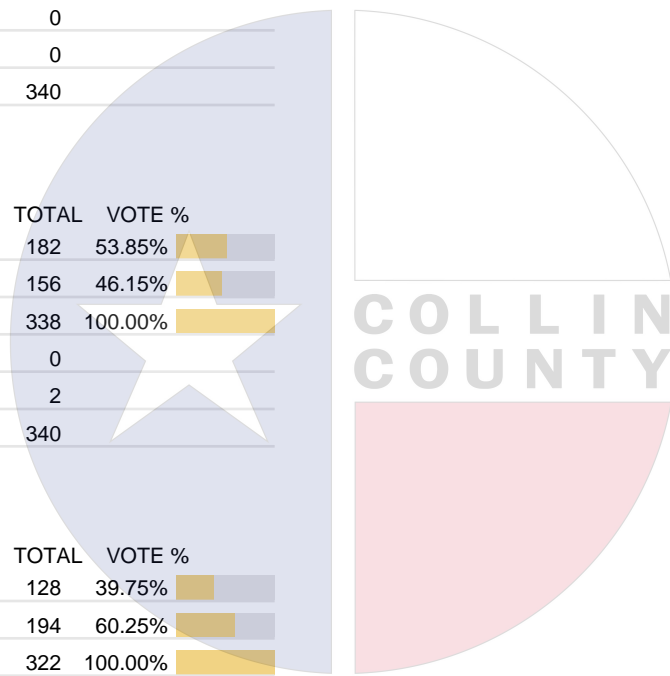
Vote For 1

	TOTAL	VOTE %	
Jim Wright	128	39.75%	
Bo French	194	60.25%	
Total Votes Cast	322	100.00%	
Overvotes	0		
Undervotes	18		
Contest Totals	340		

REP Judge, Court of Criminal Appeals, Place 3

Vote For 1

	TOTAL	VOTE %	
Alison Fox	122	40.13%	
Thomas Smith	182	59.87%	
Total Votes Cast	304	100.00%	
Overvotes	0		
Undervotes	36		
Contest Totals	340		






Collin County Seal
 Watermark Seal for Collin County,
 Collin County Government

PCT 020, 160, 161




DEM Lieutenant Governor

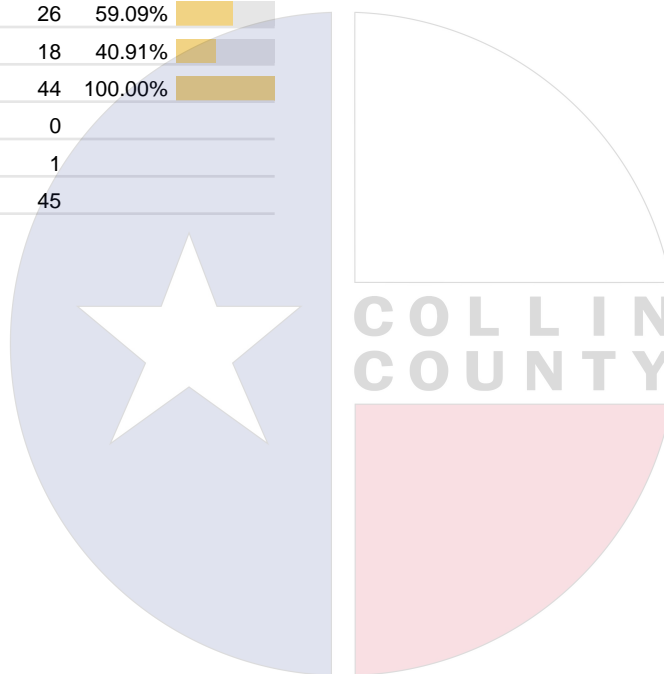
Vote For 1

	TOTAL	VOTE %	
Vikki Goodwin	40	90.91%	
Marcos Isaias Velez	4	9.09%	
Total Votes Cast	44	100.00%	
Overvotes	0		
Undervotes	1		
Contest Totals	45		

DEM Attorney General

Vote For 1

	TOTAL	VOTE %	
Nathan Johnson	26	59.09%	
Joe Jaworski	18	40.91%	
Total Votes Cast	44	100.00%	
Overvotes	0		
Undervotes	1		
Contest Totals	45		



Collin County Seal
 Watermark Seal for Collin County.
 Collin County Government

PCT 021, 051, 152

Statistics	TOTAL
Registered Voters - Total	6,499
Ballots Cast - Total	754
Ballots Cast - Republican Party	592
Ballots Cast - Democratic Party	162
Voter Turnout - Total	11.60%

REP US Senator

Vote For 1

	TOTAL	VOTE %	
Ken Paxton	361	61.19%	
John Cornyn	229	38.81%	
Total Votes Cast	590	100.00%	
Overvotes	0		
Undervotes	2		
Contest Totals	592		

REP Attorney General

Vote For 1

	TOTAL	VOTE %	
Chip Roy	317	54.84%	
Mayer Middleton	261	45.16%	
Total Votes Cast	578	100.00%	
Overvotes	0		
Undervotes	14		
Contest Totals	592		

REP Railroad Commissioner

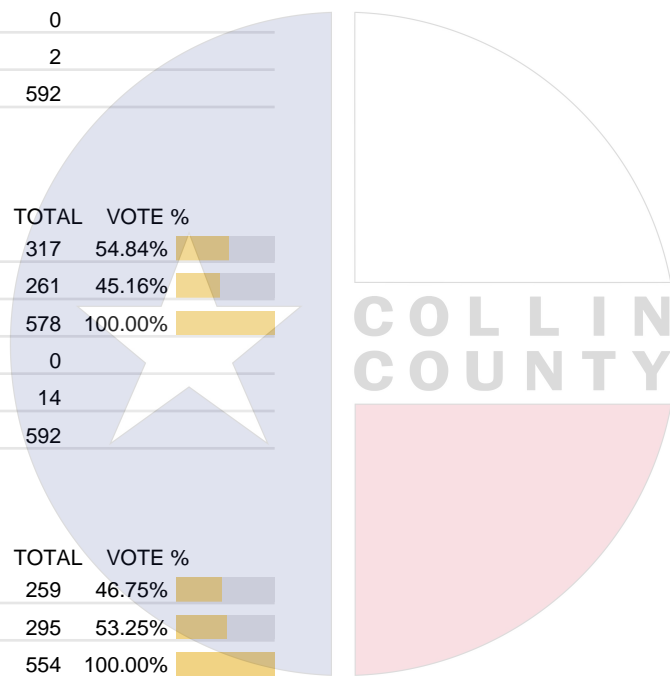
Vote For 1

	TOTAL	VOTE %	
Jim Wright	259	46.75%	
Bo French	295	53.25%	
Total Votes Cast	554	100.00%	
Overvotes	0		
Undervotes	38		
Contest Totals	592		

REP Judge, Court of Criminal Appeals, Place 3

Vote For 1

	TOTAL	VOTE %	
Alison Fox	218	42.83%	
Thomas Smith	291	57.17%	
Total Votes Cast	509	100.00%	
Overvotes	0		
Undervotes	83		
Contest Totals	592		



Collin County Seal
 Watermark Seal for Collin County,
 Collin County Government

PCT 021, 051, 152

DEM Lieutenant Governor

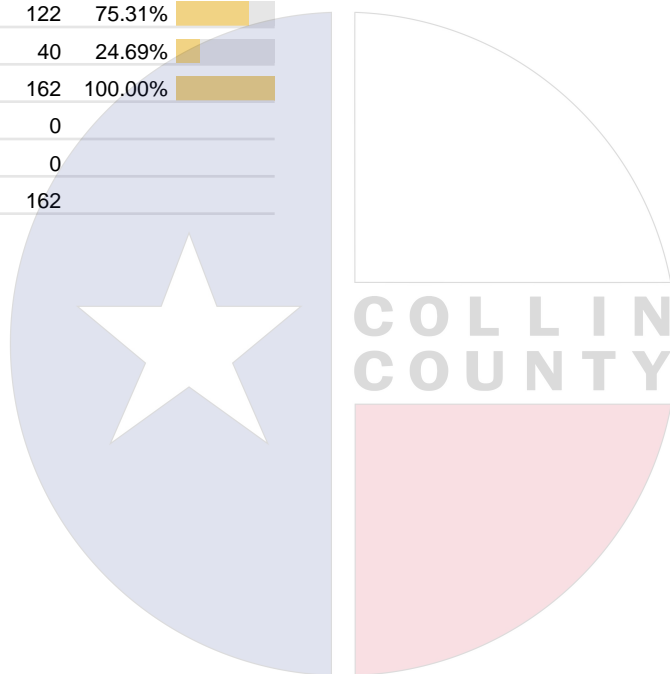
Vote For 1

	TOTAL	VOTE %	
Vikki Goodwin	145	89.51%	
Marcos Isaias Velez	17	10.49%	
Total Votes Cast	162	100.00%	
Overvotes	0		
Undervotes	0		
Contest Totals	162		

DEM Attorney General

Vote For 1

	TOTAL	VOTE %	
Nathan Johnson	122	75.31%	
Joe Jaworski	40	24.69%	
Total Votes Cast	162	100.00%	
Overvotes	0		
Undervotes	0		
Contest Totals	162		



Collin County Seal
 Watermark Seal for Collin County.
 Collin County Government

PCT 022, 154, 260, 270

Statistics	TOTAL
Registered Voters - Total	9,239
Ballots Cast - Total	1,026
Ballots Cast - Republican Party	949
Ballots Cast - Democratic Party	77
Voter Turnout - Total	11.11%

REP US Senator

Vote For 1

	TOTAL	VOTE %	
Ken Paxton	691	72.89%	
John Cornyn	257	27.11%	
Total Votes Cast	948	100.00%	
Overvotes	0		
Undervotes	1		
Contest Totals	949		

REP Attorney General

Vote For 1

	TOTAL	VOTE %	
Chip Roy	405	43.18%	
Mayer Middleton	533	56.82%	
Total Votes Cast	938	100.00%	
Overvotes	0		
Undervotes	11		
Contest Totals	949		

REP Railroad Commissioner

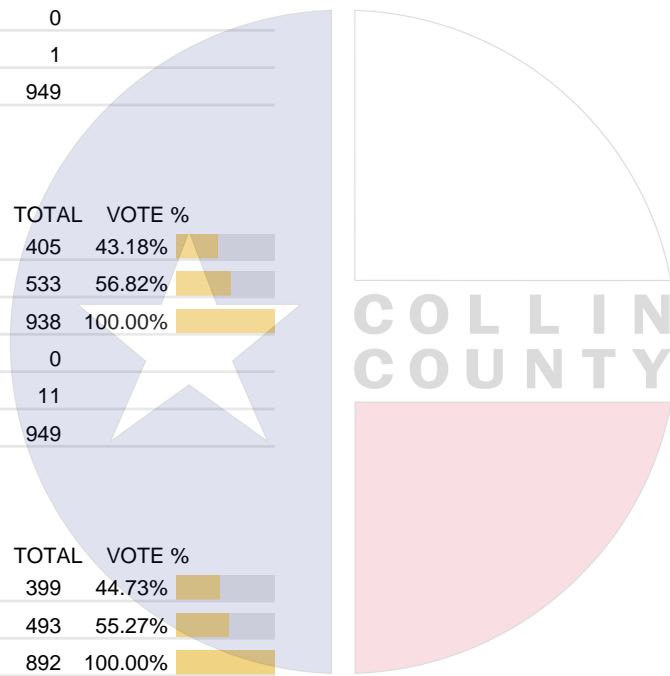
Vote For 1

	TOTAL	VOTE %	
Jim Wright	399	44.73%	
Bo French	493	55.27%	
Total Votes Cast	892	100.00%	
Overvotes	0		
Undervotes	57		
Contest Totals	949		

REP Judge, Court of Criminal Appeals, Place 3

Vote For 1

	TOTAL	VOTE %	
Alison Fox	306	37.05%	
Thomas Smith	520	62.95%	
Total Votes Cast	826	100.00%	
Overvotes	0		
Undervotes	123		
Contest Totals	949		



Collin County Seal
 Watermark Seal for Collin County,
 Collin County Government

PCT 022, 154, 260, 270

REP Justice of the Peace, Precinct No. 4

Vote For 1

	TOTAL	VOTE %	
Randy Farrar	350	43.37%	
Stephen Kallas	457	56.63%	
Total Votes Cast	807	100.00%	
Overvotes	0		
Undervotes	142		
Contest Totals	949		

DEM Lieutenant Governor

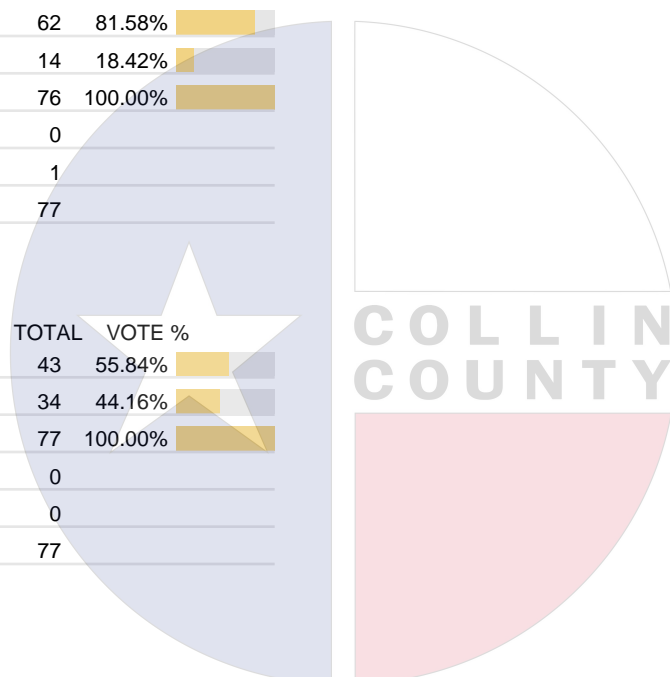
Vote For 1

	TOTAL	VOTE %	
Vikki Goodwin	62	81.58%	
Marcos Isaias Velez	14	18.42%	
Total Votes Cast	76	100.00%	
Overvotes	0		
Undervotes	1		
Contest Totals	77		

DEM Attorney General

Vote For 1

	TOTAL	VOTE %	
Nathan Johnson	43	55.84%	
Joe Jaworski	34	44.16%	
Total Votes Cast	77	100.00%	
Overvotes	0		
Undervotes	0		
Contest Totals	77		



Collin County Seal
 Watermark Seal for Collin County.
 Collin County Government

PCT 023, 046, 068, 268

Statistics	TOTAL
Registered Voters - Total	8,634
Ballots Cast - Total	574
Ballots Cast - Republican Party	393
Ballots Cast - Democratic Party	181
Voter Turnout - Total	6.65%

REP US Senator

Vote For 1

	TOTAL	VOTE %	
Ken Paxton	249	63.85%	
John Cornyn	141	36.15%	
Total Votes Cast	390	100.00%	
Overvotes	0		
Undervotes	3		
Contest Totals	393		

REP Attorney General

Vote For 1

	TOTAL	VOTE %	
Chip Roy	193	50.39%	
Mayer Middleton	190	49.61%	
Total Votes Cast	383	100.00%	
Overvotes	0		
Undervotes	10		
Contest Totals	393		

REP Railroad Commissioner

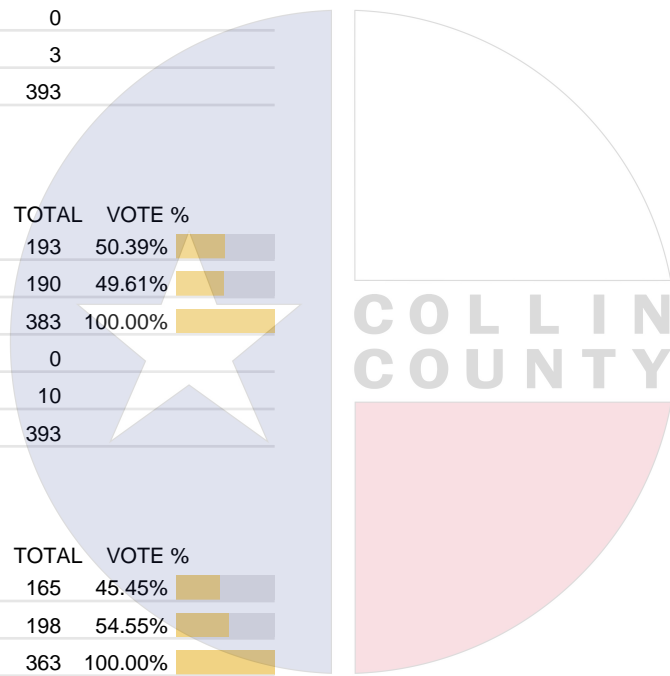
Vote For 1

	TOTAL	VOTE %	
Jim Wright	165	45.45%	
Bo French	198	54.55%	
Total Votes Cast	363	100.00%	
Overvotes	1		
Undervotes	29		
Contest Totals	393		

REP Judge, Court of Criminal Appeals, Place 3

Vote For 1

	TOTAL	VOTE %	
Alison Fox	147	42.61%	
Thomas Smith	198	57.39%	
Total Votes Cast	345	100.00%	
Overvotes	0		
Undervotes	48		
Contest Totals	393		






Collin County Seal
 Watermark Seal for Collin County,
 Collin County Government

PCT 023, 046, 068, 268




DEM Lieutenant Governor

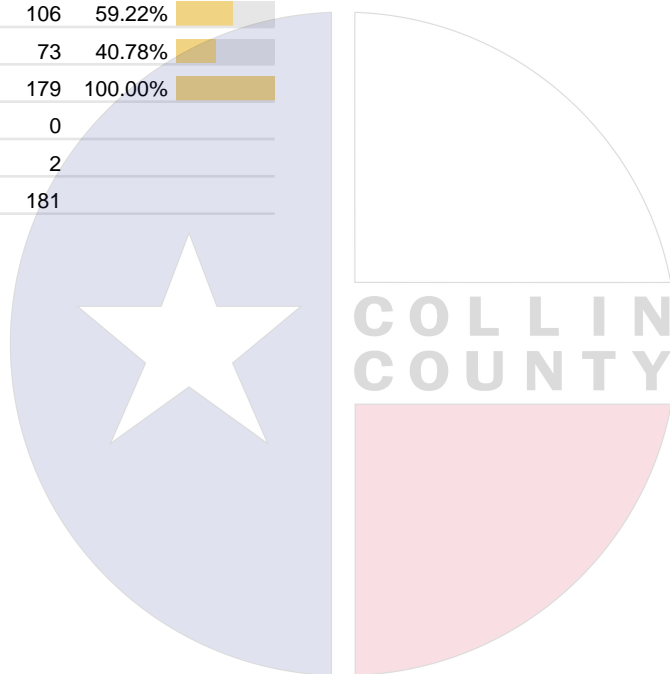
Vote For 1

	TOTAL	VOTE %	
Vikki Goodwin	124	68.89%	
Marcos Isaias Velez	56	31.11%	
Total Votes Cast	180	100.00%	
Overvotes	0		
Undervotes	1		
Contest Totals	181		

DEM Attorney General

Vote For 1

	TOTAL	VOTE %	
Nathan Johnson	106	59.22%	
Joe Jaworski	73	40.78%	
Total Votes Cast	179	100.00%	
Overvotes	0		
Undervotes	2		
Contest Totals	181		



Collin County Seal
 Watermark Seal for Collin County.
 Collin County Government

PCT 024, 084, 104, 132

Statistics	TOTAL
Registered Voters - Total	9,545
Ballots Cast - Total	927
Ballots Cast - Republican Party	701
Ballots Cast - Democratic Party	226
Voter Turnout - Total	9.71%

REP US Senator

Vote For 1

	TOTAL	VOTE %	
Ken Paxton	350	50.22%	
John Cornyn	347	49.78%	
Total Votes Cast	697	100.00%	
Overvotes	3		
Undervotes	1		
Contest Totals	701		

REP Attorney General

Vote For 1

	TOTAL	VOTE %	
Chip Roy	352	52.23%	
Mayer Middleton	322	47.77%	
Total Votes Cast	674	100.00%	
Overvotes	3		
Undervotes	24		
Contest Totals	701		

REP Railroad Commissioner

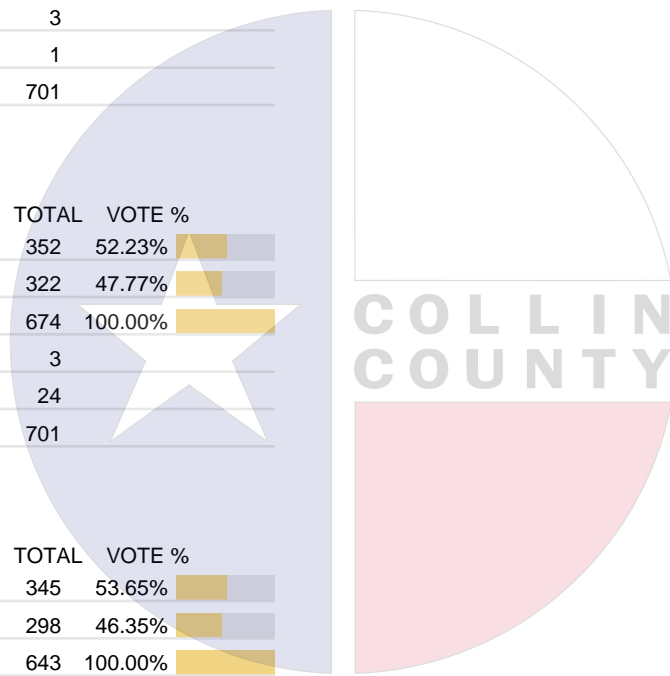
Vote For 1

	TOTAL	VOTE %	
Jim Wright	345	53.65%	
Bo French	298	46.35%	
Total Votes Cast	643	100.00%	
Overvotes	3		
Undervotes	55		
Contest Totals	701		

REP Judge, Court of Criminal Appeals, Place 3

Vote For 1

	TOTAL	VOTE %	
Alison Fox	270	46.08%	
Thomas Smith	316	53.92%	
Total Votes Cast	586	100.00%	
Overvotes	3		
Undervotes	112		
Contest Totals	701		



Collin County Seal
 Watermark Seal for Collin County,
 Collin County Government

PCT 024, 084, 104, 132

DEM Lieutenant Governor

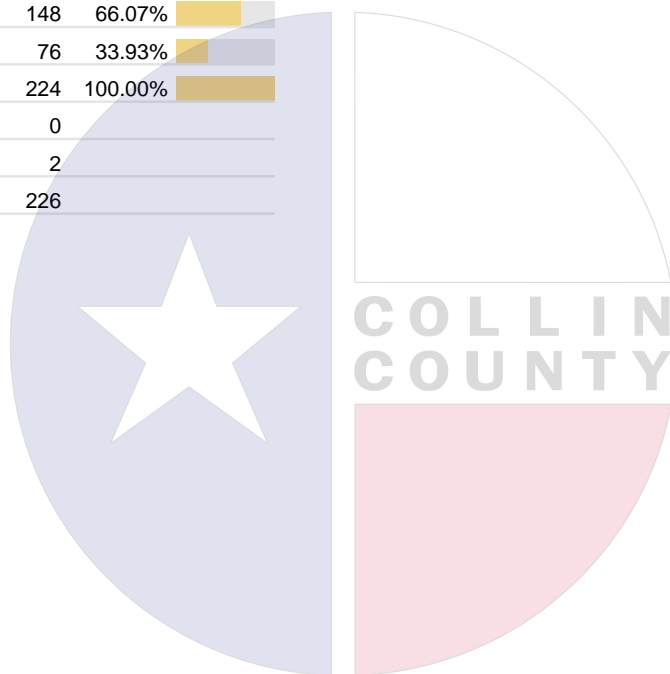
Vote For 1

	TOTAL	VOTE %	
Vikki Goodwin	183	81.70%	
Marcos Isaias Velez	41	18.30%	
Total Votes Cast	224	100.00%	
Overvotes	0		
Undervotes	2		
Contest Totals	226		

DEM Attorney General

Vote For 1

	TOTAL	VOTE %	
Nathan Johnson	148	66.07%	
Joe Jaworski	76	33.93%	
Total Votes Cast	224	100.00%	
Overvotes	0		
Undervotes	2		
Contest Totals	226		



Collin County Seal
 Watermark Seal for Collin County.
 Collin County Government

PCT 025, 144, 166, 210, 241

Statistics	TOTAL
Registered Voters - Total	14,705
Ballots Cast - Total	1,647
Ballots Cast - Republican Party	1,402
Ballots Cast - Democratic Party	245
Voter Turnout - Total	11.20%

REP US Senator

Vote For 1

	TOTAL	VOTE %	
Ken Paxton	954	68.44%	
John Cornyn	440	31.56%	
Total Votes Cast	1,394	100.00%	
Overvotes	0		
Undervotes	8		
Contest Totals	1,402		

REP Attorney General

Vote For 1

	TOTAL	VOTE %	
Chip Roy	695	50.66%	
Mayer Middleton	677	49.34%	
Total Votes Cast	1,372	100.00%	
Overvotes	0		
Undervotes	30		
Contest Totals	1,402		

REP Railroad Commissioner

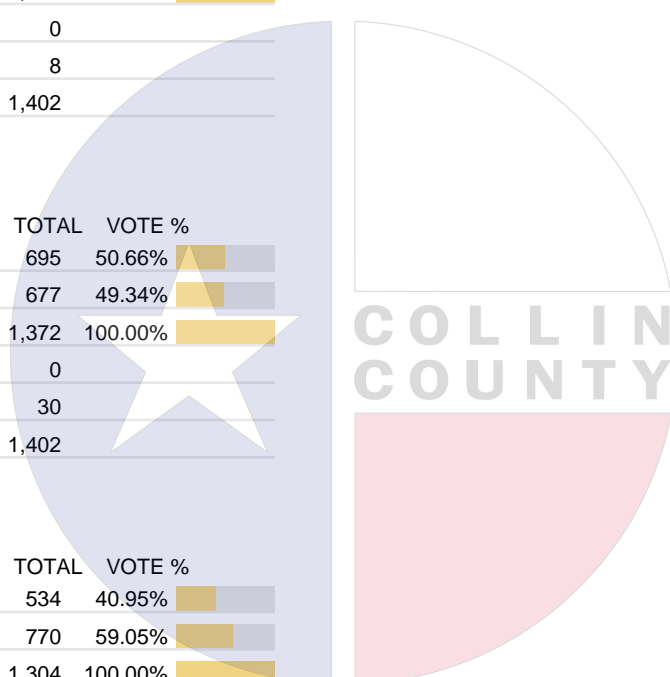
Vote For 1

	TOTAL	VOTE %	
Jim Wright	534	40.95%	
Bo French	770	59.05%	
Total Votes Cast	1,304	100.00%	
Overvotes	1		
Undervotes	97		
Contest Totals	1,402		

REP Judge, Court of Criminal Appeals, Place 3

Vote For 1

	TOTAL	VOTE %	
Alison Fox	444	35.78%	
Thomas Smith	797	64.22%	
Total Votes Cast	1,241	100.00%	
Overvotes	1		
Undervotes	160		
Contest Totals	1,402		



Collin County Seal
 Watermark Seal for Collin County,
 Collin County Government

PCT 025, 144, 166, 210, 241

DEM Lieutenant Governor

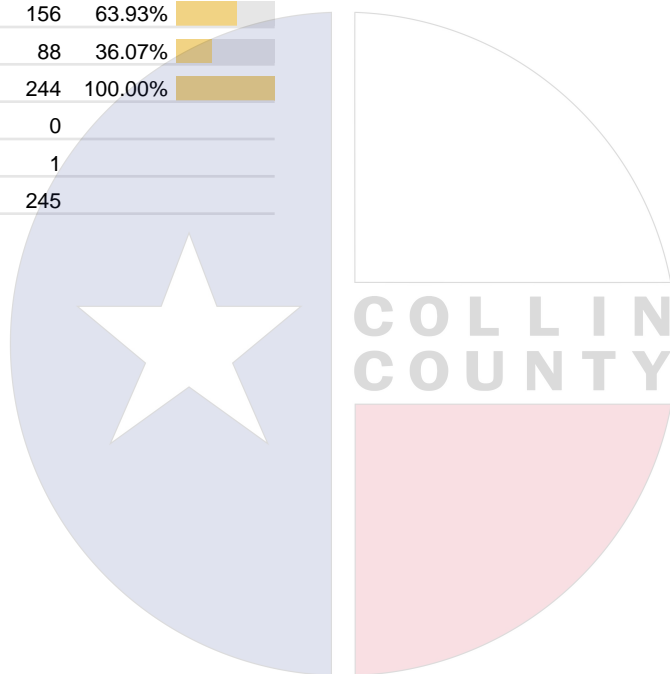
Vote For 1

	TOTAL	VOTE %	
Vikki Goodwin	190	77.87%	
Marcos Isaias Velez	54	22.13%	
Total Votes Cast	244	100.00%	
Overvotes	0		
Undervotes	1		
Contest Totals	245		

DEM Attorney General

Vote For 1

	TOTAL	VOTE %	
Nathan Johnson	156	63.93%	
Joe Jaworski	88	36.07%	
Total Votes Cast	244	100.00%	
Overvotes	0		
Undervotes	1		
Contest Totals	245		



Collin County Seal
 Watermark Seal for Collin County.
 Collin County Government

PCT 026, 072, 138

Statistics	TOTAL
Registered Voters - Total	5,474
Ballots Cast - Total	699
Ballots Cast - Republican Party	560
Ballots Cast - Democratic Party	139
Voter Turnout - Total	12.77%

REP US Senator

Vote For 1

	TOTAL	VOTE %	
Ken Paxton	283	50.90%	
John Cornyn	273	49.10%	
Total Votes Cast	556	100.00%	
Overvotes	0		
Undervotes	4		
Contest Totals	560		

REP Attorney General

Vote For 1

	TOTAL	VOTE %	
Chip Roy	278	51.67%	
Mayer Middleton	260	48.33%	
Total Votes Cast	538	100.00%	
Overvotes	0		
Undervotes	22		
Contest Totals	560		

REP Railroad Commissioner

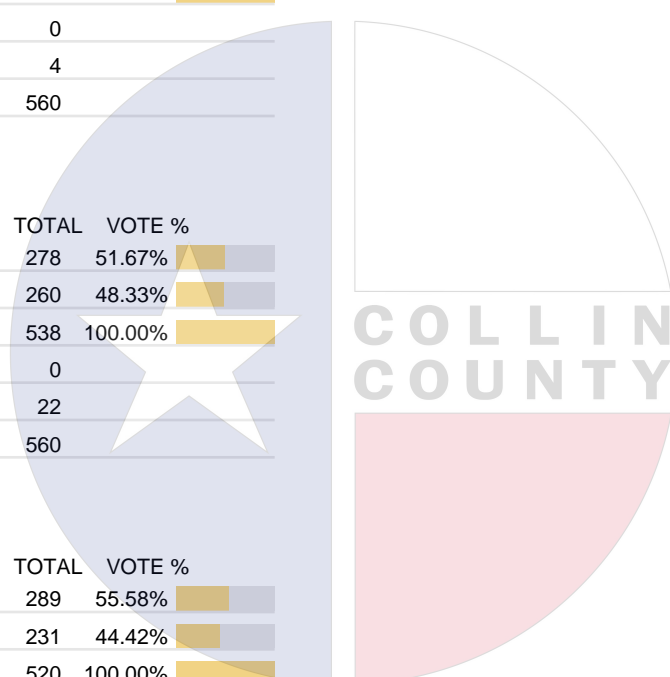
Vote For 1

	TOTAL	VOTE %	
Jim Wright	289	55.58%	
Bo French	231	44.42%	
Total Votes Cast	520	100.00%	
Overvotes	0		
Undervotes	40		
Contest Totals	560		

REP Judge, Court of Criminal Appeals, Place 3

Vote For 1

	TOTAL	VOTE %	
Alison Fox	202	42.17%	
Thomas Smith	277	57.83%	
Total Votes Cast	479	100.00%	
Overvotes	0		
Undervotes	81		
Contest Totals	560		



Collin County Seal
 Watermark Seal for Collin County,
 Collin County Government

PCT 026, 072, 138

DEM Lieutenant Governor

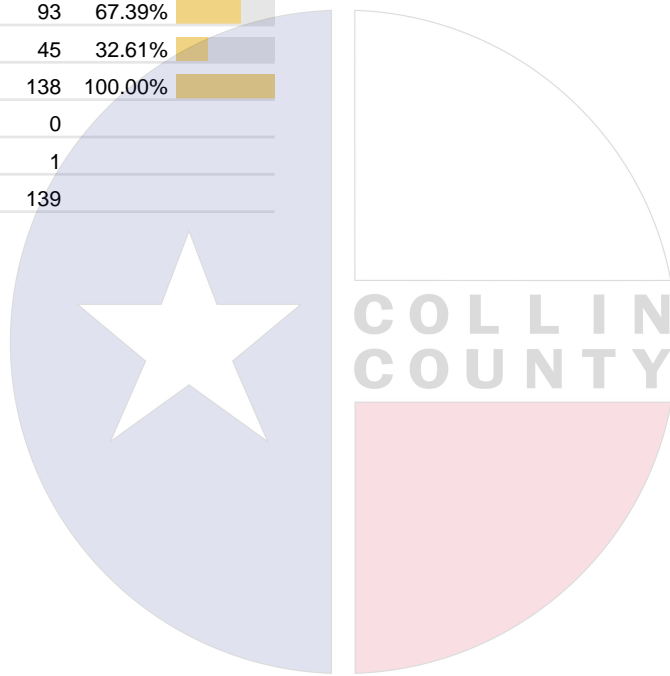
Vote For 1

	TOTAL	VOTE %	
Vikki Goodwin	113	81.30%	
Marcos Isaias Velez	26	18.70%	
Total Votes Cast	139	100.00%	
Overvotes	0		
Undervotes	0		
Contest Totals	139		

DEM Attorney General

Vote For 1

	TOTAL	VOTE %	
Nathan Johnson	93	67.39%	
Joe Jaworski	45	32.61%	
Total Votes Cast	138	100.00%	
Overvotes	0		
Undervotes	1		
Contest Totals	139		



Collin County Seal
 Watermark Seal for Collin County.
 Collin County Government

PCT 027, 174, 196

Statistics	TOTAL
Registered Voters - Total	9,395
Ballots Cast - Total	744
Ballots Cast - Republican Party	619
Ballots Cast - Democratic Party	125
Voter Turnout - Total	7.92%

REP US Senator

Vote For 1

	TOTAL	VOTE %	
Ken Paxton	429	69.31%	
John Cornyn	190	30.69%	
Total Votes Cast	619	100.00%	
Overvotes	0		
Undervotes	0		
Contest Totals	619		

REP Attorney General

Vote For 1

	TOTAL	VOTE %	
Chip Roy	269	44.03%	
Mayer Middleton	342	55.97%	
Total Votes Cast	611	100.00%	
Overvotes	0		
Undervotes	8		
Contest Totals	619		

REP Railroad Commissioner

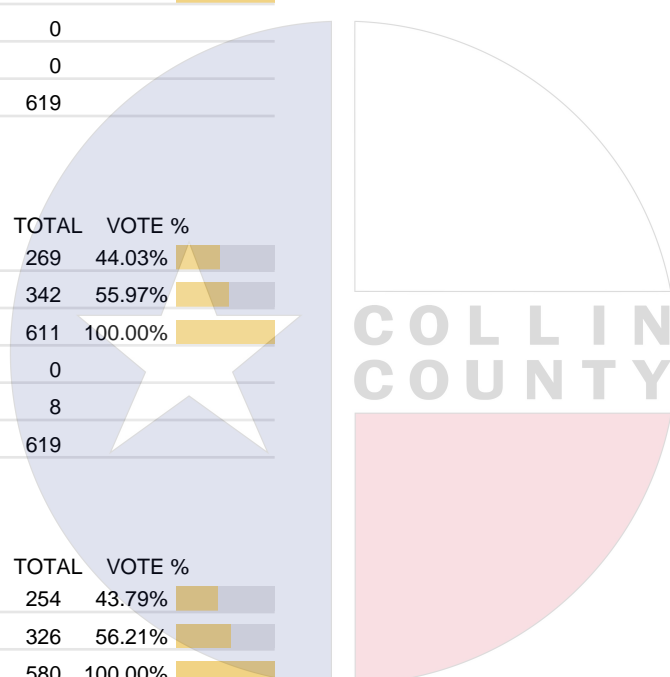
Vote For 1

	TOTAL	VOTE %	
Jim Wright	254	43.79%	
Bo French	326	56.21%	
Total Votes Cast	580	100.00%	
Overvotes	0		
Undervotes	39		
Contest Totals	619		

REP Judge, Court of Criminal Appeals, Place 3

Vote For 1

	TOTAL	VOTE %	
Alison Fox	204	37.71%	
Thomas Smith	337	62.29%	
Total Votes Cast	541	100.00%	
Overvotes	0		
Undervotes	78		
Contest Totals	619		






Collin County Seal
 Watermark Seal for Collin County,
 Collin County Government

PCT 027, 174, 196




DEM Lieutenant Governor

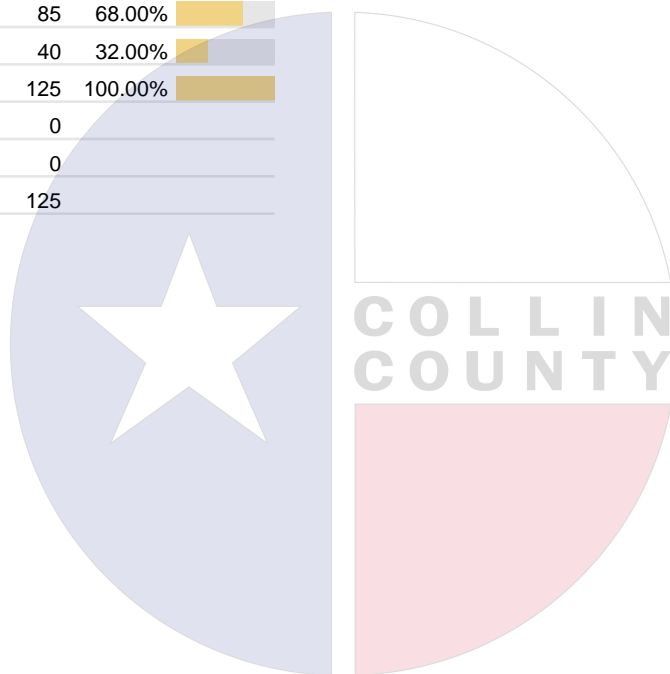
Vote For 1

	TOTAL	VOTE %	
Vikki Goodwin	86	69.35%	
Marcos Isaias Velez	38	30.65%	
Total Votes Cast	124	100.00%	
Overvotes	0		
Undervotes	1		
Contest Totals	125		

DEM Attorney General

Vote For 1

	TOTAL	VOTE %	
Nathan Johnson	85	68.00%	
Joe Jaworski	40	32.00%	
Total Votes Cast	125	100.00%	
Overvotes	0		
Undervotes	0		
Contest Totals	125		



Collin County Seal
 Watermark Seal for Collin County.
 Collin County Government

PCT 028, 075, 105

Statistics	TOTAL
Registered Voters - Total	6,102
Ballots Cast - Total	860
Ballots Cast - Republican Party	710
Ballots Cast - Democratic Party	150
Voter Turnout - Total	14.09%

REP US Senator

Vote For 1

	TOTAL	VOTE %	
Ken Paxton	368	51.90%	
John Cornyn	341	48.10%	
Total Votes Cast	709	100.00%	
Overvotes	0		
Undervotes	1		
Contest Totals	710		

REP Attorney General

Vote For 1

	TOTAL	VOTE %	
Chip Roy	358	52.03%	
Mayer Middleton	330	47.97%	
Total Votes Cast	688	100.00%	
Overvotes	0		
Undervotes	22		
Contest Totals	710		

REP Railroad Commissioner

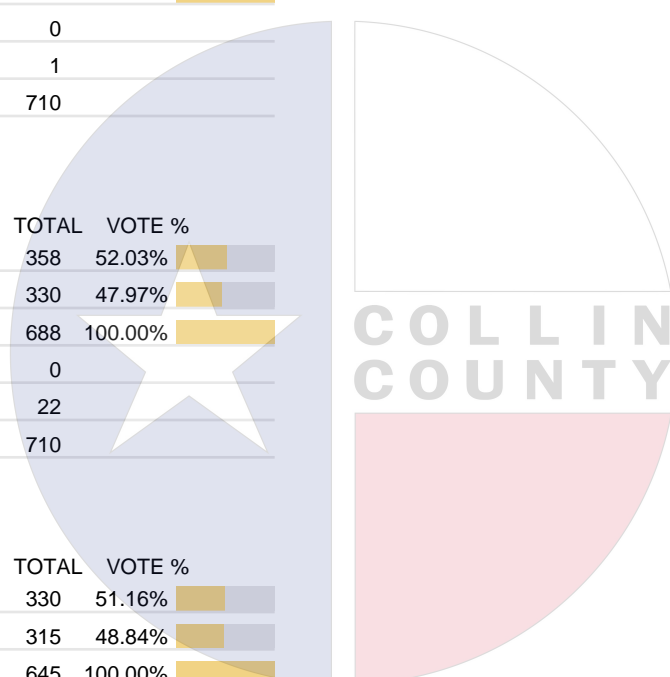
Vote For 1

	TOTAL	VOTE %	
Jim Wright	330	51.16%	
Bo French	315	48.84%	
Total Votes Cast	645	100.00%	
Overvotes	0		
Undervotes	65		
Contest Totals	710		

REP Judge, Court of Criminal Appeals, Place 3

Vote For 1

	TOTAL	VOTE %	
Alison Fox	240	40.75%	
Thomas Smith	349	59.25%	
Total Votes Cast	589	100.00%	
Overvotes	0		
Undervotes	121		
Contest Totals	710		



Collin County Seal
 Watermark Seal for Collin County,
 Collin County Government

PCT 028, 075, 105

REP Justice of the Peace, Precinct No. 4

Vote For 1

	TOTAL	VOTE %	
Randy Farrar	218	38.93%	
Stephen Kallas	342	61.07%	
Total Votes Cast	560	100.00%	
Overvotes	0		
Undervotes	150		
Contest Totals	710		

DEM Lieutenant Governor

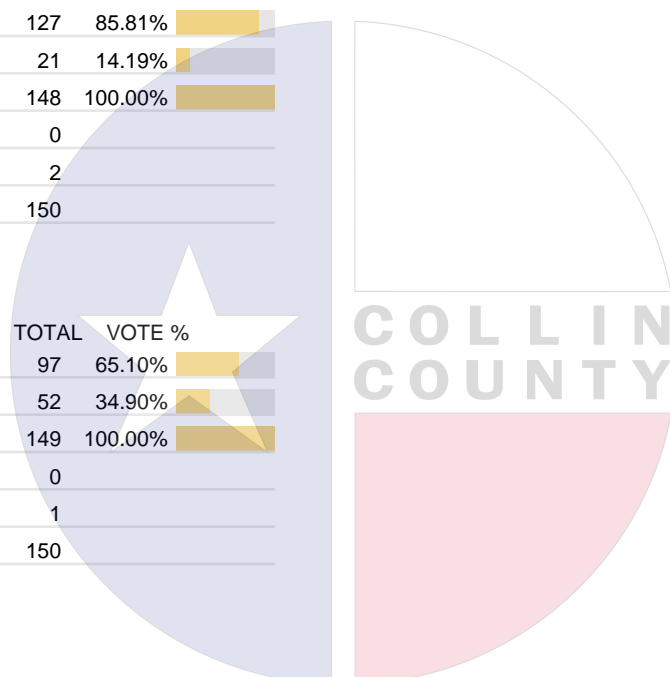
Vote For 1

	TOTAL	VOTE %	
Vikki Goodwin	127	85.81%	
Marcos Isaias Velez	21	14.19%	
Total Votes Cast	148	100.00%	
Overvotes	0		
Undervotes	2		
Contest Totals	150		

DEM Attorney General

Vote For 1

	TOTAL	VOTE %	
Nathan Johnson	97	65.10%	
Joe Jaworski	52	34.90%	
Total Votes Cast	149	100.00%	
Overvotes	0		
Undervotes	1		
Contest Totals	150		



Collin County Seal
 Watermark Seal for Collin County.
 Collin County Government

PCT 029, 252, 263

Statistics	TOTAL
Registered Voters - Total	9,278
Ballots Cast - Total	696
Ballots Cast - Republican Party	648
Ballots Cast - Democratic Party	48
Voter Turnout - Total	7.50%

REP US Senator

Vote For 1

	TOTAL	VOTE %	
Ken Paxton	462	71.30%	
John Cornyn	186	28.70%	
Total Votes Cast	648	100.00%	
Overvotes	0		
Undervotes	0		
Contest Totals	648		

REP Attorney General

Vote For 1

	TOTAL	VOTE %	
Chip Roy	277	43.83%	
Mayer Middleton	355	56.17%	
Total Votes Cast	632	100.00%	
Overvotes	0		
Undervotes	16		
Contest Totals	648		

REP Railroad Commissioner

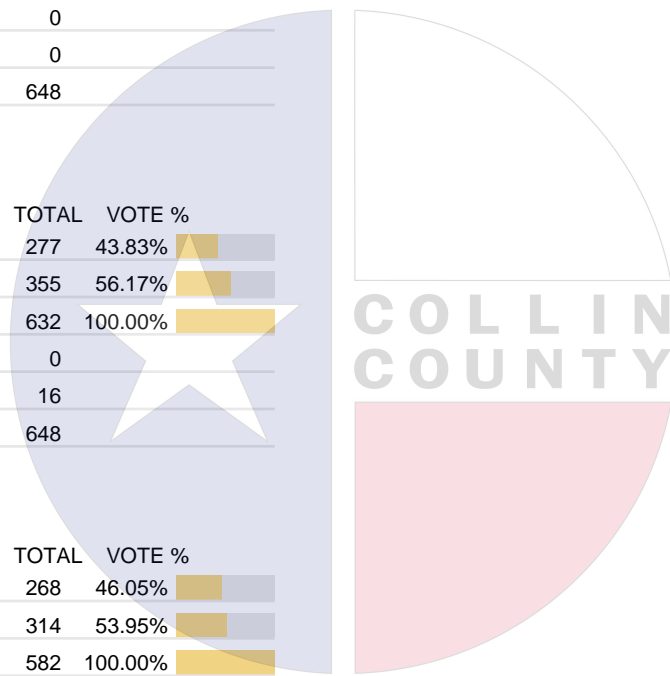
Vote For 1

	TOTAL	VOTE %	
Jim Wright	268	46.05%	
Bo French	314	53.95%	
Total Votes Cast	582	100.00%	
Overvotes	0		
Undervotes	66		
Contest Totals	648		

REP Judge, Court of Criminal Appeals, Place 3

Vote For 1

	TOTAL	VOTE %	
Alison Fox	215	39.67%	
Thomas Smith	327	60.33%	
Total Votes Cast	542	100.00%	
Overvotes	0		
Undervotes	106		
Contest Totals	648		



Collin County Seal
 Watermark Seal for Collin County,
 Collin County Government

PCT 029, 252, 263

REP Justice of the Peace, Precinct No. 4

Vote For 1

	TOTAL	VOTE %	
Randy Farrar	278	52.35%	
Stephen Kallas	253	47.65%	
Total Votes Cast	531	100.00%	
Overvotes	0		
Undervotes	117		
Contest Totals	648		

DEM Lieutenant Governor

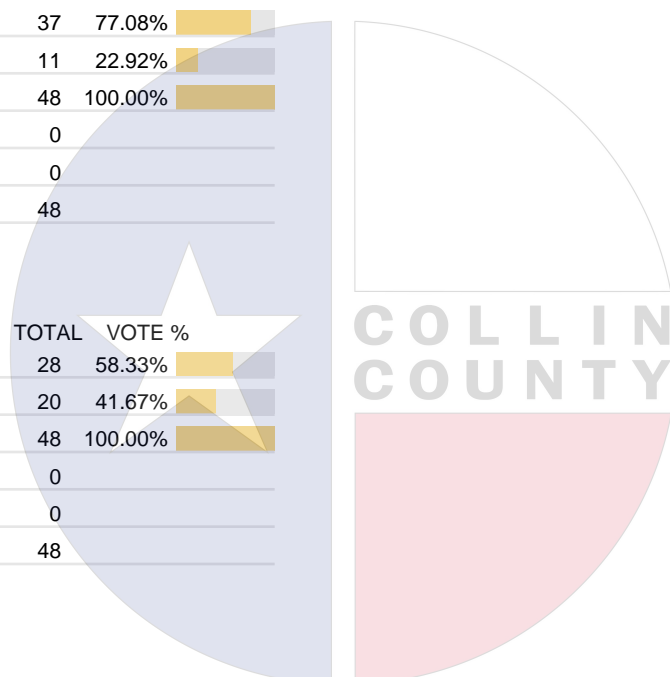
Vote For 1

	TOTAL	VOTE %	
Vikki Goodwin	37	77.08%	
Marcos Isaias Velez	11	22.92%	
Total Votes Cast	48	100.00%	
Overvotes	0		
Undervotes	0		
Contest Totals	48		

DEM Attorney General

Vote For 1

	TOTAL	VOTE %	
Nathan Johnson	28	58.33%	
Joe Jaworski	20	41.67%	
Total Votes Cast	48	100.00%	
Overvotes	0		
Undervotes	0		
Contest Totals	48		



Collin County Seal
 Watermark Seal for Collin County.
 Collin County Government

PCT 030, 092, 264

Statistics	TOTAL
Registered Voters - Total	9,597
Ballots Cast - Total	1,030
Ballots Cast - Republican Party	825
Ballots Cast - Democratic Party	205
Voter Turnout - Total	10.73%

REP US Senator

Vote For 1

	TOTAL	VOTE %	
Ken Paxton	502	61.07%	
John Cornyn	320	38.93%	
Total Votes Cast	822	100.00%	
Overvotes	0		
Undervotes	3		
Contest Totals	825		

REP Attorney General

Vote For 1

	TOTAL	VOTE %	
Chip Roy	404	49.88%	
Mayer Middleton	406	50.12%	
Total Votes Cast	810	100.00%	
Overvotes	0		
Undervotes	15		
Contest Totals	825		

REP Railroad Commissioner

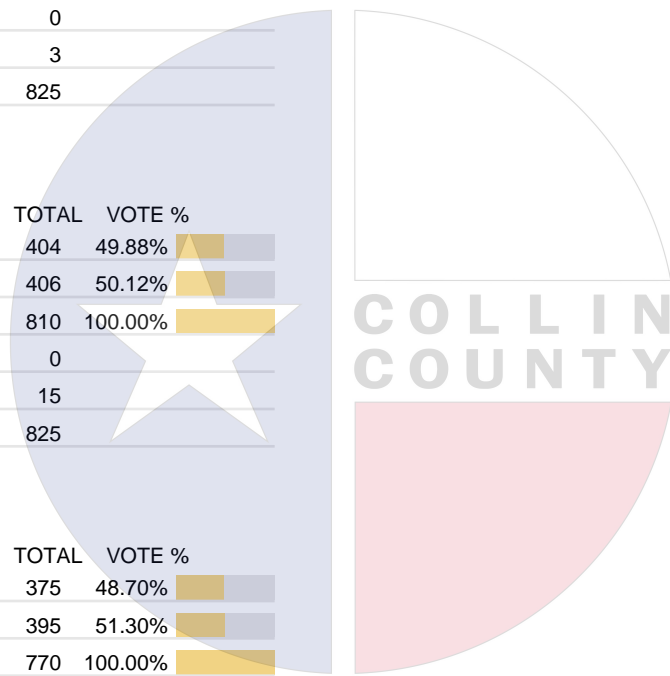
Vote For 1

	TOTAL	VOTE %	
Jim Wright	375	48.70%	
Bo French	395	51.30%	
Total Votes Cast	770	100.00%	
Overvotes	0		
Undervotes	55		
Contest Totals	825		

REP Judge, Court of Criminal Appeals, Place 3

Vote For 1

	TOTAL	VOTE %	
Alison Fox	276	39.04%	
Thomas Smith	431	60.96%	
Total Votes Cast	707	100.00%	
Overvotes	0		
Undervotes	118		
Contest Totals	825		



Collin County Seal
 Watermark Seal for Collin County,
 Collin County Government

PCT 030, 092, 264

REP Justice of the Peace, Precinct No. 4

Vote For 1

	TOTAL	VOTE %	
Randy Farrar	394	55.73%	
Stephen Kallas	313	44.27%	
Total Votes Cast	707	100.00%	
Overvotes	0		
Undervotes	118		
Contest Totals	825		

DEM Lieutenant Governor

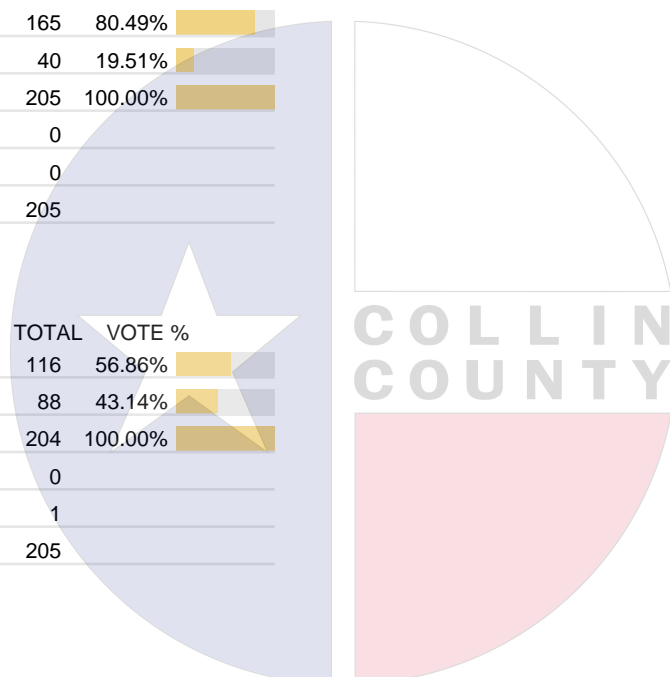
Vote For 1

	TOTAL	VOTE %	
Vikki Goodwin	165	80.49%	
Marcos Isaias Velez	40	19.51%	
Total Votes Cast	205	100.00%	
Overvotes	0		
Undervotes	0		
Contest Totals	205		

DEM Attorney General

Vote For 1

	TOTAL	VOTE %	
Nathan Johnson	116	56.86%	
Joe Jaworski	88	43.14%	
Total Votes Cast	204	100.00%	
Overvotes	0		
Undervotes	1		
Contest Totals	205		



Collin County Seal
 Watermark Seal for Collin County.
 Collin County Government

PCT 032, 053, 063

Statistics	TOTAL
Registered Voters - Total	6,675
Ballots Cast - Total	1,103
Ballots Cast - Republican Party	906
Ballots Cast - Democratic Party	197
Voter Turnout - Total	16.52%

REP US Senator

Vote For 1

	TOTAL	VOTE %	
Ken Paxton	495	54.88%	
John Cornyn	407	45.12%	
Total Votes Cast	902	100.00%	
Overvotes	0		
Undervotes	4		
Contest Totals	906		

REP Attorney General

Vote For 1

	TOTAL	VOTE %	
Chip Roy	473	53.15%	
Mayer Middleton	417	46.85%	
Total Votes Cast	890	100.00%	
Overvotes	0		
Undervotes	16		
Contest Totals	906		

REP Railroad Commissioner

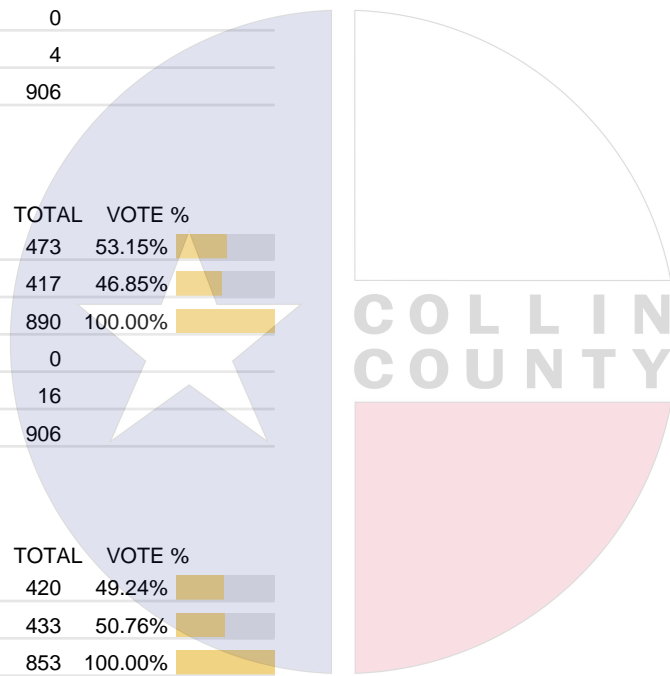
Vote For 1

	TOTAL	VOTE %	
Jim Wright	420	49.24%	
Bo French	433	50.76%	
Total Votes Cast	853	100.00%	
Overvotes	0		
Undervotes	53		
Contest Totals	906		

REP Judge, Court of Criminal Appeals, Place 3

Vote For 1

	TOTAL	VOTE %	
Alison Fox	333	41.52%	
Thomas Smith	469	58.48%	
Total Votes Cast	802	100.00%	
Overvotes	0		
Undervotes	104		
Contest Totals	906		



Collin County Seal
 Watermark Seal for Collin County,
 Collin County Government

PCT 032, 053, 063

DEM Lieutenant Governor

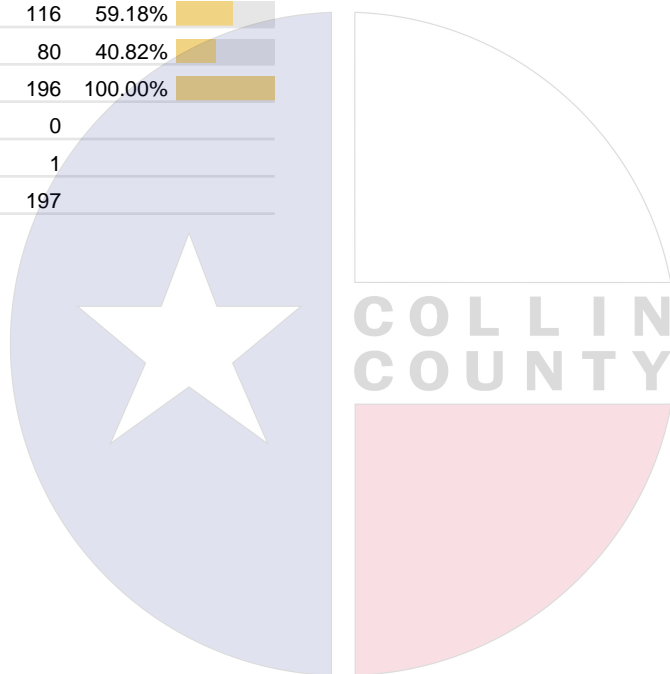
Vote For 1

	TOTAL	VOTE %	
Vikki Goodwin	173	87.82%	
Marcos Isaias Velez	24	12.18%	
Total Votes Cast	197	100.00%	
Overvotes	0		
Undervotes	0		
Contest Totals	197		

DEM Attorney General

Vote For 1

	TOTAL	VOTE %	
Nathan Johnson	116	59.18%	
Joe Jaworski	80	40.82%	
Total Votes Cast	196	100.00%	
Overvotes	0		
Undervotes	1		
Contest Totals	197		



Collin County Seal
 Watermark Seal for Collin County.
 Collin County Government

PCT 033, 042, 217, 233

Statistics	TOTAL
Registered Voters - Total	11,891
Ballots Cast - Total	1,018
Ballots Cast - Republican Party	908
Ballots Cast - Democratic Party	110
Voter Turnout - Total	8.56%

REP US Senator

Vote For 1

	TOTAL	VOTE %	
Ken Paxton	636	70.20%	
John Cornyn	270	29.80%	
Total Votes Cast	906	100.00%	
Overvotes	0		
Undervotes	2		
Contest Totals	908		

REP Attorney General

Vote For 1

	TOTAL	VOTE %	
Chip Roy	423	47.26%	
Mayer Middleton	472	52.74%	
Total Votes Cast	895	100.00%	
Overvotes	0		
Undervotes	13		
Contest Totals	908		

REP Railroad Commissioner

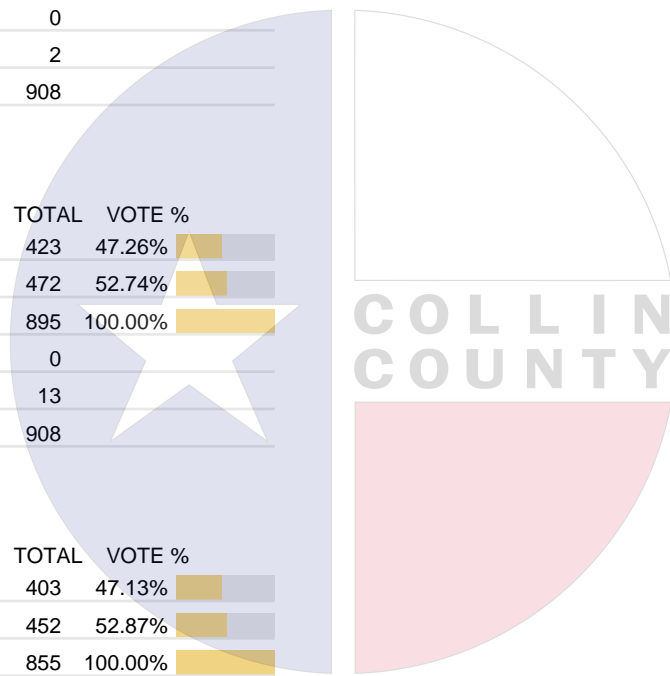
Vote For 1

	TOTAL	VOTE %	
Jim Wright	403	47.13%	
Bo French	452	52.87%	
Total Votes Cast	855	100.00%	
Overvotes	0		
Undervotes	53		
Contest Totals	908		

REP Judge, Court of Criminal Appeals, Place 3

Vote For 1

	TOTAL	VOTE %	
Alison Fox	331	41.74%	
Thomas Smith	462	58.26%	
Total Votes Cast	793	100.00%	
Overvotes	0		
Undervotes	115		
Contest Totals	908		



Collin County Seal
 Watermark Seal for Collin County,
 Collin County Government

PCT 033, 042, 217, 233

DEM Lieutenant Governor

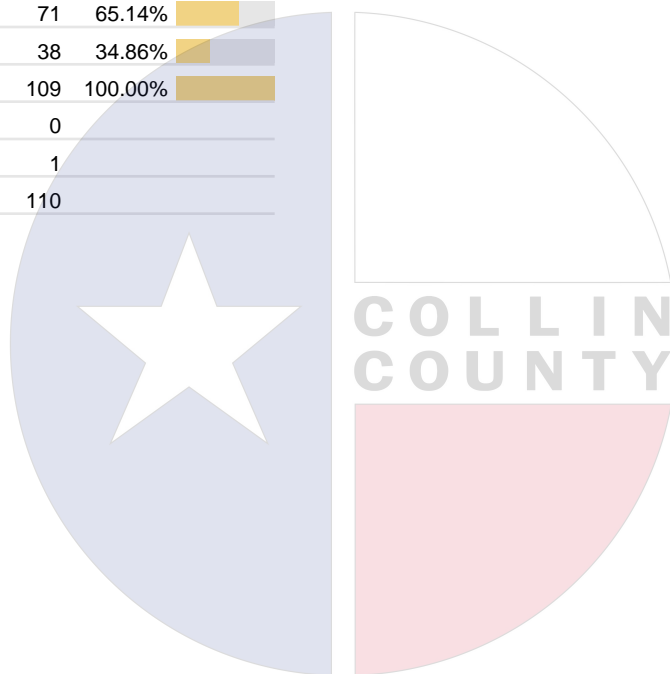
Vote For 1

	TOTAL	VOTE %	
Vikki Goodwin	84	77.06%	
Marcos Isaias Velez	25	22.94%	
Total Votes Cast	109	100.00%	
Overvotes	0		
Undervotes	1		
Contest Totals	110		

DEM Attorney General

Vote For 1

	TOTAL	VOTE %	
Nathan Johnson	71	65.14%	
Joe Jaworski	38	34.86%	
Total Votes Cast	109	100.00%	
Overvotes	0		
Undervotes	1		
Contest Totals	110		



Collin County Seal
 Watermark Seal for Collin County.
 Collin County Government

PCT 034, 121, 202, 269

Statistics	TOTAL
Registered Voters - Total	7,137
Ballots Cast - Total	708
Ballots Cast - Republican Party	569
Ballots Cast - Democratic Party	139
Voter Turnout - Total	9.92%

REP US Senator

Vote For 1

	TOTAL	VOTE %	
Ken Paxton	335	58.98%	
John Cornyn	233	41.02%	
Total Votes Cast	568	100.00%	
Overvotes	1		
Undervotes	0		
Contest Totals	569		

REP Attorney General

Vote For 1

	TOTAL	VOTE %	
Chip Roy	273	49.55%	
Mayer Middleton	278	50.45%	
Total Votes Cast	551	100.00%	
Overvotes	0		
Undervotes	18		
Contest Totals	569		

REP Railroad Commissioner

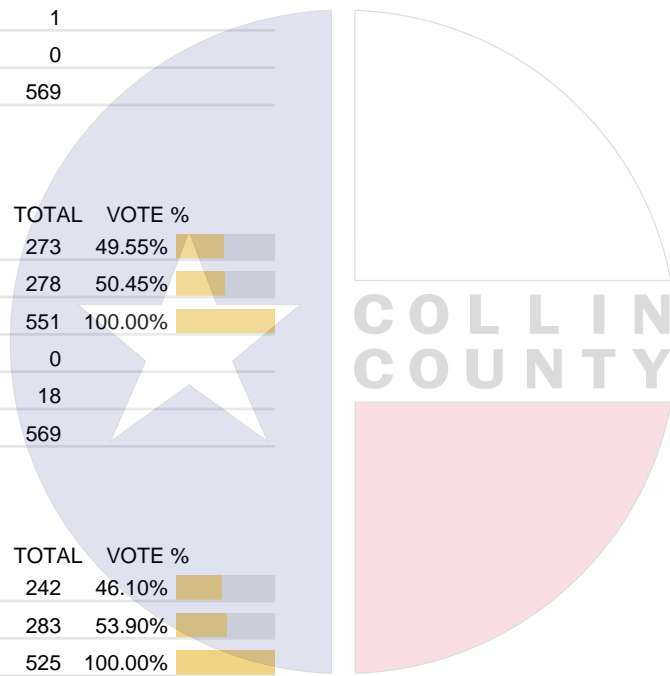
Vote For 1

	TOTAL	VOTE %	
Jim Wright	242	46.10%	
Bo French	283	53.90%	
Total Votes Cast	525	100.00%	
Overvotes	0		
Undervotes	44		
Contest Totals	569		

REP Judge, Court of Criminal Appeals, Place 3

Vote For 1

	TOTAL	VOTE %	
Alison Fox	181	36.06%	
Thomas Smith	321	63.94%	
Total Votes Cast	502	100.00%	
Overvotes	0		
Undervotes	67		
Contest Totals	569		



Collin County Seal
 Watermark Seal for Collin County,
 Collin County Government

PCT 034, 121, 202, 269

REP Justice of the Peace, Precinct No. 4

Vote For 1

	TOTAL	VOTE %	
Randy Farrar	231	47.14%	
Stephen Kallas	259	52.86%	
Total Votes Cast	490	100.00%	
Overvotes	0		
Undervotes	79		
Contest Totals	569		

DEM Lieutenant Governor

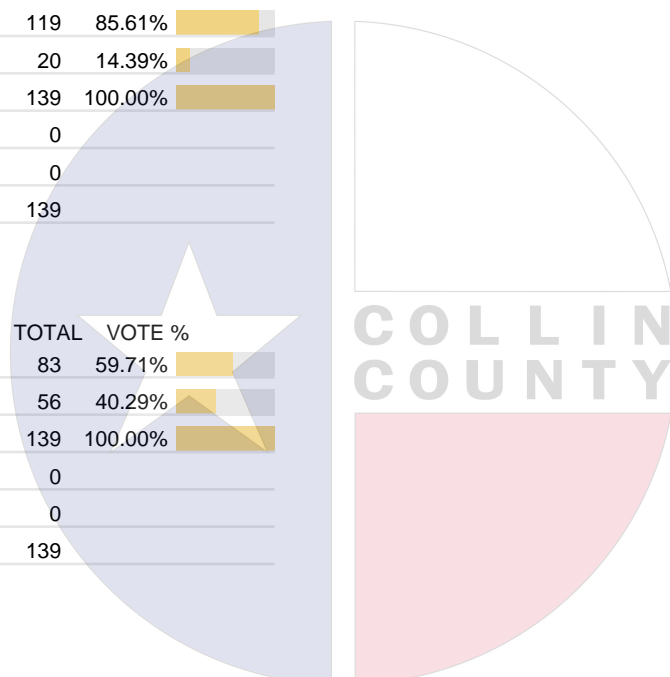
Vote For 1

	TOTAL	VOTE %	
Vikki Goodwin	119	85.61%	
Marcos Isaias Velez	20	14.39%	
Total Votes Cast	139	100.00%	
Overvotes	0		
Undervotes	0		
Contest Totals	139		

DEM Attorney General

Vote For 1

	TOTAL	VOTE %	
Nathan Johnson	83	59.71%	
Joe Jaworski	56	40.29%	
Total Votes Cast	139	100.00%	
Overvotes	0		
Undervotes	0		
Contest Totals	139		



Collin County Seal
 Watermark Seal for Collin County.
 Collin County Government

PCT 035, 192, 193, 194

Statistics	TOTAL
Registered Voters - Total	12,139
Ballots Cast - Total	1,095
Ballots Cast - Republican Party	994
Ballots Cast - Democratic Party	101
Voter Turnout - Total	9.02%

REP US Senator

Vote For 1

	TOTAL	VOTE %	
Ken Paxton	734	74.07%	
John Cornyn	257	25.93%	
Total Votes Cast	991	100.00%	
Overvotes	0		
Undervotes	3		
Contest Totals	994		

REP Attorney General

Vote For 1

	TOTAL	VOTE %	
Chip Roy	447	45.38%	
Mayer Middleton	538	54.62%	
Total Votes Cast	985	100.00%	
Overvotes	0		
Undervotes	9		
Contest Totals	994		

REP Railroad Commissioner

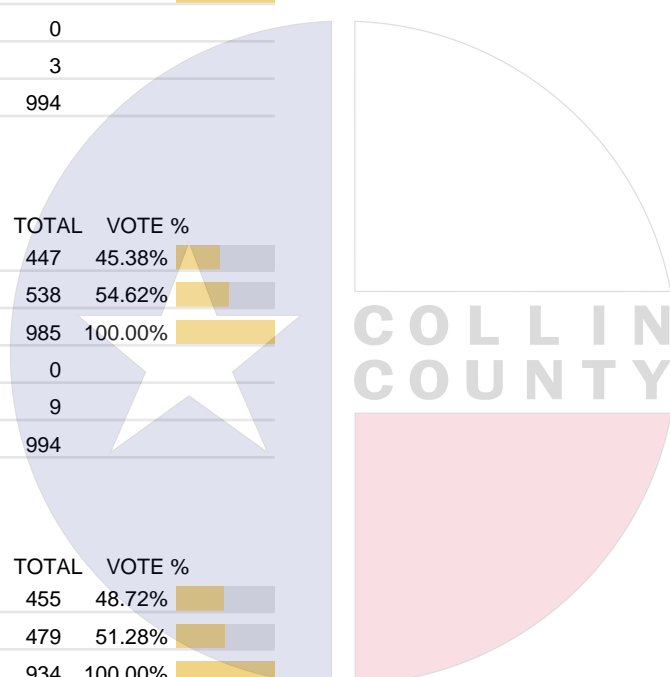
Vote For 1

	TOTAL	VOTE %	
Jim Wright	455	48.72%	
Bo French	479	51.28%	
Total Votes Cast	934	100.00%	
Overvotes	0		
Undervotes	60		
Contest Totals	994		

REP Judge, Court of Criminal Appeals, Place 3

Vote For 1

	TOTAL	VOTE %	
Alison Fox	339	38.00%	
Thomas Smith	553	62.00%	
Total Votes Cast	892	100.00%	
Overvotes	0		
Undervotes	102		
Contest Totals	994		



Collin County Seal
 Watermark Seal for Collin County,
 Collin County Government

PCT 035, 192, 193, 194

DEM Lieutenant Governor

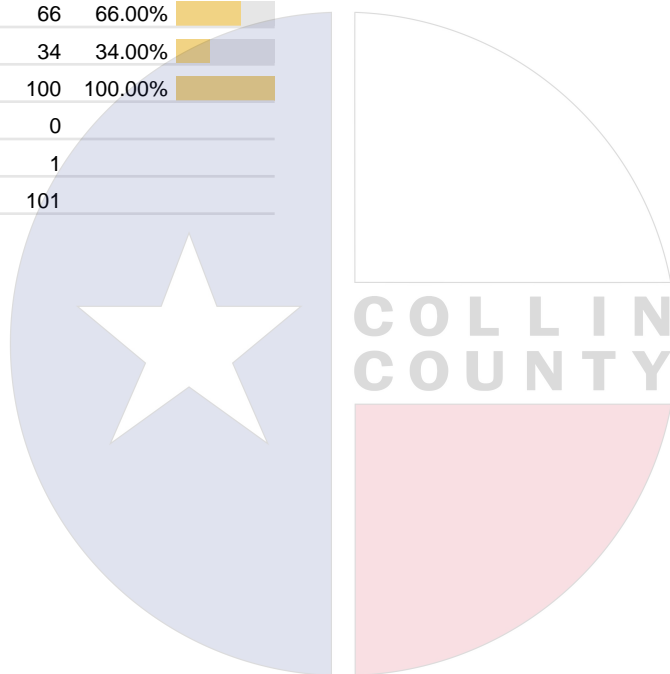
Vote For 1

	TOTAL	VOTE %	
Vikki Goodwin	74	74.00%	
Marcos Isaias Velez	26	26.00%	
Total Votes Cast	100	100.00%	
Overvotes	0		
Undervotes	1		
Contest Totals	101		

DEM Attorney General

Vote For 1

	TOTAL	VOTE %	
Nathan Johnson	66	66.00%	
Joe Jaworski	34	34.00%	
Total Votes Cast	100	100.00%	
Overvotes	0		
Undervotes	1		
Contest Totals	101		



Collin County Seal
 Watermark Seal for Collin County.
 Collin County Government

PCT 036, 074, 136

Statistics	TOTAL
Registered Voters - Total	5,873
Ballots Cast - Total	1,037
Ballots Cast - Republican Party	865
Ballots Cast - Democratic Party	172
Voter Turnout - Total	17.66%

REP US Senator

Vote For 1

	TOTAL	VOTE %	
Ken Paxton	425	49.25%	
John Cornyn	438	50.75%	
Total Votes Cast	863	100.00%	
Overvotes	1		
Undervotes	1		
Contest Totals	865		

REP Attorney General

Vote For 1

	TOTAL	VOTE %	
Chip Roy	455	54.95%	
Mayer Middleton	373	45.05%	
Total Votes Cast	828	100.00%	
Overvotes	1		
Undervotes	36		
Contest Totals	865		

REP Railroad Commissioner

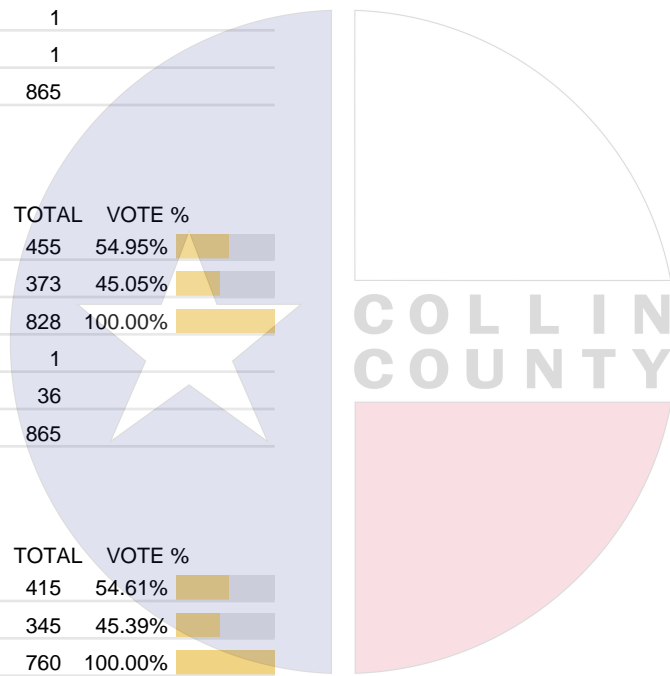
Vote For 1

	TOTAL	VOTE %	
Jim Wright	415	54.61%	
Bo French	345	45.39%	
Total Votes Cast	760	100.00%	
Overvotes	2		
Undervotes	103		
Contest Totals	865		

REP Judge, Court of Criminal Appeals, Place 3

Vote For 1

	TOTAL	VOTE %	
Alison Fox	356	50.78%	
Thomas Smith	345	49.22%	
Total Votes Cast	701	100.00%	
Overvotes	2		
Undervotes	162		
Contest Totals	865		



Collin County Seal
 Watermark Seal for Collin County,
 Collin County Government

PCT 036, 074, 136

DEM Lieutenant Governor

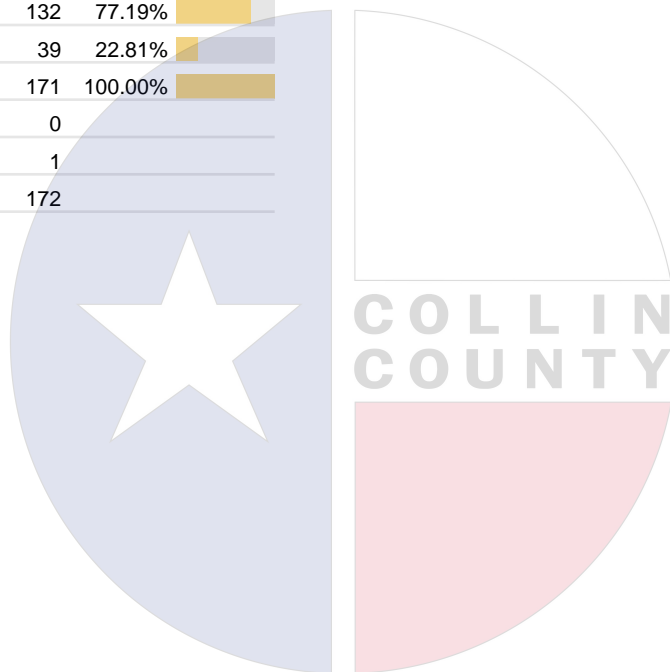
Vote For 1

	TOTAL	VOTE %	
Vikki Goodwin	142	83.53%	
Marcos Isaias Velez	28	16.47%	
Total Votes Cast	170	100.00%	
Overvotes	0		
Undervotes	2		
Contest Totals	172		

DEM Attorney General

Vote For 1

	TOTAL	VOTE %	
Nathan Johnson	132	77.19%	
Joe Jaworski	39	22.81%	
Total Votes Cast	171	100.00%	
Overvotes	0		
Undervotes	1		
Contest Totals	172		



Collin County Seal
 Watermark Seal for Collin County.
 Collin County Government

PCT 038, 169, 211, 238, 242

Statistics	TOTAL
Registered Voters - Total	18,991
Ballots Cast - Total	1,518
Ballots Cast - Republican Party	1,254
Ballots Cast - Democratic Party	264
Voter Turnout - Total	7.99%

REP US Senator

Vote For 1

	TOTAL	VOTE %	
Ken Paxton	788	63.04%	
John Cornyn	462	36.96%	
Total Votes Cast	1,250	100.00%	
Overvotes	1		
Undervotes	3		
Contest Totals	1,254		

REP Attorney General

Vote For 1

	TOTAL	VOTE %	
Chip Roy	598	48.58%	
Mayer Middleton	633	51.42%	
Total Votes Cast	1,231	100.00%	
Overvotes	0		
Undervotes	23		
Contest Totals	1,254		

REP Railroad Commissioner

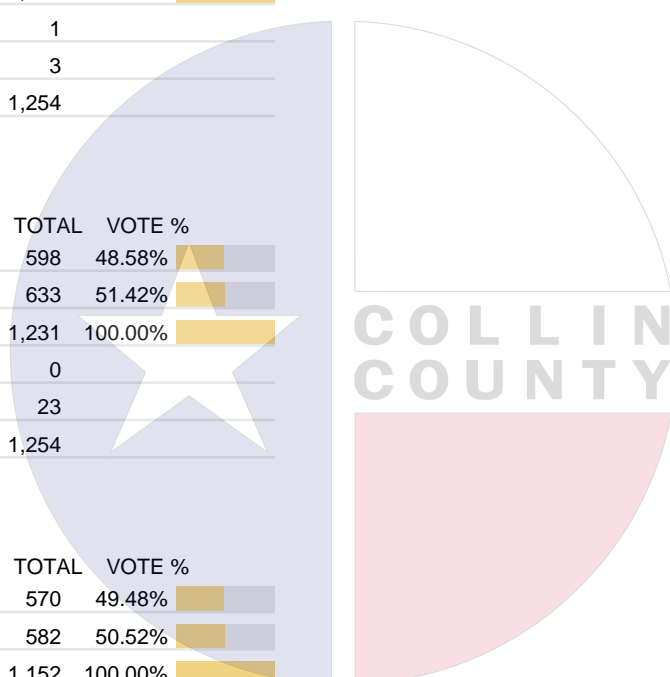
Vote For 1

	TOTAL	VOTE %	
Jim Wright	570	49.48%	
Bo French	582	50.52%	
Total Votes Cast	1,152	100.00%	
Overvotes	0		
Undervotes	102		
Contest Totals	1,254		

REP Judge, Court of Criminal Appeals, Place 3

Vote For 1

	TOTAL	VOTE %	
Alison Fox	438	40.56%	
Thomas Smith	642	59.44%	
Total Votes Cast	1,080	100.00%	
Overvotes	0		
Undervotes	174		
Contest Totals	1,254		



Collin County Seal
 Watermark Seal for Collin County,
 Collin County Government

PCT 038, 169, 211, 238, 242

DEM Lieutenant Governor

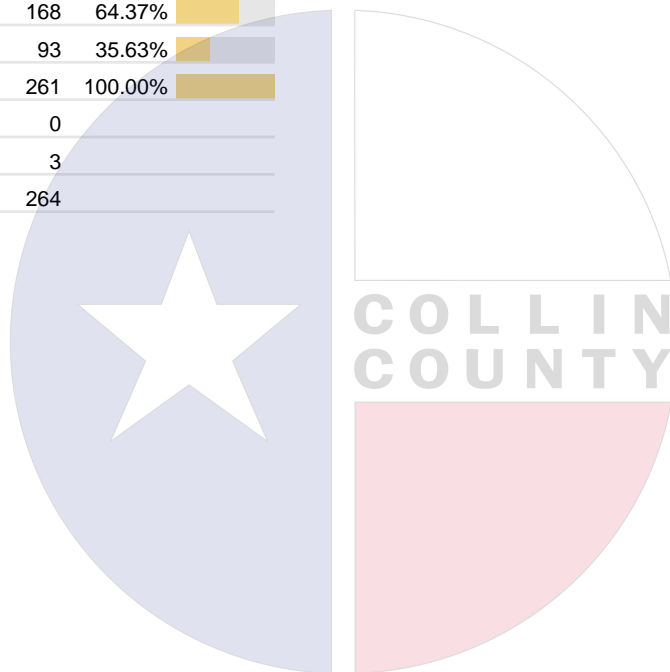
Vote For 1

	TOTAL	VOTE %	
Vikki Goodwin	193	73.38%	
Marcos Isaias Velez	70	26.62%	
Total Votes Cast	263	100.00%	
Overvotes	0		
Undervotes	1		
Contest Totals	264		

DEM Attorney General

Vote For 1

	TOTAL	VOTE %	
Nathan Johnson	168	64.37%	
Joe Jaworski	93	35.63%	
Total Votes Cast	261	100.00%	
Overvotes	0		
Undervotes	3		
Contest Totals	264		



Collin County Seal
 Watermark Seal for Collin County.
 Collin County Government

PCT 039, 062, 066, 266

Statistics	TOTAL
Registered Voters - Total	7,586
Ballots Cast - Total	753
Ballots Cast - Republican Party	551
Ballots Cast - Democratic Party	202
Voter Turnout - Total	9.93%

REP US Senator

Vote For 1

	TOTAL	VOTE %	
Ken Paxton	321	58.36%	
John Cornyn	229	41.64%	
Total Votes Cast	550	100.00%	
Overvotes	0		
Undervotes	1		
Contest Totals	551		

REP Attorney General

Vote For 1

	TOTAL	VOTE %	
Chip Roy	292	53.48%	
Mayer Middleton	254	46.52%	
Total Votes Cast	546	100.00%	
Overvotes	0		
Undervotes	5		
Contest Totals	551		

REP Railroad Commissioner

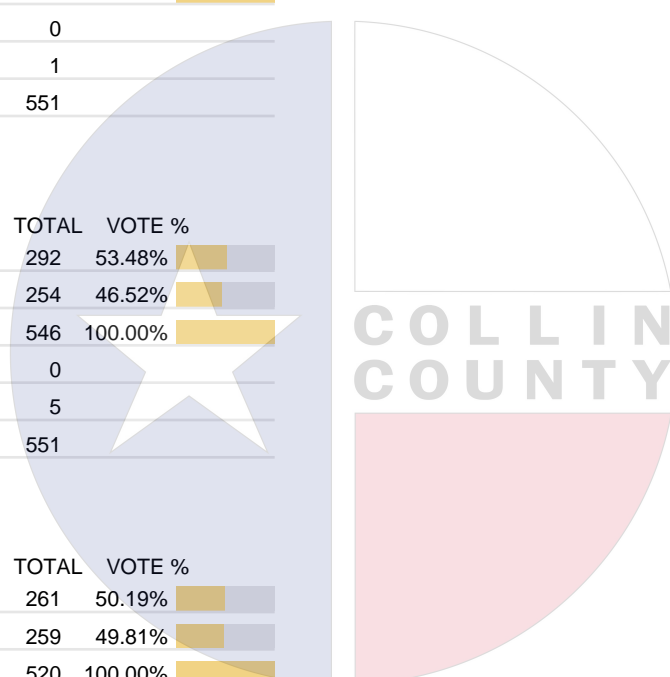
Vote For 1

	TOTAL	VOTE %	
Jim Wright	261	50.19%	
Bo French	259	49.81%	
Total Votes Cast	520	100.00%	
Overvotes	0		
Undervotes	31		
Contest Totals	551		

REP Judge, Court of Criminal Appeals, Place 3

Vote For 1

	TOTAL	VOTE %	
Alison Fox	217	43.93%	
Thomas Smith	277	56.07%	
Total Votes Cast	494	100.00%	
Overvotes	0		
Undervotes	57		
Contest Totals	551		



Collin County Seal
 Watermark Seal for Collin County,
 Collin County Government

PCT 039, 062, 066, 266

DEM Lieutenant Governor

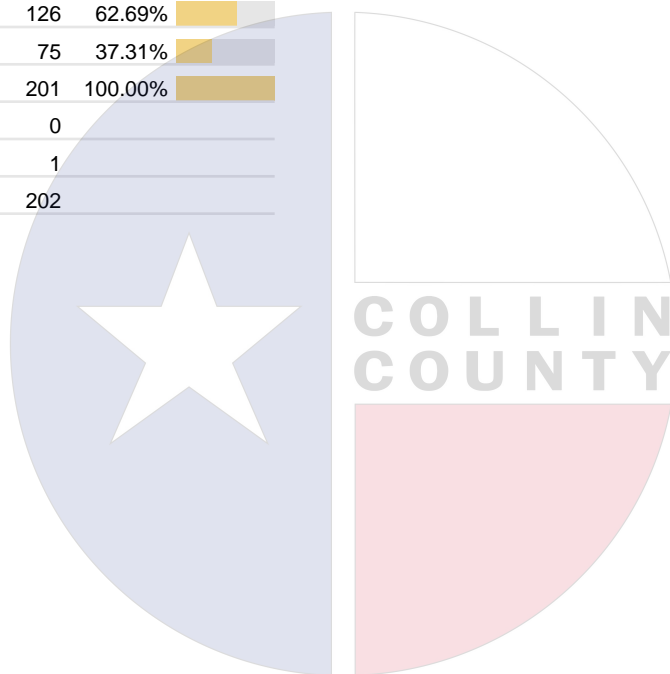
Vote For 1

	TOTAL	VOTE %	
Vikki Goodwin	153	76.50%	
Marcos Isaias Velez	47	23.50%	
Total Votes Cast	200	100.00%	
Overvotes	0		
Undervotes	2		
Contest Totals	202		

DEM Attorney General

Vote For 1

	TOTAL	VOTE %	
Nathan Johnson	126	62.69%	
Joe Jaworski	75	37.31%	
Total Votes Cast	201	100.00%	
Overvotes	0		
Undervotes	1		
Contest Totals	202		



Collin County Seal
 Watermark Seal for Collin County.
 Collin County Government

PCT 041, 128, 243

Statistics	TOTAL
Registered Voters - Total	6,838
Ballots Cast - Total	1,101
Ballots Cast - Republican Party	1,022
Ballots Cast - Democratic Party	79
Voter Turnout - Total	16.10%

REP US Senator

Vote For 1

	TOTAL	VOTE %	
Ken Paxton	672	65.88%	
John Cornyn	348	34.12%	
Total Votes Cast	1,020	100.00%	
Overvotes	0		
Undervotes	2		
Contest Totals	1,022		

REP Attorney General

Vote For 1

	TOTAL	VOTE %	
Chip Roy	540	53.84%	
Mayer Middleton	463	46.16%	
Total Votes Cast	1,003	100.00%	
Overvotes	0		
Undervotes	19		
Contest Totals	1,022		

REP Railroad Commissioner

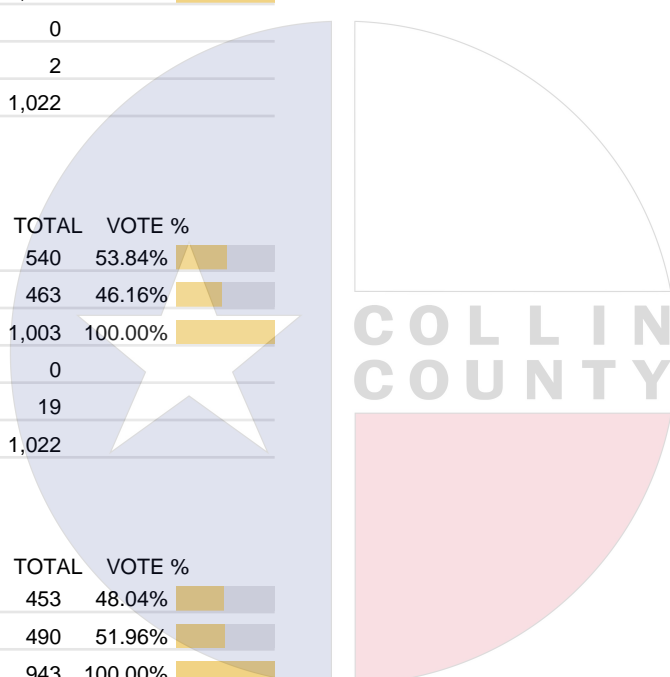
Vote For 1

	TOTAL	VOTE %	
Jim Wright	453	48.04%	
Bo French	490	51.96%	
Total Votes Cast	943	100.00%	
Overvotes	0		
Undervotes	79		
Contest Totals	1,022		

REP Judge, Court of Criminal Appeals, Place 3

Vote For 1

	TOTAL	VOTE %	
Alison Fox	295	33.83%	
Thomas Smith	577	66.17%	
Total Votes Cast	872	100.00%	
Overvotes	0		
Undervotes	150		
Contest Totals	1,022		



Collin County Seal
 Watermark Seal for Collin County,
 Collin County Government

PCT 041, 128, 243

DEM Lieutenant Governor

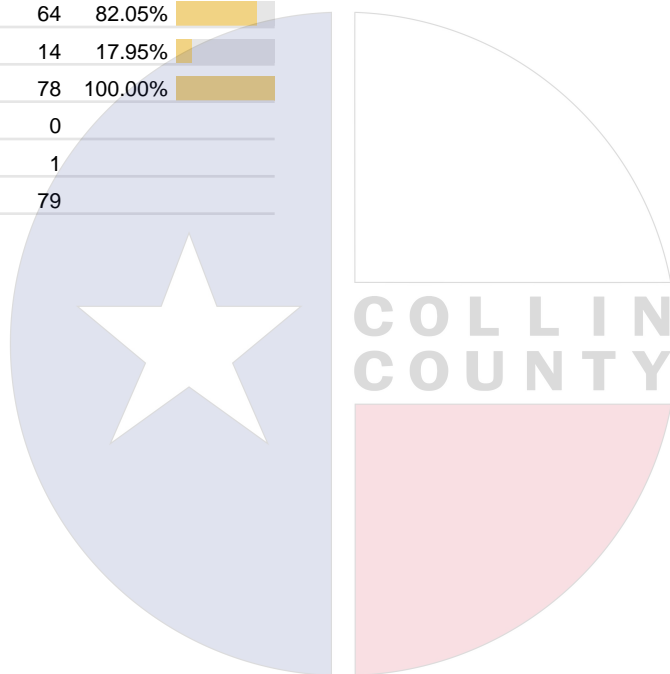
Vote For 1

	TOTAL	VOTE %	
Vikki Goodwin	68	87.18%	
Marcos Isaias Velez	10	12.82%	
Total Votes Cast	78	100.00%	
Overvotes	0		
Undervotes	1		
Contest Totals	79		

DEM Attorney General

Vote For 1

	TOTAL	VOTE %	
Nathan Johnson	64	82.05%	
Joe Jaworski	14	17.95%	
Total Votes Cast	78	100.00%	
Overvotes	0		
Undervotes	1		
Contest Totals	79		



Collin County Seal
 Watermark Seal for Collin County.
 Collin County Government

PCT 043, 099, 231

Statistics	TOTAL
Registered Voters - Total	8,925
Ballots Cast - Total	704
Ballots Cast - Republican Party	564
Ballots Cast - Democratic Party	140
Voter Turnout - Total	7.89%

REP US Senator

Vote For 1

	TOTAL	VOTE %	
Ken Paxton	400	71.17%	
John Cornyn	162	28.83%	
Total Votes Cast	562	100.00%	
Overvotes	0		
Undervotes	2		
Contest Totals	564		

REP Attorney General

Vote For 1

	TOTAL	VOTE %	
Chip Roy	277	49.55%	
Mayer Middleton	282	50.45%	
Total Votes Cast	559	100.00%	
Overvotes	0		
Undervotes	5		
Contest Totals	564		

REP Railroad Commissioner

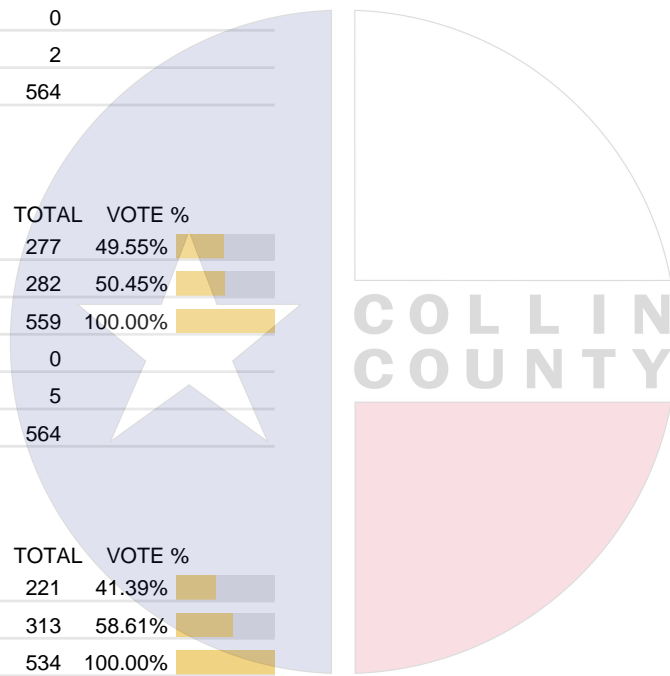
Vote For 1

	TOTAL	VOTE %	
Jim Wright	221	41.39%	
Bo French	313	58.61%	
Total Votes Cast	534	100.00%	
Overvotes	1		
Undervotes	29		
Contest Totals	564		

REP Judge, Court of Criminal Appeals, Place 3

Vote For 1

	TOTAL	VOTE %	
Alison Fox	167	32.62%	
Thomas Smith	345	67.38%	
Total Votes Cast	512	100.00%	
Overvotes	0		
Undervotes	52		
Contest Totals	564		



Collin County Seal
 Watermark Seal for Collin County,
 Collin County Government

PCT 043, 099, 231

DEM Lieutenant Governor

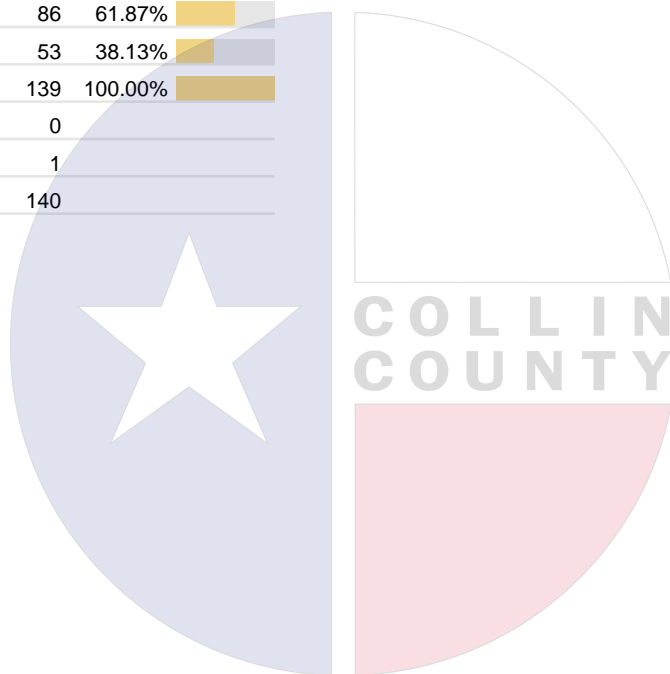
Vote For 1

	TOTAL	VOTE %	
Vikki Goodwin	109	77.86%	
Marcos Isaias Velez	31	22.14%	
Total Votes Cast	140	100.00%	
Overvotes	0		
Undervotes	0		
Contest Totals	140		

DEM Attorney General

Vote For 1

	TOTAL	VOTE %	
Nathan Johnson	86	61.87%	
Joe Jaworski	53	38.13%	
Total Votes Cast	139	100.00%	
Overvotes	0		
Undervotes	1		
Contest Totals	140		



Collin County Seal
 Watermark Seal for Collin County.
 Collin County Government

PCT 045, 179, 247

Statistics	TOTAL
Registered Voters - Total	10,541
Ballots Cast - Total	2,155
Ballots Cast - Republican Party	1,938
Ballots Cast - Democratic Party	217
Voter Turnout - Total	20.44%

REP US Senator

Vote For 1

	TOTAL	VOTE %	
Ken Paxton	1,118	57.84%	
John Cornyn	815	42.16%	
Total Votes Cast	1,933	100.00%	
Overvotes	0		
Undervotes	5		
Contest Totals	1,938		

REP Attorney General

Vote For 1

	TOTAL	VOTE %	
Chip Roy	912	48.18%	
Mayer Middleton	981	51.82%	
Total Votes Cast	1,893	100.00%	
Overvotes	0		
Undervotes	45		
Contest Totals	1,938		

REP Railroad Commissioner

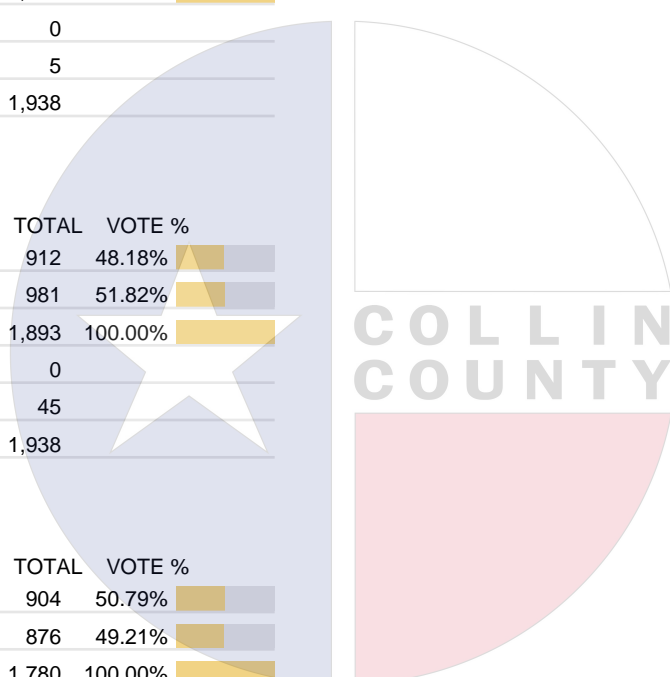
Vote For 1

	TOTAL	VOTE %	
Jim Wright	904	50.79%	
Bo French	876	49.21%	
Total Votes Cast	1,780	100.00%	
Overvotes	0		
Undervotes	158		
Contest Totals	1,938		

REP Judge, Court of Criminal Appeals, Place 3

Vote For 1

	TOTAL	VOTE %	
Alison Fox	719	43.66%	
Thomas Smith	928	56.34%	
Total Votes Cast	1,647	100.00%	
Overvotes	1		
Undervotes	290		
Contest Totals	1,938		



Collin County Seal
 Watermark Seal for Collin County,
 Collin County Government

PCT 045, 179, 247

DEM Lieutenant Governor

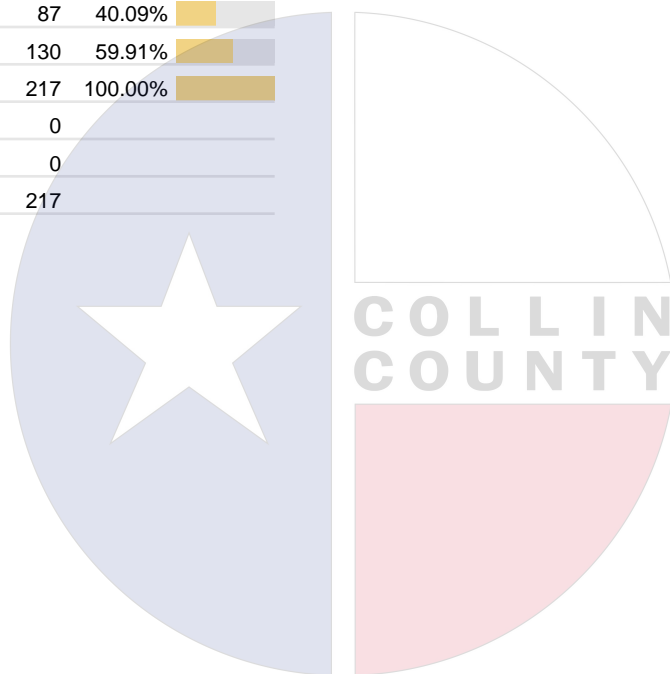
Vote For 1

	TOTAL	VOTE %	
Vikki Goodwin	196	90.32%	
Marcos Isaias Velez	21	9.68%	
Total Votes Cast	217	100.00%	
Overvotes	0		
Undervotes	0		
Contest Totals	217		

DEM Attorney General

Vote For 1

	TOTAL	VOTE %	
Nathan Johnson	87	40.09%	
Joe Jaworski	130	59.91%	
Total Votes Cast	217	100.00%	
Overvotes	0		
Undervotes	0		
Contest Totals	217		



Collin County Seal
 Watermark Seal for Collin County.
 Collin County Government

PCT 047, 141, 158

Statistics	TOTAL
Registered Voters - Total	8,888
Ballots Cast - Total	996
Ballots Cast - Republican Party	763
Ballots Cast - Democratic Party	233
Voter Turnout - Total	11.21%

REP US Senator

Vote For 1

	TOTAL	VOTE %	
Ken Paxton	467	61.29%	
John Cornyn	295	38.71%	
Total Votes Cast	762	100.00%	
Overvotes	0		
Undervotes	1		
Contest Totals	763		

REP Attorney General

Vote For 1

	TOTAL	VOTE %	
Chip Roy	372	49.34%	
Mayer Middleton	382	50.66%	
Total Votes Cast	754	100.00%	
Overvotes	0		
Undervotes	9		
Contest Totals	763		

REP Railroad Commissioner

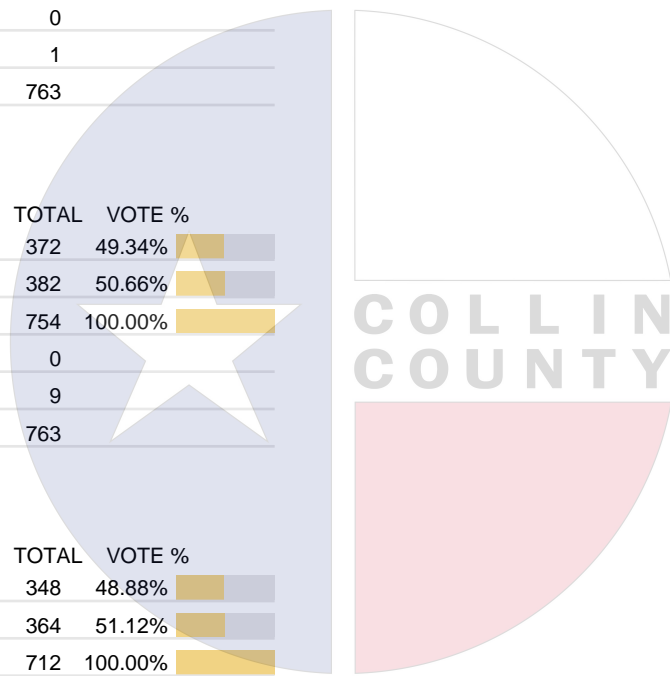
Vote For 1

	TOTAL	VOTE %	
Jim Wright	348	48.88%	
Bo French	364	51.12%	
Total Votes Cast	712	100.00%	
Overvotes	0		
Undervotes	51		
Contest Totals	763		

REP Judge, Court of Criminal Appeals, Place 3

Vote For 1

	TOTAL	VOTE %	
Alison Fox	289	42.19%	
Thomas Smith	396	57.81%	
Total Votes Cast	685	100.00%	
Overvotes	0		
Undervotes	78		
Contest Totals	763		



Collin County Seal
 Watermark Seal for Collin County,
 Collin County Government

PCT 047, 141, 158

DEM Lieutenant Governor

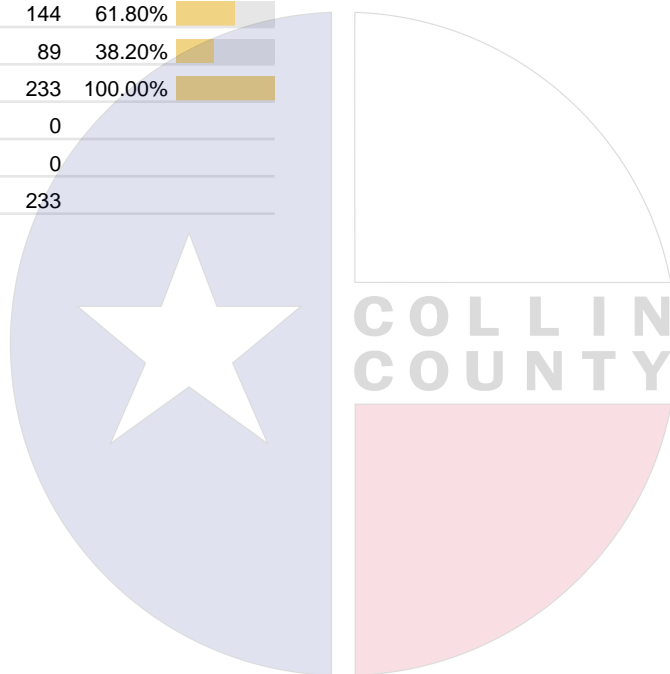
Vote For 1

	TOTAL	VOTE %	
Vikki Goodwin	178	76.39%	
Marcos Isaias Velez	55	23.61%	
Total Votes Cast	233	100.00%	
Overvotes	0		
Undervotes	0		
Contest Totals	233		

DEM Attorney General

Vote For 1

	TOTAL	VOTE %	
Nathan Johnson	144	61.80%	
Joe Jaworski	89	38.20%	
Total Votes Cast	233	100.00%	
Overvotes	0		
Undervotes	0		
Contest Totals	233		



Collin County Seal
 Watermark Seal for Collin County.
 Collin County Government

PCT 048, 055, 078, 265

Statistics	TOTAL
Registered Voters - Total	12,466
Ballots Cast - Total	1,198
Ballots Cast - Republican Party	897
Ballots Cast - Democratic Party	301
Voter Turnout - Total	9.61%

REP US Senator

Vote For 1

	TOTAL	VOTE %	
Ken Paxton	465	52.19%	
John Cornyn	426	47.81%	
Total Votes Cast	891	100.00%	
Overvotes	0		
Undervotes	6		
Contest Totals	897		

REP Attorney General

Vote For 1

	TOTAL	VOTE %	
Chip Roy	485	55.18%	
Mayer Middleton	394	44.82%	
Total Votes Cast	879	100.00%	
Overvotes	0		
Undervotes	18		
Contest Totals	897		

REP Railroad Commissioner

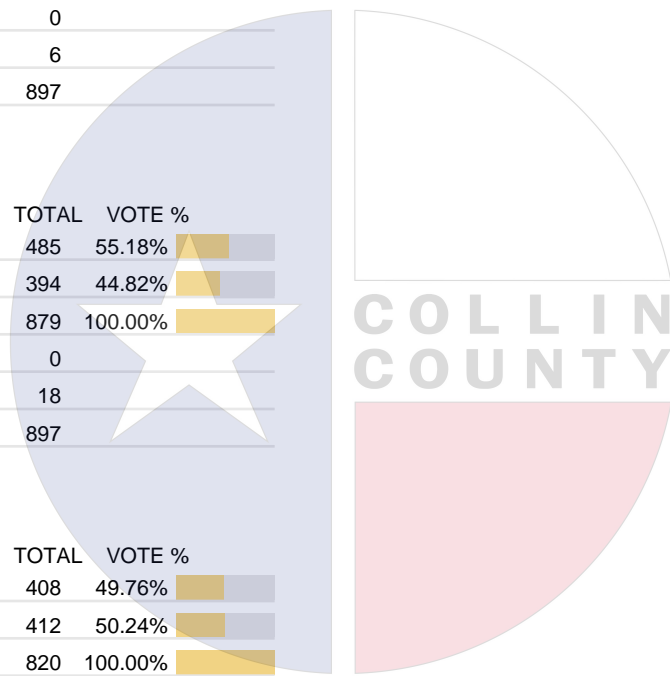
Vote For 1

	TOTAL	VOTE %	
Jim Wright	408	49.76%	
Bo French	412	50.24%	
Total Votes Cast	820	100.00%	
Overvotes	0		
Undervotes	77		
Contest Totals	897		

REP Judge, Court of Criminal Appeals, Place 3

Vote For 1

	TOTAL	VOTE %	
Alison Fox	325	43.39%	
Thomas Smith	424	56.61%	
Total Votes Cast	749	100.00%	
Overvotes	0		
Undervotes	148		
Contest Totals	897		



Collin County Seal
 Watermark Seal for Collin County,
 Collin County Government

PCT 048, 055, 078, 265

DEM Lieutenant Governor

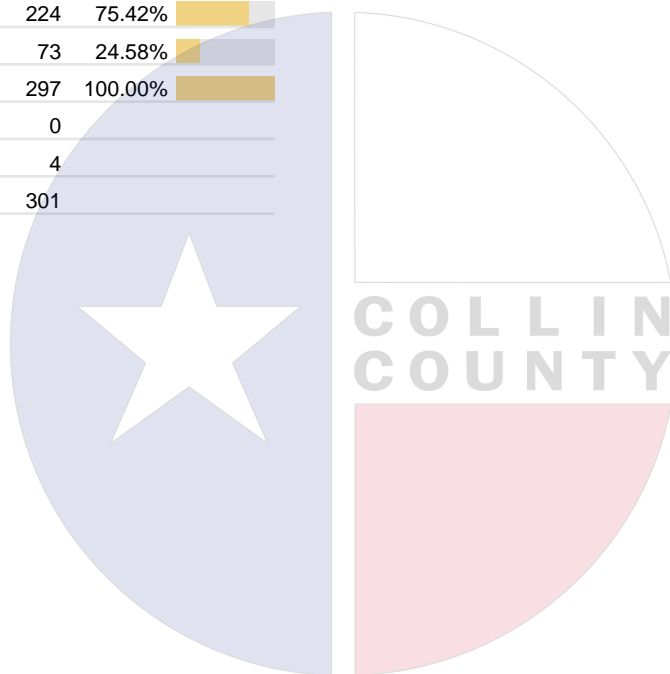
Vote For 1

	TOTAL	VOTE %	
Vikki Goodwin	232	77.08%	
Marcos Isaias Velez	69	22.92%	
Total Votes Cast	301	100.00%	
Overvotes	0		
Undervotes	0		
Contest Totals	301		

DEM Attorney General

Vote For 1

	TOTAL	VOTE %	
Nathan Johnson	224	75.42%	
Joe Jaworski	73	24.58%	
Total Votes Cast	297	100.00%	
Overvotes	0		
Undervotes	4		
Contest Totals	301		



Collin County Seal
 Watermark Seal for Collin County.
 Collin County Government

PCT 050, 054, 058, 219

Statistics	TOTAL
Registered Voters - Total	15,039
Ballots Cast - Total	1,233
Ballots Cast - Republican Party	965
Ballots Cast - Democratic Party	268
Voter Turnout - Total	8.20%

REP US Senator

Vote For 1

	TOTAL	VOTE %	
Ken Paxton	599	62.20%	
John Cornyn	364	37.80%	
Total Votes Cast	963	100.00%	
Overvotes	0		
Undervotes	2		
Contest Totals	965		

REP Attorney General

Vote For 1

	TOTAL	VOTE %	
Chip Roy	485	50.95%	
Mayer Middleton	467	49.05%	
Total Votes Cast	952	100.00%	
Overvotes	0		
Undervotes	13		
Contest Totals	965		

REP Railroad Commissioner

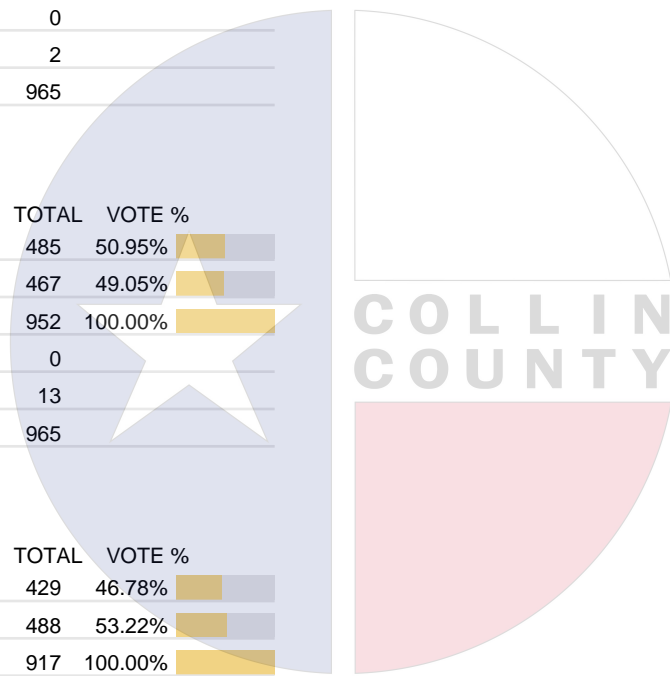
Vote For 1

	TOTAL	VOTE %	
Jim Wright	429	46.78%	
Bo French	488	53.22%	
Total Votes Cast	917	100.00%	
Overvotes	0		
Undervotes	48		
Contest Totals	965		

REP Judge, Court of Criminal Appeals, Place 3

Vote For 1

	TOTAL	VOTE %	
Alison Fox	355	42.01%	
Thomas Smith	490	57.99%	
Total Votes Cast	845	100.00%	
Overvotes	0		
Undervotes	120		
Contest Totals	965		



Collin County Seal
 Watermark Seal for Collin County,
 Collin County Government

PCT 050, 054, 058, 219

DEM Lieutenant Governor

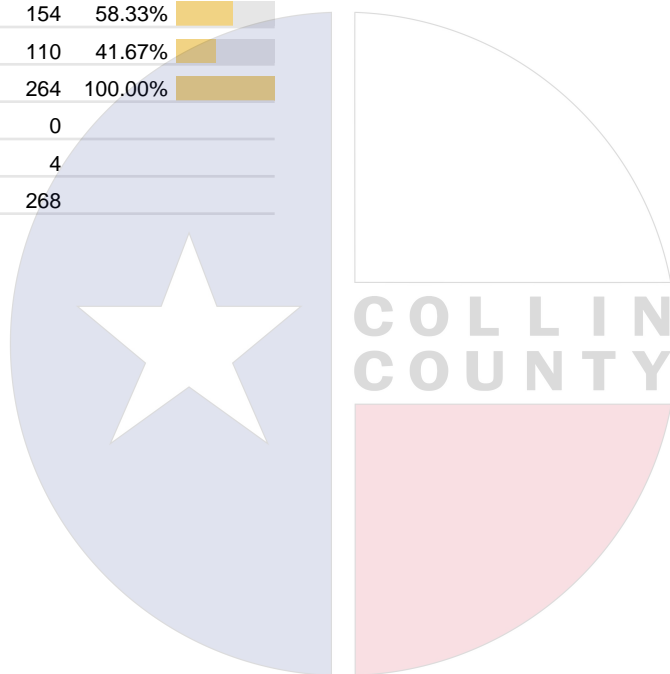
Vote For 1

	TOTAL	VOTE %	
Vikki Goodwin	216	81.20%	
Marcos Isaias Velez	50	18.80%	
Total Votes Cast	266	100.00%	
Overvotes	0		
Undervotes	2		
Contest Totals	268		

DEM Attorney General

Vote For 1

	TOTAL	VOTE %	
Nathan Johnson	154	58.33%	
Joe Jaworski	110	41.67%	
Total Votes Cast	264	100.00%	
Overvotes	0		
Undervotes	4		
Contest Totals	268		



Collin County Seal
 Watermark Seal for Collin County.
 Collin County Government

PCT 052, 061, 103

Statistics	TOTAL
Registered Voters - Total	7,739
Ballots Cast - Total	659
Ballots Cast - Republican Party	515
Ballots Cast - Democratic Party	144
Voter Turnout - Total	8.52%

REP US Senator

Vote For 1

	TOTAL	VOTE %	
Ken Paxton	314	61.33%	
John Cornyn	198	38.67%	
Total Votes Cast	512	100.00%	
Overvotes	0		
Undervotes	3		
Contest Totals	515		

REP Attorney General

Vote For 1

	TOTAL	VOTE %	
Chip Roy	282	55.84%	
Mayer Middleton	223	44.16%	
Total Votes Cast	505	100.00%	
Overvotes	0		
Undervotes	10		
Contest Totals	515		

REP Railroad Commissioner

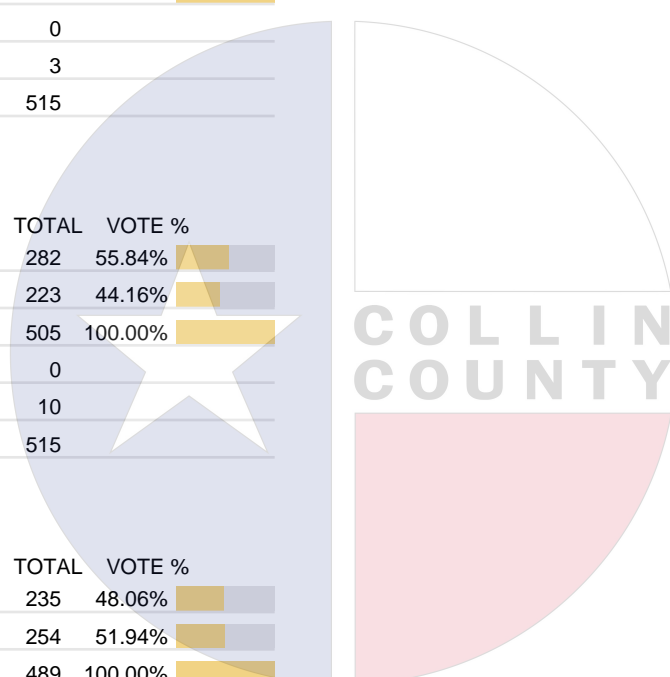
Vote For 1

	TOTAL	VOTE %	
Jim Wright	235	48.06%	
Bo French	254	51.94%	
Total Votes Cast	489	100.00%	
Overvotes	0		
Undervotes	26		
Contest Totals	515		

REP Judge, Court of Criminal Appeals, Place 3

Vote For 1

	TOTAL	VOTE %	
Alison Fox	192	41.65%	
Thomas Smith	269	58.35%	
Total Votes Cast	461	100.00%	
Overvotes	0		
Undervotes	54		
Contest Totals	515		



Collin County Seal
 Watermark Seal for Collin County,
 Collin County Government

PCT 052, 061, 103

DEM Lieutenant Governor

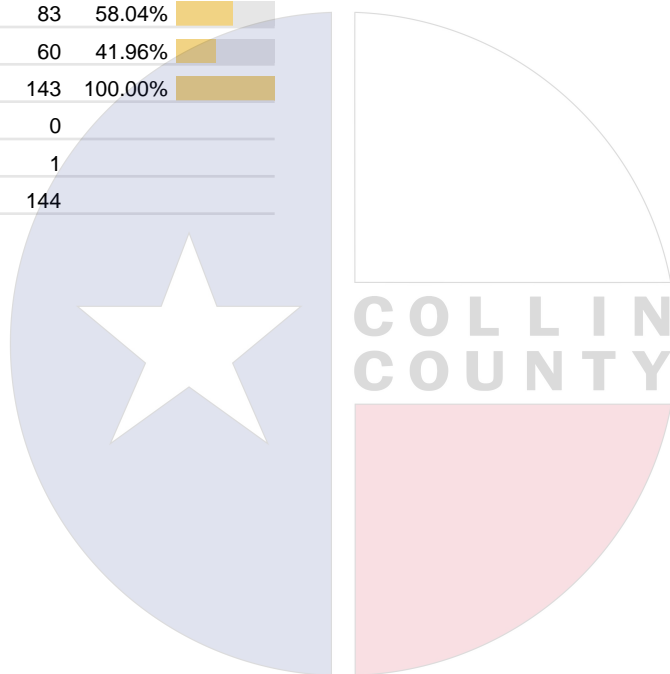
Vote For 1

	TOTAL	VOTE %	
Vikki Goodwin	107	74.31%	
Marcos Isaias Velez	37	25.69%	
Total Votes Cast	144	100.00%	
Overvotes	0		
Undervotes	0		
Contest Totals	144		

DEM Attorney General

Vote For 1

	TOTAL	VOTE %	
Nathan Johnson	83	58.04%	
Joe Jaworski	60	41.96%	
Total Votes Cast	143	100.00%	
Overvotes	0		
Undervotes	1		
Contest Totals	144		



Collin County Seal
 Watermark Seal for Collin County.
 Collin County Government

PCT 056, 083, 133, 232

Statistics	TOTAL
Registered Voters - Total	14,775
Ballots Cast - Total	1,312
Ballots Cast - Republican Party	1,124
Ballots Cast - Democratic Party	188
Voter Turnout - Total	8.88%

REP US Senator

Vote For 1

	TOTAL	VOTE %	
Ken Paxton	788	70.17%	
John Cornyn	335	29.83%	
Total Votes Cast	1,123	100.00%	
Overvotes	0		
Undervotes	1		
Contest Totals	1,124		

REP Attorney General

Vote For 1

	TOTAL	VOTE %	
Chip Roy	477	42.93%	
Mayer Middleton	634	57.07%	
Total Votes Cast	1,111	100.00%	
Overvotes	0		
Undervotes	13		
Contest Totals	1,124		

REP Railroad Commissioner

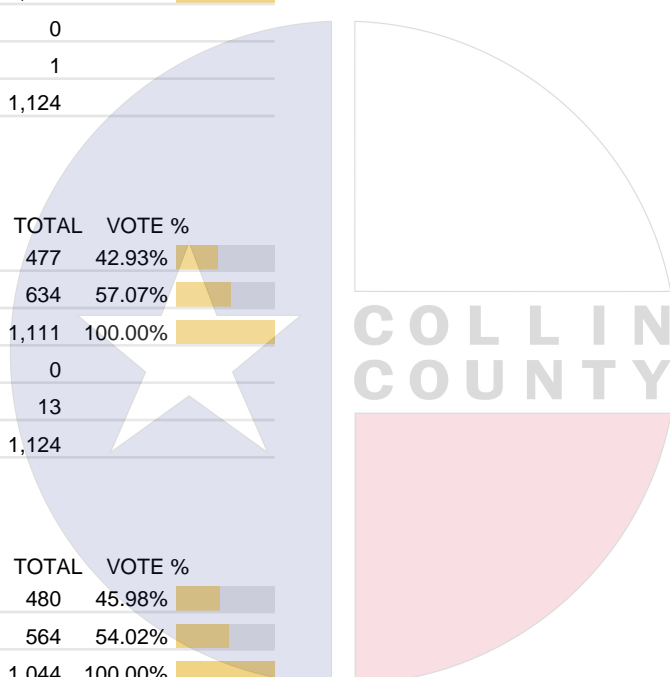
Vote For 1

	TOTAL	VOTE %	
Jim Wright	480	45.98%	
Bo French	564	54.02%	
Total Votes Cast	1,044	100.00%	
Overvotes	0		
Undervotes	80		
Contest Totals	1,124		

REP Judge, Court of Criminal Appeals, Place 3

Vote For 1

	TOTAL	VOTE %	
Alison Fox	403	41.25%	
Thomas Smith	574	58.75%	
Total Votes Cast	977	100.00%	
Overvotes	0		
Undervotes	147		
Contest Totals	1,124		



Collin County Seal
 Watermark Seal for Collin County,
 Collin County Government

PCT 056, 083, 133, 232

DEM Lieutenant Governor

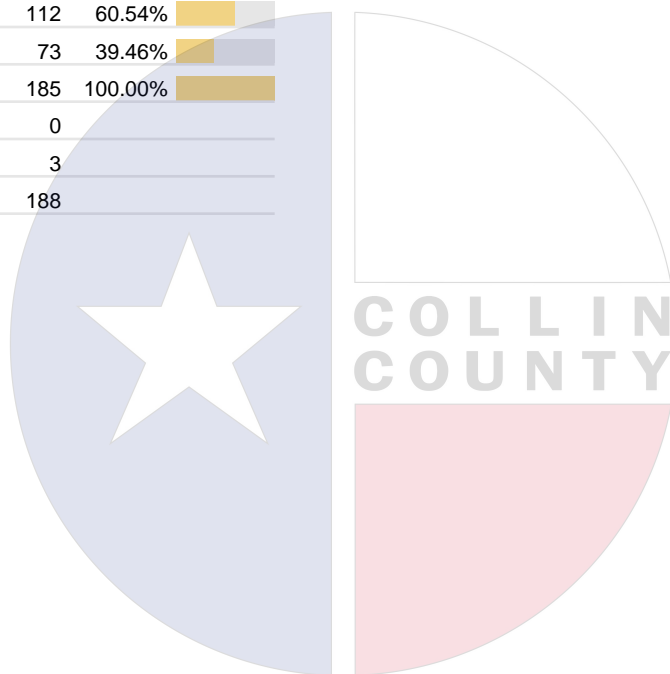
Vote For 1

	TOTAL	VOTE %	
Vikki Goodwin	132	70.59%	
Marcos Isaias Velez	55	29.41%	
Total Votes Cast	187	100.00%	
Overvotes	0		
Undervotes	1		
Contest Totals	188		

DEM Attorney General

Vote For 1

	TOTAL	VOTE %	
Nathan Johnson	112	60.54%	
Joe Jaworski	73	39.46%	
Total Votes Cast	185	100.00%	
Overvotes	0		
Undervotes	3		
Contest Totals	188		



Collin County Seal
 Watermark Seal for Collin County.
 Collin County Government

PCT 057, 097, 102

Statistics	TOTAL
Registered Voters - Total	5,369
Ballots Cast - Total	932
Ballots Cast - Republican Party	825
Ballots Cast - Democratic Party	107
Voter Turnout - Total	17.36%

REP US Senator

Vote For 1

	TOTAL	VOTE %	
Ken Paxton	485	58.93%	
John Cornyn	338	41.07%	
Total Votes Cast	823	100.00%	
Overvotes	1		
Undervotes	1		
Contest Totals	825		

REP Attorney General

Vote For 1

	TOTAL	VOTE %	
Chip Roy	442	55.11%	
Mayer Middleton	360	44.89%	
Total Votes Cast	802	100.00%	
Overvotes	1		
Undervotes	22		
Contest Totals	825		

REP Railroad Commissioner

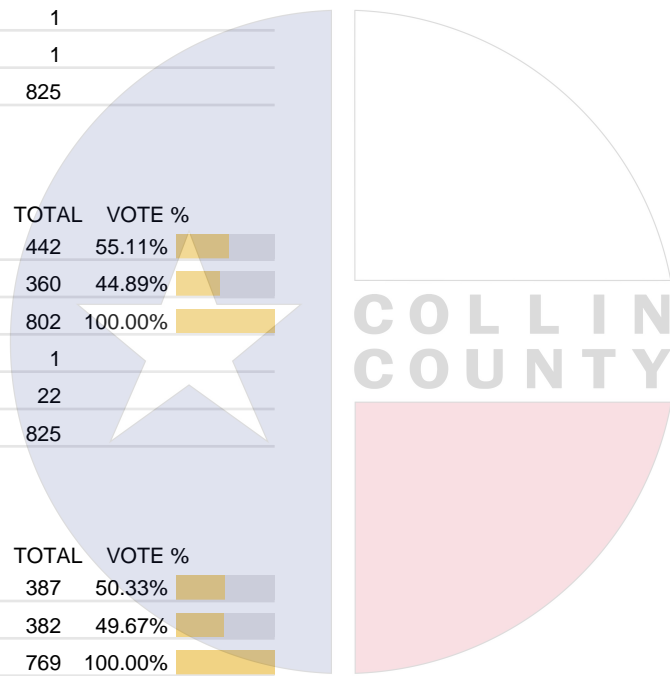
Vote For 1

	TOTAL	VOTE %	
Jim Wright	387	50.33%	
Bo French	382	49.67%	
Total Votes Cast	769	100.00%	
Overvotes	1		
Undervotes	55		
Contest Totals	825		

REP Judge, Court of Criminal Appeals, Place 3

Vote For 1

	TOTAL	VOTE %	
Alison Fox	309	43.46%	
Thomas Smith	402	56.54%	
Total Votes Cast	711	100.00%	
Overvotes	1		
Undervotes	113		
Contest Totals	825		



Collin County Seal
 Watermark Seal for Collin County,
 Collin County Government

PCT 057, 097, 102

DEM Lieutenant Governor

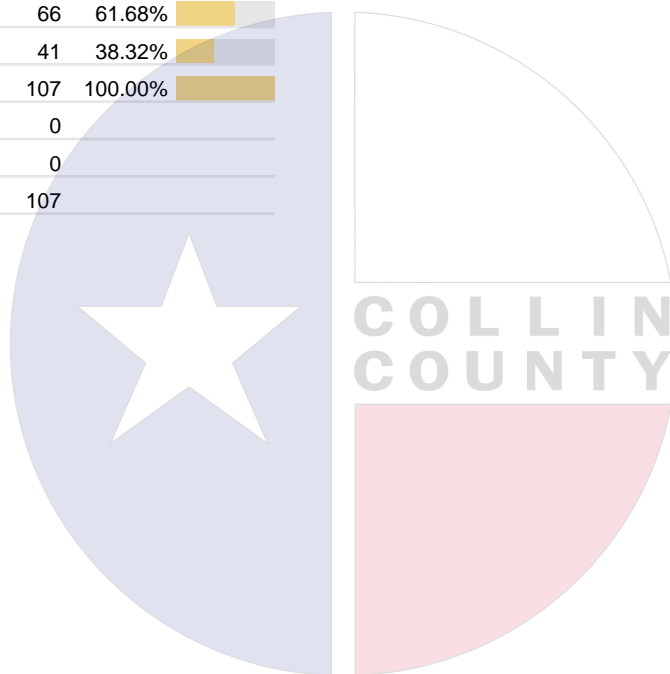
Vote For 1

	TOTAL	VOTE %	
Vikki Goodwin	90	84.11%	
Marcos Isaias Velez	17	15.89%	
Total Votes Cast	107	100.00%	
Overvotes	0		
Undervotes	0		
Contest Totals	107		

DEM Attorney General

Vote For 1

	TOTAL	VOTE %	
Nathan Johnson	66	61.68%	
Joe Jaworski	41	38.32%	
Total Votes Cast	107	100.00%	
Overvotes	0		
Undervotes	0		
Contest Totals	107		



Collin County Seal
 Watermark Seal for Collin County.
 Collin County Government

PCT 059, 168, 227

Statistics	TOTAL
Registered Voters - Total	10,286
Ballots Cast - Total	1,060
Ballots Cast - Republican Party	915
Ballots Cast - Democratic Party	145
Voter Turnout - Total	10.31%

REP US Senator

Vote For 1

	TOTAL	VOTE %	
Ken Paxton	582	63.89%	
John Cornyn	329	36.11%	
Total Votes Cast	911	100.00%	
Overvotes	0		
Undervotes	4		
Contest Totals	915		

REP Attorney General

Vote For 1

	TOTAL	VOTE %	
Chip Roy	418	46.76%	
Mayer Middleton	476	53.24%	
Total Votes Cast	894	100.00%	
Overvotes	0		
Undervotes	21		
Contest Totals	915		

REP Railroad Commissioner

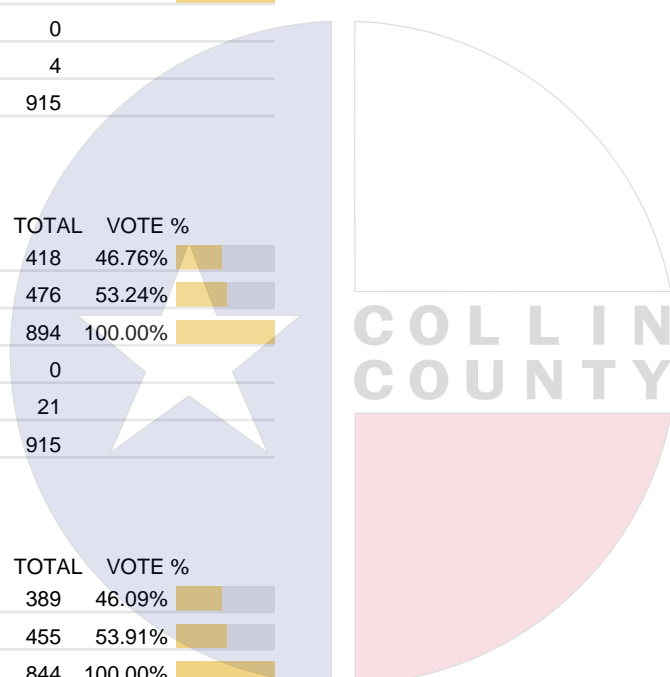
Vote For 1

	TOTAL	VOTE %	
Jim Wright	389	46.09%	
Bo French	455	53.91%	
Total Votes Cast	844	100.00%	
Overvotes	0		
Undervotes	71		
Contest Totals	915		

REP Judge, Court of Criminal Appeals, Place 3

Vote For 1

	TOTAL	VOTE %	
Alison Fox	307	38.57%	
Thomas Smith	489	61.43%	
Total Votes Cast	796	100.00%	
Overvotes	0		
Undervotes	119		
Contest Totals	915		



Collin County Seal
 Watermark Seal for Collin County,
 Collin County Government

PCT 059, 168, 227

DEM Lieutenant Governor

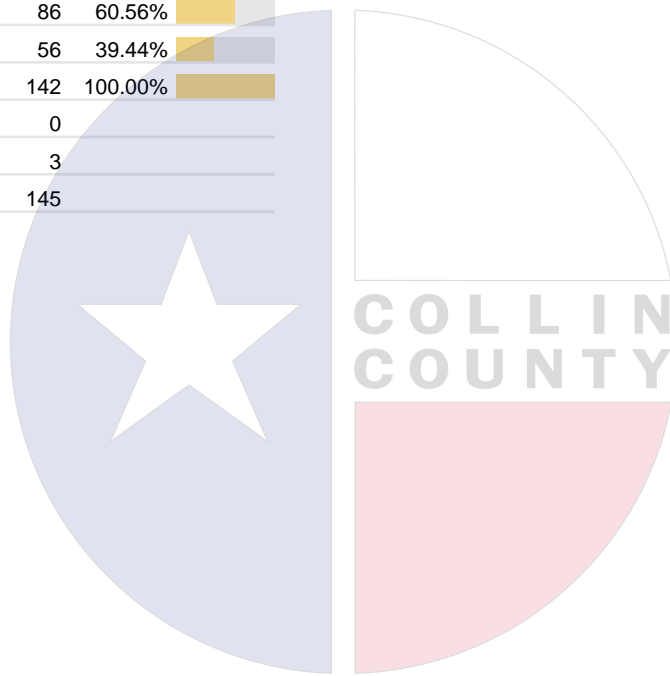
Vote For 1

	TOTAL	VOTE %	
Vikki Goodwin	113	79.58%	
Marcos Isaias Velez	29	20.42%	
Total Votes Cast	142	100.00%	
Overvotes	0		
Undervotes	3		
Contest Totals	145		

DEM Attorney General

Vote For 1

	TOTAL	VOTE %	
Nathan Johnson	86	60.56%	
Joe Jaworski	56	39.44%	
Total Votes Cast	142	100.00%	
Overvotes	0		
Undervotes	3		
Contest Totals	145		



Collin County Seal
 Watermark Seal for Collin County.
 Collin County Government

PCT 060, 165, 175

Statistics	TOTAL
Registered Voters - Total	6,424
Ballots Cast - Total	881
Ballots Cast - Republican Party	810
Ballots Cast - Democratic Party	71
Voter Turnout - Total	13.71%

REP US Senator

Vote For 1

	TOTAL	VOTE %	
Ken Paxton	516	63.78%	
John Cornyn	293	36.22%	
Total Votes Cast	809	100.00%	
Overvotes	0		
Undervotes	1		
Contest Totals	810		

REP Attorney General

Vote For 1

	TOTAL	VOTE %	
Chip Roy	388	48.62%	
Mayer Middleton	410	51.38%	
Total Votes Cast	798	100.00%	
Overvotes	0		
Undervotes	12		
Contest Totals	810		

REP Railroad Commissioner

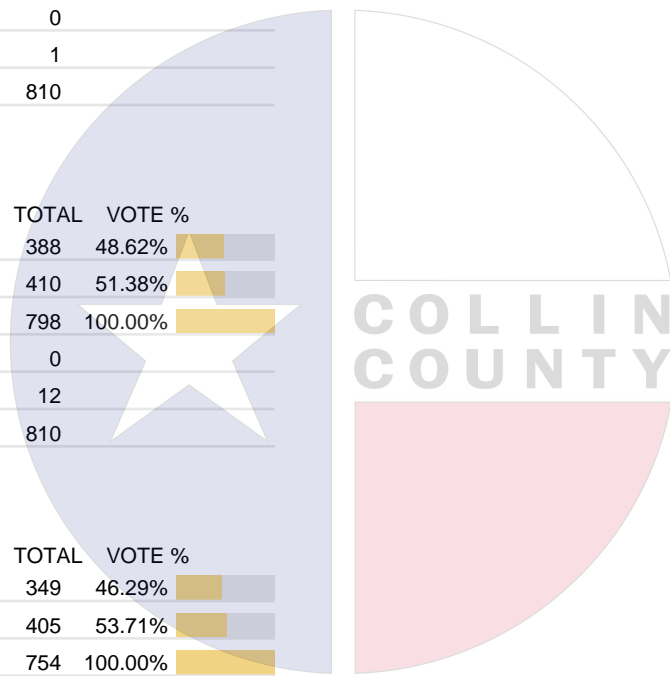
Vote For 1

	TOTAL	VOTE %	
Jim Wright	349	46.29%	
Bo French	405	53.71%	
Total Votes Cast	754	100.00%	
Overvotes	1		
Undervotes	55		
Contest Totals	810		

REP Judge, Court of Criminal Appeals, Place 3

Vote For 1

	TOTAL	VOTE %	
Alison Fox	278	40.35%	
Thomas Smith	411	59.65%	
Total Votes Cast	689	100.00%	
Overvotes	0		
Undervotes	121		
Contest Totals	810		






Collin County Seal
 Watermark Seal for Collin County,
 Collin County Government

PCT 060, 165, 175




DEM Lieutenant Governor

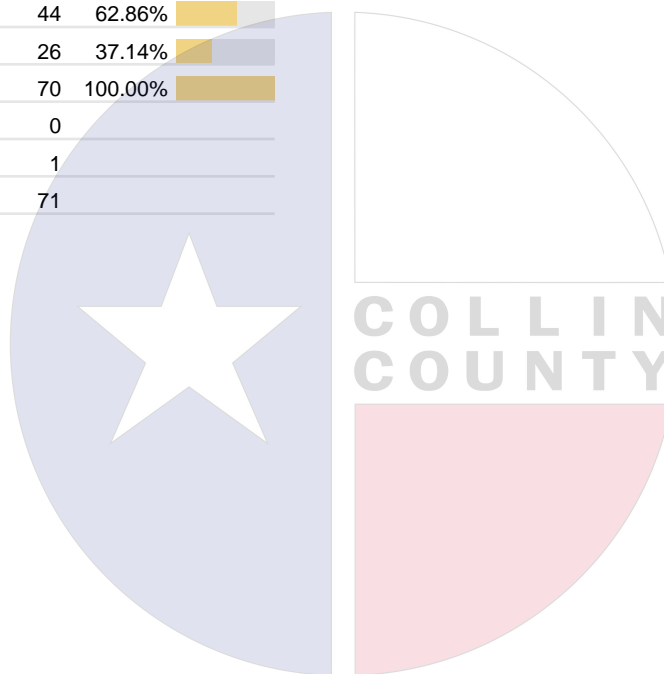
Vote For 1

	TOTAL	VOTE %	
Vikki Goodwin	54	77.14%	
Marcos Isaias Velez	16	22.86%	
Total Votes Cast	70	100.00%	
Overvotes	0		
Undervotes	1		
Contest Totals	71		

DEM Attorney General

Vote For 1

	TOTAL	VOTE %	
Nathan Johnson	44	62.86%	
Joe Jaworski	26	37.14%	
Total Votes Cast	70	100.00%	
Overvotes	0		
Undervotes	1		
Contest Totals	71		



Collin County Seal
 Watermark Seal for Collin County.
 Collin County Government

PCT 064, 069, 076

Statistics	TOTAL
Registered Voters - Total	9,601
Ballots Cast - Total	1,502
Ballots Cast - Republican Party	1,241
Ballots Cast - Democratic Party	261
Voter Turnout - Total	15.64%

REP US Senator

Vote For 1

	TOTAL	VOTE %	
Ken Paxton	718	58.14%	
John Cornyn	517	41.86%	
Total Votes Cast	1,235	100.00%	
Overvotes	0		
Undervotes	6		
Contest Totals	1,241		

REP Attorney General

Vote For 1

	TOTAL	VOTE %	
Chip Roy	689	56.85%	
Mayer Middleton	523	43.15%	
Total Votes Cast	1,212	100.00%	
Overvotes	0		
Undervotes	29		
Contest Totals	1,241		

REP Railroad Commissioner

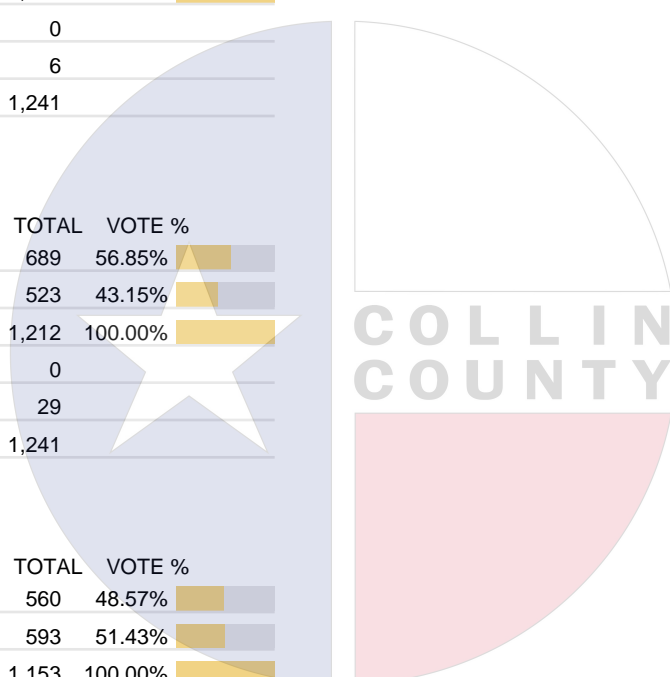
Vote For 1

	TOTAL	VOTE %	
Jim Wright	560	48.57%	
Bo French	593	51.43%	
Total Votes Cast	1,153	100.00%	
Overvotes	0		
Undervotes	88		
Contest Totals	1,241		

REP Judge, Court of Criminal Appeals, Place 3

Vote For 1

	TOTAL	VOTE %	
Alison Fox	442	40.85%	
Thomas Smith	640	59.15%	
Total Votes Cast	1,082	100.00%	
Overvotes	1		
Undervotes	158		
Contest Totals	1,241		



Collin County Seal
 Watermark Seal for Collin County,
 Collin County Government

PCT 064, 069, 076

DEM Lieutenant Governor

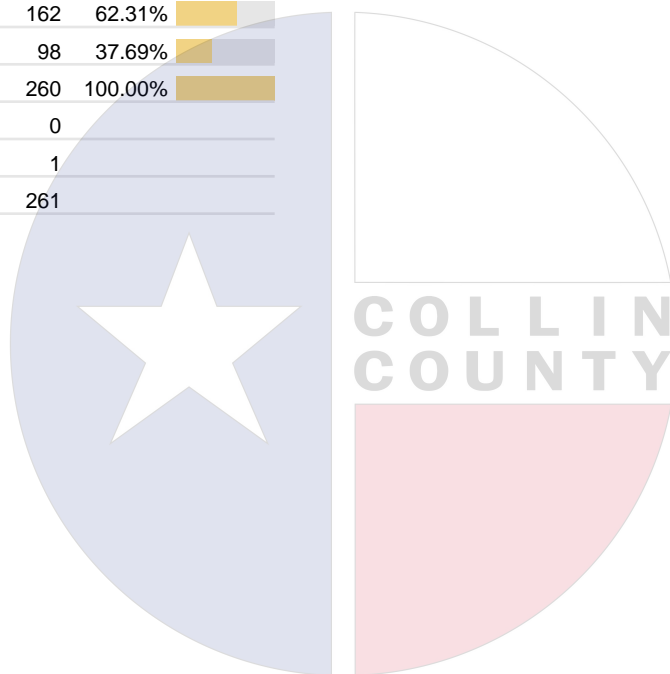
Vote For 1

	TOTAL	VOTE %	
Vikki Goodwin	222	85.71%	
Marcos Isaias Velez	37	14.29%	
Total Votes Cast	259	100.00%	
Overvotes	0		
Undervotes	2		
Contest Totals	261		

DEM Attorney General

Vote For 1

	TOTAL	VOTE %	
Nathan Johnson	162	62.31%	
Joe Jaworski	98	37.69%	
Total Votes Cast	260	100.00%	
Overvotes	0		
Undervotes	1		
Contest Totals	261		



Collin County Seal
 Watermark Seal for Collin County.
 Collin County Government

PCT 073, 088, 115

Statistics	TOTAL
Registered Voters - Total	6,247
Ballots Cast - Total	675
Ballots Cast - Republican Party	496
Ballots Cast - Democratic Party	179
Voter Turnout - Total	10.81%

REP US Senator

Vote For 1

	TOTAL	VOTE %	
Ken Paxton	247	50.51%	
John Cornyn	242	49.49%	
Total Votes Cast	489	100.00%	
Overvotes	2		
Undervotes	5		
Contest Totals	496		

REP Attorney General

Vote For 1

	TOTAL	VOTE %	
Chip Roy	246	51.90%	
Mayer Middleton	228	48.10%	
Total Votes Cast	474	100.00%	
Overvotes	2		
Undervotes	20		
Contest Totals	496		

REP Railroad Commissioner

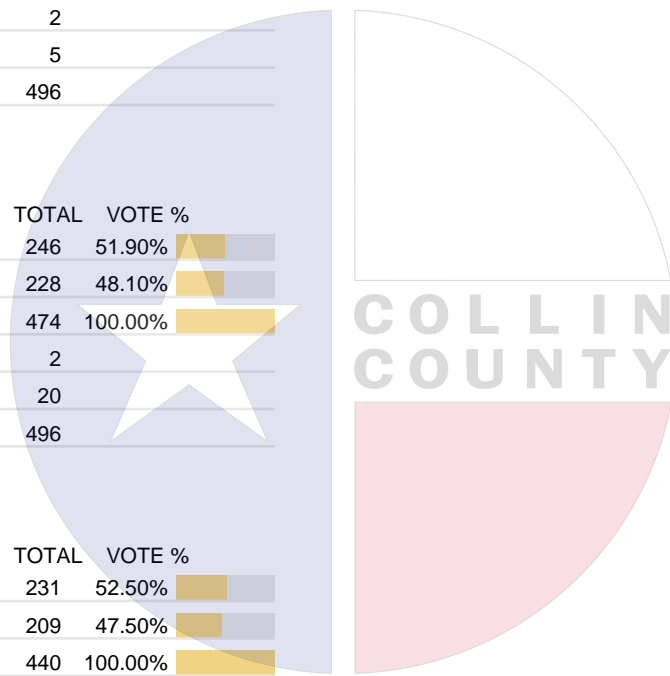
Vote For 1

	TOTAL	VOTE %	
Jim Wright	231	52.50%	
Bo French	209	47.50%	
Total Votes Cast	440	100.00%	
Overvotes	2		
Undervotes	54		
Contest Totals	496		

REP Judge, Court of Criminal Appeals, Place 3

Vote For 1

	TOTAL	VOTE %	
Alison Fox	196	48.16%	
Thomas Smith	211	51.84%	
Total Votes Cast	407	100.00%	
Overvotes	2		
Undervotes	87		
Contest Totals	496		



Collin County Seal
 Watermark Seal for Collin County,
 Collin County Government

PCT 073, 088, 115

DEM Lieutenant Governor

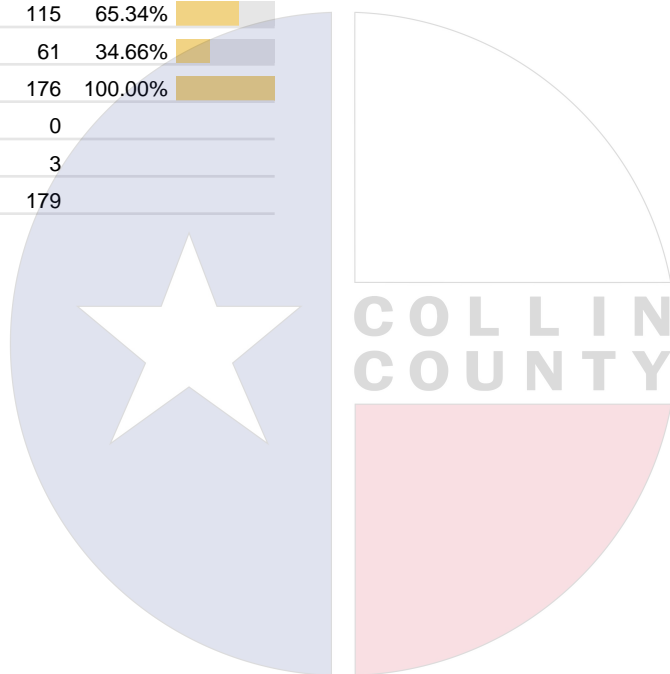
Vote For 1

	TOTAL	VOTE %	
Vikki Goodwin	151	84.36%	
Marcos Isaias Velez	28	15.64%	
Total Votes Cast	179	100.00%	
Overvotes	0		
Undervotes	0		
Contest Totals	179		

DEM Attorney General

Vote For 1

	TOTAL	VOTE %	
Nathan Johnson	115	65.34%	
Joe Jaworski	61	34.66%	
Total Votes Cast	176	100.00%	
Overvotes	0		
Undervotes	3		
Contest Totals	179		



Collin County Seal
 Watermark Seal for Collin County.
 Collin County Government

PCT 077, 085, 091, 267

Statistics	TOTAL
Registered Voters - Total	9,369
Ballots Cast - Total	985
Ballots Cast - Republican Party	760
Ballots Cast - Democratic Party	225
Voter Turnout - Total	10.51%

REP US Senator

Vote For 1

	TOTAL	VOTE %	
Ken Paxton	413	54.49%	
John Cornyn	345	45.51%	
Total Votes Cast	758	100.00%	
Overvotes	0		
Undervotes	2		
Contest Totals	760		

REP Attorney General

Vote For 1

	TOTAL	VOTE %	
Chip Roy	391	52.20%	
Mayer Middleton	358	47.80%	
Total Votes Cast	749	100.00%	
Overvotes	0		
Undervotes	11		
Contest Totals	760		

REP Railroad Commissioner

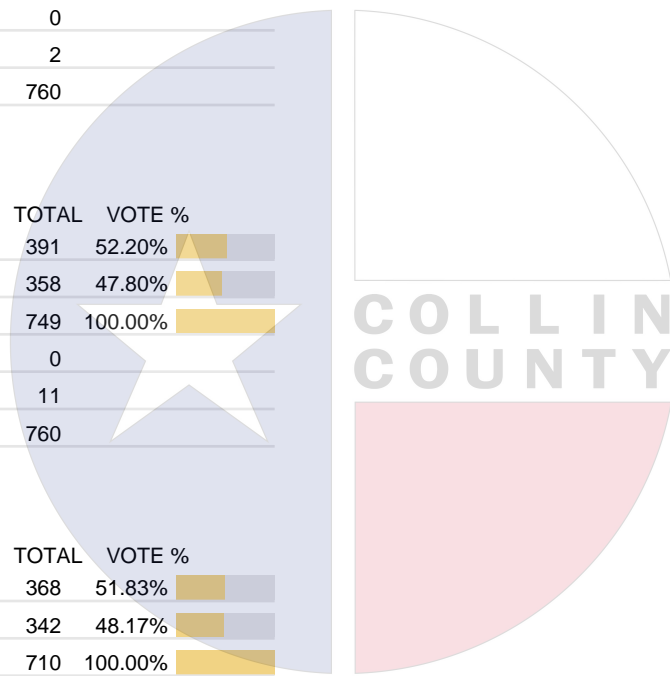
Vote For 1

	TOTAL	VOTE %	
Jim Wright	368	51.83%	
Bo French	342	48.17%	
Total Votes Cast	710	100.00%	
Overvotes	0		
Undervotes	50		
Contest Totals	760		

REP Judge, Court of Criminal Appeals, Place 3

Vote For 1

	TOTAL	VOTE %	
Alison Fox	288	42.48%	
Thomas Smith	390	57.52%	
Total Votes Cast	678	100.00%	
Overvotes	0		
Undervotes	82		
Contest Totals	760		



Collin County Seal
 Watermark Seal for Collin County,
 Collin County Government

PCT 077, 085, 091, 267

DEM Lieutenant Governor

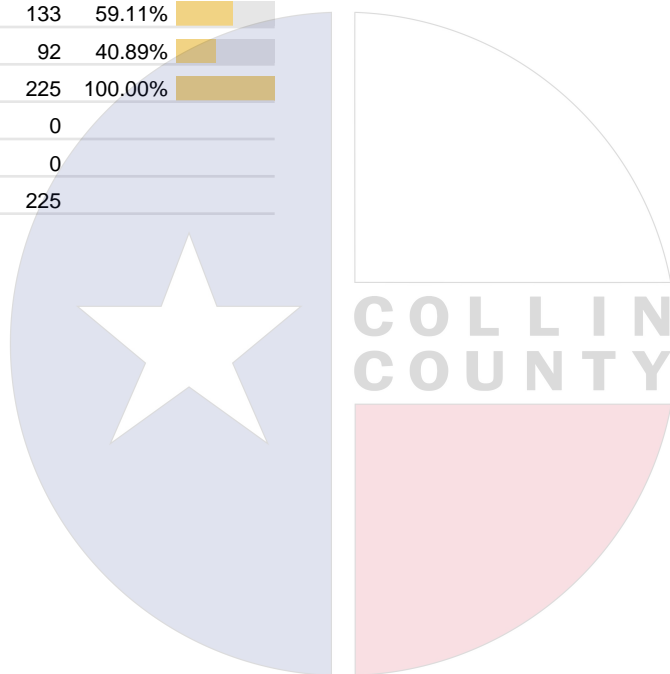
Vote For 1

	TOTAL	VOTE %	
Vikki Goodwin	183	81.33%	
Marcos Isaias Velez	42	18.67%	
Total Votes Cast	225	100.00%	
Overvotes	0		
Undervotes	0		
Contest Totals	225		

DEM Attorney General

Vote For 1

	TOTAL	VOTE %	
Nathan Johnson	133	59.11%	
Joe Jaworski	92	40.89%	
Total Votes Cast	225	100.00%	
Overvotes	0		
Undervotes	0		
Contest Totals	225		



Collin County Seal
 Watermark Seal for Collin County.
 Collin County Government

PCT 079, 142, 164

Statistics	TOTAL
Registered Voters - Total	7,765
Ballots Cast - Total	1,420
Ballots Cast - Republican Party	1,030
Ballots Cast - Democratic Party	390
Voter Turnout - Total	18.29%

REP US Senator

Vote For 1

	TOTAL	VOTE %	
Ken Paxton	433	42.41%	
John Cornyn	588	57.59%	
Total Votes Cast	1,021	100.00%	
Overvotes	3		
Undervotes	6		
Contest Totals	1,030		

REP Attorney General

Vote For 1

	TOTAL	VOTE %	
Chip Roy	484	48.40%	
Mayer Middleton	516	51.60%	
Total Votes Cast	1,000	100.00%	
Overvotes	3		
Undervotes	27		
Contest Totals	1,030		

REP Railroad Commissioner

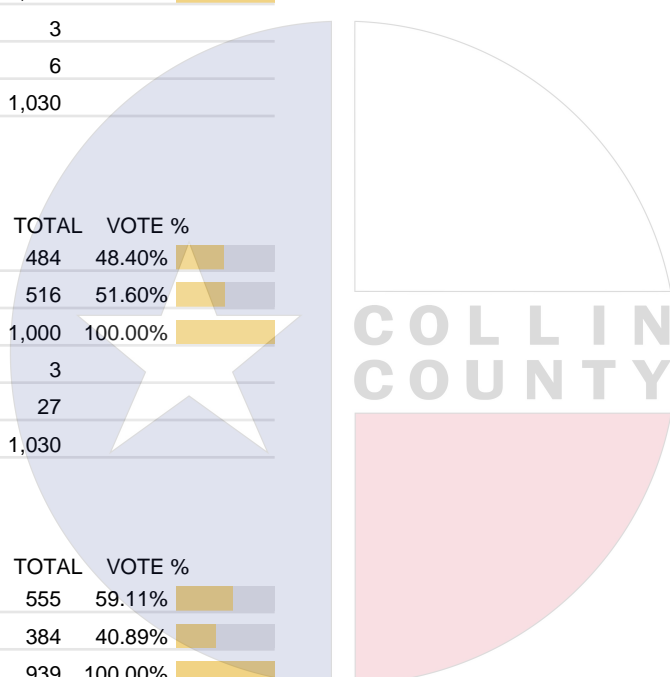
Vote For 1

	TOTAL	VOTE %	
Jim Wright	555	59.11%	
Bo French	384	40.89%	
Total Votes Cast	939	100.00%	
Overvotes	3		
Undervotes	88		
Contest Totals	1,030		

REP Judge, Court of Criminal Appeals, Place 3

Vote For 1

	TOTAL	VOTE %	
Alison Fox	442	50.98%	
Thomas Smith	425	49.02%	
Total Votes Cast	867	100.00%	
Overvotes	3		
Undervotes	160		
Contest Totals	1,030		



Collin County Seal
 Watermark Seal for Collin County,
 Collin County Government

PCT 079, 142, 164

DEM Lieutenant Governor

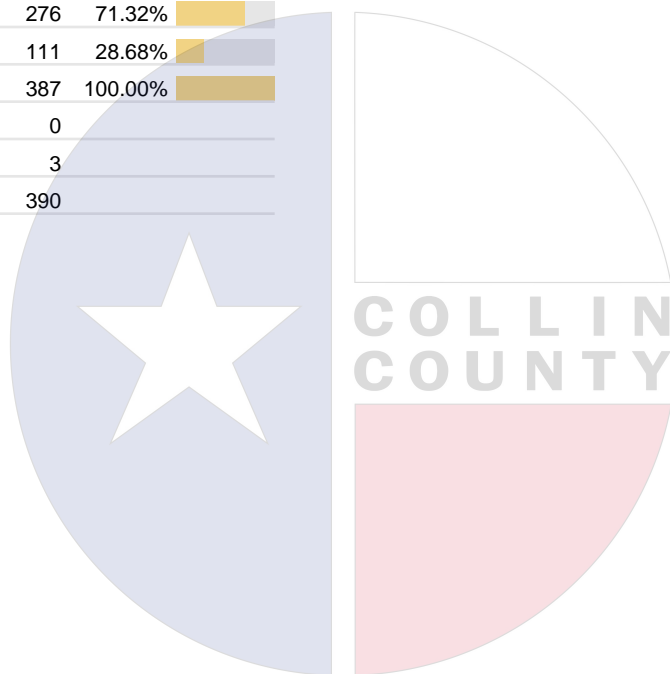
Vote For 1

	TOTAL	VOTE %	
Vikki Goodwin	351	90.23%	
Marcos Isaias Velez	38	9.77%	
Total Votes Cast	389	100.00%	
Overvotes	0		
Undervotes	1		
Contest Totals	390		

DEM Attorney General

Vote For 1

	TOTAL	VOTE %	
Nathan Johnson	276	71.32%	
Joe Jaworski	111	28.68%	
Total Votes Cast	387	100.00%	
Overvotes	0		
Undervotes	3		
Contest Totals	390		



Collin County Seal
 Watermark Seal for Collin County.
 Collin County Government

PCT 080, 095, 145, 151

Statistics	TOTAL
Registered Voters - Total	10,257
Ballots Cast - Total	951
Ballots Cast - Republican Party	766
Ballots Cast - Democratic Party	185
Voter Turnout - Total	9.27%

REP US Senator

Vote For 1

	TOTAL	VOTE %	
Ken Paxton	510	66.75%	
John Cornyn	254	33.25%	
Total Votes Cast	764	100.00%	
Overvotes	1		
Undervotes	1		
Contest Totals	766		

REP Attorney General

Vote For 1

	TOTAL	VOTE %	
Chip Roy	356	47.15%	
Mayer Middleton	399	52.85%	
Total Votes Cast	755	100.00%	
Overvotes	0		
Undervotes	11		
Contest Totals	766		

REP Railroad Commissioner

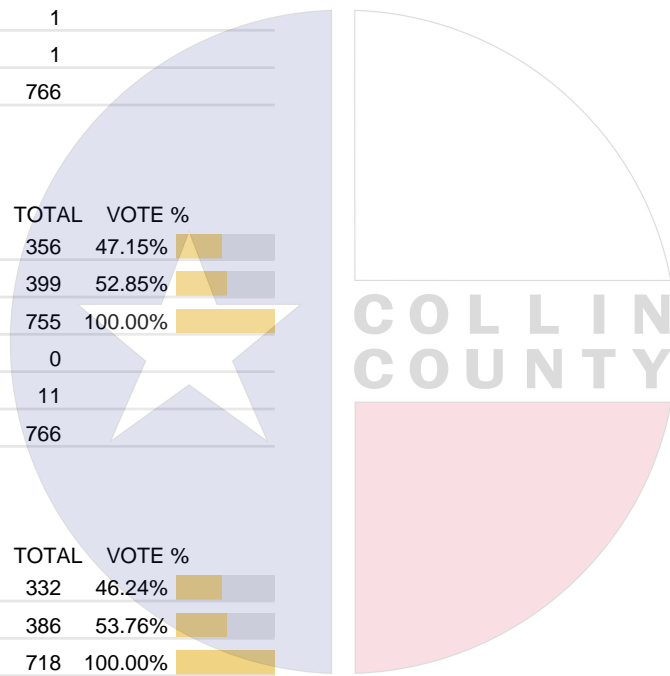
Vote For 1

	TOTAL	VOTE %	
Jim Wright	332	46.24%	
Bo French	386	53.76%	
Total Votes Cast	718	100.00%	
Overvotes	0		
Undervotes	48		
Contest Totals	766		

REP Judge, Court of Criminal Appeals, Place 3

Vote For 1

	TOTAL	VOTE %	
Alison Fox	284	41.70%	
Thomas Smith	397	58.30%	
Total Votes Cast	681	100.00%	
Overvotes	1		
Undervotes	84		
Contest Totals	766		



Collin County Seal
 Watermark Seal for Collin County,
 Collin County Government

PCT 080, 095, 145, 151

DEM Lieutenant Governor

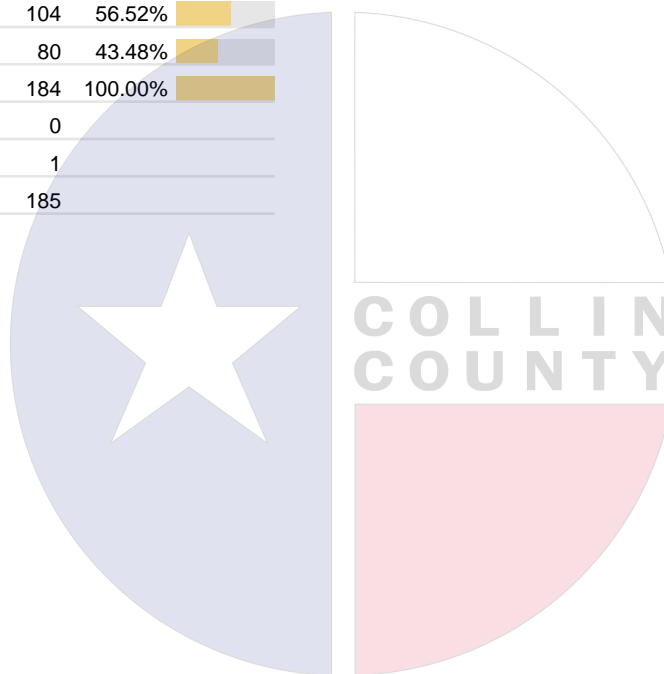
Vote For 1

	TOTAL	VOTE %	
Vikki Goodwin	150	81.97%	
Marcos Isaias Velez	33	18.03%	
Total Votes Cast	183	100.00%	
Overvotes	0		
Undervotes	2		
Contest Totals	185		

DEM Attorney General

Vote For 1

	TOTAL	VOTE %	
Nathan Johnson	104	56.52%	
Joe Jaworski	80	43.48%	
Total Votes Cast	184	100.00%	
Overvotes	0		
Undervotes	1		
Contest Totals	185		



Collin County Seal
 Watermark Seal for Collin County.
 Collin County Government

PCT 081, 112, 137

Statistics	TOTAL
Registered Voters - Total	7,988
Ballots Cast - Total	1,068
Ballots Cast - Republican Party	899
Ballots Cast - Democratic Party	169
Voter Turnout - Total	13.37%

REP US Senator

Vote For 1

	TOTAL	VOTE %	
Ken Paxton	435	48.55%	
John Cornyn	461	51.45%	
Total Votes Cast	896	100.00%	
Overvotes	0		
Undervotes	3		
Contest Totals	899		

REP Attorney General

Vote For 1

	TOTAL	VOTE %	
Chip Roy	411	46.92%	
Mayer Middleton	465	53.08%	
Total Votes Cast	876	100.00%	
Overvotes	0		
Undervotes	23		
Contest Totals	899		

REP Railroad Commissioner

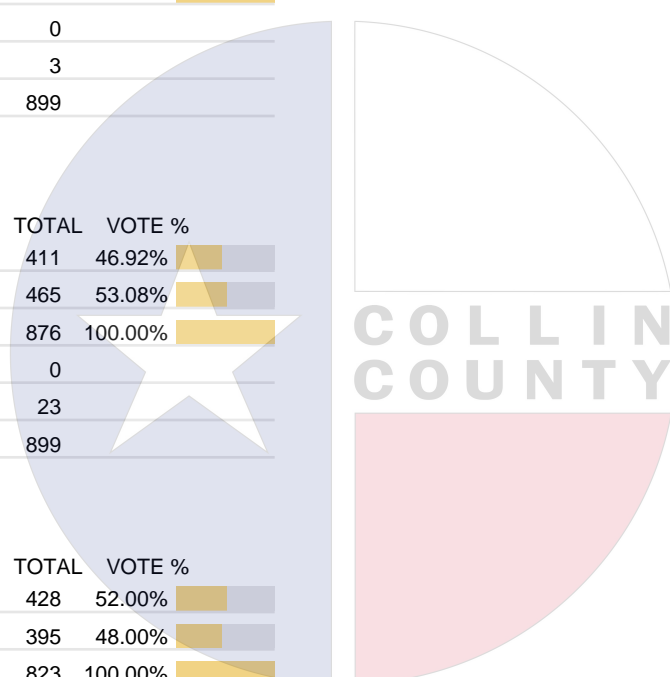
Vote For 1

	TOTAL	VOTE %	
Jim Wright	428	52.00%	
Bo French	395	48.00%	
Total Votes Cast	823	100.00%	
Overvotes	0		
Undervotes	76		
Contest Totals	899		

REP Judge, Court of Criminal Appeals, Place 3

Vote For 1

	TOTAL	VOTE %	
Alison Fox	339	44.78%	
Thomas Smith	418	55.22%	
Total Votes Cast	757	100.00%	
Overvotes	0		
Undervotes	142		
Contest Totals	899		



Collin County Seal
 Watermark Seal for Collin County,
 Collin County Government

PCT 081, 112, 137

REP Justice of the Peace, Precinct No. 4

Vote For 1

	TOTAL	VOTE %	
Randy Farrar	365	49.13%	
Stephen Kallas	378	50.87%	
Total Votes Cast	743	100.00%	
Overvotes	1		
Undervotes	155		
Contest Totals	899		

DEM Lieutenant Governor

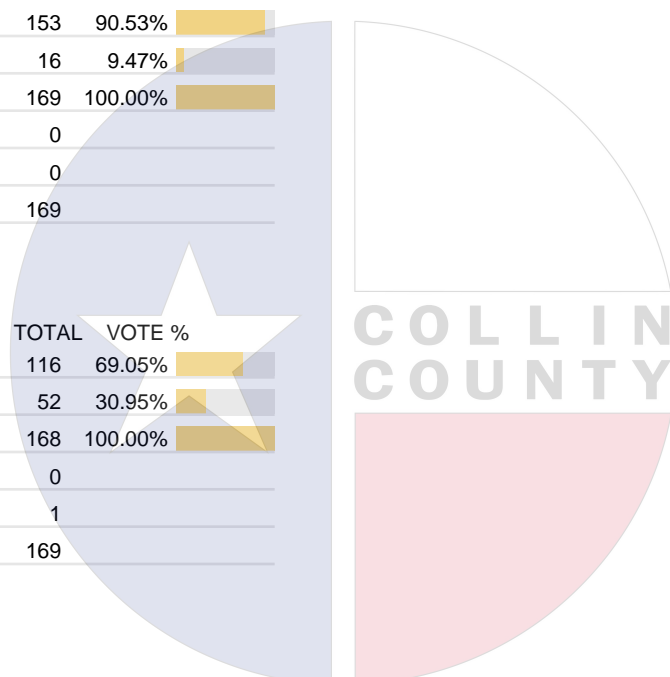
Vote For 1

	TOTAL	VOTE %	
Vikki Goodwin	153	90.53%	
Marcos Isaias Velez	16	9.47%	
Total Votes Cast	169	100.00%	
Overvotes	0		
Undervotes	0		
Contest Totals	169		

DEM Attorney General

Vote For 1

	TOTAL	VOTE %	
Nathan Johnson	116	69.05%	
Joe Jaworski	52	30.95%	
Total Votes Cast	168	100.00%	
Overvotes	0		
Undervotes	1		
Contest Totals	169		



Collin County Seal
 Watermark Seal for Collin County.
 Collin County Government

PCT 086, 108, 124

Statistics	TOTAL
Registered Voters - Total	9,129
Ballots Cast - Total	1,151
Ballots Cast - Republican Party	950
Ballots Cast - Democratic Party	201
Voter Turnout - Total	12.61%

REP US Senator

Vote For 1

	TOTAL	VOTE %	
Ken Paxton	497	52.54%	
John Cornyn	449	47.46%	
Total Votes Cast	946	100.00%	
Overvotes	0		
Undervotes	4		
Contest Totals	950		

REP Attorney General

Vote For 1

	TOTAL	VOTE %	
Chip Roy	478	51.79%	
Mayer Middleton	445	48.21%	
Total Votes Cast	923	100.00%	
Overvotes	0		
Undervotes	27		
Contest Totals	950		

REP Railroad Commissioner

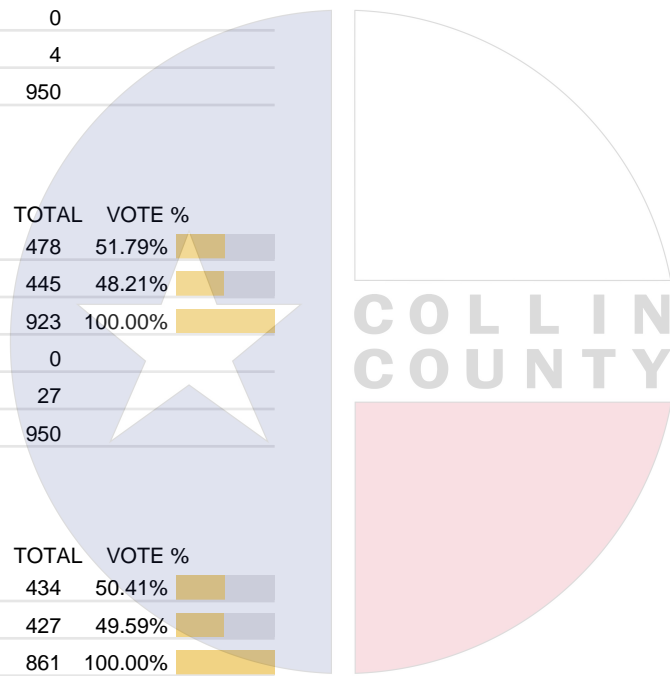
Vote For 1

	TOTAL	VOTE %	
Jim Wright	434	50.41%	
Bo French	427	49.59%	
Total Votes Cast	861	100.00%	
Overvotes	0		
Undervotes	89		
Contest Totals	950		

REP Judge, Court of Criminal Appeals, Place 3

Vote For 1

	TOTAL	VOTE %	
Alison Fox	358	45.61%	
Thomas Smith	427	54.39%	
Total Votes Cast	785	100.00%	
Overvotes	0		
Undervotes	165		
Contest Totals	950		



Collin County Seal
 Watermark Seal for Collin County,
 Collin County Government

PCT 086, 108, 124

REP Justice of the Peace, Precinct No. 4

Vote For 1

	TOTAL	VOTE %	
Randy Farrar	358	47.80%	
Stephen Kallas	391	52.20%	
Total Votes Cast	749	100.00%	
Overvotes	0		
Undervotes	201		
Contest Totals	950		

DEM Lieutenant Governor

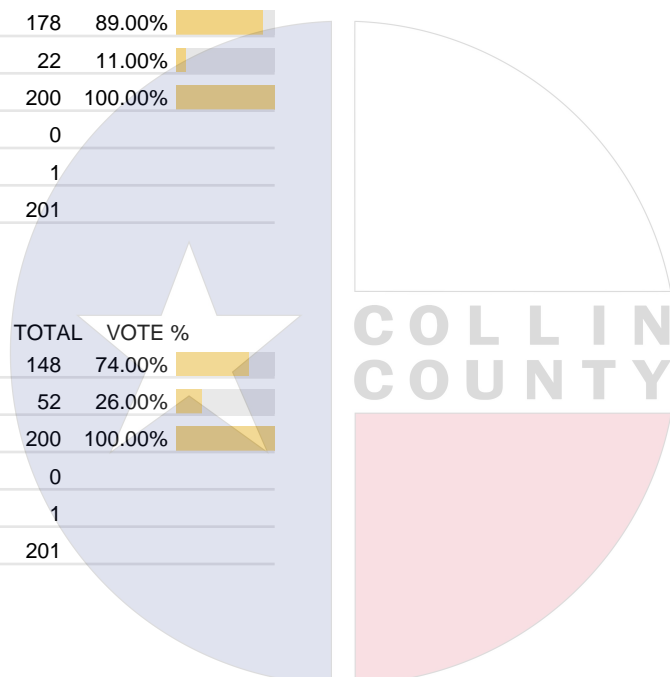
Vote For 1

	TOTAL	VOTE %	
Vikki Goodwin	178	89.00%	
Marcos Isaias Velez	22	11.00%	
Total Votes Cast	200	100.00%	
Overvotes	0		
Undervotes	1		
Contest Totals	201		

DEM Attorney General

Vote For 1

	TOTAL	VOTE %	
Nathan Johnson	148	74.00%	
Joe Jaworski	52	26.00%	
Total Votes Cast	200	100.00%	
Overvotes	0		
Undervotes	1		
Contest Totals	201		



Collin County Seal
 Watermark Seal for Collin County.
 Collin County Government

PCT 087, 234, 244

Statistics	TOTAL
Registered Voters - Total	10,367
Ballots Cast - Total	818
Ballots Cast - Republican Party	676
Ballots Cast - Democratic Party	142
Voter Turnout - Total	7.89%

REP US Senator

Vote For 1

	TOTAL	VOTE %	
Ken Paxton	385	57.12%	
John Cornyn	289	42.88%	
Total Votes Cast	674	100.00%	
Overvotes	0		
Undervotes	2		
Contest Totals	676		

REP Attorney General

Vote For 1

	TOTAL	VOTE %	
Chip Roy	348	54.98%	
Mayer Middleton	285	45.02%	
Total Votes Cast	633	100.00%	
Overvotes	0		
Undervotes	43		
Contest Totals	676		

REP Railroad Commissioner

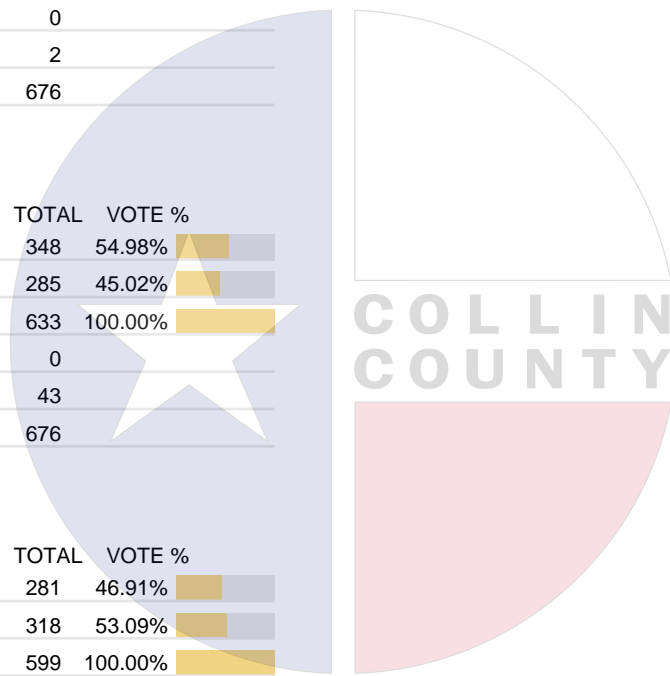
Vote For 1

	TOTAL	VOTE %	
Jim Wright	281	46.91%	
Bo French	318	53.09%	
Total Votes Cast	599	100.00%	
Overvotes	0		
Undervotes	77		
Contest Totals	676		

REP Judge, Court of Criminal Appeals, Place 3

Vote For 1

	TOTAL	VOTE %	
Alison Fox	218	39.14%	
Thomas Smith	339	60.86%	
Total Votes Cast	557	100.00%	
Overvotes	0		
Undervotes	119		
Contest Totals	676		



Collin County Seal
 Watermark Seal for Collin County,
 Collin County Government

PCT 087, 234, 244

REP Justice of the Peace, Precinct No. 4

Vote For 1

	TOTAL	VOTE %	
Randy Farrar	359	65.04%	
Stephen Kallas	193	34.96%	
Total Votes Cast	552	100.00%	
Overvotes	0		
Undervotes	124		
Contest Totals	676		

DEM Lieutenant Governor

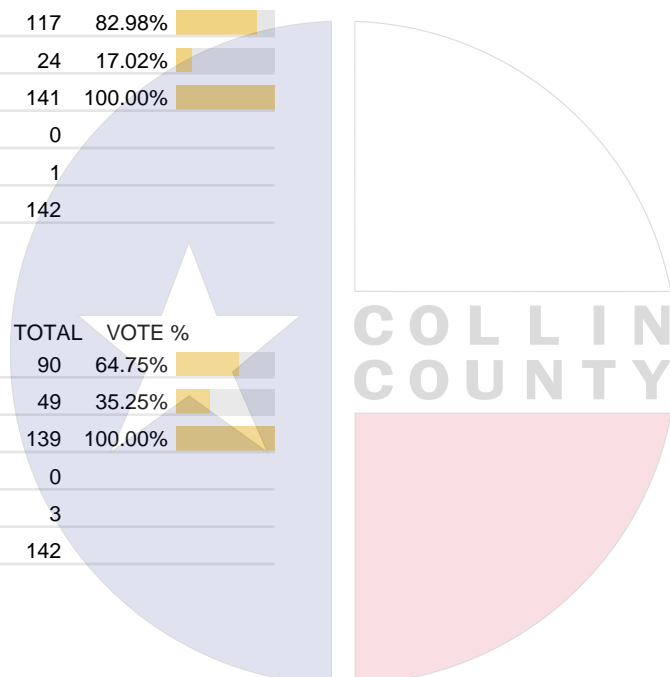
Vote For 1

	TOTAL	VOTE %	
Vikki Goodwin	117	82.98%	
Marcos Isaias Velez	24	17.02%	
Total Votes Cast	141	100.00%	
Overvotes	0		
Undervotes	1		
Contest Totals	142		

DEM Attorney General

Vote For 1

	TOTAL	VOTE %	
Nathan Johnson	90	64.75%	
Joe Jaworski	49	35.25%	
Total Votes Cast	139	100.00%	
Overvotes	0		
Undervotes	3		
Contest Totals	142		



Collin County Seal
 Watermark Seal for Collin County.
 Collin County Government

PCT 089, 235

Statistics	TOTAL
Registered Voters - Total	5,104
Ballots Cast - Total	561
Ballots Cast - Republican Party	486
Ballots Cast - Democratic Party	75
Voter Turnout - Total	10.99%

REP US Senator

Vote For 1

	TOTAL	VOTE %	
Ken Paxton	272	56.20%	
John Cornyn	212	43.80%	
Total Votes Cast	484	100.00%	
Overvotes	0		
Undervotes	2		
Contest Totals	486		

REP Attorney General

Vote For 1

	TOTAL	VOTE %	
Chip Roy	223	46.85%	
Mayer Middleton	253	53.15%	
Total Votes Cast	476	100.00%	
Overvotes	0		
Undervotes	10		
Contest Totals	486		

REP Railroad Commissioner

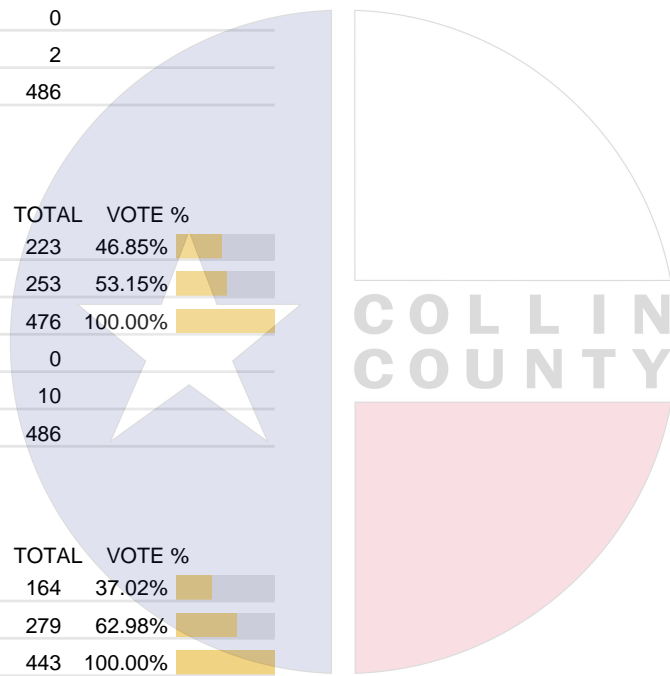
Vote For 1

	TOTAL	VOTE %	
Jim Wright	164	37.02%	
Bo French	279	62.98%	
Total Votes Cast	443	100.00%	
Overvotes	0		
Undervotes	43		
Contest Totals	486		

REP Judge, Court of Criminal Appeals, Place 3

Vote For 1

	TOTAL	VOTE %	
Alison Fox	170	40.87%	
Thomas Smith	246	59.13%	
Total Votes Cast	416	100.00%	
Overvotes	1		
Undervotes	69		
Contest Totals	486		



Collin County Seal
 Watermark Seal for Collin County,
 Collin County Government

PCT 089, 235

REP Justice of the Peace, Precinct No. 4

Vote For 1

	TOTAL	VOTE %	
Randy Farrar	209	52.25%	
Stephen Kallas	191	47.75%	
Total Votes Cast	400	100.00%	
Overvotes	0		
Undervotes	86		
Contest Totals	486		

DEM Lieutenant Governor

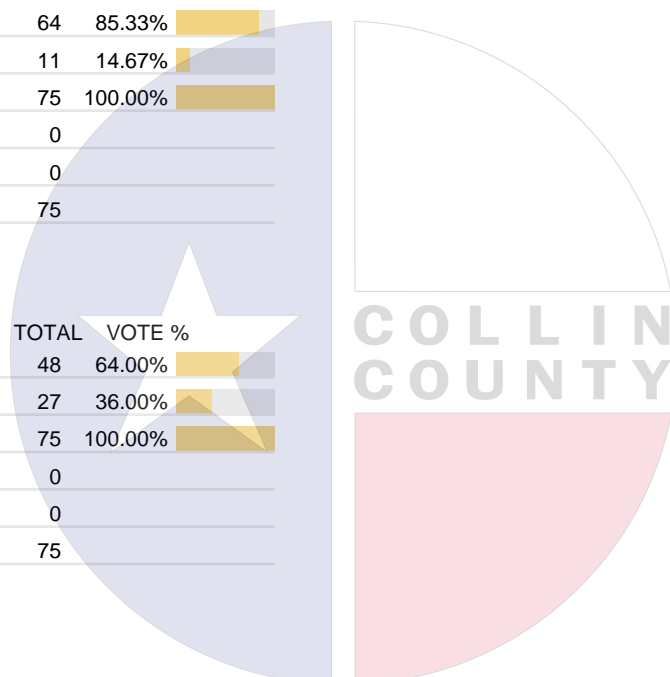
Vote For 1

	TOTAL	VOTE %	
Vikki Goodwin	64	85.33%	
Marcos Isaias Velez	11	14.67%	
Total Votes Cast	75	100.00%	
Overvotes	0		
Undervotes	0		
Contest Totals	75		

DEM Attorney General

Vote For 1

	TOTAL	VOTE %	
Nathan Johnson	48	64.00%	
Joe Jaworski	27	36.00%	
Total Votes Cast	75	100.00%	
Overvotes	0		
Undervotes	0		
Contest Totals	75		



Collin County Seal
 Watermark Seal for Collin County.
 Collin County Government

PCT 090, 123, 143

Statistics	TOTAL
Registered Voters - Total	7,259
Ballots Cast - Total	1,226
Ballots Cast - Republican Party	1,124
Ballots Cast - Democratic Party	102
Voter Turnout - Total	16.89%

REP US Senator

Vote For 1

	TOTAL	VOTE %	
Ken Paxton	511	45.54%	
John Cornyn	611	54.46%	
Total Votes Cast	1,122	100.00%	
Overvotes	0		
Undervotes	2		
Contest Totals	1,124		

REP Attorney General

Vote For 1

	TOTAL	VOTE %	
Chip Roy	562	51.47%	
Mayer Middleton	530	48.53%	
Total Votes Cast	1,092	100.00%	
Overvotes	0		
Undervotes	32		
Contest Totals	1,124		

REP Railroad Commissioner

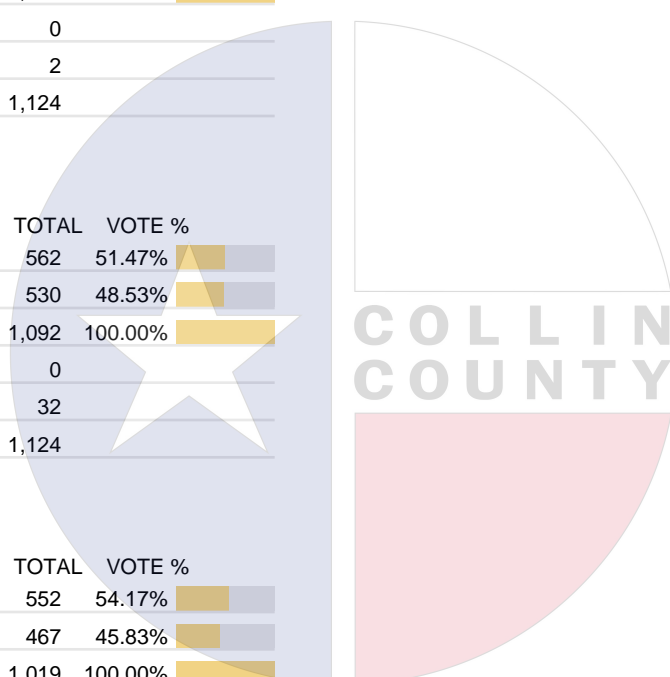
Vote For 1

	TOTAL	VOTE %	
Jim Wright	552	54.17%	
Bo French	467	45.83%	
Total Votes Cast	1,019	100.00%	
Overvotes	0		
Undervotes	105		
Contest Totals	1,124		

REP Judge, Court of Criminal Appeals, Place 3

Vote For 1

	TOTAL	VOTE %	
Alison Fox	430	46.54%	
Thomas Smith	494	53.46%	
Total Votes Cast	924	100.00%	
Overvotes	0		
Undervotes	200		
Contest Totals	1,124		



Collin County Seal
 Watermark Seal for Collin County,
 Collin County Government

PCT 090, 123, 143

REP Justice of the Peace, Precinct No. 4

Vote For 1

	TOTAL	VOTE %	
Randy Farrar	356	40.92%	
Stephen Kallas	514	59.08%	
Total Votes Cast	870	100.00%	
Overvotes	0		
Undervotes	254		
Contest Totals	1,124		

DEM Lieutenant Governor

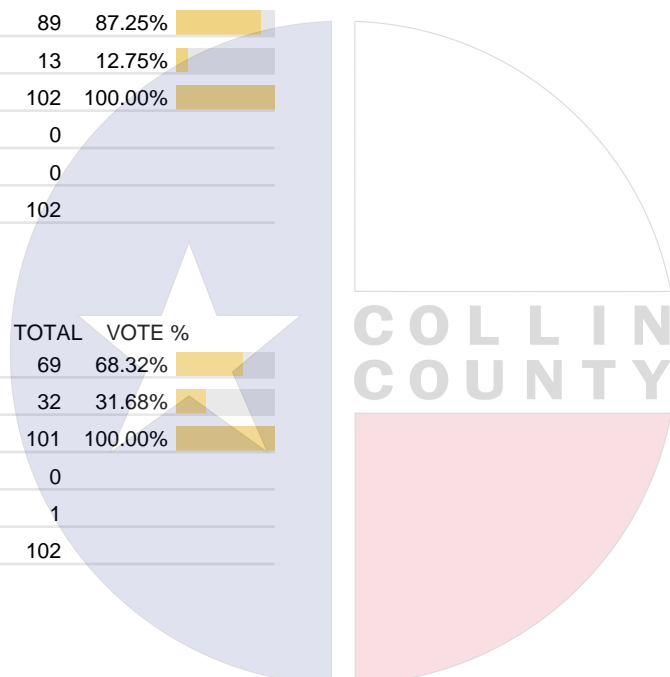
Vote For 1

	TOTAL	VOTE %	
Vikki Goodwin	89	87.25%	
Marcos Isaias Velez	13	12.75%	
Total Votes Cast	102	100.00%	
Overvotes	0		
Undervotes	0		
Contest Totals	102		

DEM Attorney General

Vote For 1

	TOTAL	VOTE %	
Nathan Johnson	69	68.32%	
Joe Jaworski	32	31.68%	
Total Votes Cast	101	100.00%	
Overvotes	0		
Undervotes	1		
Contest Totals	102		



Collin County Seal
 Watermark Seal for Collin County.
 Collin County Government

PCT 094, 110, 125, 258

Statistics	TOTAL
Registered Voters - Total	12,146
Ballots Cast - Total	1,475
Ballots Cast - Republican Party	1,176
Ballots Cast - Democratic Party	299
Voter Turnout - Total	12.14%

REP US Senator

Vote For 1

	TOTAL	VOTE %	
Ken Paxton	655	55.79%	
John Cornyn	519	44.21%	
Total Votes Cast	1,174	100.00%	
Overvotes	0		
Undervotes	2		
Contest Totals	1,176		

REP Attorney General

Vote For 1

	TOTAL	VOTE %	
Chip Roy	589	51.26%	
Mayer Middleton	560	48.74%	
Total Votes Cast	1,149	100.00%	
Overvotes	0		
Undervotes	27		
Contest Totals	1,176		

REP Railroad Commissioner

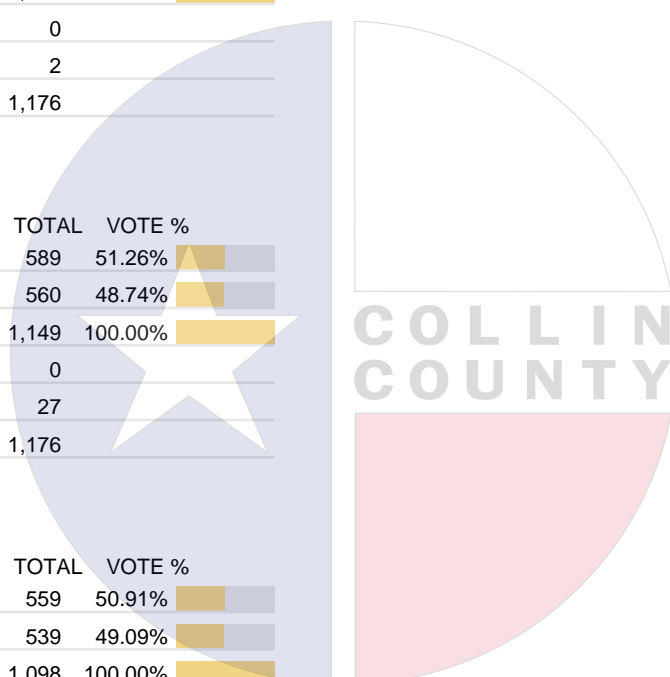
Vote For 1

	TOTAL	VOTE %	
Jim Wright	559	50.91%	
Bo French	539	49.09%	
Total Votes Cast	1,098	100.00%	
Overvotes	0		
Undervotes	78		
Contest Totals	1,176		

REP Judge, Court of Criminal Appeals, Place 3

Vote For 1

	TOTAL	VOTE %	
Alison Fox	461	44.67%	
Thomas Smith	571	55.33%	
Total Votes Cast	1,032	100.00%	
Overvotes	0		
Undervotes	144		
Contest Totals	1,176		



Collin County Seal
 Watermark Seal for Collin County,
 Collin County Government

PCT 094, 110, 125, 258

DEM Lieutenant Governor

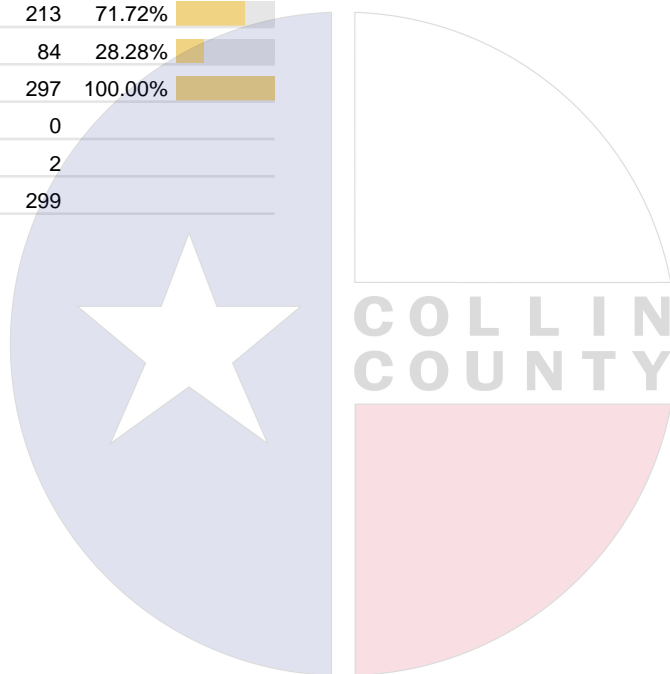
Vote For 1

	TOTAL	VOTE %	
Vikki Goodwin	241	80.87%	
Marcos Isaias Velez	57	19.13%	
Total Votes Cast	298	100.00%	
Overvotes	0		
Undervotes	1		
Contest Totals	299		

DEM Attorney General

Vote For 1

	TOTAL	VOTE %	
Nathan Johnson	213	71.72%	
Joe Jaworski	84	28.28%	
Total Votes Cast	297	100.00%	
Overvotes	0		
Undervotes	2		
Contest Totals	299		



Collin County Seal
 Watermark Seal for Collin County.
 Collin County Government

PCT 101, 177, 184

Statistics	TOTAL
Registered Voters - Total	11,120
Ballots Cast - Total	858
Ballots Cast - Republican Party	738
Ballots Cast - Democratic Party	120
Voter Turnout - Total	7.72%

REP US Senator

Vote For 1

	TOTAL	VOTE %	
Ken Paxton	506	68.75%	
John Cornyn	230	31.25%	
Total Votes Cast	736	100.00%	
Overvotes	0		
Undervotes	2		
Contest Totals	738		

REP Attorney General

Vote For 1

	TOTAL	VOTE %	
Chip Roy	319	44.62%	
Mayer Middleton	396	55.38%	
Total Votes Cast	715	100.00%	
Overvotes	1		
Undervotes	22		
Contest Totals	738		

REP Railroad Commissioner

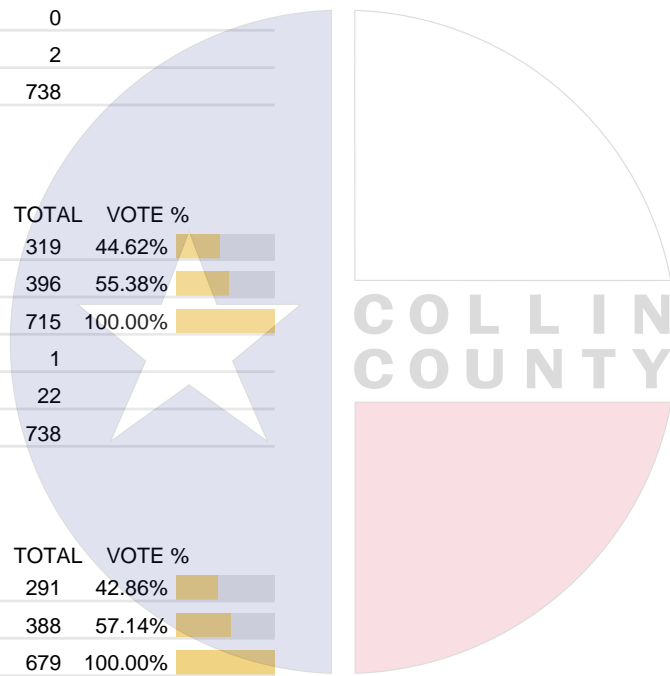
Vote For 1

	TOTAL	VOTE %	
Jim Wright	291	42.86%	
Bo French	388	57.14%	
Total Votes Cast	679	100.00%	
Overvotes	0		
Undervotes	59		
Contest Totals	738		

REP Judge, Court of Criminal Appeals, Place 3

Vote For 1

	TOTAL	VOTE %	
Alison Fox	224	35.11%	
Thomas Smith	414	64.89%	
Total Votes Cast	638	100.00%	
Overvotes	0		
Undervotes	100		
Contest Totals	738		



Collin County Seal
 Watermark Seal for Collin County,
 Collin County Government

PCT 101, 177, 184

REP Justice of the Peace, Precinct No. 4

Vote For 1

	TOTAL	VOTE %	
Randy Farrar	303	50.25%	
Stephen Kallas	300	49.75%	
Total Votes Cast	603	100.00%	
Overvotes	0		
Undervotes	135		
Contest Totals	738		

DEM Lieutenant Governor

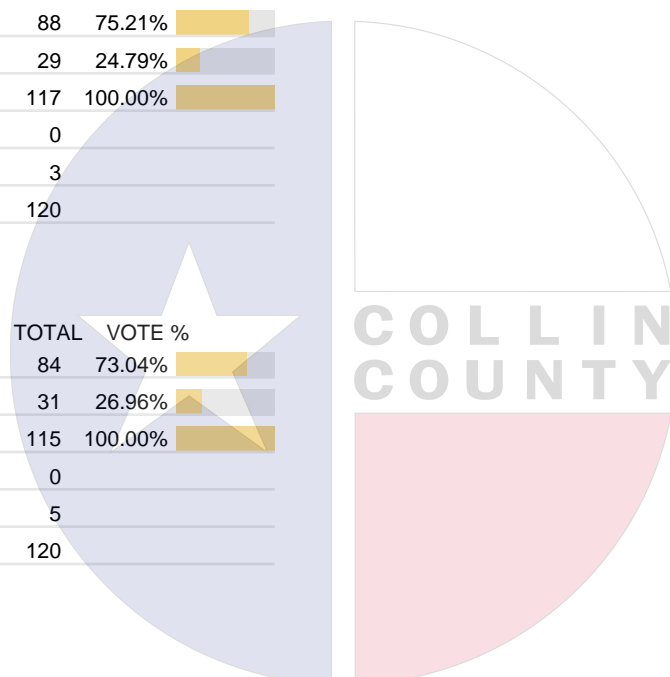
Vote For 1

	TOTAL	VOTE %	
Vikki Goodwin	88	75.21%	
Marcos Isaias Velez	29	24.79%	
Total Votes Cast	117	100.00%	
Overvotes	0		
Undervotes	3		
Contest Totals	120		

DEM Attorney General

Vote For 1

	TOTAL	VOTE %	
Nathan Johnson	84	73.04%	
Joe Jaworski	31	26.96%	
Total Votes Cast	115	100.00%	
Overvotes	0		
Undervotes	5		
Contest Totals	120		



Collin County Seal
 Watermark Seal for Collin County.
 Collin County Government

PCT 107, 119, 246

Statistics	TOTAL
Registered Voters - Total	8,449
Ballots Cast - Total	1,312
Ballots Cast - Republican Party	1,058
Ballots Cast - Democratic Party	254
Voter Turnout - Total	15.53%

REP US Senator

Vote For 1

	TOTAL	VOTE %	
Ken Paxton	612	57.95%	
John Cornyn	444	42.05%	
Total Votes Cast	1,056	100.00%	
Overvotes	0		
Undervotes	2		
Contest Totals	1,058		

REP Attorney General

Vote For 1

	TOTAL	VOTE %	
Chip Roy	546	52.55%	
Mayer Middleton	493	47.45%	
Total Votes Cast	1,039	100.00%	
Overvotes	0		
Undervotes	19		
Contest Totals	1,058		

REP Railroad Commissioner

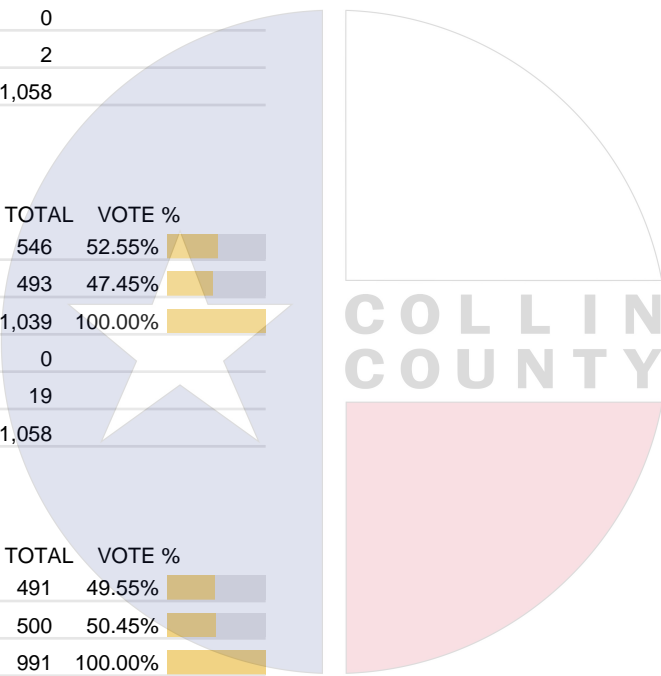
Vote For 1

	TOTAL	VOTE %	
Jim Wright	491	49.55%	
Bo French	500	50.45%	
Total Votes Cast	991	100.00%	
Overvotes	0		
Undervotes	67		
Contest Totals	1,058		

REP Judge, Court of Criminal Appeals, Place 3

Vote For 1

	TOTAL	VOTE %	
Alison Fox	373	40.41%	
Thomas Smith	550	59.59%	
Total Votes Cast	923	100.00%	
Overvotes	0		
Undervotes	135		
Contest Totals	1,058		



Collin County Seal
 Watermark Seal for Collin County,
 Collin County Government

PCT 107, 119, 246

DEM Lieutenant Governor

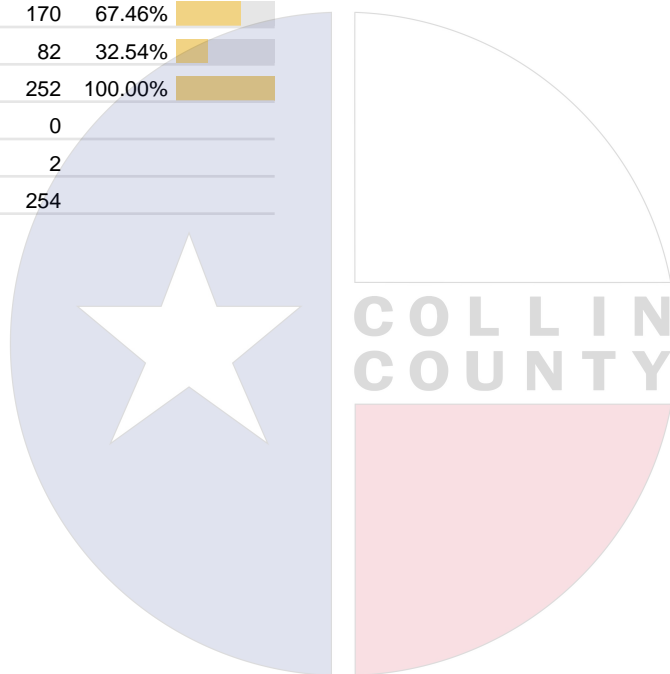
Vote For 1

	TOTAL	VOTE %	
Vikki Goodwin	215	84.65%	
Marcos Isaias Velez	39	15.35%	
Total Votes Cast	254	100.00%	
Overvotes	0		
Undervotes	0		
Contest Totals	254		

DEM Attorney General

Vote For 1

	TOTAL	VOTE %	
Nathan Johnson	170	67.46%	
Joe Jaworski	82	32.54%	
Total Votes Cast	252	100.00%	
Overvotes	0		
Undervotes	2		
Contest Totals	254		



Collin County Seal
 Watermark Seal for Collin County.
 Collin County Government

PCT 109, 116, 176

Statistics	TOTAL
Registered Voters - Total	13,690
Ballots Cast - Total	1,604
Ballots Cast - Republican Party	1,383
Ballots Cast - Democratic Party	221
Voter Turnout - Total	11.72%

REP US Senator

Vote For 1

	TOTAL	VOTE %	
Ken Paxton	691	50.11%	
John Cornyn	688	49.89%	
Total Votes Cast	1,379	100.00%	
Overvotes	0		
Undervotes	4		
Contest Totals	1,383		

REP Attorney General

Vote For 1

	TOTAL	VOTE %	
Chip Roy	636	47.96%	
Mayer Middleton	690	52.04%	
Total Votes Cast	1,326	100.00%	
Overvotes	0		
Undervotes	57		
Contest Totals	1,383		

REP Railroad Commissioner

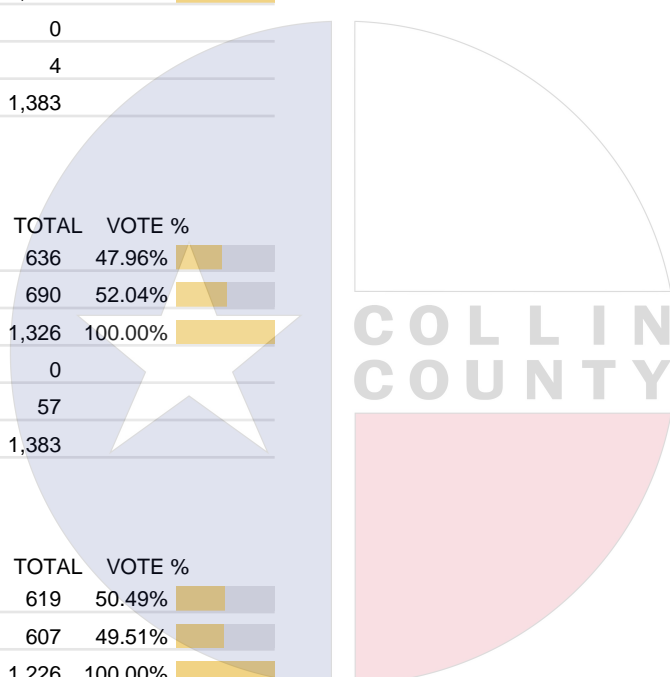
Vote For 1

	TOTAL	VOTE %	
Jim Wright	619	50.49%	
Bo French	607	49.51%	
Total Votes Cast	1,226	100.00%	
Overvotes	0		
Undervotes	157		
Contest Totals	1,383		

REP Judge, Court of Criminal Appeals, Place 3

Vote For 1

	TOTAL	VOTE %	
Alison Fox	468	41.53%	
Thomas Smith	659	58.47%	
Total Votes Cast	1,127	100.00%	
Overvotes	0		
Undervotes	256		
Contest Totals	1,383		



Collin County Seal
 Watermark Seal for Collin County,
 Collin County Government

PCT 109, 116, 176

REP Justice of the Peace, Precinct No. 4

Vote For 1

	TOTAL	VOTE %	
Randy Farrar	435	40.92%	
Stephen Kallas	628	59.08%	
Total Votes Cast	1,063	100.00%	
Overvotes	0		
Undervotes	320		
Contest Totals	1,383		

DEM Lieutenant Governor

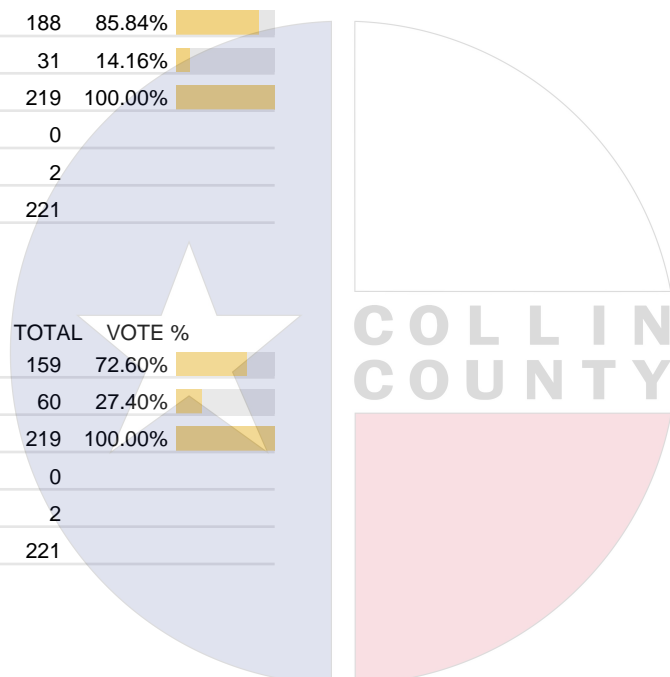
Vote For 1

	TOTAL	VOTE %	
Vikki Goodwin	188	85.84%	
Marcos Isaias Velez	31	14.16%	
Total Votes Cast	219	100.00%	
Overvotes	0		
Undervotes	2		
Contest Totals	221		

DEM Attorney General

Vote For 1

	TOTAL	VOTE %	
Nathan Johnson	159	72.60%	
Joe Jaworski	60	27.40%	
Total Votes Cast	219	100.00%	
Overvotes	0		
Undervotes	2		
Contest Totals	221		



Collin County Seal
 Watermark Seal for Collin County.
 Collin County Government

PCT 111, 117, 245

Statistics	TOTAL
Registered Voters - Total	9,855
Ballots Cast - Total	1,007
Ballots Cast - Republican Party	847
Ballots Cast - Democratic Party	160
Voter Turnout - Total	10.22%

REP US Senator

Vote For 1

	TOTAL	VOTE %	
Ken Paxton	553	65.37%	
John Cornyn	293	34.63%	
Total Votes Cast	846	100.00%	
Overvotes	0		
Undervotes	1		
Contest Totals	847		

REP Attorney General

Vote For 1

	TOTAL	VOTE %	
Chip Roy	387	47.02%	
Mayer Middleton	436	52.98%	
Total Votes Cast	823	100.00%	
Overvotes	0		
Undervotes	24		
Contest Totals	847		

REP Railroad Commissioner

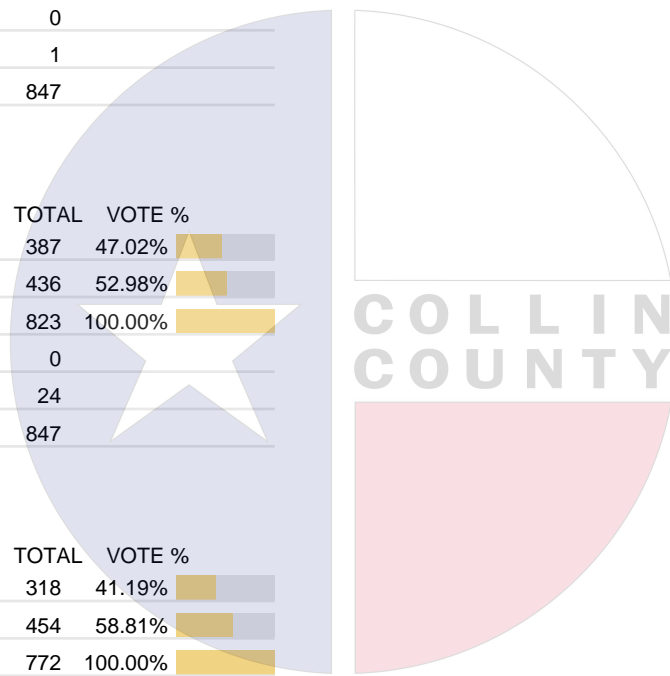
Vote For 1

	TOTAL	VOTE %	
Jim Wright	318	41.19%	
Bo French	454	58.81%	
Total Votes Cast	772	100.00%	
Overvotes	0		
Undervotes	75		
Contest Totals	847		

REP Judge, Court of Criminal Appeals, Place 3

Vote For 1

	TOTAL	VOTE %	
Alison Fox	256	35.80%	
Thomas Smith	459	64.20%	
Total Votes Cast	715	100.00%	
Overvotes	0		
Undervotes	132		
Contest Totals	847		



Collin County Seal
 Watermark Seal for Collin County,
 Collin County Government

PCT 111, 117, 245

REP Justice of the Peace, Precinct No. 4

Vote For 1

	TOTAL	VOTE %	
Randy Farrar	351	52.23%	
Stephen Kallas	321	47.77%	
Total Votes Cast	672	100.00%	
Overvotes	0		
Undervotes	175		
Contest Totals	847		

DEM Lieutenant Governor

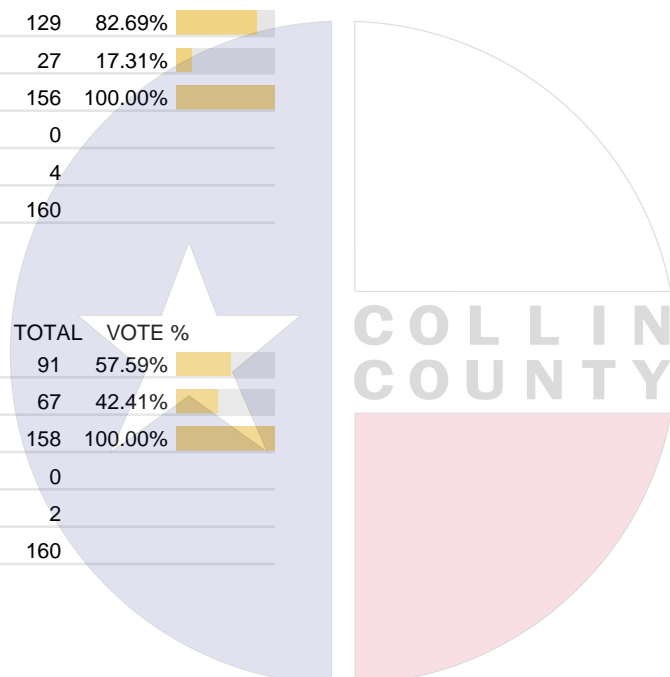
Vote For 1

	TOTAL	VOTE %	
Vikki Goodwin	129	82.69%	
Marcos Isaias Velez	27	17.31%	
Total Votes Cast	156	100.00%	
Overvotes	0		
Undervotes	4		
Contest Totals	160		

DEM Attorney General

Vote For 1

	TOTAL	VOTE %	
Nathan Johnson	91	57.59%	
Joe Jaworski	67	42.41%	
Total Votes Cast	158	100.00%	
Overvotes	0		
Undervotes	2		
Contest Totals	160		



Collin County Seal
 Watermark Seal for Collin County.
 Collin County Government

PCT 114

Statistics

TOTAL

Registered Voters - Total	5,166
Ballots Cast - Total	330
Ballots Cast - Republican Party	286
Ballots Cast - Democratic Party	44
Voter Turnout - Total	6.39%

REP US Senator

Vote For 1

	TOTAL	VOTE %	
Ken Paxton	209	73.08%	
John Cornyn	77	26.92%	
Total Votes Cast	286	100.00%	
Overvotes	0		
Undervotes	0		
Contest Totals	286		

REP Attorney General

Vote For 1

	TOTAL	VOTE %	
Chip Roy	141	49.65%	
Mayer Middleton	143	50.35%	
Total Votes Cast	284	100.00%	
Overvotes	0		
Undervotes	2		
Contest Totals	286		

REP Railroad Commissioner

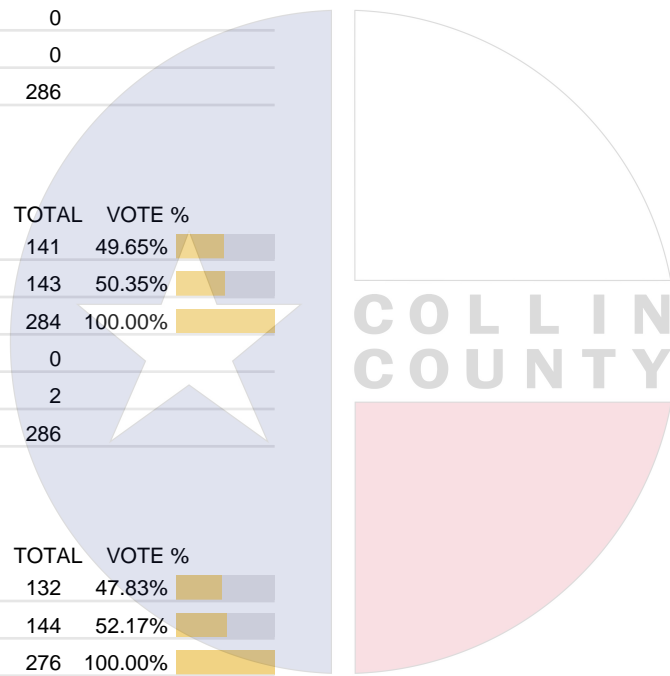
Vote For 1

	TOTAL	VOTE %	
Jim Wright	132	47.83%	
Bo French	144	52.17%	
Total Votes Cast	276	100.00%	
Overvotes	0		
Undervotes	10		
Contest Totals	286		

REP Judge, Court of Criminal Appeals, Place 3

Vote For 1

	TOTAL	VOTE %	
Alison Fox	88	33.21%	
Thomas Smith	177	66.79%	
Total Votes Cast	265	100.00%	
Overvotes	0		
Undervotes	21		
Contest Totals	286		



Collin County Seal
 Watermark Seal for Collin County,
 Collin County Government

PCT 114

REP Precinct Chair No. 114

Vote For 1

	TOTAL	VOTE %	
Dakota Kridler	115	49.57%	
Brooke Peters	117	50.43%	
Total Votes Cast	232	100.00%	
Overvotes	0		
Undervotes	54		
Contest Totals	286		

DEM Lieutenant Governor

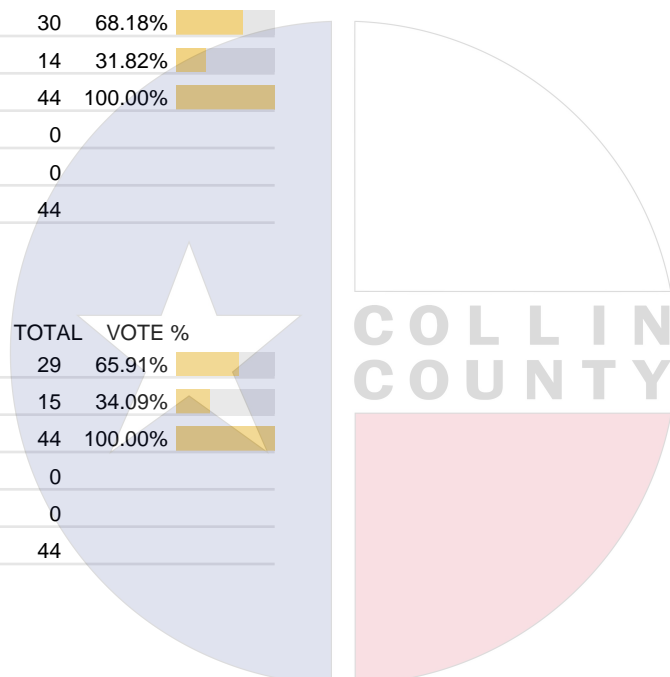
Vote For 1

	TOTAL	VOTE %	
Vikki Goodwin	30	68.18%	
Marcos Isaias Velez	14	31.82%	
Total Votes Cast	44	100.00%	
Overvotes	0		
Undervotes	0		
Contest Totals	44		

DEM Attorney General

Vote For 1

	TOTAL	VOTE %	
Nathan Johnson	29	65.91%	
Joe Jaworski	15	34.09%	
Total Votes Cast	44	100.00%	
Overvotes	0		
Undervotes	0		
Contest Totals	44		



Collin County Seal
 Watermark Seal for Collin County.
 Collin County Government

PCT 118, 146

Statistics

	TOTAL
Registered Voters - Total	8,930
Ballots Cast - Total	884
Ballots Cast - Republican Party	728
Ballots Cast - Democratic Party	156
Voter Turnout - Total	9.90%

REP US Senator

Vote For 1

	TOTAL	VOTE %	
Ken Paxton	451	62.12%	
John Cornyn	275	37.88%	
Total Votes Cast	726	100.00%	
Overvotes	0		
Undervotes	2		
Contest Totals	728		

REP Attorney General

Vote For 1

	TOTAL	VOTE %	
Chip Roy	371	52.03%	
Mayer Middleton	342	47.97%	
Total Votes Cast	713	100.00%	
Overvotes	0		
Undervotes	15		
Contest Totals	728		

REP Railroad Commissioner

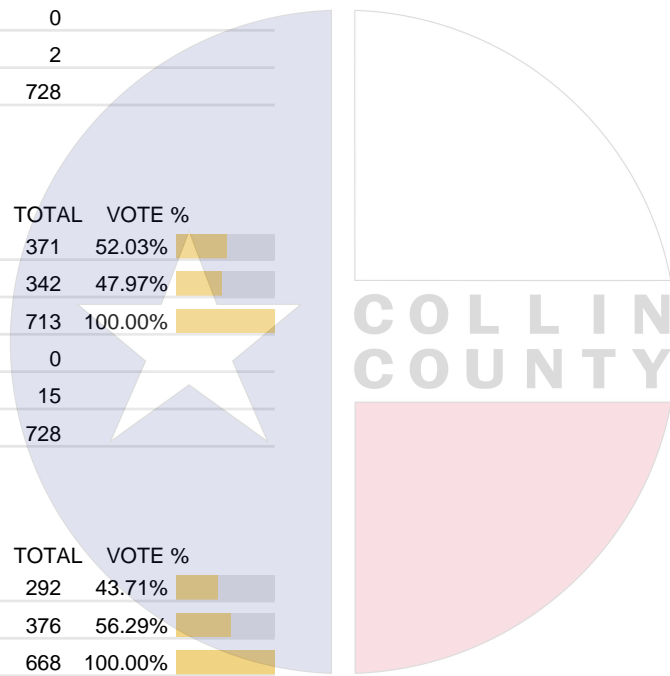
Vote For 1

	TOTAL	VOTE %	
Jim Wright	292	43.71%	
Bo French	376	56.29%	
Total Votes Cast	668	100.00%	
Overvotes	1		
Undervotes	59		
Contest Totals	728		

REP Judge, Court of Criminal Appeals, Place 3

Vote For 1

	TOTAL	VOTE %	
Alison Fox	263	41.95%	
Thomas Smith	364	58.05%	
Total Votes Cast	627	100.00%	
Overvotes	0		
Undervotes	101		
Contest Totals	728		



Collin County Seal
 Watermark Seal for Collin County,
 Collin County Government

PCT 118, 146

REP Justice of the Peace, Precinct No. 4

Vote For 1

	TOTAL	VOTE %	
Randy Farrar	338	55.05%	
Stephen Kallas	276	44.95%	
Total Votes Cast	614	100.00%	
Overvotes	1		
Undervotes	113		
Contest Totals	728		

DEM Lieutenant Governor

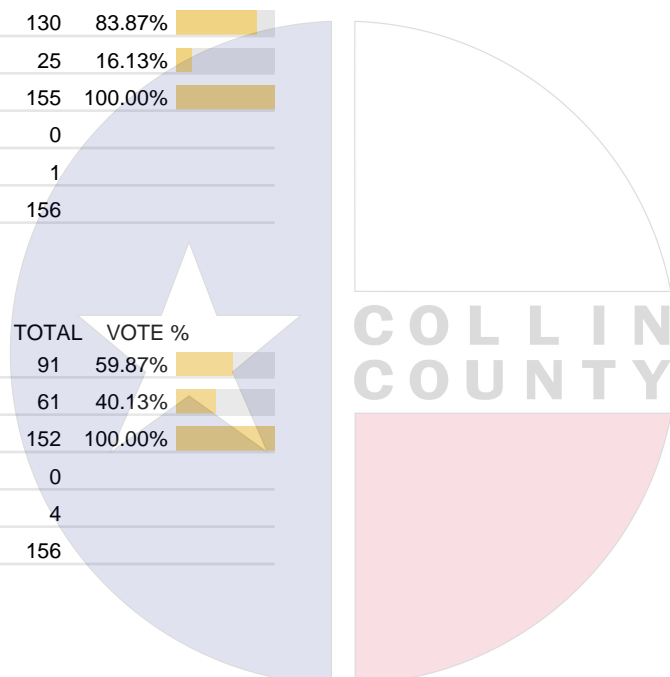
Vote For 1

	TOTAL	VOTE %	
Vikki Goodwin	130	83.87%	
Marcos Isaias Velez	25	16.13%	
Total Votes Cast	155	100.00%	
Overvotes	0		
Undervotes	1		
Contest Totals	156		

DEM Attorney General

Vote For 1

	TOTAL	VOTE %	
Nathan Johnson	91	59.87%	
Joe Jaworski	61	40.13%	
Total Votes Cast	152	100.00%	
Overvotes	0		
Undervotes	4		
Contest Totals	156		



Collin County Seal
 Watermark Seal for Collin County.
 Collin County Government

PCT 120, 130, 157, 218

Statistics	TOTAL
Registered Voters - Total	16,187
Ballots Cast - Total	1,801
Ballots Cast - Republican Party	1,547
Ballots Cast - Democratic Party	254
Voter Turnout - Total	11.13%

REP US Senator

Vote For 1

	TOTAL	VOTE %	
Ken Paxton	869	56.36%	
John Cornyn	673	43.64%	
Total Votes Cast	1,542	100.00%	
Overvotes	2		
Undervotes	3		
Contest Totals	1,547		

REP Attorney General

Vote For 1

	TOTAL	VOTE %	
Chip Roy	746	49.67%	
Mayer Middleton	756	50.33%	
Total Votes Cast	1,502	100.00%	
Overvotes	0		
Undervotes	45		
Contest Totals	1,547		

REP Railroad Commissioner

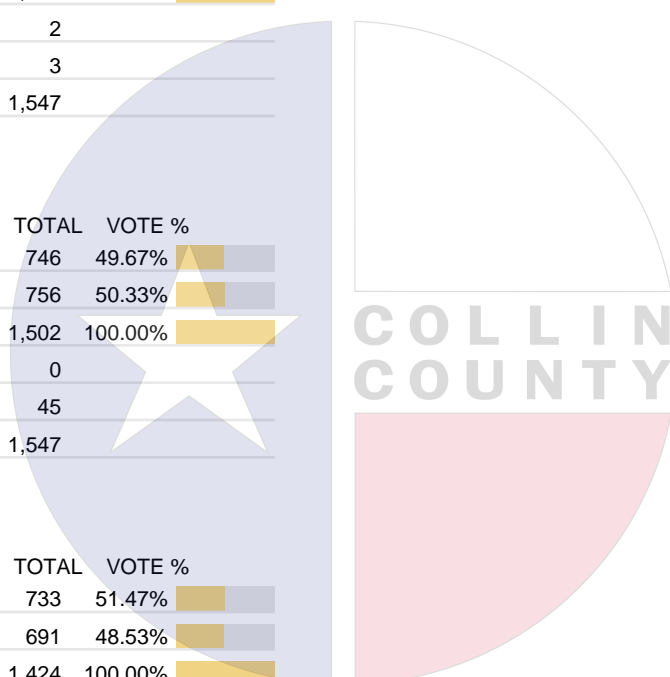
Vote For 1

	TOTAL	VOTE %	
Jim Wright	733	51.47%	
Bo French	691	48.53%	
Total Votes Cast	1,424	100.00%	
Overvotes	1		
Undervotes	122		
Contest Totals	1,547		

REP Judge, Court of Criminal Appeals, Place 3

Vote For 1

	TOTAL	VOTE %	
Alison Fox	576	43.54%	
Thomas Smith	747	56.46%	
Total Votes Cast	1,323	100.00%	
Overvotes	0		
Undervotes	224		
Contest Totals	1,547		



Collin County Seal
 Watermark Seal for Collin County,
 Collin County Government

PCT 120, 130, 157, 218

DEM Lieutenant Governor

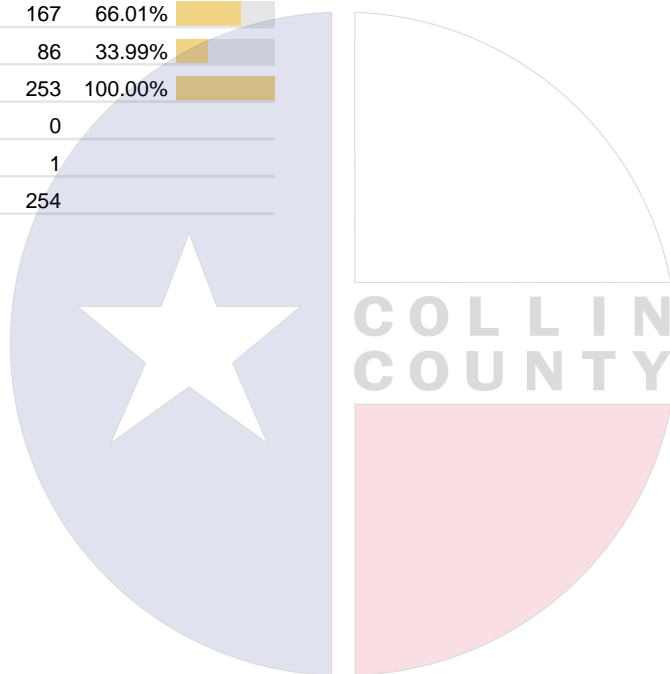
Vote For 1

	TOTAL	VOTE %	
Vikki Goodwin	202	79.84%	
Marcos Isaias Velez	51	20.16%	
Total Votes Cast	253	100.00%	
Overvotes	0		
Undervotes	1		
Contest Totals	254		

DEM Attorney General

Vote For 1

	TOTAL	VOTE %	
Nathan Johnson	167	66.01%	
Joe Jaworski	86	33.99%	
Total Votes Cast	253	100.00%	
Overvotes	0		
Undervotes	1		
Contest Totals	254		



Collin County Seal
 Watermark Seal for Collin County.
 Collin County Government

PCT 126, 129, 156, 230

Statistics	TOTAL
Registered Voters - Total	17,927
Ballots Cast - Total	1,618
Ballots Cast - Republican Party	1,331
Ballots Cast - Democratic Party	287
Voter Turnout - Total	9.03%

REP US Senator

Vote For 1

	TOTAL	VOTE %	
Ken Paxton	884	66.52%	
John Cornyn	445	33.48%	
Total Votes Cast	1,329	100.00%	
Overvotes	0		
Undervotes	2		
Contest Totals	1,331		

REP Attorney General

Vote For 1

	TOTAL	VOTE %	
Chip Roy	667	50.88%	
Mayer Middleton	644	49.12%	
Total Votes Cast	1,311	100.00%	
Overvotes	0		
Undervotes	20		
Contest Totals	1,331		

REP Railroad Commissioner

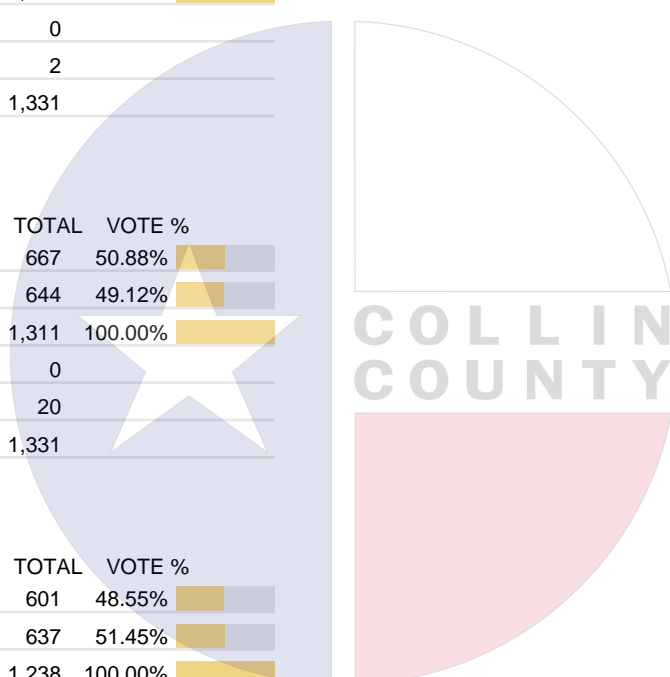
Vote For 1

	TOTAL	VOTE %	
Jim Wright	601	48.55%	
Bo French	637	51.45%	
Total Votes Cast	1,238	100.00%	
Overvotes	0		
Undervotes	93		
Contest Totals	1,331		

REP Judge, Court of Criminal Appeals, Place 3

Vote For 1

	TOTAL	VOTE %	
Alison Fox	446	38.15%	
Thomas Smith	723	61.85%	
Total Votes Cast	1,169	100.00%	
Overvotes	0		
Undervotes	162		
Contest Totals	1,331		



Collin County Seal
 Watermark Seal for Collin County,
 Collin County Government

PCT 126, 129, 156, 230

DEM Lieutenant Governor

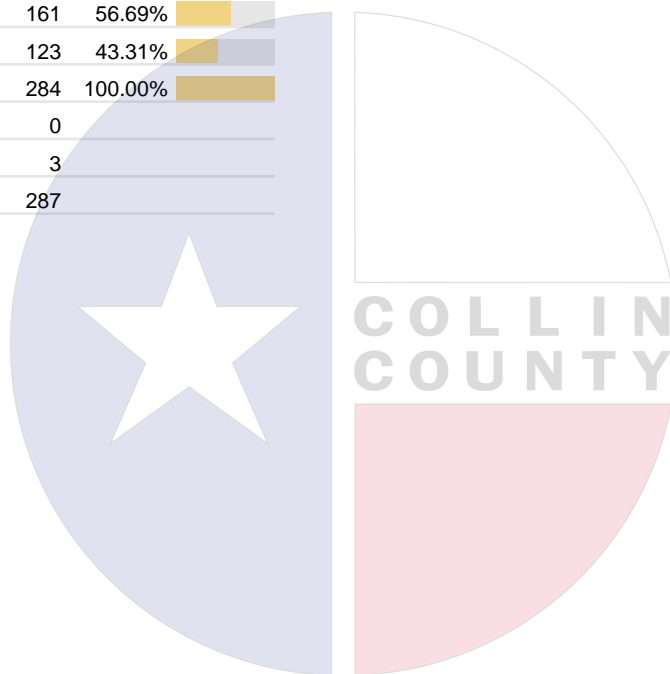
Vote For 1

	TOTAL	VOTE %	
Vikki Goodwin	230	80.42%	
Marcos Isaias Velez	56	19.58%	
Total Votes Cast	286	100.00%	
Overvotes	0		
Undervotes	1		
Contest Totals	287		

DEM Attorney General

Vote For 1

	TOTAL	VOTE %	
Nathan Johnson	161	56.69%	
Joe Jaworski	123	43.31%	
Total Votes Cast	284	100.00%	
Overvotes	0		
Undervotes	3		
Contest Totals	287		



Collin County Seal
 Watermark Seal for Collin County.
 Collin County Government

PCT 127, 134, 253

Statistics	TOTAL
Registered Voters - Total	11,437
Ballots Cast - Total	886
Ballots Cast - Republican Party	707
Ballots Cast - Democratic Party	179
Voter Turnout - Total	7.75%

REP US Senator

Vote For 1

	TOTAL	VOTE %	
Ken Paxton	487	68.98%	
John Cornyn	219	31.02%	
Total Votes Cast	706	100.00%	
Overvotes	0		
Undervotes	1		
Contest Totals	707		

REP Attorney General

Vote For 1

	TOTAL	VOTE %	
Chip Roy	313	45.10%	
Mayer Middleton	381	54.90%	
Total Votes Cast	694	100.00%	
Overvotes	0		
Undervotes	13		
Contest Totals	707		

REP Railroad Commissioner

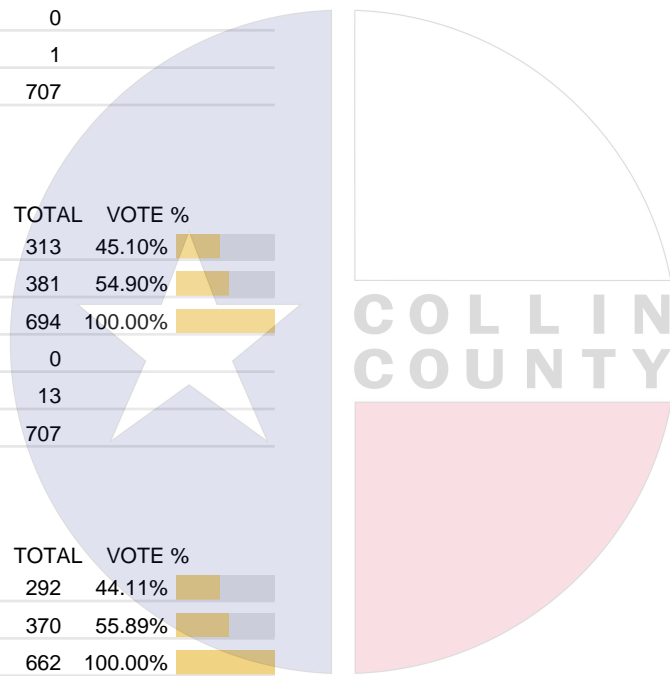
Vote For 1

	TOTAL	VOTE %	
Jim Wright	292	44.11%	
Bo French	370	55.89%	
Total Votes Cast	662	100.00%	
Overvotes	0		
Undervotes	45		
Contest Totals	707		

REP Judge, Court of Criminal Appeals, Place 3

Vote For 1

	TOTAL	VOTE %	
Alison Fox	243	38.33%	
Thomas Smith	391	61.67%	
Total Votes Cast	634	100.00%	
Overvotes	0		
Undervotes	73		
Contest Totals	707		



Collin County Seal
 Watermark Seal for Collin County,
 Collin County Government

PCT 127, 134, 253

REP Justice of the Peace, Precinct No. 4

Vote For 1

	TOTAL	VOTE %	
Randy Farrar	284	45.66%	
Stephen Kallas	338	54.34%	
Total Votes Cast	622	100.00%	
Overvotes	0		
Undervotes	85		
Contest Totals	707		

DEM Lieutenant Governor

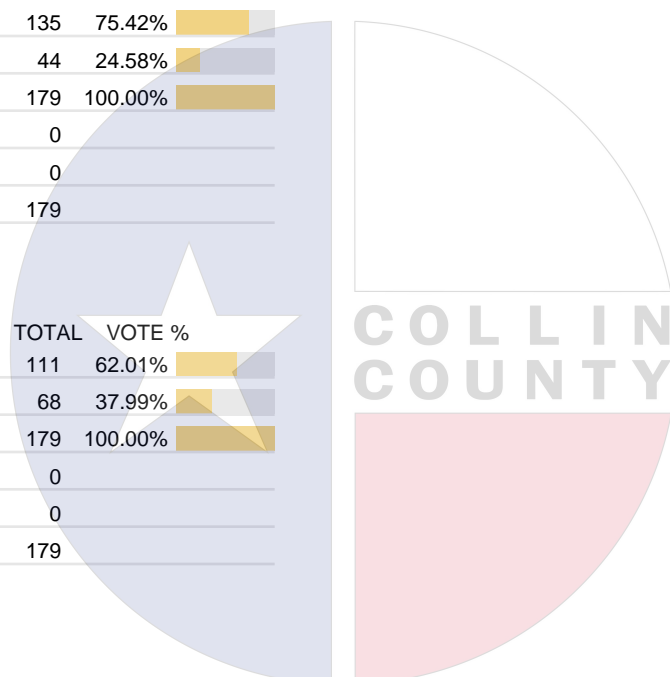
Vote For 1

	TOTAL	VOTE %	
Vikki Goodwin	135	75.42%	
Marcos Isaias Velez	44	24.58%	
Total Votes Cast	179	100.00%	
Overvotes	0		
Undervotes	0		
Contest Totals	179		

DEM Attorney General

Vote For 1

	TOTAL	VOTE %	
Nathan Johnson	111	62.01%	
Joe Jaworski	68	37.99%	
Total Votes Cast	179	100.00%	
Overvotes	0		
Undervotes	0		
Contest Totals	179		



Collin County Seal
 Watermark Seal for Collin County.
 Collin County Government

PCT 131, 203, 236

Statistics	TOTAL
Registered Voters - Total	9,195
Ballots Cast - Total	1,441
Ballots Cast - Republican Party	1,263
Ballots Cast - Democratic Party	178
Voter Turnout - Total	15.67%

REP US Senator

Vote For 1

	TOTAL	VOTE %	
Ken Paxton	773	61.30%	
John Cornyn	488	38.70%	
Total Votes Cast	1,261	100.00%	
Overvotes	0		
Undervotes	2		
Contest Totals	1,263		

REP Attorney General

Vote For 1

	TOTAL	VOTE %	
Chip Roy	593	47.86%	
Mayer Middleton	646	52.14%	
Total Votes Cast	1,239	100.00%	
Overvotes	0		
Undervotes	24		
Contest Totals	1,263		

REP Railroad Commissioner

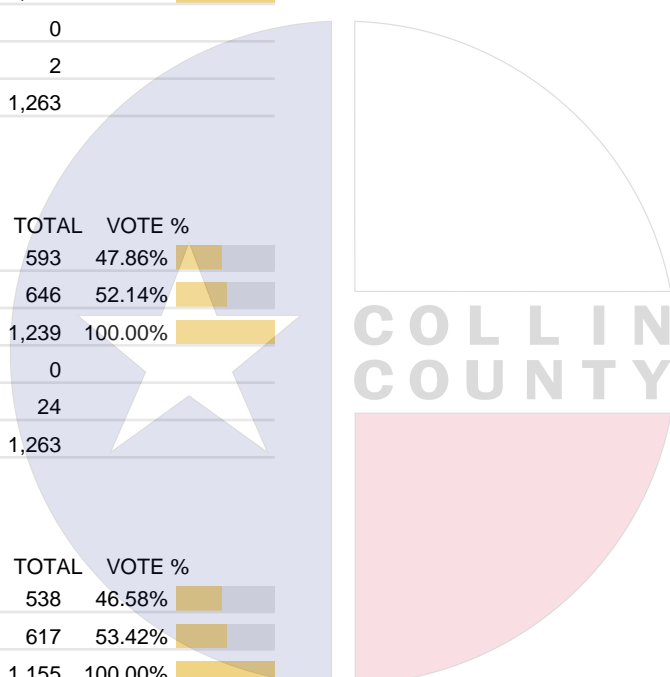
Vote For 1

	TOTAL	VOTE %	
Jim Wright	538	46.58%	
Bo French	617	53.42%	
Total Votes Cast	1,155	100.00%	
Overvotes	1		
Undervotes	107		
Contest Totals	1,263		

REP Judge, Court of Criminal Appeals, Place 3

Vote For 1

	TOTAL	VOTE %	
Alison Fox	419	38.83%	
Thomas Smith	660	61.17%	
Total Votes Cast	1,079	100.00%	
Overvotes	0		
Undervotes	184		
Contest Totals	1,263		



Collin County Seal
 Watermark Seal for Collin County,
 Collin County Government

PCT 131, 203, 236

REP Justice of the Peace, Precinct No. 4

Vote For 1

	TOTAL	VOTE %	
Randy Farrar	465	43.87%	
Stephen Kallas	595	56.13%	
Total Votes Cast	1,060	100.00%	
Overvotes	1		
Undervotes	202		
Contest Totals	1,263		

DEM Lieutenant Governor

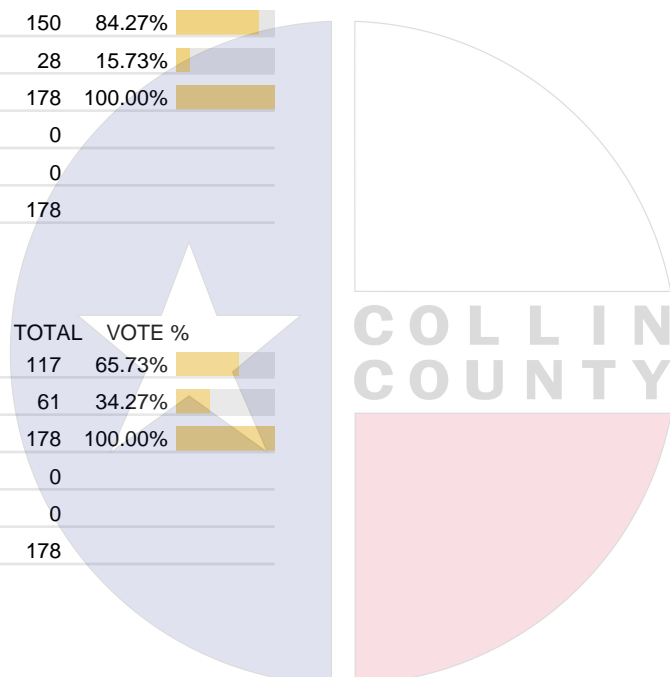
Vote For 1

	TOTAL	VOTE %	
Vikki Goodwin	150	84.27%	
Marcos Isaias Velez	28	15.73%	
Total Votes Cast	178	100.00%	
Overvotes	0		
Undervotes	0		
Contest Totals	178		

DEM Attorney General

Vote For 1

	TOTAL	VOTE %	
Nathan Johnson	117	65.73%	
Joe Jaworski	61	34.27%	
Total Votes Cast	178	100.00%	
Overvotes	0		
Undervotes	0		
Contest Totals	178		



Collin County Seal
 Watermark Seal for Collin County.
 Collin County Government

PCT 135, 139, 197

Statistics	TOTAL
Registered Voters - Total	9,299
Ballots Cast - Total	820
Ballots Cast - Republican Party	662
Ballots Cast - Democratic Party	158
Voter Turnout - Total	8.82%

REP US Senator

Vote For 1

	TOTAL	VOTE %	
Ken Paxton	415	62.88%	
John Cornyn	245	37.12%	
Total Votes Cast	660	100.00%	
Overvotes	0		
Undervotes	2		
Contest Totals	662		

REP Attorney General

Vote For 1

	TOTAL	VOTE %	
Chip Roy	333	51.39%	
Mayer Middleton	315	48.61%	
Total Votes Cast	648	100.00%	
Overvotes	0		
Undervotes	14		
Contest Totals	662		

REP Railroad Commissioner

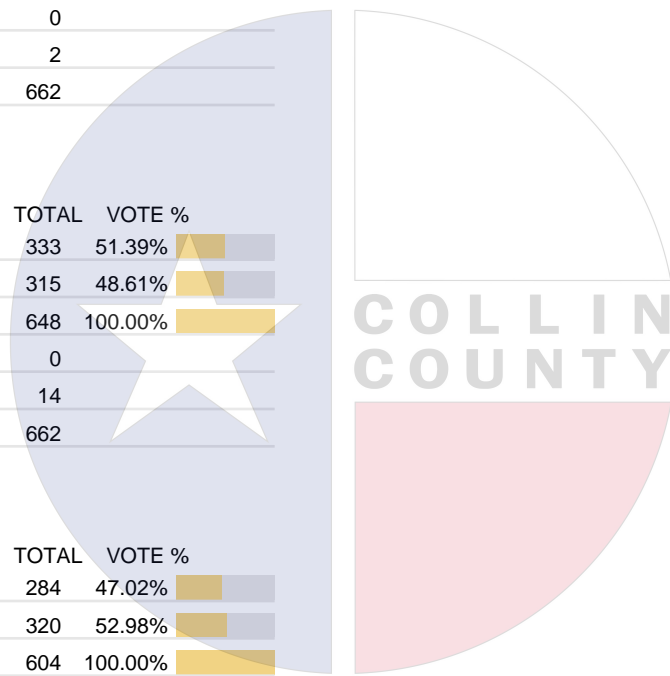
Vote For 1

	TOTAL	VOTE %	
Jim Wright	284	47.02%	
Bo French	320	52.98%	
Total Votes Cast	604	100.00%	
Overvotes	0		
Undervotes	58		
Contest Totals	662		

REP Judge, Court of Criminal Appeals, Place 3

Vote For 1

	TOTAL	VOTE %	
Alison Fox	236	41.55%	
Thomas Smith	332	58.45%	
Total Votes Cast	568	100.00%	
Overvotes	0		
Undervotes	94		
Contest Totals	662		



Collin County Seal
 Watermark Seal for Collin County,
 Collin County Government

PCT 135, 139, 197

REP Justice of the Peace, Precinct No. 4

Vote For 1

	TOTAL	VOTE %	
Randy Farrar	224	40.07%	
Stephen Kallas	335	59.93%	
Total Votes Cast	559	100.00%	
Overvotes	0		
Undervotes	103		
Contest Totals	662		

DEM Lieutenant Governor

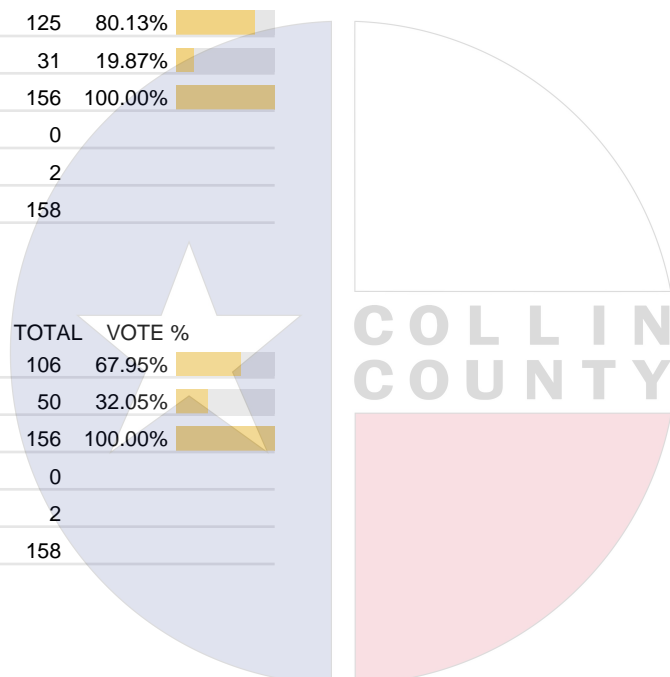
Vote For 1

	TOTAL	VOTE %	
Vikki Goodwin	125	80.13%	
Marcos Isaias Velez	31	19.87%	
Total Votes Cast	156	100.00%	
Overvotes	0		
Undervotes	2		
Contest Totals	158		

DEM Attorney General

Vote For 1

	TOTAL	VOTE %	
Nathan Johnson	106	67.95%	
Joe Jaworski	50	32.05%	
Total Votes Cast	156	100.00%	
Overvotes	0		
Undervotes	2		
Contest Totals	158		



Collin County Seal
 Watermark Seal for Collin County.
 Collin County Government

PCT 140, 173, 206

Statistics	TOTAL
Registered Voters - Total	7,270
Ballots Cast - Total	1,122
Ballots Cast - Republican Party	985
Ballots Cast - Democratic Party	137
Voter Turnout - Total	15.43%

REP US Senator

Vote For 1

	TOTAL	VOTE %	
Ken Paxton	608	61.85%	
John Cornyn	375	38.15%	
Total Votes Cast	983	100.00%	
Overvotes	0		
Undervotes	2		
Contest Totals	985		

REP Attorney General

Vote For 1

	TOTAL	VOTE %	
Chip Roy	430	44.70%	
Mayer Middleton	532	55.30%	
Total Votes Cast	962	100.00%	
Overvotes	0		
Undervotes	23		
Contest Totals	985		

REP Railroad Commissioner

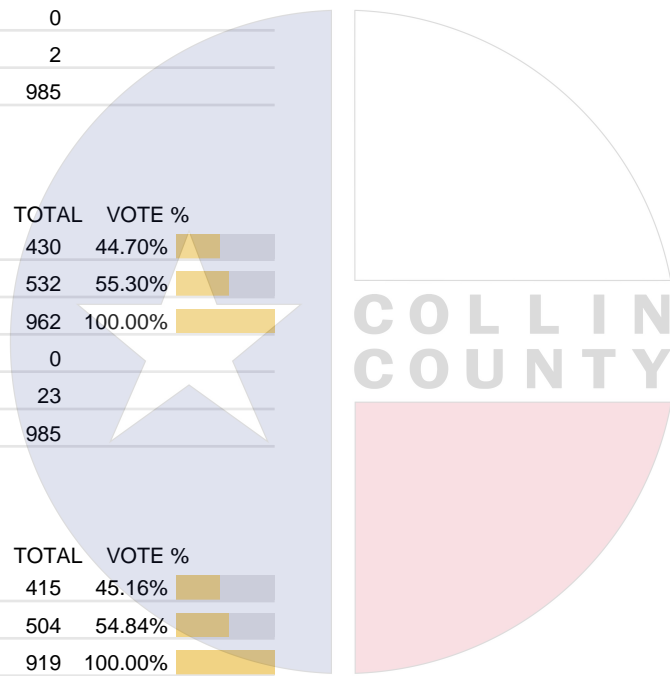
Vote For 1

	TOTAL	VOTE %	
Jim Wright	415	45.16%	
Bo French	504	54.84%	
Total Votes Cast	919	100.00%	
Overvotes	0		
Undervotes	66		
Contest Totals	985		

REP Judge, Court of Criminal Appeals, Place 3

Vote For 1

	TOTAL	VOTE %	
Alison Fox	315	36.63%	
Thomas Smith	545	63.37%	
Total Votes Cast	860	100.00%	
Overvotes	1		
Undervotes	124		
Contest Totals	985		



Collin County Seal
 Watermark Seal for Collin County,
 Collin County Government

PCT 140, 173, 206

REP Justice of the Peace, Precinct No. 4

Vote For 1

	TOTAL	VOTE %	
Randy Farrar	446	52.84%	
Stephen Kallas	398	47.16%	
Total Votes Cast	844	100.00%	
Overvotes	0		
Undervotes	141		
Contest Totals	985		

DEM Lieutenant Governor

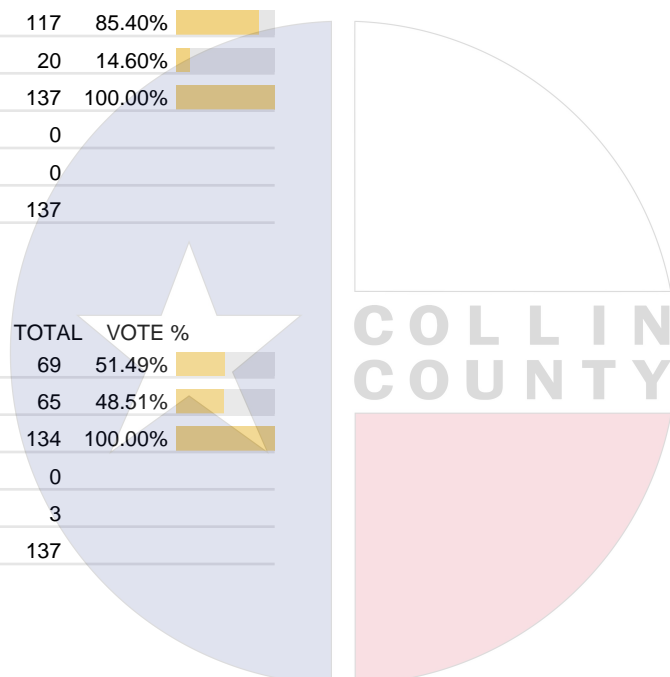
Vote For 1

	TOTAL	VOTE %	
Vikki Goodwin	117	85.40%	
Marcos Isaias Velez	20	14.60%	
Total Votes Cast	137	100.00%	
Overvotes	0		
Undervotes	0		
Contest Totals	137		

DEM Attorney General

Vote For 1

	TOTAL	VOTE %	
Nathan Johnson	69	51.49%	
Joe Jaworski	65	48.51%	
Total Votes Cast	134	100.00%	
Overvotes	0		
Undervotes	3		
Contest Totals	137		



Collin County Seal
 Watermark Seal for Collin County.
 Collin County Government

PCT 148, 159, 237

Statistics	TOTAL
Registered Voters - Total	7,022
Ballots Cast - Total	467
Ballots Cast - Republican Party	384
Ballots Cast - Democratic Party	83
Voter Turnout - Total	6.65%

REP US Senator

Vote For 1

	TOTAL	VOTE %	
Ken Paxton	247	64.49%	
John Cornyn	136	35.51%	
Total Votes Cast	383	100.00%	
Overvotes	0		
Undervotes	1		
Contest Totals	384		

REP Attorney General

Vote For 1

	TOTAL	VOTE %	
Chip Roy	167	44.53%	
Mayer Middleton	208	55.47%	
Total Votes Cast	375	100.00%	
Overvotes	0		
Undervotes	9		
Contest Totals	384		

REP Railroad Commissioner

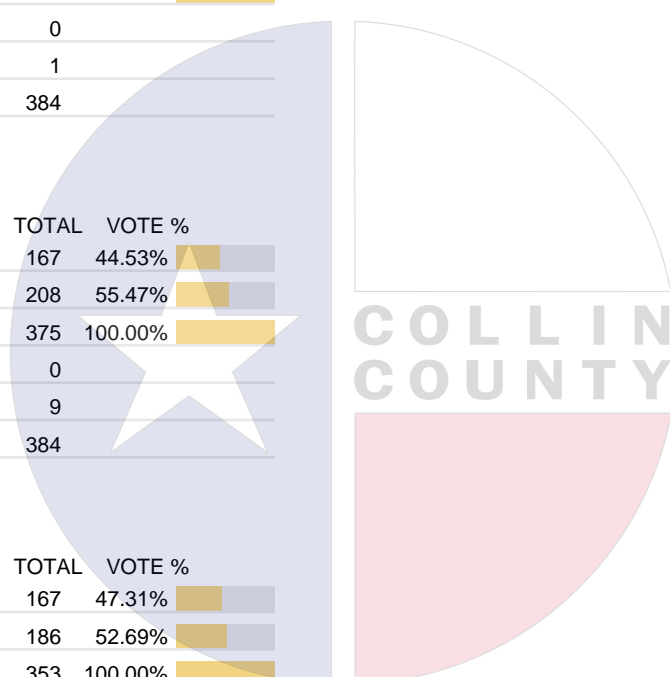
Vote For 1

	TOTAL	VOTE %	
Jim Wright	167	47.31%	
Bo French	186	52.69%	
Total Votes Cast	353	100.00%	
Overvotes	0		
Undervotes	31		
Contest Totals	384		

REP Judge, Court of Criminal Appeals, Place 3

Vote For 1

	TOTAL	VOTE %	
Alison Fox	130	38.81%	
Thomas Smith	205	61.19%	
Total Votes Cast	335	100.00%	
Overvotes	0		
Undervotes	49		
Contest Totals	384		



Collin County Seal
 Watermark Seal for Collin County,
 Collin County Government

PCT 148, 159, 237

DEM Lieutenant Governor

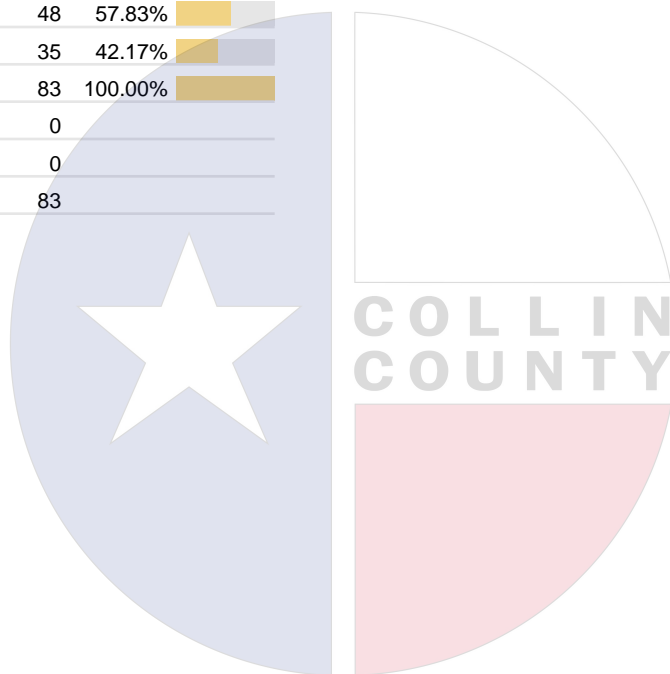
Vote For 1

	TOTAL	VOTE %	
Vikki Goodwin	65	78.31%	
Marcos Isaias Velez	18	21.69%	
Total Votes Cast	83	100.00%	
Overvotes	0		
Undervotes	0		
Contest Totals	83		

DEM Attorney General

Vote For 1

	TOTAL	VOTE %	
Nathan Johnson	48	57.83%	
Joe Jaworski	35	42.17%	
Total Votes Cast	83	100.00%	
Overvotes	0		
Undervotes	0		
Contest Totals	83		



Collin County Seal
 Watermark Seal for Collin County.
 Collin County Government

PCT 149, 204, 259

Statistics	TOTAL
Registered Voters - Total	8,697
Ballots Cast - Total	963
Ballots Cast - Republican Party	840
Ballots Cast - Democratic Party	123
Voter Turnout - Total	11.07%

REP US Senator

Vote For 1

	TOTAL	VOTE %	
Ken Paxton	562	66.90%	
John Cornyn	278	33.10%	
Total Votes Cast	840	100.00%	
Overvotes	0		
Undervotes	0		
Contest Totals	840		

REP Attorney General

Vote For 1

	TOTAL	VOTE %	
Chip Roy	350	42.74%	
Mayer Middleton	469	57.26%	
Total Votes Cast	819	100.00%	
Overvotes	0		
Undervotes	21		
Contest Totals	840		

REP Railroad Commissioner

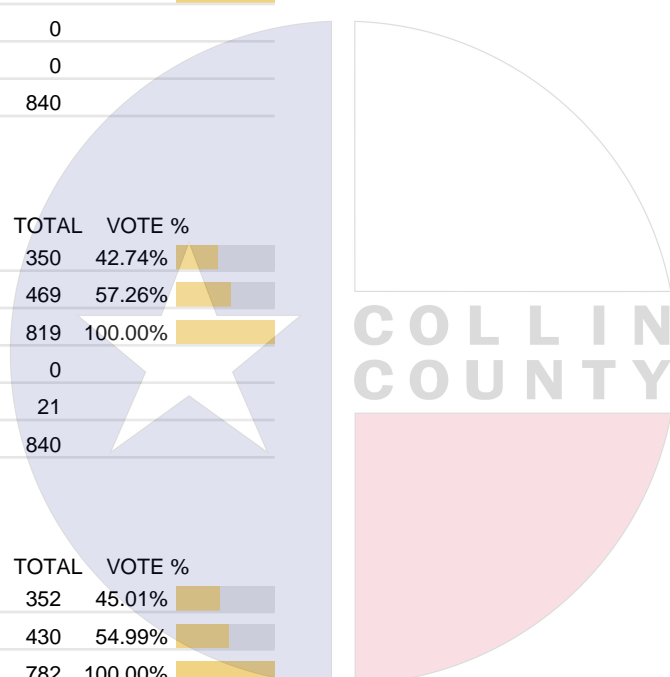
Vote For 1

	TOTAL	VOTE %	
Jim Wright	352	45.01%	
Bo French	430	54.99%	
Total Votes Cast	782	100.00%	
Overvotes	0		
Undervotes	58		
Contest Totals	840		

REP Judge, Court of Criminal Appeals, Place 3

Vote For 1

	TOTAL	VOTE %	
Alison Fox	302	41.20%	
Thomas Smith	431	58.80%	
Total Votes Cast	733	100.00%	
Overvotes	1		
Undervotes	106		
Contest Totals	840		



Collin County Seal
 Watermark Seal for Collin County,
 Collin County Government

PCT 149, 204, 259

DEM Lieutenant Governor

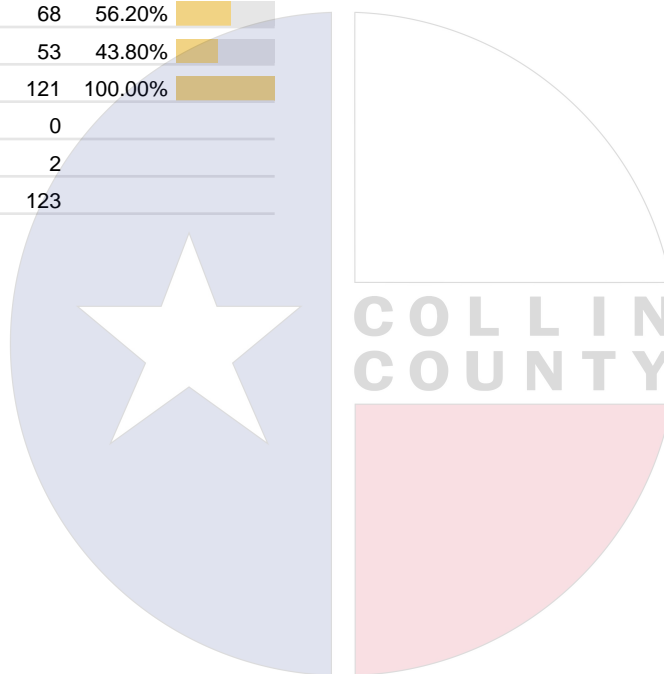
Vote For 1

	TOTAL	VOTE %	
Vikki Goodwin	105	87.50%	
Marcos Isaias Velez	15	12.50%	
Total Votes Cast	120	100.00%	
Overvotes	0		
Undervotes	3		
Contest Totals	123		

DEM Attorney General

Vote For 1

	TOTAL	VOTE %	
Nathan Johnson	68	56.20%	
Joe Jaworski	53	43.80%	
Total Votes Cast	121	100.00%	
Overvotes	0		
Undervotes	2		
Contest Totals	123		



Collin County Seal
 Watermark Seal for Collin County.
 Collin County Government

PCT 150, 185, 198

Statistics	TOTAL
Registered Voters - Total	9,974
Ballots Cast - Total	1,220
Ballots Cast - Republican Party	1,039
Ballots Cast - Democratic Party	181
Voter Turnout - Total	12.23%

REP US Senator

Vote For 1

	TOTAL	VOTE %	
Ken Paxton	712	68.66%	
John Cornyn	325	31.34%	
Total Votes Cast	1,037	100.00%	
Overvotes	0		
Undervotes	2		
Contest Totals	1,039		

REP Attorney General

Vote For 1

	TOTAL	VOTE %	
Chip Roy	483	47.03%	
Mayer Middleton	544	52.97%	
Total Votes Cast	1,027	100.00%	
Overvotes	0		
Undervotes	12		
Contest Totals	1,039		

REP Railroad Commissioner

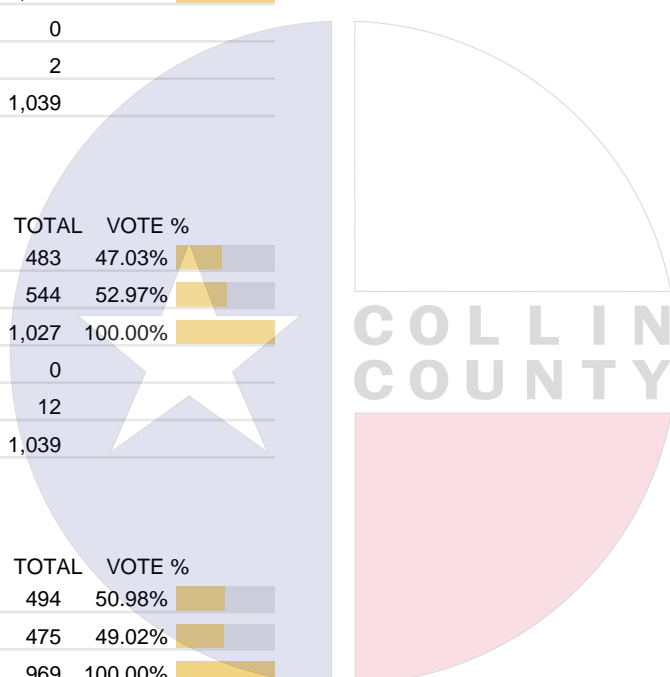
Vote For 1

	TOTAL	VOTE %	
Jim Wright	494	50.98%	
Bo French	475	49.02%	
Total Votes Cast	969	100.00%	
Overvotes	0		
Undervotes	70		
Contest Totals	1,039		

REP Judge, Court of Criminal Appeals, Place 3

Vote For 1

	TOTAL	VOTE %	
Alison Fox	416	44.68%	
Thomas Smith	515	55.32%	
Total Votes Cast	931	100.00%	
Overvotes	0		
Undervotes	108		
Contest Totals	1,039		



Collin County Seal
 Watermark Seal for Collin County,
 Collin County Government

PCT 150, 185, 198

DEM Lieutenant Governor

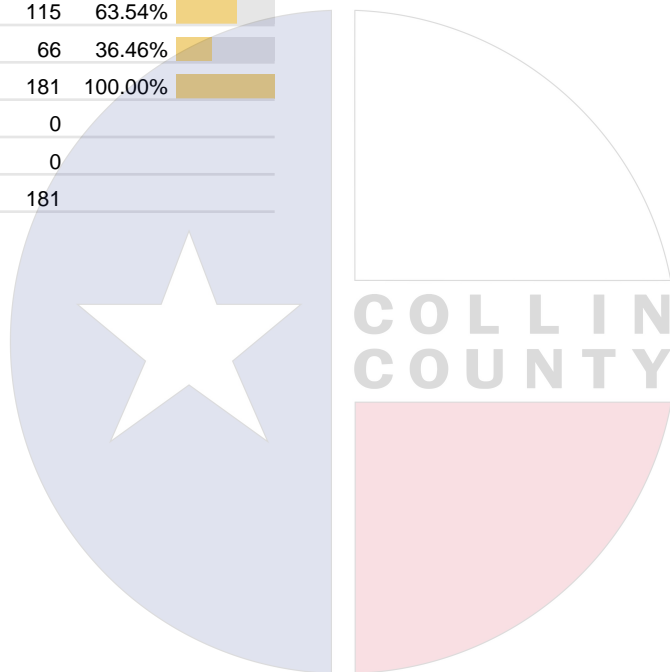
Vote For 1

	TOTAL	VOTE %	
Vikki Goodwin	155	86.11%	
Marcos Isaias Velez	25	13.89%	
Total Votes Cast	180	100.00%	
Overvotes	0		
Undervotes	1		
Contest Totals	181		

DEM Attorney General

Vote For 1

	TOTAL	VOTE %	
Nathan Johnson	115	63.54%	
Joe Jaworski	66	36.46%	
Total Votes Cast	181	100.00%	
Overvotes	0		
Undervotes	0		
Contest Totals	181		



Collin County Seal
 Watermark Seal for Collin County.
 Collin County Government

PCT 153, 170, 205

Statistics	TOTAL
Registered Voters - Total	7,157
Ballots Cast - Total	676
Ballots Cast - Republican Party	564
Ballots Cast - Democratic Party	112
Voter Turnout - Total	9.45%

REP US Senator

Vote For 1

	TOTAL	VOTE %	
Ken Paxton	390	69.40%	
John Cornyn	172	30.60%	
Total Votes Cast	562	100.00%	
Overvotes	0		
Undervotes	2		
Contest Totals	564		

REP Attorney General

Vote For 1

	TOTAL	VOTE %	
Chip Roy	265	47.66%	
Mayer Middleton	291	52.34%	
Total Votes Cast	556	100.00%	
Overvotes	0		
Undervotes	8		
Contest Totals	564		

REP Railroad Commissioner

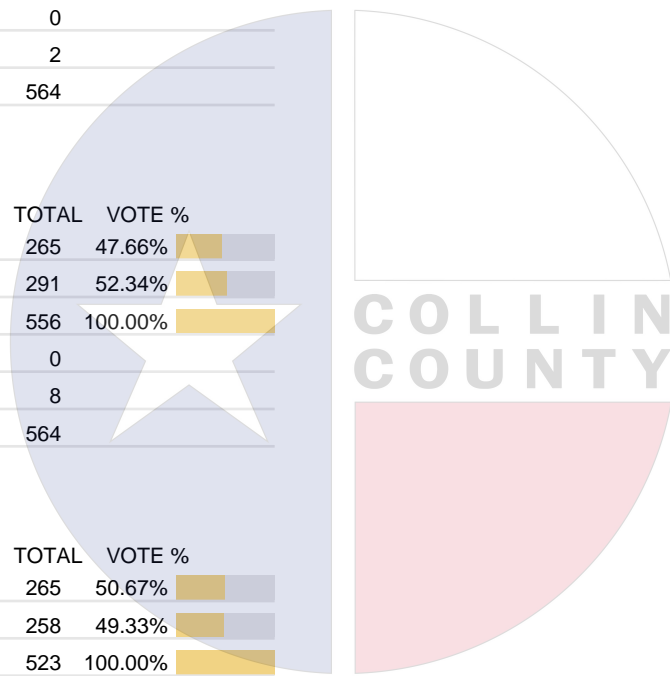
Vote For 1

	TOTAL	VOTE %	
Jim Wright	265	50.67%	
Bo French	258	49.33%	
Total Votes Cast	523	100.00%	
Overvotes	0		
Undervotes	41		
Contest Totals	564		

REP Judge, Court of Criminal Appeals, Place 3

Vote For 1

	TOTAL	VOTE %	
Alison Fox	230	46.75%	
Thomas Smith	262	53.25%	
Total Votes Cast	492	100.00%	
Overvotes	0		
Undervotes	72		
Contest Totals	564		



Collin County Seal
 Watermark Seal for Collin County,
 Collin County Government

PCT 153, 170, 205

DEM Lieutenant Governor

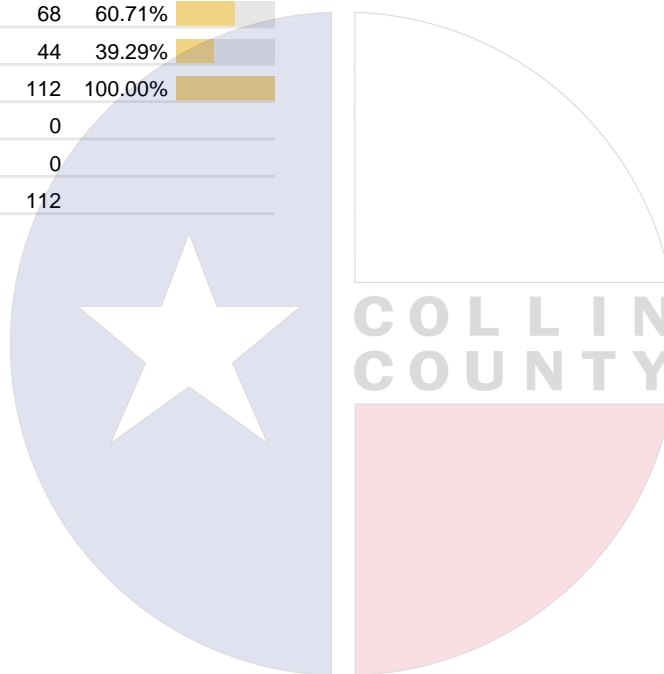
Vote For 1

	TOTAL	VOTE %	
Vikki Goodwin	78	70.27%	
Marcos Isaias Velez	33	29.73%	
Total Votes Cast	111	100.00%	
Overvotes	0		
Undervotes	1		
Contest Totals	112		

DEM Attorney General

Vote For 1

	TOTAL	VOTE %	
Nathan Johnson	68	60.71%	
Joe Jaworski	44	39.29%	
Total Votes Cast	112	100.00%	
Overvotes	0		
Undervotes	0		
Contest Totals	112		



Collin County Seal
 Watermark Seal for Collin County.
 Collin County Government

PCT 155, 180, 221

Statistics	TOTAL
Registered Voters - Total	8,473
Ballots Cast - Total	904
Ballots Cast - Republican Party	803
Ballots Cast - Democratic Party	101
Voter Turnout - Total	10.67%

REP US Senator

Vote For 1

	TOTAL	VOTE %	
Ken Paxton	551	68.70%	
John Cornyn	251	31.30%	
Total Votes Cast	802	100.00%	
Overvotes	0		
Undervotes	1		
Contest Totals	803		

REP Attorney General

Vote For 1

	TOTAL	VOTE %	
Chip Roy	385	48.61%	
Mayer Middleton	407	51.39%	
Total Votes Cast	792	100.00%	
Overvotes	0		
Undervotes	11		
Contest Totals	803		

REP Railroad Commissioner

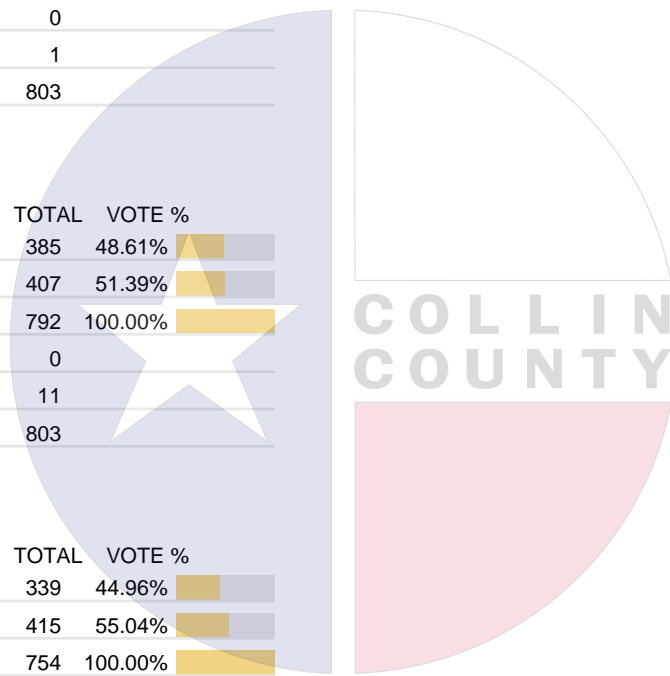
Vote For 1

	TOTAL	VOTE %	
Jim Wright	339	44.96%	
Bo French	415	55.04%	
Total Votes Cast	754	100.00%	
Overvotes	1		
Undervotes	48		
Contest Totals	803		

REP Judge, Court of Criminal Appeals, Place 3

Vote For 1

	TOTAL	VOTE %	
Alison Fox	268	38.01%	
Thomas Smith	437	61.99%	
Total Votes Cast	705	100.00%	
Overvotes	0		
Undervotes	98		
Contest Totals	803		



Collin County Seal
 Watermark Seal for Collin County,
 Collin County Government

PCT 155, 180, 221

REP Justice of the Peace, Precinct No. 4

Vote For 1

	TOTAL	VOTE %	
Randy Farrar	355	51.08%	
Stephen Kallas	340	48.92%	
Total Votes Cast	695	100.00%	
Overvotes	0		
Undervotes	108		
Contest Totals	803		

DEM Lieutenant Governor

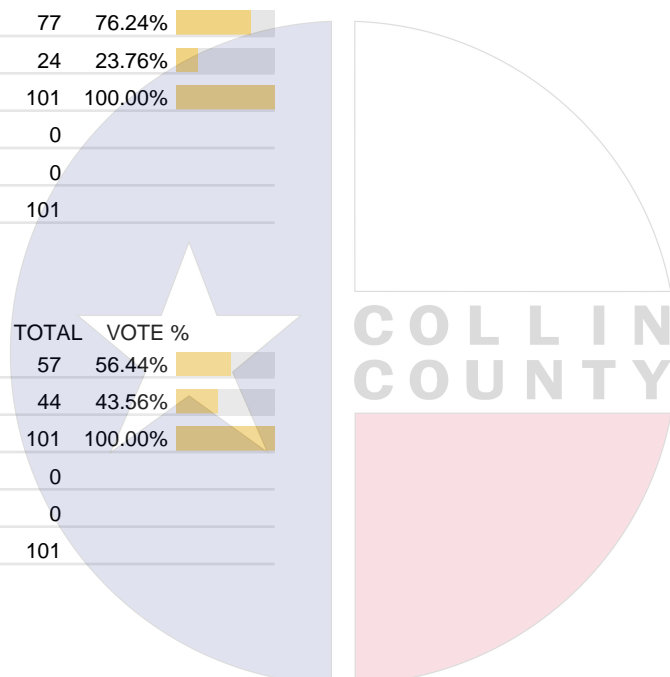
Vote For 1

	TOTAL	VOTE %	
Vikki Goodwin	77	76.24%	
Marcos Isaias Velez	24	23.76%	
Total Votes Cast	101	100.00%	
Overvotes	0		
Undervotes	0		
Contest Totals	101		

DEM Attorney General

Vote For 1

	TOTAL	VOTE %	
Nathan Johnson	57	56.44%	
Joe Jaworski	44	43.56%	
Total Votes Cast	101	100.00%	
Overvotes	0		
Undervotes	0		
Contest Totals	101		



Collin County Seal
 Watermark Seal for Collin County.
 Collin County Government

PCT 163, 213, 226

Statistics	TOTAL
Registered Voters - Total	10,130
Ballots Cast - Total	753
Ballots Cast - Republican Party	607
Ballots Cast - Democratic Party	146
Voter Turnout - Total	7.43%

REP US Senator

Vote For 1

	TOTAL	VOTE %	
Ken Paxton	414	68.32%	
John Cornyn	192	31.68%	
Total Votes Cast	606	100.00%	
Overvotes	0		
Undervotes	1		
Contest Totals	607		

REP Attorney General

Vote For 1

	TOTAL	VOTE %	
Chip Roy	285	47.66%	
Mayer Middleton	313	52.34%	
Total Votes Cast	598	100.00%	
Overvotes	0		
Undervotes	9		
Contest Totals	607		

REP Railroad Commissioner

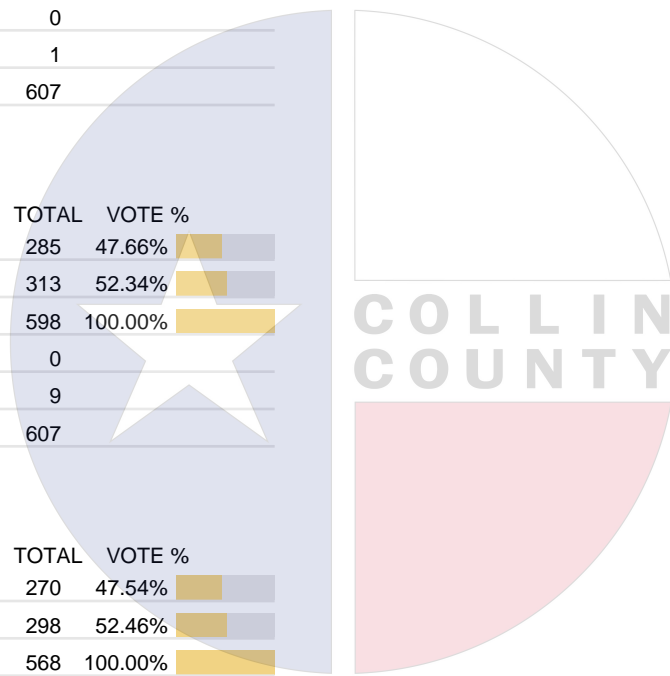
Vote For 1

	TOTAL	VOTE %	
Jim Wright	270	47.54%	
Bo French	298	52.46%	
Total Votes Cast	568	100.00%	
Overvotes	0		
Undervotes	39		
Contest Totals	607		

REP Judge, Court of Criminal Appeals, Place 3

Vote For 1

	TOTAL	VOTE %	
Alison Fox	216	40.15%	
Thomas Smith	322	59.85%	
Total Votes Cast	538	100.00%	
Overvotes	0		
Undervotes	69		
Contest Totals	607		



Collin County Seal
 Watermark Seal for Collin County,
 Collin County Government

PCT 163, 213, 226

REP Justice of the Peace, Precinct No. 4

Vote For 1

	TOTAL	VOTE %	
Randy Farrar	250	48.54%	
Stephen Kallas	265	51.46%	
Total Votes Cast	515	100.00%	
Overvotes	0		
Undervotes	92		
Contest Totals	607		

DEM Lieutenant Governor

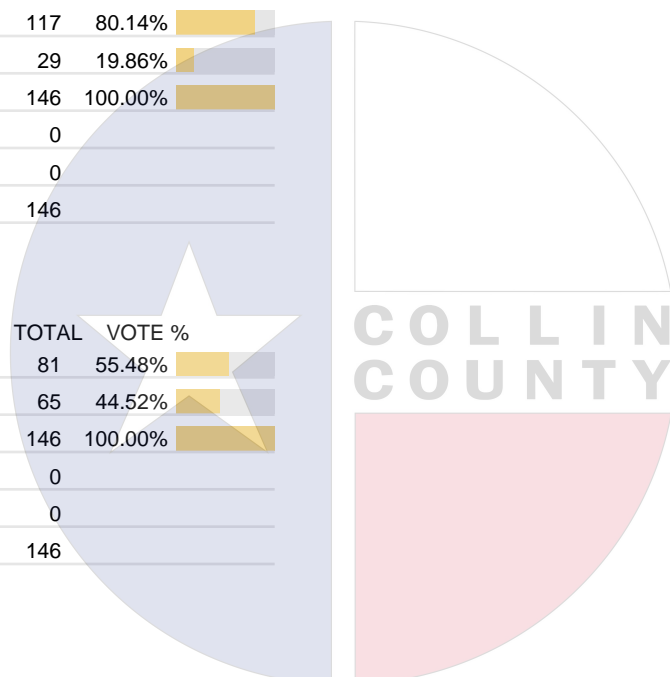
Vote For 1

	TOTAL	VOTE %	
Vikki Goodwin	117	80.14%	
Marcos Isaias Velez	29	19.86%	
Total Votes Cast	146	100.00%	
Overvotes	0		
Undervotes	0		
Contest Totals	146		

DEM Attorney General

Vote For 1

	TOTAL	VOTE %	
Nathan Johnson	81	55.48%	
Joe Jaworski	65	44.52%	
Total Votes Cast	146	100.00%	
Overvotes	0		
Undervotes	0		
Contest Totals	146		



Collin County Seal
 Watermark Seal for Collin County.
 Collin County Government

PCT 171, 182, 222, 223

Statistics	TOTAL
Registered Voters - Total	13,529
Ballots Cast - Total	1,442
Ballots Cast - Republican Party	1,224
Ballots Cast - Democratic Party	218
Voter Turnout - Total	10.66%

REP US Senator

Vote For 1

	TOTAL	VOTE %	
Ken Paxton	678	55.48%	
John Cornyn	544	44.52%	
Total Votes Cast	1,222	100.00%	
Overvotes	0		
Undervotes	2		
Contest Totals	1,224		

REP Attorney General

Vote For 1

	TOTAL	VOTE %	
Chip Roy	553	46.24%	
Mayer Middleton	643	53.76%	
Total Votes Cast	1,196	100.00%	
Overvotes	0		
Undervotes	28		
Contest Totals	1,224		

REP Railroad Commissioner

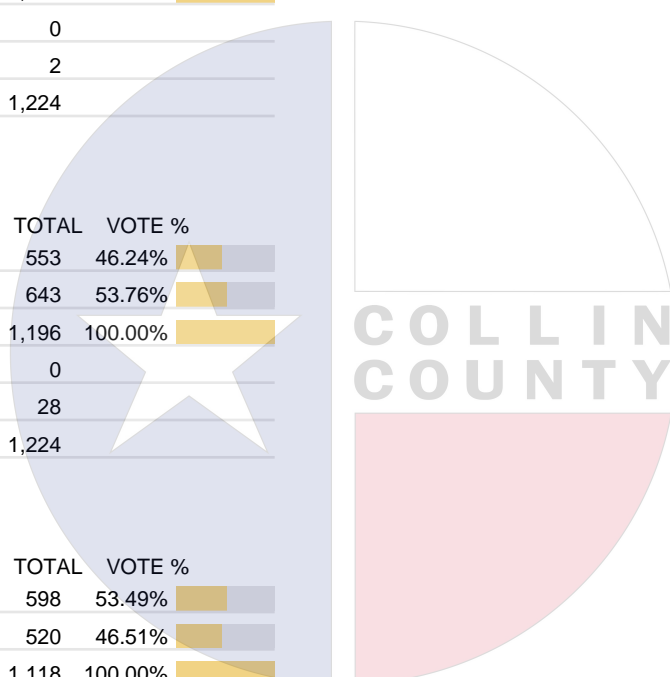
Vote For 1

	TOTAL	VOTE %	
Jim Wright	598	53.49%	
Bo French	520	46.51%	
Total Votes Cast	1,118	100.00%	
Overvotes	1		
Undervotes	105		
Contest Totals	1,224		

REP Judge, Court of Criminal Appeals, Place 3

Vote For 1

	TOTAL	VOTE %	
Alison Fox	476	44.65%	
Thomas Smith	590	55.35%	
Total Votes Cast	1,066	100.00%	
Overvotes	2		
Undervotes	156		
Contest Totals	1,224		



Collin County Seal
 Watermark Seal for Collin County,
 Collin County Government

PCT 171, 182, 222, 223

DEM Lieutenant Governor

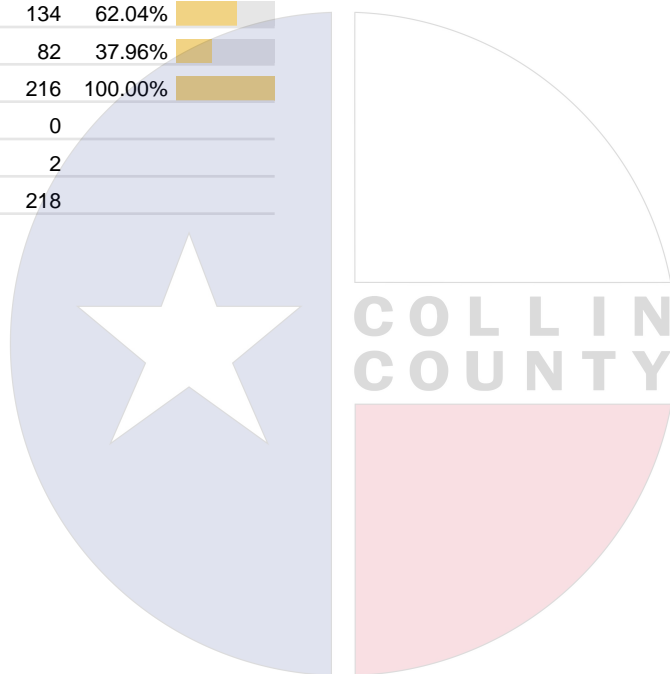
Vote For 1

	TOTAL	VOTE %	
Vikki Goodwin	181	84.19%	
Marcos Isaias Velez	34	15.81%	
Total Votes Cast	215	100.00%	
Overvotes	0		
Undervotes	3		
Contest Totals	218		

DEM Attorney General

Vote For 1

	TOTAL	VOTE %	
Nathan Johnson	134	62.04%	
Joe Jaworski	82	37.96%	
Total Votes Cast	216	100.00%	
Overvotes	0		
Undervotes	2		
Contest Totals	218		



Collin County Seal
 Watermark Seal for Collin County.
 Collin County Government

PCT 172, 181, 188

Statistics	TOTAL
Registered Voters - Total	7,905
Ballots Cast - Total	631
Ballots Cast - Republican Party	554
Ballots Cast - Democratic Party	77
Voter Turnout - Total	7.98%

REP US Senator

Vote For 1

	TOTAL	VOTE %	
Ken Paxton	400	72.33%	
John Cornyn	153	27.67%	
Total Votes Cast	553	100.00%	
Overvotes	0		
Undervotes	1		
Contest Totals	554		

REP Attorney General

Vote For 1

	TOTAL	VOTE %	
Chip Roy	235	43.12%	
Mayer Middleton	310	56.88%	
Total Votes Cast	545	100.00%	
Overvotes	0		
Undervotes	9		
Contest Totals	554		

REP Railroad Commissioner

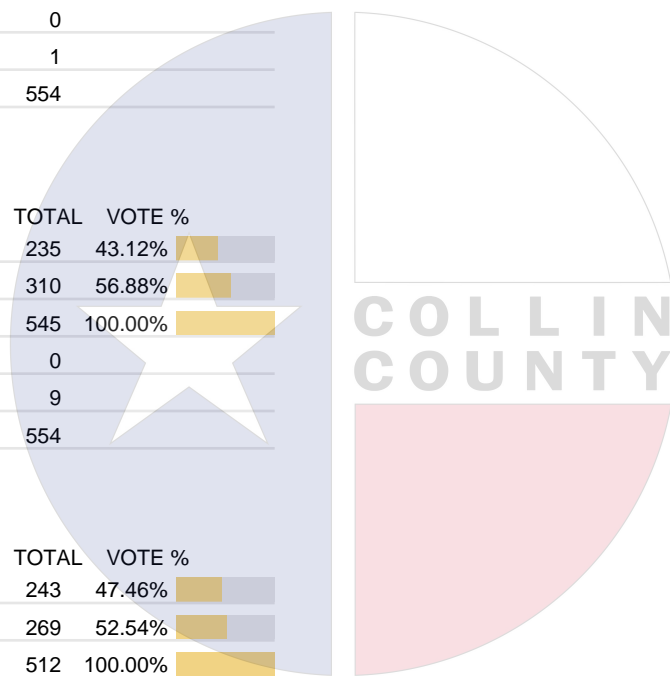
Vote For 1

	TOTAL	VOTE %	
Jim Wright	243	47.46%	
Bo French	269	52.54%	
Total Votes Cast	512	100.00%	
Overvotes	0		
Undervotes	42		
Contest Totals	554		

REP Judge, Court of Criminal Appeals, Place 3

Vote For 1

	TOTAL	VOTE %	
Alison Fox	201	40.28%	
Thomas Smith	298	59.72%	
Total Votes Cast	499	100.00%	
Overvotes	0		
Undervotes	55		
Contest Totals	554		



Collin County Seal
 Watermark Seal for Collin County,
 Collin County Government

PCT 172, 181, 188

DEM Lieutenant Governor

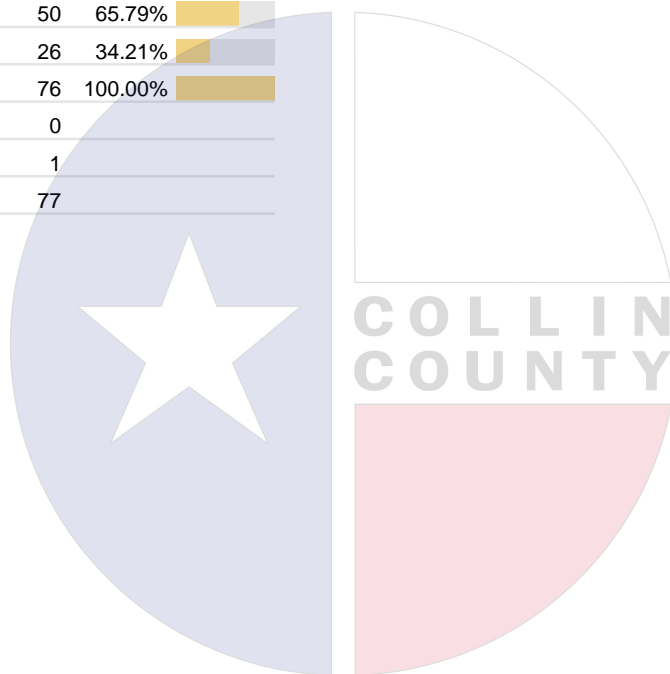
Vote For 1

	TOTAL	VOTE %	
Vikki Goodwin	56	73.68%	
Marcos Isaias Velez	20	26.32%	
Total Votes Cast	76	100.00%	
Overvotes	0		
Undervotes	1		
Contest Totals	77		

DEM Attorney General

Vote For 1

	TOTAL	VOTE %	
Nathan Johnson	50	65.79%	
Joe Jaworski	26	34.21%	
Total Votes Cast	76	100.00%	
Overvotes	0		
Undervotes	1		
Contest Totals	77		



Collin County Seal
 Watermark Seal for Collin County.
 Collin County Government

PCT 178, 199

Statistics	TOTAL
Registered Voters - Total	7,841
Ballots Cast - Total	769
Ballots Cast - Republican Party	702
Ballots Cast - Democratic Party	67
Voter Turnout - Total	9.81%

REP US Senator

Vote For 1

	TOTAL	VOTE %	
Ken Paxton	498	71.04%	
John Cornyn	203	28.96%	
Total Votes Cast	701	100.00%	
Overvotes	1		
Undervotes	0		
Contest Totals	702		

REP Attorney General

Vote For 1

	TOTAL	VOTE %	
Chip Roy	350	50.80%	
Mayer Middleton	339	49.20%	
Total Votes Cast	689	100.00%	
Overvotes	0		
Undervotes	13		
Contest Totals	702		

REP Railroad Commissioner

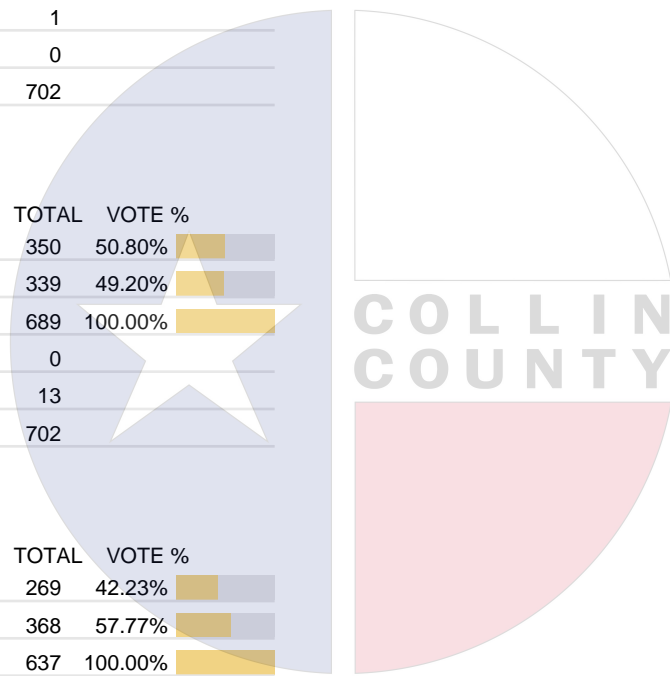
Vote For 1

	TOTAL	VOTE %	
Jim Wright	269	42.23%	
Bo French	368	57.77%	
Total Votes Cast	637	100.00%	
Overvotes	0		
Undervotes	65		
Contest Totals	702		

REP Judge, Court of Criminal Appeals, Place 3

Vote For 1

	TOTAL	VOTE %	
Alison Fox	207	35.88%	
Thomas Smith	370	64.12%	
Total Votes Cast	577	100.00%	
Overvotes	0		
Undervotes	125		
Contest Totals	702		



Collin County Seal
 Watermark Seal for Collin County,
 Collin County Government

PCT 178, 199

REP Justice of the Peace, Precinct No. 4

Vote For 1

	TOTAL	VOTE %	
Randy Farrar	274	48.84%	
Stephen Kallas	287	51.16%	
Total Votes Cast	561	100.00%	
Overvotes	1		
Undervotes	140		
Contest Totals	702		

DEM Lieutenant Governor

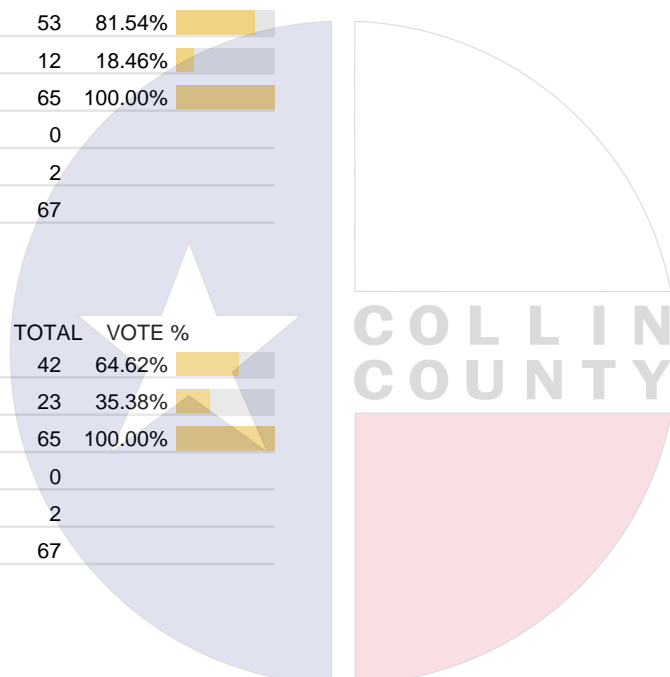
Vote For 1

	TOTAL	VOTE %	
Vikki Goodwin	53	81.54%	
Marcos Isaias Velez	12	18.46%	
Total Votes Cast	65	100.00%	
Overvotes	0		
Undervotes	2		
Contest Totals	67		

DEM Attorney General

Vote For 1

	TOTAL	VOTE %	
Nathan Johnson	42	64.62%	
Joe Jaworski	23	35.38%	
Total Votes Cast	65	100.00%	
Overvotes	0		
Undervotes	2		
Contest Totals	67		



Collin County Seal
 Watermark Seal for Collin County.
 Collin County Government

PCT 190, 239

Statistics	TOTAL
Registered Voters - Total	5,297
Ballots Cast - Total	591
Ballots Cast - Republican Party	554
Ballots Cast - Democratic Party	37
Voter Turnout - Total	11.16%

REP US Senator

Vote For 1

	TOTAL	VOTE %	
Ken Paxton	370	66.79%	
John Cornyn	184	33.21%	
Total Votes Cast	554	100.00%	
Overvotes	0		
Undervotes	0		
Contest Totals	554		

REP Attorney General

Vote For 1

	TOTAL	VOTE %	
Chip Roy	255	47.66%	
Mayer Middleton	280	52.34%	
Total Votes Cast	535	100.00%	
Overvotes	0		
Undervotes	19		
Contest Totals	554		

REP Railroad Commissioner

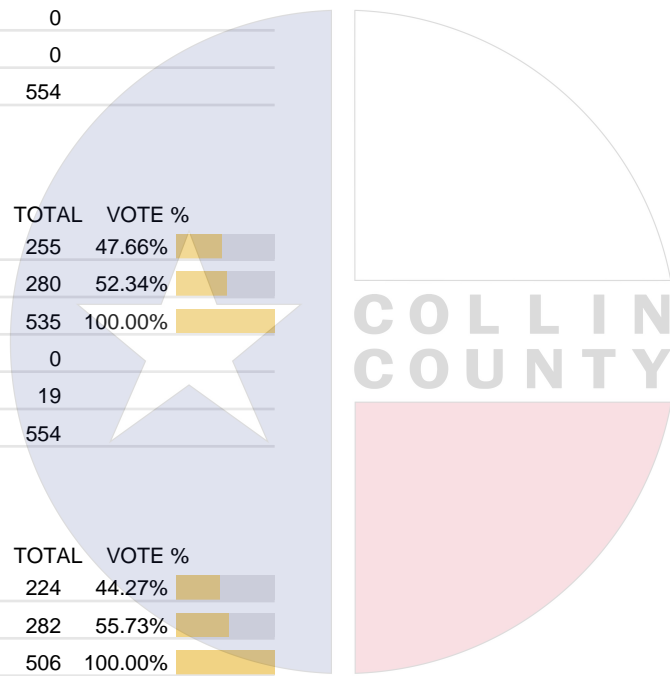
Vote For 1

	TOTAL	VOTE %	
Jim Wright	224	44.27%	
Bo French	282	55.73%	
Total Votes Cast	506	100.00%	
Overvotes	0		
Undervotes	48		
Contest Totals	554		

REP Judge, Court of Criminal Appeals, Place 3

Vote For 1

	TOTAL	VOTE %	
Alison Fox	174	37.83%	
Thomas Smith	286	62.17%	
Total Votes Cast	460	100.00%	
Overvotes	0		
Undervotes	94		
Contest Totals	554		



Collin County Seal
 Watermark Seal for Collin County,
 Collin County Government

PCT 190, 239

REP Justice of the Peace, Precinct No. 4

Vote For 1

	TOTAL	VOTE %	
Randy Farrar	214	50.23%	
Stephen Kallas	212	49.77%	
Total Votes Cast	426	100.00%	
Overvotes	0		
Undervotes	128		
Contest Totals	554		

DEM Lieutenant Governor

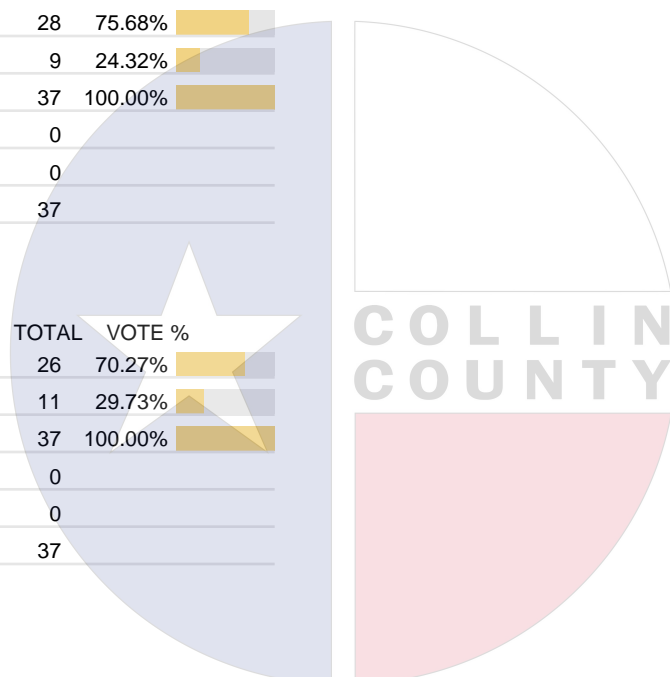
Vote For 1

	TOTAL	VOTE %	
Vikki Goodwin	28	75.68%	
Marcos Isaias Velez	9	24.32%	
Total Votes Cast	37	100.00%	
Overvotes	0		
Undervotes	0		
Contest Totals	37		

DEM Attorney General

Vote For 1

	TOTAL	VOTE %	
Nathan Johnson	26	70.27%	
Joe Jaworski	11	29.73%	
Total Votes Cast	37	100.00%	
Overvotes	0		
Undervotes	0		
Contest Totals	37		



Collin County Seal
 Watermark Seal for Collin County.
 Collin County Government

PCT 195, 255

Statistics

	TOTAL
Registered Voters - Total	4,366
Ballots Cast - Total	415
Ballots Cast - Republican Party	364
Ballots Cast - Democratic Party	51
Voter Turnout - Total	9.51%

REP US Senator

Vote For 1

	TOTAL	VOTE %	
Ken Paxton	249	68.41%	
John Cornyn	115	31.59%	
Total Votes Cast	364	100.00%	
Overvotes	0		
Undervotes	0		
Contest Totals	364		

REP Attorney General

Vote For 1

	TOTAL	VOTE %	
Chip Roy	180	50.28%	
Mayer Middleton	178	49.72%	
Total Votes Cast	358	100.00%	
Overvotes	0		
Undervotes	6		
Contest Totals	364		

REP Railroad Commissioner

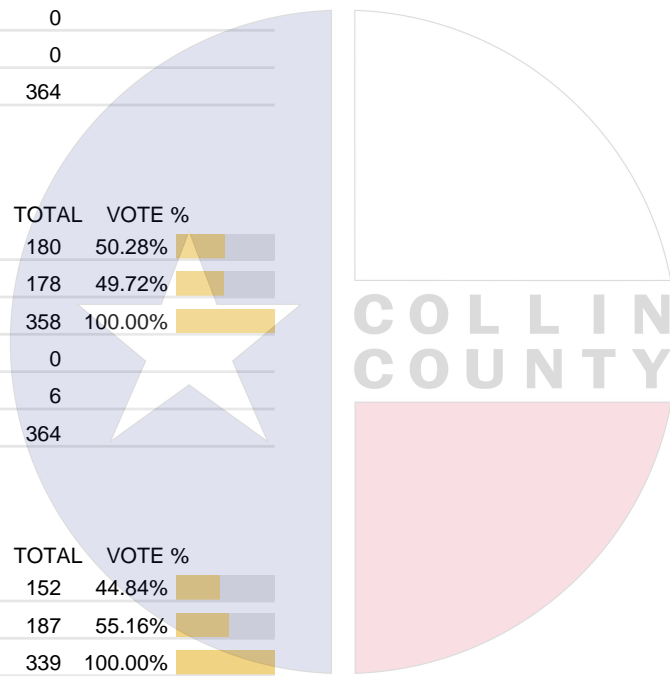
Vote For 1

	TOTAL	VOTE %	
Jim Wright	152	44.84%	
Bo French	187	55.16%	
Total Votes Cast	339	100.00%	
Overvotes	0		
Undervotes	25		
Contest Totals	364		

REP Judge, Court of Criminal Appeals, Place 3

Vote For 1

	TOTAL	VOTE %	
Alison Fox	122	38.01%	
Thomas Smith	199	61.99%	
Total Votes Cast	321	100.00%	
Overvotes	0		
Undervotes	43		
Contest Totals	364		



Collin County Seal
 Watermark Seal for Collin County,
 Collin County Government

PCT 195, 255

DEM Lieutenant Governor

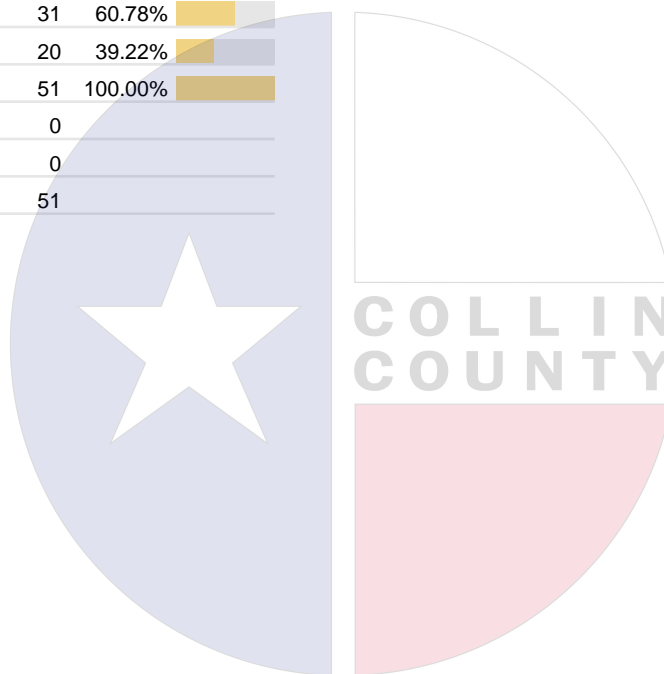
Vote For 1

	TOTAL	VOTE %	
Vikki Goodwin	47	92.16%	
Marcos Isaias Velez	4	7.84%	
Total Votes Cast	51	100.00%	
Overvotes	0		
Undervotes	0		
Contest Totals	51		

DEM Attorney General

Vote For 1

	TOTAL	VOTE %	
Nathan Johnson	31	60.78%	
Joe Jaworski	20	39.22%	
Total Votes Cast	51	100.00%	
Overvotes	0		
Undervotes	0		
Contest Totals	51		



Collin County Seal
 Watermark Seal for Collin County.
 Collin County Government

PCT 207, 208

Statistics	TOTAL
Registered Voters - Total	8,640
Ballots Cast - Total	980
Ballots Cast - Republican Party	862
Ballots Cast - Democratic Party	118
Voter Turnout - Total	11.34%

REP US Senator

Vote For 1

	TOTAL	VOTE %	
Ken Paxton	594	68.99%	
John Cornyn	267	31.01%	
Total Votes Cast	861	100.00%	
Overvotes	0		
Undervotes	1		
Contest Totals	862		

REP Attorney General

Vote For 1

	TOTAL	VOTE %	
Chip Roy	401	47.85%	
Mayer Middleton	437	52.15%	
Total Votes Cast	838	100.00%	
Overvotes	0		
Undervotes	24		
Contest Totals	862		

REP Railroad Commissioner

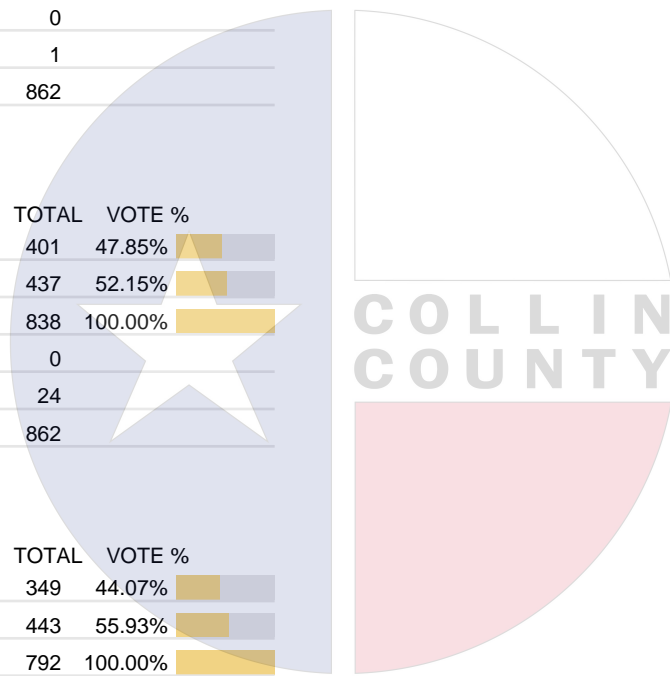
Vote For 1

	TOTAL	VOTE %	
Jim Wright	349	44.07%	
Bo French	443	55.93%	
Total Votes Cast	792	100.00%	
Overvotes	0		
Undervotes	70		
Contest Totals	862		

REP Judge, Court of Criminal Appeals, Place 3

Vote For 1

	TOTAL	VOTE %	
Alison Fox	281	37.92%	
Thomas Smith	460	62.08%	
Total Votes Cast	741	100.00%	
Overvotes	0		
Undervotes	121		
Contest Totals	862		



Collin County Seal
 Watermark Seal for Collin County,
 Collin County Government

PCT 207, 208

REP Justice of the Peace, Precinct No. 4

Vote For 1

	TOTAL	VOTE %	
Randy Farrar	341	47.96%	
Stephen Kallas	370	52.04%	
Total Votes Cast	711	100.00%	
Overvotes	0		
Undervotes	151		
Contest Totals	862		

DEM Lieutenant Governor

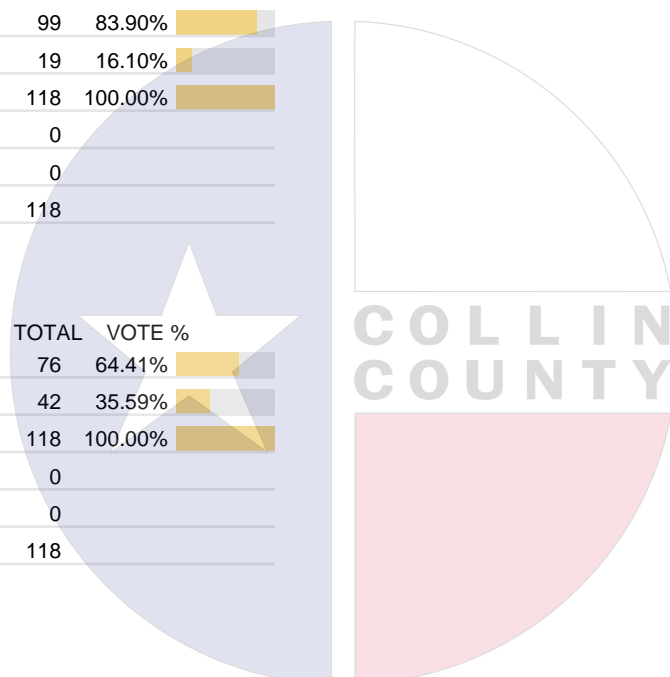
Vote For 1

	TOTAL	VOTE %	
Vikki Goodwin	99	83.90%	
Marcos Isaias Velez	19	16.10%	
Total Votes Cast	118	100.00%	
Overvotes	0		
Undervotes	0		
Contest Totals	118		

DEM Attorney General

Vote For 1

	TOTAL	VOTE %	
Nathan Johnson	76	64.41%	
Joe Jaworski	42	35.59%	
Total Votes Cast	118	100.00%	
Overvotes	0		
Undervotes	0		
Contest Totals	118		



Collin County Seal
 Watermark Seal for Collin County.
 Collin County Government

PCT 209, 271, 272

Statistics	TOTAL
Registered Voters - Total	1,169
Ballots Cast - Total	95
Ballots Cast - Republican Party	85
Ballots Cast - Democratic Party	10
Voter Turnout - Total	8.13%

REP US Senator

Vote For 1

	TOTAL	VOTE %	
Ken Paxton	62	72.94%	
John Cornyn	23	27.06%	
Total Votes Cast	85	100.00%	
Overvotes	0		
Undervotes	0		
Contest Totals	85		

REP Attorney General

Vote For 1

	TOTAL	VOTE %	
Chip Roy	37	43.53%	
Mayer Middleton	48	56.47%	
Total Votes Cast	85	100.00%	
Overvotes	0		
Undervotes	0		
Contest Totals	85		

REP Railroad Commissioner

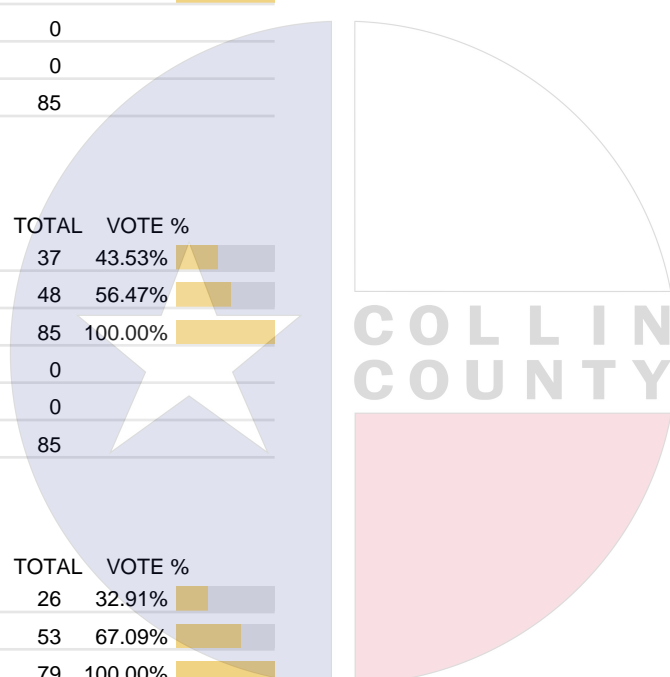
Vote For 1

	TOTAL	VOTE %	
Jim Wright	26	32.91%	
Bo French	53	67.09%	
Total Votes Cast	79	100.00%	
Overvotes	0		
Undervotes	6		
Contest Totals	85		

REP Judge, Court of Criminal Appeals, Place 3

Vote For 1

	TOTAL	VOTE %	
Alison Fox	25	34.25%	
Thomas Smith	48	65.75%	
Total Votes Cast	73	100.00%	
Overvotes	0		
Undervotes	12		
Contest Totals	85		



Collin County Seal
 Watermark Seal for Collin County,
 Collin County Government

PCT 209, 271, 272

REP Justice of the Peace, Precinct No. 4

Vote For 1

	TOTAL	VOTE %	
Randy Farrar	39	55.71%	
Stephen Kallas	31	44.29%	
Total Votes Cast	70	100.00%	
Overvotes	0		
Undervotes	15		
Contest Totals	85		

DEM Lieutenant Governor

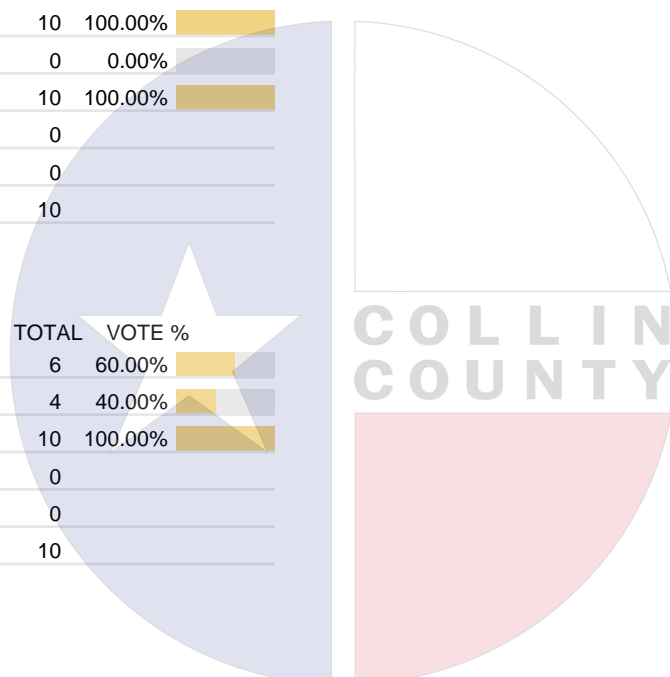
Vote For 1

	TOTAL	VOTE %	
Vikki Goodwin	10	100.00%	
Marcos Isaias Velez	0	0.00%	
Total Votes Cast	10	100.00%	
Overvotes	0		
Undervotes	0		
Contest Totals	10		

DEM Attorney General

Vote For 1

	TOTAL	VOTE %	
Nathan Johnson	6	60.00%	
Joe Jaworski	4	40.00%	
Total Votes Cast	10	100.00%	
Overvotes	0		
Undervotes	0		
Contest Totals	10		



Collin County Seal
 Watermark Seal for Collin County.
 Collin County Government

PCT 212, 225, 250

Statistics	TOTAL
Registered Voters - Total	10,745
Ballots Cast - Total	715
Ballots Cast - Republican Party	561
Ballots Cast - Democratic Party	154
Voter Turnout - Total	6.65%

REP US Senator

Vote For 1

	TOTAL	VOTE %	
Ken Paxton	349	62.77%	
John Cornyn	207	37.23%	
Total Votes Cast	556	100.00%	
Overvotes	0		
Undervotes	5		
Contest Totals	561		

REP Attorney General

Vote For 1

	TOTAL	VOTE %	
Chip Roy	248	45.67%	
Mayer Middleton	295	54.33%	
Total Votes Cast	543	100.00%	
Overvotes	0		
Undervotes	18		
Contest Totals	561		

REP Railroad Commissioner

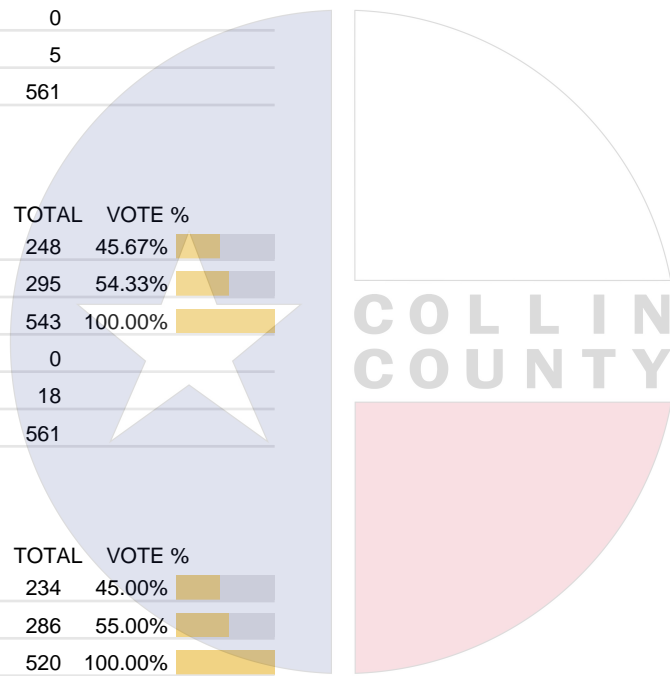
Vote For 1

	TOTAL	VOTE %	
Jim Wright	234	45.00%	
Bo French	286	55.00%	
Total Votes Cast	520	100.00%	
Overvotes	0		
Undervotes	41		
Contest Totals	561		

REP Judge, Court of Criminal Appeals, Place 3

Vote For 1

	TOTAL	VOTE %	
Alison Fox	209	42.14%	
Thomas Smith	287	57.86%	
Total Votes Cast	496	100.00%	
Overvotes	0		
Undervotes	65		
Contest Totals	561		



Collin County Seal
 Watermark Seal for Collin County,
 Collin County Government

PCT 212, 225, 250

REP Justice of the Peace, Precinct No. 4

Vote For 1

	TOTAL	VOTE %	
Randy Farrar	225	46.20%	
Stephen Kallas	262	53.80%	
Total Votes Cast	487	100.00%	
Overvotes	0		
Undervotes	74		
Contest Totals	561		

DEM Lieutenant Governor

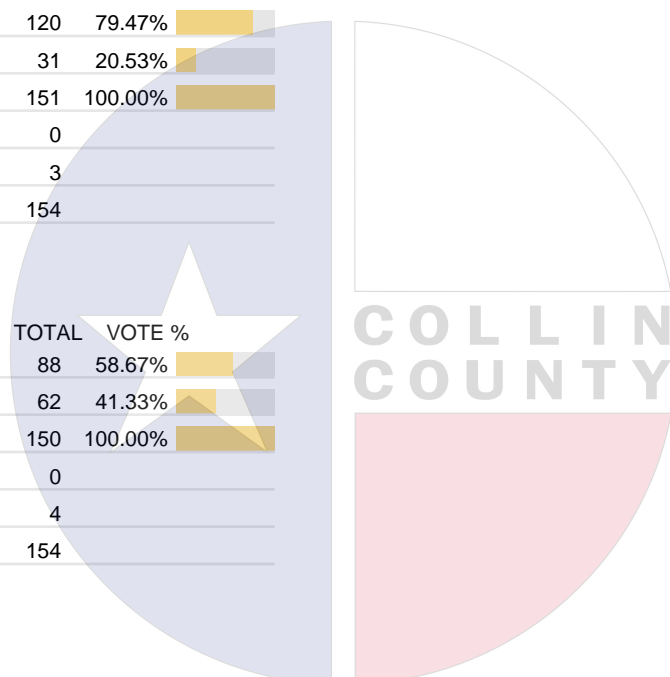
Vote For 1

	TOTAL	VOTE %	
Vikki Goodwin	120	79.47%	
Marcos Isaias Velez	31	20.53%	
Total Votes Cast	151	100.00%	
Overvotes	0		
Undervotes	3		
Contest Totals	154		

DEM Attorney General

Vote For 1

	TOTAL	VOTE %	
Nathan Johnson	88	58.67%	
Joe Jaworski	62	41.33%	
Total Votes Cast	150	100.00%	
Overvotes	0		
Undervotes	4		
Contest Totals	154		



Collin County Seal
 Watermark Seal for Collin County.
 Collin County Government

PCT 214, 224

Statistics	TOTAL
Registered Voters - Total	7,249
Ballots Cast - Total	1,096
Ballots Cast - Republican Party	1,035
Ballots Cast - Democratic Party	61
Voter Turnout - Total	15.12%

REP US Senator

Vote For 1

	TOTAL	VOTE %	
Ken Paxton	686	66.41%	
John Cornyn	347	33.59%	
Total Votes Cast	1,033	100.00%	
Overvotes	0		
Undervotes	2		
Contest Totals	1,035		

REP Attorney General

Vote For 1

	TOTAL	VOTE %	
Chip Roy	472	46.32%	
Mayer Middleton	547	53.68%	
Total Votes Cast	1,019	100.00%	
Overvotes	0		
Undervotes	16		
Contest Totals	1,035		

REP Railroad Commissioner

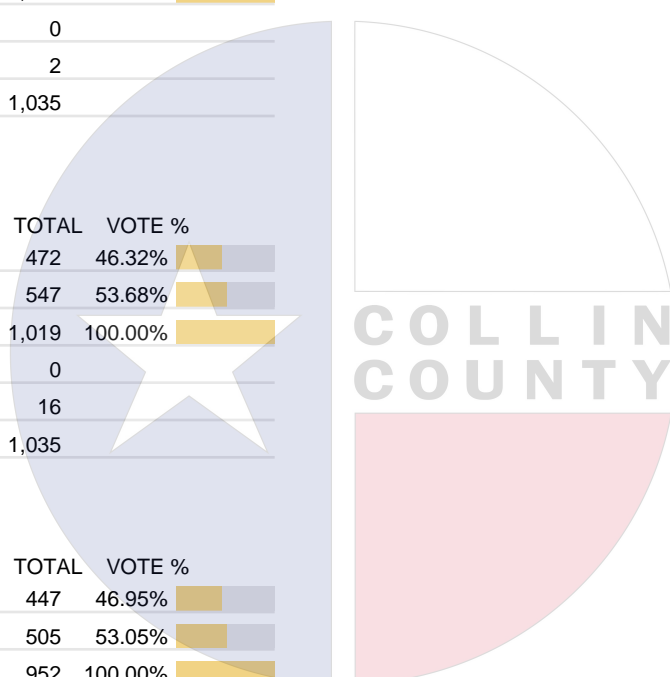
Vote For 1

	TOTAL	VOTE %	
Jim Wright	447	46.95%	
Bo French	505	53.05%	
Total Votes Cast	952	100.00%	
Overvotes	0		
Undervotes	83		
Contest Totals	1,035		

REP Judge, Court of Criminal Appeals, Place 3

Vote For 1

	TOTAL	VOTE %	
Alison Fox	346	39.45%	
Thomas Smith	531	60.55%	
Total Votes Cast	877	100.00%	
Overvotes	0		
Undervotes	158		
Contest Totals	1,035		



Collin County Seal
 Watermark Seal for Collin County,
 Collin County Government

PCT 214, 224

REP Justice of the Peace, Precinct No. 4

Vote For 1

	TOTAL	VOTE %	
Randy Farrar	437	51.11%	
Stephen Kallas	418	48.89%	
Total Votes Cast	855	100.00%	
Overvotes	0		
Undervotes	180		
Contest Totals	1,035		

DEM Lieutenant Governor

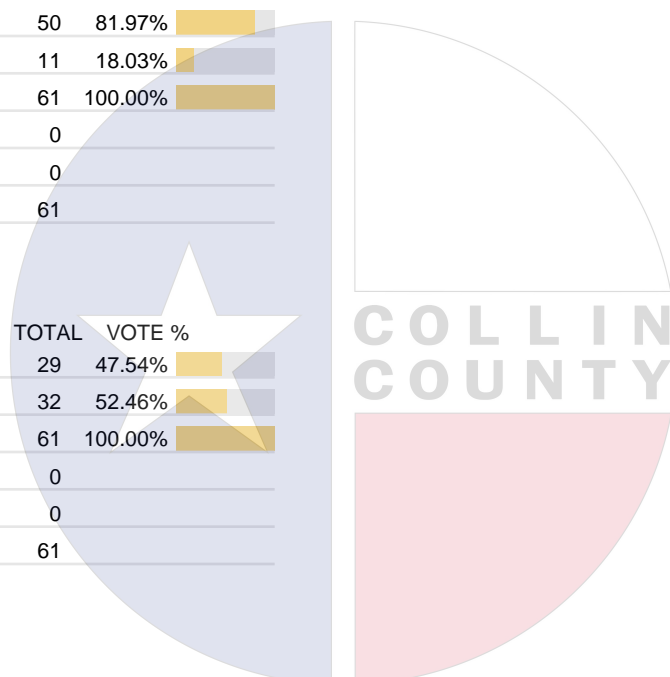
Vote For 1

	TOTAL	VOTE %	
Vikki Goodwin	50	81.97%	
Marcos Isaias Velez	11	18.03%	
Total Votes Cast	61	100.00%	
Overvotes	0		
Undervotes	0		
Contest Totals	61		

DEM Attorney General

Vote For 1

	TOTAL	VOTE %	
Nathan Johnson	29	47.54%	
Joe Jaworski	32	52.46%	
Total Votes Cast	61	100.00%	
Overvotes	0		
Undervotes	0		
Contest Totals	61		



Collin County Seal
 Watermark Seal for Collin County.
 Collin County Government

PCT 220, 229, 248

Statistics	TOTAL
Registered Voters - Total	7,473
Ballots Cast - Total	454
Ballots Cast - Republican Party	378
Ballots Cast - Democratic Party	76
Voter Turnout - Total	6.08%

REP US Senator

Vote For 1

	TOTAL	VOTE %	
Ken Paxton	275	72.75%	
John Cornyn	103	27.25%	
Total Votes Cast	378	100.00%	
Overvotes	0		
Undervotes	0		
Contest Totals	378		

REP Attorney General

Vote For 1

	TOTAL	VOTE %	
Chip Roy	181	48.79%	
Mayer Middleton	190	51.21%	
Total Votes Cast	371	100.00%	
Overvotes	0		
Undervotes	7		
Contest Totals	378		

REP Railroad Commissioner

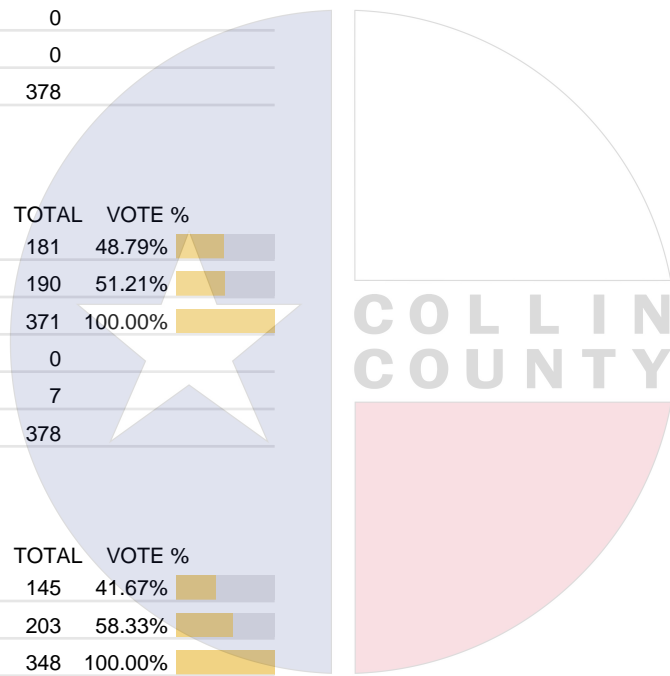
Vote For 1

	TOTAL	VOTE %	
Jim Wright	145	41.67%	
Bo French	203	58.33%	
Total Votes Cast	348	100.00%	
Overvotes	0		
Undervotes	30		
Contest Totals	378		

REP Judge, Court of Criminal Appeals, Place 3

Vote For 1

	TOTAL	VOTE %	
Alison Fox	138	41.19%	
Thomas Smith	197	58.81%	
Total Votes Cast	335	100.00%	
Overvotes	0		
Undervotes	43		
Contest Totals	378		



Collin County Seal
 Watermark Seal for Collin County,
 Collin County Government

PCT 220, 229, 248

REP Justice of the Peace, Precinct No. 4

Vote For 1

	TOTAL	VOTE %	
Randy Farrar	152	47.65%	
Stephen Kallas	167	52.35%	
Total Votes Cast	319	100.00%	
Overvotes	2		
Undervotes	57		
Contest Totals	378		

DEM Lieutenant Governor

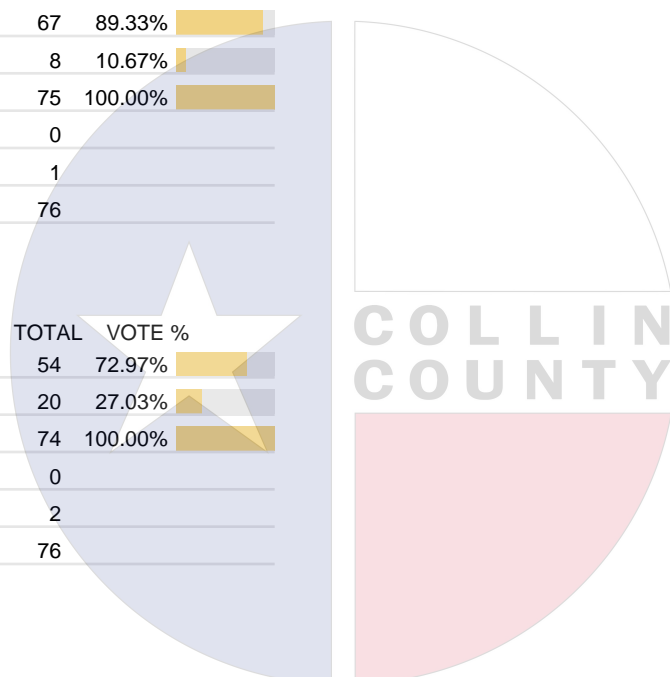
Vote For 1

	TOTAL	VOTE %	
Vikki Goodwin	67	89.33%	
Marcos Isaias Velez	8	10.67%	
Total Votes Cast	75	100.00%	
Overvotes	0		
Undervotes	1		
Contest Totals	76		

DEM Attorney General

Vote For 1

	TOTAL	VOTE %	
Nathan Johnson	54	72.97%	
Joe Jaworski	20	27.03%	
Total Votes Cast	74	100.00%	
Overvotes	0		
Undervotes	2		
Contest Totals	76		



Collin County Seal
 Watermark Seal for Collin County.
 Collin County Government

PCT 228, 254

Statistics

TOTAL

Registered Voters - Total	6,202
Ballots Cast - Total	291
Ballots Cast - Republican Party	212
Ballots Cast - Democratic Party	79
Voter Turnout - Total	4.69%

REP US Senator

Vote For 1

	TOTAL	VOTE %	
Ken Paxton	171	81.04%	
John Cornyn	40	18.96%	
Total Votes Cast	211	100.00%	
Overvotes	1		
Undervotes	0		
Contest Totals	212		

REP Attorney General

Vote For 1

	TOTAL	VOTE %	
Chip Roy	105	49.76%	
Mayer Middleton	106	50.24%	
Total Votes Cast	211	100.00%	
Overvotes	0		
Undervotes	1		
Contest Totals	212		

REP Railroad Commissioner

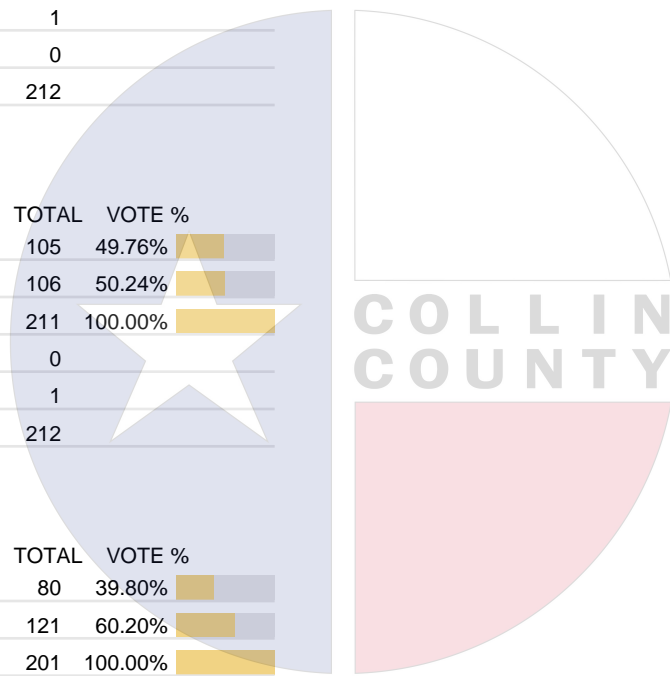
Vote For 1

	TOTAL	VOTE %	
Jim Wright	80	39.80%	
Bo French	121	60.20%	
Total Votes Cast	201	100.00%	
Overvotes	0		
Undervotes	11		
Contest Totals	212		

REP Judge, Court of Criminal Appeals, Place 3

Vote For 1

	TOTAL	VOTE %	
Alison Fox	74	38.74%	
Thomas Smith	117	61.26%	
Total Votes Cast	191	100.00%	
Overvotes	0		
Undervotes	21		
Contest Totals	212		






Collin County Seal
 Watermark Seal for Collin County,
 Collin County Government

PCT 228, 254




DEM Lieutenant Governor

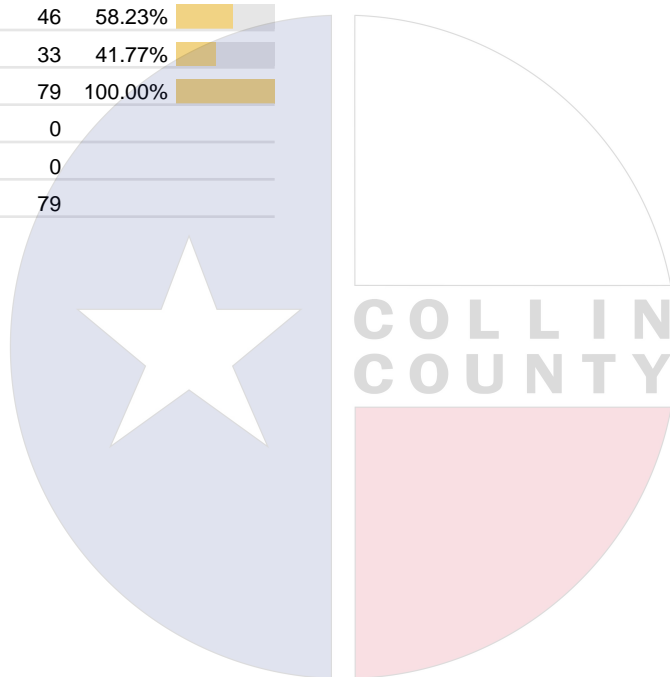
Vote For 1

	TOTAL	VOTE %	
Vikki Goodwin	47	61.04%	
Marcos Isaias Velez	30	38.96%	
Total Votes Cast	77	100.00%	
Overvotes	0		
Undervotes	2		
Contest Totals	79		

DEM Attorney General

Vote For 1

	TOTAL	VOTE %	
Nathan Johnson	46	58.23%	
Joe Jaworski	33	41.77%	
Total Votes Cast	79	100.00%	
Overvotes	0		
Undervotes	0		
Contest Totals	79		



Collin County Seal
 Watermark Seal for Collin County.
 Collin County Government

LB01

Statistics

TOTAL

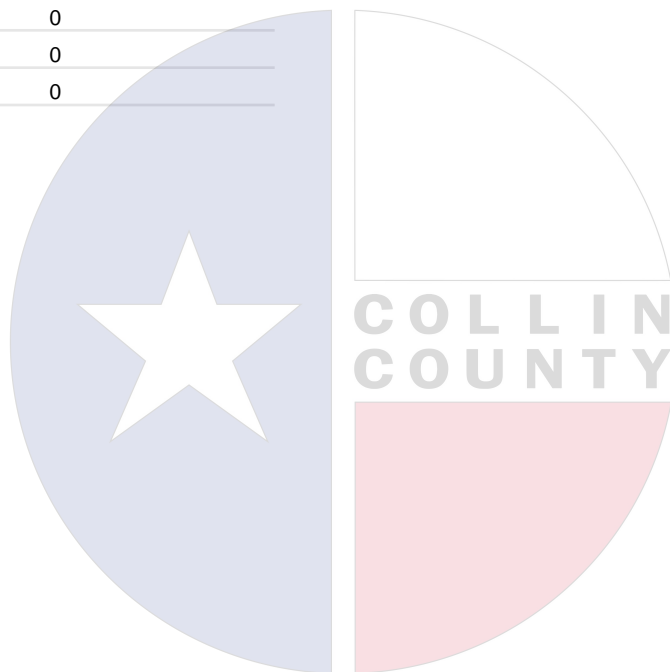
Registered Voters - Total	0
Ballots Cast - Total	0
Ballots Cast - Republican Party	0
Ballots Cast - Democratic Party	0
Voter Turnout - Total	0.00%

REP US Senator

Vote For 1

TOTAL VOTE %

Ken Paxton	0
John Cornyn	0
Total Votes Cast	0
Overvotes	0
Undervotes	0
Contest Totals	0



Collin County Seal
Watermark Seal for Collin County.
Collin County Government

LB02

Statistics

TOTAL

Registered Voters - Total	0
Ballots Cast - Total	43
Ballots Cast - Republican Party	37
Ballots Cast - Democratic Party	6
Voter Turnout - Total	0.00%

REP US Senator

Vote For 1

	TOTAL	VOTE %	
Ken Paxton	25	67.57%	
John Cornyn	12	32.43%	
Total Votes Cast	37	100.00%	
Overvotes	0		
Undervotes	0		
Contest Totals	37		

REP Attorney General

Vote For 1

	TOTAL	VOTE %	
Chip Roy	21	58.33%	
Mayer Middleton	15	41.67%	
Total Votes Cast	36	100.00%	
Overvotes	0		
Undervotes	1		
Contest Totals	37		

REP Railroad Commissioner

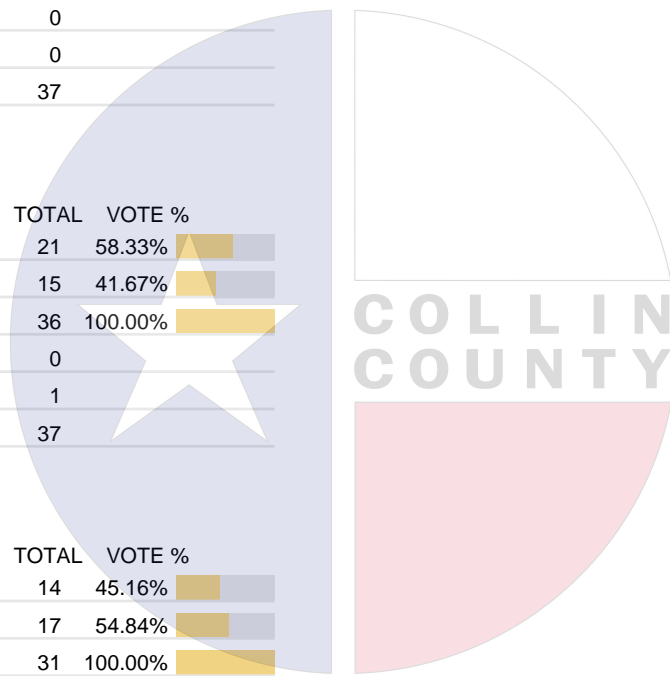
Vote For 1

	TOTAL	VOTE %	
Jim Wright	14	45.16%	
Bo French	17	54.84%	
Total Votes Cast	31	100.00%	
Overvotes	0		
Undervotes	6		
Contest Totals	37		

REP Judge, Court of Criminal Appeals, Place 3

Vote For 1

	TOTAL	VOTE %	
Alison Fox	16	55.17%	
Thomas Smith	13	44.83%	
Total Votes Cast	29	100.00%	
Overvotes	0		
Undervotes	8		
Contest Totals	37		






Collin County Seal
 Watermark Seal for Collin County,
 Collin County Government

LB02




DEM Lieutenant Governor

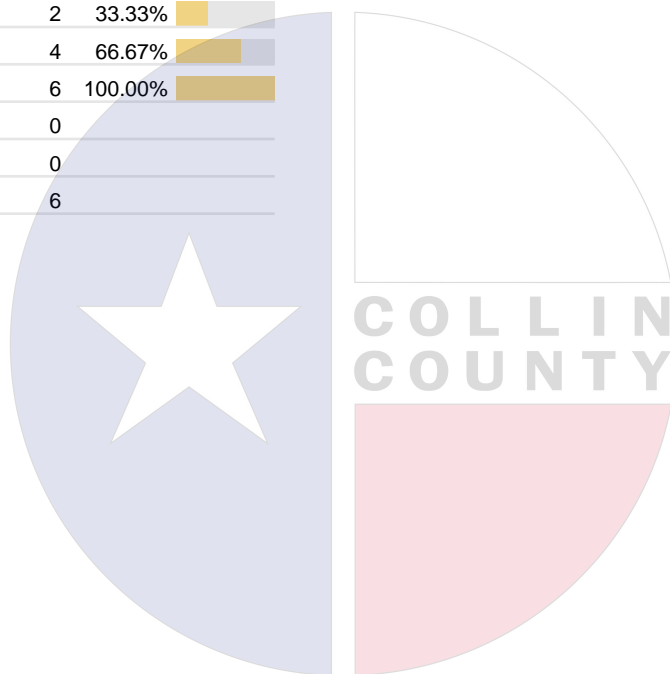
Vote For 1

	TOTAL	VOTE %	
Vikki Goodwin	6	100.00%	
Marcos Isaias Velez	0	0.00%	
Total Votes Cast	6	100.00%	
Overvotes	0		
Undervotes	0		
Contest Totals	6		

DEM Attorney General

Vote For 1

	TOTAL	VOTE %	
Nathan Johnson	2	33.33%	
Joe Jaworski	4	66.67%	
Total Votes Cast	6	100.00%	
Overvotes	0		
Undervotes	0		
Contest Totals	6		



Collin County Seal
 Watermark Seal for Collin County.
 Collin County Government