


Summary Results Report  
2026 Republican and Democratic Primary Election  
March 3, 2026

FINAL RESULTS  
All Races  
COLLIN COUNTY

**Statistics**

	TOTAL	Ballot by Mail	Early Voting	Election Day
Registered Voters - Total	760,111			
Ballots Cast - Total	200,338	4,512	132,518	63,308
Ballots Cast - Republican Party	104,260	2,246	68,962	33,052
Ballots Cast - Democratic Party	96,078	2,266	63,556	30,256
Voter Turnout - Total	26.36%			



Collin County Seal  
Watermark Seal for Collin County.  
Collin County Government

Summary Results Report  
 2026 Republican and Democratic Primary Election  
 March 3, 2026

FINAL RESULTS  
 All Races  
 COLLIN COUNTY

**REP US Senator**

Vote For 1

	TOTAL	VOTE %	Ballot by Mail	Early Voting	Election Day
Sara Canady	1,435	1.40%	25	846	564
Anna Bender	847	0.82%	21	495	331
Ken Paxton	42,077	40.98%	477	27,437	14,163
Gulrez "Gus" Khan	3,060	2.98%	18	2,040	1,002
Virgil John Bierschwale	324	0.32%	8	186	130
Wesley Hunt	13,438	13.09%	234	8,401	4,803
John Cornyn	41,251	40.17%	1,426	28,558	11,267
John O. Adefope	257	0.25%	7	141	109
Total Votes Cast	102,689	100.00%	2,216	68,104	32,369
Overvotes	69		1	42	26
Undervotes	1,502		29	816	657
Contest Totals	104,260		2,246	68,962	33,052

**REP US Representative, District 3**

Vote For 1

	TOTAL	VOTE %	Ballot by Mail	Early Voting	Election Day
Keith Self	48,340	81.63%	867	32,874	14,599
Mark Newgent	10,882	18.37%	197	6,975	3,710
Total Votes Cast	59,222	100.00%	1,064	39,849	18,309
Overvotes	6		0	6	0
Undervotes	3,969		94	2,131	1,744
Contest Totals	63,197		1,158	41,986	20,053

**REP US Representative, District 4**

Vote For 1

	TOTAL	VOTE %	Ballot by Mail	Early Voting	Election Day
Don Horn	7,208	22.05%	141	4,424	2,643
Pat Fallon	25,479	77.95%	706	17,623	7,150
Total Votes Cast	32,687	100.00%	847	22,047	9,793
Overvotes	10		0	5	5
Undervotes	5,218		166	3,133	1,919
Contest Totals	37,915		1,013	25,185	11,717

Summary Results Report  
 2026 Republican and Democratic Primary Election  
 March 3, 2026

FINAL RESULTS  
 All Races  
 COLLIN COUNTY

**REP US Representative, District 32**

Vote For 1

	TOTAL	VOTE %	Ballot by Mail	Early Voting	Election Day
Aimee Carrasco	111	4.10%	1	63	47
Darrell Day	267	9.87%	4	159	104
James Ussery	50	1.85%	1	20	29
Paul L. Bondar	270	9.98%	7	123	140
Abteen Vaziri	62	2.29%	0	28	34
Jace Yarbrough	1,219	45.05%	31	749	439
Ryan Binkley	588	21.73%	16	294	278
Monty Montanez	31	1.15%	0	16	15
Gordon Heslop	108	3.99%	5	82	21
Total Votes Cast	2,706	100.00%	65	1,534	1,107
Overvotes	0		0	0	0
Undervotes	341		8	158	175
Contest Totals	3,047		73	1,692	1,282

**REP Governor**

Vote For 1

	TOTAL	VOTE %	Ballot by Mail	Early Voting	Election Day
Pete "Doc" Chambers	13,821	13.77%	90	8,388	5,343
Ronnie Tullos	407	0.41%	5	256	146
Nathaniel Welch	529	0.53%	10	328	191
Charles Andrew Crouch	574	0.57%	18	339	217
Mark V. Goloby	457	0.46%	7	318	132
Stephen Samuelson	488	0.49%	14	325	149
Greg Abbott	79,342	79.05%	1,929	53,340	24,073
R.F. "Bob" Achgill	388	0.39%	13	272	103
Evelyn Brooks	2,392	2.38%	68	1,625	699
Arturo Espinosa	1,040	1.04%	12	710	318
Kenneth Hyde	928	0.92%	13	602	313
Total Votes Cast	100,366	100.00%	2,179	66,503	31,684
Overvotes	34		3	21	10
Undervotes	3,858		62	2,438	1,358
Contest Totals	104,258		2,244	68,962	33,052

**REP Lieutenant Governor**

Vote For 1

	TOTAL	VOTE %	Ballot by Mail	Early Voting	Election Day
Dan Patrick	83,395	85.28%	1,849	55,950	25,596
Perla Munoz Hopkins	5,860	5.99%	99	3,716	2,045
Timothy Mabry	7,259	7.42%	162	4,602	2,495
Esala Wueschner	1,277	1.31%	23	899	355
Total Votes Cast	97,791	100.00%	2,133	65,167	30,491
Overvotes	16		1	13	2
Undervotes	6,451		110	3,782	2,559
Contest Totals	104,258		2,244	68,962	33,052

Summary Results Report  
 2026 Republican and Democratic Primary Election  
 March 3, 2026

FINAL RESULTS  
 All Races  
 COLLIN COUNTY

**REP Attorney General**

Vote For 1

	TOTAL	VOTE %	Ballot by Mail	Early Voting	Election Day
Chip Roy	31,014	32.17%	599	19,398	11,017
Mayes Middleton	37,872	39.29%	1,067	27,201	9,604
Joan Huffman	10,869	11.28%	278	6,851	3,740
Aaron Reitz	16,638	17.26%	184	11,143	5,311
<b>Total Votes Cast</b>	<b>96,393</b>	<b>100.00%</b>	<b>2,128</b>	<b>64,593</b>	<b>29,672</b>
Overvotes	37		0	21	16
Undervotes	7,828		116	4,348	3,364
<b>Contest Totals</b>	<b>104,258</b>		<b>2,244</b>	<b>68,962</b>	<b>33,052</b>

**REP Comptroller of Public Accounts**

Vote For 1

	TOTAL	VOTE %	Ballot by Mail	Early Voting	Election Day
Don Huffines	65,947	67.64%	1,277	43,945	20,725
Christi Craddick	9,971	10.23%	265	6,836	2,870
Michael Berlanga	2,708	2.78%	49	1,679	980
Kelly Hancock	18,875	19.36%	528	12,673	5,674
<b>Total Votes Cast</b>	<b>97,501</b>	<b>100.00%</b>	<b>2,119</b>	<b>65,133</b>	<b>30,249</b>
Overvotes	43		0	27	16
Undervotes	6,714		125	3,802	2,787
<b>Contest Totals</b>	<b>104,258</b>		<b>2,244</b>	<b>68,962</b>	<b>33,052</b>

**REP Commissioner General Land Office**

Vote For 1

	TOTAL	VOTE %	Ballot by Mail	Early Voting	Election Day
Dawn Buckingham	76,525	100.00%	1,557	51,126	23,842
<b>Total Votes Cast</b>	<b>76,525</b>	<b>100.00%</b>	<b>1,557</b>	<b>51,126</b>	<b>23,842</b>
Overvotes	0		0	0	0
Undervotes	27,733		687	17,836	9,210
<b>Contest Totals</b>	<b>104,258</b>		<b>2,244</b>	<b>68,962</b>	<b>33,052</b>

**REP Commissioner of Agriculture**

Vote For 1

	TOTAL	VOTE %	Ballot by Mail	Early Voting	Election Day
Nate Sheets	60,682	67.36%	1,299	41,648	17,735
Sid Miller	29,410	32.64%	648	18,984	9,778
<b>Total Votes Cast</b>	<b>90,092</b>	<b>100.00%</b>	<b>1,947</b>	<b>60,632</b>	<b>27,513</b>
Overvotes	29		0	20	9
Undervotes	14,137		297	8,310	5,530
<b>Contest Totals</b>	<b>104,258</b>		<b>2,244</b>	<b>68,962</b>	<b>33,052</b>

Collin County Seal  
 Watermark Seal for Collin County.  
 Collin County Government

Summary Results Report  
 2026 Republican and Democratic Primary Election  
 March 3, 2026

FINAL RESULTS  
 All Races  
 COLLIN COUNTY

**REP Railroad Commissioner**

Vote For 1

	TOTAL	VOTE %		Ballot by Mail	Early Voting	Election Day
Jim Wright	24,320	27.47%		647	15,766	7,907
Bo French	38,975	44.02%		730	28,081	10,164
James (Jim) Matlock	12,556	14.18%		201	7,776	4,579
Hawk Dunlap	4,368	4.93%		91	2,673	1,604
Katherine Culbert	8,312	9.39%		240	5,559	2,513
Total Votes Cast	88,531	100.00%		1,909	59,855	26,767
Overvotes	32			1	20	11
Undervotes	15,695			334	9,087	6,274
Contest Totals	104,258			2,244	68,962	33,052

**REP Chief Justice, Supreme Court**

Vote For 1

	TOTAL	VOTE %		Ballot by Mail	Early Voting	Election Day
Jimmy Blacklock	75,492	100.00%		1,524	50,439	23,529
Total Votes Cast	75,492	100.00%		1,524	50,439	23,529
Overvotes	0			0	0	0
Undervotes	28,766			720	18,523	9,523
Contest Totals	104,258			2,244	68,962	33,052

**REP Justice, Supreme Court, Place 2, Unexpired Term**

Vote For 1

	TOTAL	VOTE %		Ballot by Mail	Early Voting	Election Day
James P. Sullivan	74,645	100.00%		1,512	49,847	23,286
Total Votes Cast	74,645	100.00%		1,512	49,847	23,286
Overvotes	0			0	0	0
Undervotes	29,613			732	19,115	9,766
Contest Totals	104,258			2,244	68,962	33,052

**REP Justice, Supreme Court, Place 7**

Vote For 1

	TOTAL	VOTE %		Ballot by Mail	Early Voting	Election Day
Kyle Hawkins	74,218	100.00%		1,497	49,586	23,135
Total Votes Cast	74,218	100.00%		1,497	49,586	23,135
Overvotes	0			0	0	0
Undervotes	30,040			747	19,376	9,917
Contest Totals	104,258			2,244	68,962	33,052

**REP Justice, Supreme Court, Place 8**

Vote For 1

	TOTAL	VOTE %		Ballot by Mail	Early Voting	Election Day
Brett Busby	73,875	100.00%		1,493	49,376	23,006
Total Votes Cast	73,875	100.00%		1,493	49,376	23,006
Overvotes	0			0	0	0
Undervotes	30,383			751	19,586	10,046
Contest Totals	104,258			2,244	68,962	33,052

Summary Results Report  
 2026 Republican and Democratic Primary Election  
 March 3, 2026

FINAL RESULTS  
 All Races  
 COLLIN COUNTY

**REP Judge, Court of Criminal Appeals, Place 3**

Vote For 1

	TOTAL	VOTE %	Ballot by Mail	Early Voting	Election Day
Lesli Fitzpatrick	13,653	16.64%	283	8,552	4,818
Alison Fox	29,131	35.51%	879	21,396	6,856
Thomas Smith	27,380	33.38%	420	18,112	8,848
Brent Coffee	11,862	14.46%	185	7,402	4,275
Total Votes Cast	82,026	100.00%	1,767	55,462	24,797
Overvotes	42		1	32	9
Undervotes	22,190		476	13,468	8,246
Contest Totals	104,258		2,244	68,962	33,052

**REP Judge, Court of Criminal Appeals, Place 4**

Vote For 1

	TOTAL	VOTE %	Ballot by Mail	Early Voting	Election Day
Kevin Patrick Yeary	72,687	100.00%	1,468	48,627	22,592
Total Votes Cast	72,687	100.00%	1,468	48,627	22,592
Overvotes	0		0	0	0
Undervotes	31,571		776	20,335	10,460
Contest Totals	104,258		2,244	68,962	33,052

**REP Judge, Court of Criminal Appeals, Place 9**

Vote For 1

	TOTAL	VOTE %	Ballot by Mail	Early Voting	Election Day
Jennifer Balido	31,472	38.42%	832	21,744	8,896
John Messinger	50,440	61.58%	923	33,576	15,941
Total Votes Cast	81,912	100.00%	1,755	55,320	24,837
Overvotes	365		6	284	75
Undervotes	21,981		483	13,358	8,140
Contest Totals	104,258		2,244	68,962	33,052

**REP State Senator, District 2**

Vote For 1

	TOTAL	VOTE %	Ballot by Mail	Early Voting	Election Day
Bob Hall	4,511	83.55%	196	2,966	1,349
Jason K. Eddington	888	16.45%	41	537	310
Total Votes Cast	5,399	100.00%	237	3,503	1,659
Overvotes	2		0	1	1
Undervotes	1,581		66	877	638
Contest Totals	6,982		303	4,381	2,298

Summary Results Report  
 2026 Republican and Democratic Primary Election  
 March 3, 2026

FINAL RESULTS  
 All Races  
 COLLIN COUNTY

**REP State Representative, District 33**

Vote For 1

	TOTAL	VOTE %		Ballot by Mail	Early Voting	Election Day
Katrina Pierson	4,724	100.00%		100	2,879	1,745
Total Votes Cast	4,724	100.00%		100	2,879	1,745
Overvotes	0			0	0	0
Undervotes	2,534			57	1,505	972
Contest Totals	7,258			157	4,384	2,717

**REP State Representative, District 61**

Vote For 1

	TOTAL	VOTE %		Ballot by Mail	Early Voting	Election Day
Frederick Frazier	6,161	32.98%		92	3,817	2,252
Keresa Richardson	12,518	67.02%		280	8,850	3,388
Total Votes Cast	18,679	100.00%		372	12,667	5,640
Overvotes	10			0	7	3
Undervotes	1,655			36	881	738
Contest Totals	20,344			408	13,555	6,381

**REP State Representative, District 66**

Vote For 1

	TOTAL	VOTE %		Ballot by Mail	Early Voting	Election Day
Matt Shaheen	15,112	100.00%		298	10,017	4,797
Total Votes Cast	15,112	100.00%		298	10,017	4,797
Overvotes	0			0	0	0
Undervotes	5,090			117	3,249	1,724
Contest Totals	20,202			415	13,266	6,521

**REP State Representative, District 67**

Vote For 1

	TOTAL	VOTE %		Ballot by Mail	Early Voting	Election Day
Jeff Leach	12,008	64.31%		258	8,288	3,462
Matt Thorsen	6,664	35.69%		101	4,407	2,156
Total Votes Cast	18,672	100.00%		359	12,695	5,618
Overvotes	12			0	8	4
Undervotes	1,487			31	818	638
Contest Totals	20,171			390	13,521	6,260

**REP State Representative, District 70**

Vote For 1

	TOTAL	VOTE %		Ballot by Mail	Early Voting	Election Day
George Flint	6,430	56.80%		223	4,749	1,458
Jack Ryan Gallagher	2,356	20.81%		65	1,453	838
Michael Hewitt	2,534	22.39%		111	1,701	722
Total Votes Cast	11,320	100.00%		399	7,903	3,018
Overvotes	6			0	4	2
Undervotes	2,915			125	1,764	1,026
Contest Totals	14,241			524	9,671	4,046

Summary Results Report  
 2026 Republican and Democratic Primary Election  
 March 3, 2026

FINAL RESULTS  
 All Races  
 COLLIN COUNTY

**REP State Representative, District 89**

Vote For 1

	TOTAL	VOTE %		Ballot by Mail	Early Voting	Election Day
Candy Noble	10,544	52.76%		201	6,912	3,431
Freddie America	1,365	6.83%		10	817	538
Jeff Forrester	8,074	40.40%		117	5,604	2,353
<b>Total Votes Cast</b>	<b>19,983</b>	<b>100.00%</b>		<b>328</b>	<b>13,333</b>	<b>6,322</b>
Overvotes	16			0	13	3
Undervotes	1,941			22	1,117	802
<b>Contest Totals</b>	<b>21,940</b>			<b>350</b>	<b>14,463</b>	<b>7,127</b>

**REP Chief Justice, 15th Court of Appeals District**

Vote For 1

	TOTAL	VOTE %		Ballot by Mail	Early Voting	Election Day
Scott Brister	71,744	100.00%		1,438	47,973	22,333
<b>Total Votes Cast</b>	<b>71,744</b>	<b>100.00%</b>		<b>1,438</b>	<b>47,973</b>	<b>22,333</b>
Overvotes	0			0	0	0
Undervotes	32,514			806	20,989	10,719
<b>Contest Totals</b>	<b>104,258</b>			<b>2,244</b>	<b>68,962</b>	<b>33,052</b>

**REP Justice, 15th Court of Appeals District, Place 2**

Vote For 1

	TOTAL	VOTE %		Ballot by Mail	Early Voting	Election Day
Scott K. Field	72,000	100.00%		1,450	48,141	22,409
<b>Total Votes Cast</b>	<b>72,000</b>	<b>100.00%</b>		<b>1,450</b>	<b>48,141</b>	<b>22,409</b>
Overvotes	0			0	0	0
Undervotes	32,258			794	20,821	10,643
<b>Contest Totals</b>	<b>104,258</b>			<b>2,244</b>	<b>68,962</b>	<b>33,052</b>

**REP Justice, 15th Court of Appeals District, Place 3**

Vote For 1

	TOTAL	VOTE %		Ballot by Mail	Early Voting	Election Day
April Farris	71,685	100.00%		1,444	47,935	22,306
<b>Total Votes Cast</b>	<b>71,685</b>	<b>100.00%</b>		<b>1,444</b>	<b>47,935</b>	<b>22,306</b>
Overvotes	0			0	0	0
Undervotes	32,573			800	21,027	10,746
<b>Contest Totals</b>	<b>104,258</b>			<b>2,244</b>	<b>68,962</b>	<b>33,052</b>

**REP Justice, 5th Court of Appeals District, Place 3**

Vote For 1

	TOTAL	VOTE %		Ballot by Mail	Early Voting	Election Day
Matthew Kolodoski	71,207	100.00%		1,434	47,609	22,164
<b>Total Votes Cast</b>	<b>71,207</b>	<b>100.00%</b>		<b>1,434</b>	<b>47,609</b>	<b>22,164</b>
Overvotes	0			0	0	0
Undervotes	33,048			810	21,350	10,888
<b>Contest Totals</b>	<b>104,255</b>			<b>2,244</b>	<b>68,959</b>	<b>33,052</b>

Summary Results Report  
 2026 Republican and Democratic Primary Election  
 March 3, 2026

FINAL RESULTS  
 All Races  
 COLLIN COUNTY

**REP Justice, 5th Court of Appeals District, Place 6**

Vote For 1

	TOTAL	VOTE %		Ballot by Mail	Early Voting	Election Day
Ben Smith	71,651	100.00%		1,447	47,898	22,306
Total Votes Cast	71,651	100.00%		1,447	47,898	22,306
Overvotes	0			0	0	0
Undervotes	32,604			797	21,061	10,746
Contest Totals	104,255			2,244	68,959	33,052

**REP Justice, 5th Court of Appeals District, Place 8**

Vote For 1

	TOTAL	VOTE %		Ballot by Mail	Early Voting	Election Day
Ashley Wysocki	71,171	100.00%		1,434	47,612	22,125
Total Votes Cast	71,171	100.00%		1,434	47,612	22,125
Overvotes	0			0	0	0
Undervotes	33,084			810	21,347	10,927
Contest Totals	104,255			2,244	68,959	33,052

**REP District Judge, 219th Judicial District**

Vote For 1

	TOTAL	VOTE %		Ballot by Mail	Early Voting	Election Day
Jennifer Edgeworth	71,057	100.00%		1,427	47,530	22,100
Total Votes Cast	71,057	100.00%		1,427	47,530	22,100
Overvotes	0			0	0	0
Undervotes	33,097			817	21,328	10,952
Contest Totals	104,154			2,244	68,858	33,052

**REP District Judge, 296th Judicial District**

Vote For 1

	TOTAL	VOTE %		Ballot by Mail	Early Voting	Election Day
Piper McCraw	71,447	100.00%		1,440	47,809	22,198
Total Votes Cast	71,447	100.00%		1,440	47,809	22,198
Overvotes	0			0	0	0
Undervotes	32,707			804	21,049	10,854
Contest Totals	104,154			2,244	68,858	33,052

**REP District Judge, 366th Judicial District**

Vote For 1

	TOTAL	VOTE %		Ballot by Mail	Early Voting	Election Day
Tom Nowak	68,626	100.00%		1,392	45,996	21,238
Total Votes Cast	68,626	100.00%		1,392	45,996	21,238
Overvotes	0			0	0	0
Undervotes	35,528			852	22,862	11,814
Contest Totals	104,154			2,244	68,858	33,052

Summary Results Report  
 2026 Republican and Democratic Primary Election  
 March 3, 2026

FINAL RESULTS  
 All Races  
 COLLIN COUNTY

**REP District Judge, 417th Judicial District**

Vote For 1

	TOTAL	VOTE %		Ballot by Mail	Early Voting	Election Day
Cyndi McCrann Wheless	68,247	100.00%		1,388	45,774	21,085
Total Votes Cast	68,247	100.00%		1,388	45,774	21,085
Overvotes	0			0	0	0
Undervotes	35,907			856	23,084	11,967
Contest Totals	104,154			2,244	68,858	33,052

**REP District Judge, 429th Judicial District**

Vote For 1

	TOTAL	VOTE %		Ballot by Mail	Early Voting	Election Day
Jill Willis	68,357	100.00%		1,387	45,863	21,107
Total Votes Cast	68,357	100.00%		1,387	45,863	21,107
Overvotes	0			0	0	0
Undervotes	35,797			857	22,995	11,945
Contest Totals	104,154			2,244	68,858	33,052

**REP District Judge, 471st Judicial District**

Vote For 1

	TOTAL	VOTE %		Ballot by Mail	Early Voting	Election Day
Bryan Gantt	67,974	100.00%		1,377	45,562	21,035
Total Votes Cast	67,974	100.00%		1,377	45,562	21,035
Overvotes	0			0	0	0
Undervotes	36,180			867	23,296	12,017
Contest Totals	104,154			2,244	68,858	33,052

**REP District Judge, 494th Judicial District**

Vote For 1

	TOTAL	VOTE %		Ballot by Mail	Early Voting	Election Day
Kathryn Pruitt	67,827	100.00%		1,373	45,504	20,950
Total Votes Cast	67,827	100.00%		1,373	45,504	20,950
Overvotes	0			0	0	0
Undervotes	36,327			871	23,354	12,102
Contest Totals	104,154			2,244	68,858	33,052

**REP Criminal District Attorney Collin County**

Vote For 1

	TOTAL	VOTE %		Ballot by Mail	Early Voting	Election Day
Greg Willis	69,171	100.00%		1,411	46,350	21,410
Total Votes Cast	69,171	100.00%		1,411	46,350	21,410
Overvotes	0			0	0	0
Undervotes	34,983			833	22,508	11,642
Contest Totals	104,154			2,244	68,858	33,052

Summary Results Report  
 2026 Republican and Democratic Primary Election  
 March 3, 2026

FINAL RESULTS  
 All Races  
 COLLIN COUNTY

**REP County Judge**

Vote For 1

	TOTAL	VOTE %		Ballot by Mail	Early Voting	Election Day
Chris Hill	67,406	78.30%		1,376	46,364	19,666
Rick Grady	18,679	21.70%		405	11,948	6,326
Total Votes Cast	86,085	100.00%		1,781	58,312	25,992
Overvotes	92			1	61	30
Undervotes	17,977			462	10,485	7,030
Contest Totals	104,154			2,244	68,858	33,052

**REP Judge, County Court at Law No. 1**

Vote For 1

	TOTAL	VOTE %		Ballot by Mail	Early Voting	Election Day
Corinne Mason	67,095	100.00%		1,369	45,050	20,676
Total Votes Cast	67,095	100.00%		1,369	45,050	20,676
Overvotes	0			0	0	0
Undervotes	37,059			875	23,808	12,376
Contest Totals	104,154			2,244	68,858	33,052

**REP Judge, County Court at Law No. 2**

Vote For 1

	TOTAL	VOTE %		Ballot by Mail	Early Voting	Election Day
Barnett Walker	67,201	100.00%		1,370	45,108	20,723
Total Votes Cast	67,201	100.00%		1,370	45,108	20,723
Overvotes	0			0	0	0
Undervotes	36,953			874	23,750	12,329
Contest Totals	104,154			2,244	68,858	33,052

**REP Judge, County Court at Law No. 3**

Vote For 1

	TOTAL	VOTE %		Ballot by Mail	Early Voting	Election Day
Lance S. Baxter	67,164	100.00%		1,365	45,099	20,700
Total Votes Cast	67,164	100.00%		1,365	45,099	20,700
Overvotes	0			0	0	0
Undervotes	36,990			879	23,759	12,352
Contest Totals	104,154			2,244	68,858	33,052

**REP Judge, County Court at Law No. 4**

Vote For 1

	TOTAL	VOTE %		Ballot by Mail	Early Voting	Election Day
David Rippel	66,975	100.00%		1,369	44,943	20,663
Total Votes Cast	66,975	100.00%		1,369	44,943	20,663
Overvotes	0			0	0	0
Undervotes	37,179			875	23,915	12,389
Contest Totals	104,154			2,244	68,858	33,052

Summary Results Report  
 2026 Republican and Democratic Primary Election  
 March 3, 2026

FINAL RESULTS  
 All Races  
 COLLIN COUNTY

**REP Judge, County Court at Law No. 5**

Vote For 1

	TOTAL	VOTE %		Ballot by Mail	Early Voting	Election Day
Randy Johnson	67,416	100.00%		1,368	45,256	20,792
Total Votes Cast	67,416	100.00%		1,368	45,256	20,792
Overvotes	0			0	0	0
Undervotes	36,738			876	23,602	12,260
Contest Totals	104,154			2,244	68,858	33,052

**REP Judge, County Court at Law No. 6**

Vote For 1

	TOTAL	VOTE %		Ballot by Mail	Early Voting	Election Day
Jay A. Bender	67,006	100.00%		1,369	44,969	20,668
Total Votes Cast	67,006	100.00%		1,369	44,969	20,668
Overvotes	0			0	0	0
Undervotes	37,148			875	23,889	12,384
Contest Totals	104,154			2,244	68,858	33,052

**REP Judge, County Court at Law No. 7**

Vote For 1

	TOTAL	VOTE %		Ballot by Mail	Early Voting	Election Day
David Waddill	67,060	100.00%		1,368	44,995	20,697
Total Votes Cast	67,060	100.00%		1,368	44,995	20,697
Overvotes	0			0	0	0
Undervotes	37,094			876	23,863	12,355
Contest Totals	104,154			2,244	68,858	33,052

**REP Judge, County Probate Court**

Vote For 1

	TOTAL	VOTE %		Ballot by Mail	Early Voting	Election Day
Sarah R. Duff	67,389	100.00%		1,383	45,206	20,800
Total Votes Cast	67,389	100.00%		1,383	45,206	20,800
Overvotes	0			0	0	0
Undervotes	36,765			861	23,652	12,252
Contest Totals	104,154			2,244	68,858	33,052

**REP District Clerk**

Vote For 1

	TOTAL	VOTE %		Ballot by Mail	Early Voting	Election Day
Mike Gould	67,819	100.00%		1,382	45,522	20,915
Total Votes Cast	67,819	100.00%		1,382	45,522	20,915
Overvotes	0			0	0	0
Undervotes	36,335			862	23,336	12,137
Contest Totals	104,154			2,244	68,858	33,052

Summary Results Report  
 2026 Republican and Democratic Primary Election  
 March 3, 2026

FINAL RESULTS  
 All Races  
 COLLIN COUNTY

**REP County Clerk**

Vote For 1

	TOTAL	VOTE %		Ballot by Mail	Early Voting	Election Day
Stacey Kemp	68,276	100.00%		1,396	45,793	21,087
Total Votes Cast	68,276	100.00%		1,396	45,793	21,087
Overvotes	0			0	0	0
Undervotes	35,878			848	23,065	11,965
Contest Totals	104,154			2,244	68,858	33,052

**REP County Commissioner, Precinct 2**

Vote For 1

	TOTAL	VOTE %		Ballot by Mail	Early Voting	Election Day
Michael Slaughter	18,075	100.00%		298	11,785	5,992
Total Votes Cast	18,075	100.00%		298	11,785	5,992
Overvotes	0			0	0	0
Undervotes	10,610			210	6,645	3,755
Contest Totals	28,685			508	18,430	9,747

**REP County Commissioner, Precinct 4**

Vote For 1

	TOTAL	VOTE %		Ballot by Mail	Early Voting	Election Day
Woody Huffines	10,826	49.52%		252	7,506	3,068
Shelby Williams	11,036	50.48%		398	8,169	2,469
Total Votes Cast	21,862	100.00%		650	15,675	5,537
Overvotes	41			0	25	16
Undervotes	4,094			154	2,500	1,440
Contest Totals	25,997			804	18,200	6,993

**REP Justice of the Peace, Precinct 1**

Vote For 1

	TOTAL	VOTE %		Ballot by Mail	Early Voting	Election Day
Paul M. Raleeh	8,157	51.31%		155	5,763	2,239
C.D. Mayfield	7,739	48.69%		123	5,093	2,523
Total Votes Cast	15,896	100.00%		278	10,856	4,762
Overvotes	53			0	33	20
Undervotes	4,690			89	2,934	1,667
Contest Totals	20,639			367	13,823	6,449

**REP Justice of the Peace, Precinct 2**

Vote For 1

	TOTAL	VOTE %		Ballot by Mail	Early Voting	Election Day
Ellen Kinnebrew	8,990	100.00%		129	5,517	3,344
Total Votes Cast	8,990	100.00%		129	5,517	3,344
Overvotes	0			0	0	0
Undervotes	5,127			88	3,084	1,955
Contest Totals	14,117			217	8,601	5,299

Summary Results Report  
 2026 Republican and Democratic Primary Election  
 March 3, 2026

FINAL RESULTS  
 All Races  
 COLLIN COUNTY

**REP Justice of the Peace, Precinct 3**

Vote For 1

	TOTAL	VOTE %	Ballot by Mail	Early Voting	Election Day
Danielle Sposito	9,116	34.45%	180	5,902	3,034
Mike Missildine	17,345	65.55%	529	12,506	4,310
Total Votes Cast	26,461	100.00%	709	18,408	7,344
Overvotes	83		0	57	26
Undervotes	9,320		253	5,891	3,176
Contest Totals	35,864		962	24,356	10,546

**REP Justice of the Peace, Precinct 4**

Vote For 1

	TOTAL	VOTE %	Ballot by Mail	Early Voting	Election Day
Randy Farrar	7,198	28.97%	136	4,674	2,388
Stephen Kallas	11,756	47.31%	250	8,242	3,264
Vincent Venegoni	5,896	23.73%	131	3,877	1,888
Total Votes Cast	24,850	100.00%	517	16,793	7,540
Overvotes	45		0	35	10
Undervotes	8,639		181	5,250	3,208
Contest Totals	33,534		698	22,078	10,758

**REP County Chair**

Vote For 1

	TOTAL	VOTE %	Ballot by Mail	Early Voting	Election Day
Byron Henry	66,721	100.00%	1,378	44,800	20,543
Total Votes Cast	66,721	100.00%	1,378	44,800	20,543
Overvotes	0		0	0	0
Undervotes	37,433		866	24,058	12,509
Contest Totals	104,154		2,244	68,858	33,052

**REP Precinct Chair No. 28**

Vote For 1

	TOTAL	VOTE %	Ballot by Mail	Early Voting	Election Day
Jared Shoemaker	214	60.97%	5	155	54
George Ostrander	137	39.03%	2	107	28
Total Votes Cast	351	100.00%	7	262	82
Overvotes	0		0	0	0
Undervotes	124		4	85	35
Contest Totals	475		11	347	117

Summary Results Report  
 2026 Republican and Democratic Primary Election  
 March 3, 2026

FINAL RESULTS  
 All Races  
 COLLIN COUNTY

**REP Precinct Chair No. 44**

Vote For 1

	TOTAL	VOTE %	Ballot by Mail	Early Voting	Election Day
David Kelly	72	60.50%	0	47	25
Laura Taylor	47	39.50%	3	31	13
Total Votes Cast	119	100.00%	3	78	38
Overvotes	0		0	0	0
Undervotes	46		1	22	23
Contest Totals	165		4	100	61

**REP Precinct Chair No. 45**

Vote For 1

	TOTAL	VOTE %	Ballot by Mail	Early Voting	Election Day
Ryan Riyad	80	15.62%	4	48	28
Juanita Boyd	111	21.68%	0	84	27
Henry Lessner	321	62.70%	2	237	82
Total Votes Cast	512	100.00%	6	369	137
Overvotes	0		0	0	0
Undervotes	159		4	115	40
Contest Totals	671		10	484	177

**REP Precinct Chair No. 52**

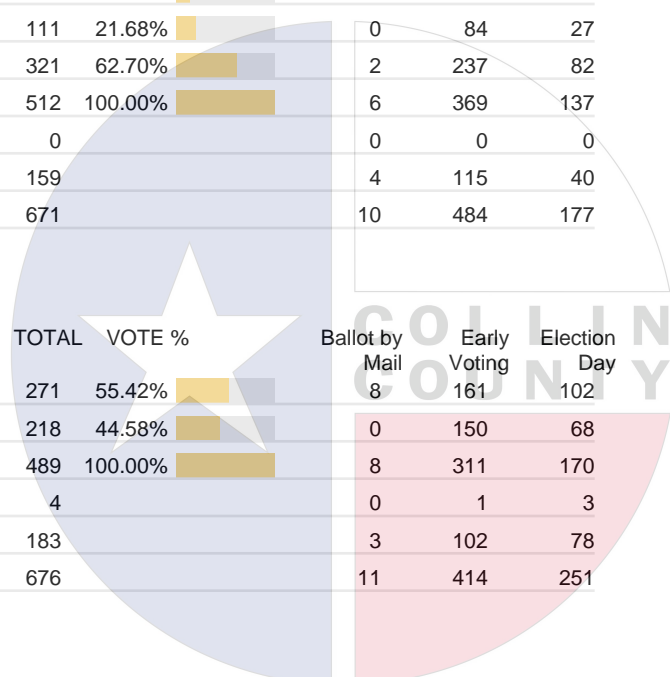
Vote For 1

	TOTAL	VOTE %	Ballot by Mail	Early Voting	Election Day
Trina Westberg	271	55.42%	8	161	102
Khalid Ishaq	218	44.58%	0	150	68
Total Votes Cast	489	100.00%	8	311	170
Overvotes	4		0	1	3
Undervotes	183		3	102	78
Contest Totals	676		11	414	251

**REP Precinct Chair No. 90**

Vote For 1

	TOTAL	VOTE %	Ballot by Mail	Early Voting	Election Day
Ravi Jain	115	27.91%	2	86	27
Holland Hernandez	297	72.09%	10	215	72
Total Votes Cast	412	100.00%	12	301	99
Overvotes	0		0	0	0
Undervotes	278		2	195	81
Contest Totals	690		14	496	180



Summary Results Report  
 2026 Republican and Democratic Primary Election  
 March 3, 2026

FINAL RESULTS  
 All Races  
 COLLIN COUNTY

**REP Precinct Chair No. 97**

Vote For 1

	TOTAL	VOTE %		Ballot by Mail	Early Voting	Election Day
Lisa Culhane	136	39.77%		6	108	22
Jessica Hulcy	206	60.23%		3	150	53
Total Votes Cast	342	100.00%		9	258	75
Overvotes	0			0	0	0
Undervotes	81			1	50	30
Contest Totals	423			10	308	105

**REP Precinct Chair No. 114**

Vote For 1

	TOTAL	VOTE %		Ballot by Mail	Early Voting	Election Day
Dakota Kridler	137	37.23%		7	78	52
Brooke Peters	177	48.10%		3	101	73
Aidan Shull	54	14.67%		4	30	20
Total Votes Cast	368	100.00%		14	209	145
Overvotes	0			0	0	0
Undervotes	189			6	98	85
Contest Totals	557			20	307	230

**REP Precinct Chair No. 116**

Vote For 1

	TOTAL	VOTE %		Ballot by Mail	Early Voting	Election Day
Jessica Bartnick	181	32.50%		7	123	51
Mark Myers	376	67.50%		7	283	86
Total Votes Cast	557	100.00%		14	406	137
Overvotes	0			0	0	0
Undervotes	287			10	186	91
Contest Totals	844			24	592	228

**REP Precinct Chair No. 134**

Vote For 1

	TOTAL	VOTE %		Ballot by Mail	Early Voting	Election Day
Brian Fletcher	204	65.59%		3	150	51
Jessika Gustin	107	34.41%		1	57	49
Total Votes Cast	311	100.00%		4	207	100
Overvotes	0			0	0	0
Undervotes	66			0	37	29
Contest Totals	377			4	244	129

Summary Results Report  
 2026 Republican and Democratic Primary Election  
 March 3, 2026

FINAL RESULTS  
 All Races  
 COLLIN COUNTY

**REP Precinct Chair No. 137**

Vote For 1

	TOTAL	VOTE %		Ballot by Mail	Early Voting	Election Day
John Donovan	174	67.97%		5	120	49
Carson Kincaid Underwood	82	32.03%		2	58	22
Total Votes Cast	256	100.00%		7	178	71
Overvotes	1			0	1	0
Undervotes	74			2	48	24
Contest Totals	331			9	227	95

**REP Precinct Chair No. 140**

Vote For 1

	TOTAL	VOTE %		Ballot by Mail	Early Voting	Election Day
Anthony Cullen	197	26.55%		8	142	47
Jeff Hall	545	73.45%		11	378	156
Total Votes Cast	742	100.00%		19	520	203
Overvotes	0			0	0	0
Undervotes	235			3	150	82
Contest Totals	977			22	670	285

**REP Precinct Chair No. 154**

Vote For 1

	TOTAL	VOTE %		Ballot by Mail	Early Voting	Election Day
Keith Thomas	301	78.59%		5	187	109
Karl Voigtsberger	82	21.41%		0	53	29
Total Votes Cast	383	100.00%		5	240	138
Overvotes	0			0	0	0
Undervotes	146			3	85	58
Contest Totals	529			8	325	196

**REP Precinct Chair No. 166**

Vote For 1

	TOTAL	VOTE %		Ballot by Mail	Early Voting	Election Day
Jeffrey Keech	195	43.82%		2	127	66
Michael Padilla	250	56.18%		2	163	85
Total Votes Cast	445	100.00%		4	290	151
Overvotes	2			0	2	0
Undervotes	239			3	155	81
Contest Totals	686			7	447	232

Summary Results Report  
 2026 Republican and Democratic Primary Election  
 March 3, 2026

FINAL RESULTS  
 All Races  
 COLLIN COUNTY

**REP Precinct Chair No. 203**

Vote For 1

	TOTAL	VOTE %		Ballot by Mail	Early Voting	Election Day
Danica Jones	357	74.07%		5	263	89
Jerrold Dickens	125	25.93%		2	85	38
Total Votes Cast	482	100.00%		7	348	127
Overvotes	0			0	0	0
Undervotes	154			8	95	51
Contest Totals	636			15	443	178

**REP Precinct Chair No. 204**

Vote For 1

	TOTAL	VOTE %		Ballot by Mail	Early Voting	Election Day
Patti Jones	60	60.61%		0	38	22
Tracie Frazier	39	39.39%		0	31	8
Total Votes Cast	99	100.00%		0	69	30
Overvotes	0			0	0	0
Undervotes	7			0	4	3
Contest Totals	106			0	73	33

**REP Precinct Chair No. 216**

Vote For 1

	TOTAL	VOTE %		Ballot by Mail	Early Voting	Election Day
Walker Hanson	264	48.53%		2	187	75
David Dutcher, Jr	157	28.86%		3	106	48
JJ Roomsburg	123	22.61%		0	91	32
Total Votes Cast	544	100.00%		5	384	155
Overvotes	1			0	1	0
Undervotes	287			7	172	108
Contest Totals	832			12	557	263

**REP Precinct Chair No. 228**

Vote For 1

	TOTAL	VOTE %		Ballot by Mail	Early Voting	Election Day
Christian Rivera	131	59.82%		3	84	44
Barbara W. Palmer	88	40.18%		1	59	28
Total Votes Cast	219	100.00%		4	143	72
Overvotes	1			0	1	0
Undervotes	93			3	44	46
Contest Totals	313			7	188	118

Summary Results Report  
 2026 Republican and Democratic Primary Election  
 March 3, 2026

FINAL RESULTS  
 All Races  
 COLLIN COUNTY

**REP Precinct Chair No. 234**

Vote For 1

	TOTAL	VOTE %		Ballot by Mail	Early Voting	Election Day
Suresh Kumar	77	25.84%		1	47	29
Sabrina Lomonte	221	74.16%		1	163	57
Total Votes Cast	298	100.00%		2	210	86
Overvotes	0			0	0	0
Undervotes	48			0	26	22
Contest Totals	346			2	236	108

**REP Proposition 1**

Vote For 1

	TOTAL	VOTE %		Ballot by Mail	Early Voting	Election Day
YES	85,947	86.80%		1,591	56,515	27,841
NO	13,069	13.20%		466	9,175	3,428
Total Votes Cast	99,016	100.00%		2,057	65,690	31,269
Overvotes	56			1	37	18
Undervotes	5,186			186	3,235	1,765
Contest Totals	104,258			2,244	68,962	33,052

**REP Proposition 2**

Vote For 1

	TOTAL	VOTE %		Ballot by Mail	Early Voting	Election Day
YES	94,689	94.07%		1,971	62,470	30,248
NO	5,969	5.93%		181	4,213	1,575
Total Votes Cast	100,658	100.00%		2,152	66,683	31,823
Overvotes	43			0	31	12
Undervotes	3,557			92	2,248	1,217
Contest Totals	104,258			2,244	68,962	33,052

**REP Proposition 3**

Vote For 1

	TOTAL	VOTE %		Ballot by Mail	Early Voting	Election Day
YES	75,698	75.47%		1,562	50,446	23,690
NO	24,600	24.53%		584	15,957	8,059
Total Votes Cast	100,298	100.00%		2,146	66,403	31,749
Overvotes	306			0	200	106
Undervotes	3,654			98	2,359	1,197
Contest Totals	104,258			2,244	68,962	33,052

Summary Results Report  
 2026 Republican and Democratic Primary Election  
 March 3, 2026

FINAL RESULTS  
 All Races  
 COLLIN COUNTY

**REP Proposition 4**

Vote For 1

	TOTAL	VOTE %		Ballot by Mail	Early Voting	Election Day
YES	81,623	81.69%		1,640	53,791	26,192
NO	18,297	18.31%		489	12,416	5,392
Total Votes Cast	99,920	100.00%		2,129	66,207	31,584
Overvotes	99			1	55	43
Undervotes	4,239			114	2,700	1,425
Contest Totals	104,258			2,244	68,962	33,052

**REP Proposition 5**

Vote For 1

	TOTAL	VOTE %		Ballot by Mail	Early Voting	Election Day
YES	90,382	89.93%		1,871	59,828	28,683
NO	10,120	10.07%		284	6,740	3,096
Total Votes Cast	100,502	100.00%		2,155	66,568	31,779
Overvotes	91			1	58	32
Undervotes	3,665			88	2,336	1,241
Contest Totals	104,258			2,244	68,962	33,052

**REP Proposition 6**

Vote For 1

	TOTAL	VOTE %		Ballot by Mail	Early Voting	Election Day
YES	91,787	91.43%		1,865	60,712	29,210
NO	8,599	8.57%		277	5,830	2,492
Total Votes Cast	100,386	100.00%		2,142	66,542	31,702
Overvotes	35			0	26	9
Undervotes	3,837			102	2,394	1,341
Contest Totals	104,258			2,244	68,962	33,052

**REP Proposition 7**

Vote For 1

	TOTAL	VOTE %		Ballot by Mail	Early Voting	Election Day
YES	91,390	93.03%		1,961	60,872	28,557
NO	6,851	6.97%		141	4,394	2,316
Total Votes Cast	98,241	100.00%		2,102	65,266	30,873
Overvotes	57			0	46	11
Undervotes	5,960			142	3,650	2,168
Contest Totals	104,258			2,244	68,962	33,052

Summary Results Report  
 2026 Republican and Democratic Primary Election  
 March 3, 2026

FINAL RESULTS  
 All Races  
 COLLIN COUNTY

**REP Proposition 8**

Vote For 1

	TOTAL	VOTE %		Ballot by Mail	Early Voting	Election Day
YES	90,674	90.12%		1,924	60,086	28,664
NO	9,946	9.88%		233	6,583	3,130
Total Votes Cast	100,620	100.00%		2,157	66,669	31,794
Overvotes	62			1	40	21
Undervotes	3,576			86	2,253	1,237
Contest Totals	104,258			2,244	68,962	33,052

**REP Proposition 9**

Vote For 1

	TOTAL	VOTE %		Ballot by Mail	Early Voting	Election Day
YES	74,196	74.96%		1,453	49,281	23,462
NO	24,784	25.04%		658	16,473	7,653
Total Votes Cast	98,980	100.00%		2,111	65,754	31,115
Overvotes	61			0	42	19
Undervotes	5,217			133	3,166	1,918
Contest Totals	104,258			2,244	68,962	33,052

**REP Proposition 10**

Vote For 1

	TOTAL	VOTE %		Ballot by Mail	Early Voting	Election Day
YES	92,753	93.14%		2,024	61,330	29,399
NO	6,827	6.86%		127	4,652	2,048
Total Votes Cast	99,580	100.00%		2,151	65,982	31,447
Overvotes	59			0	37	22
Undervotes	4,619			93	2,943	1,583
Contest Totals	104,258			2,244	68,962	33,052

**DEM US Senator**

Vote For 1

	TOTAL	VOTE %		Ballot by Mail	Early Voting	Election Day
James Talarico	54,248	56.60%		1,208	36,127	16,913
Jasmine Crockett	40,576	42.34%		994	26,733	12,849
Ahmad R. Hassan	1,015	1.06%		31	584	400
Total Votes Cast	95,839	100.00%		2,233	63,444	30,162
Overvotes	34			0	18	16
Undervotes	205			33	94	78
Contest Totals	96,078			2,266	63,556	30,256

Summary Results Report  
 2026 Republican and Democratic Primary Election  
 March 3, 2026

FINAL RESULTS  
 All Races  
 COLLIN COUNTY

**DEM US Representative, District 3**

Vote For 1

	TOTAL	VOTE %	Ballot by Mail	Early Voting	Election Day
Evan Hunt	43,397	100.00%	890	29,507	13,000
Total Votes Cast	43,397	100.00%	890	29,507	13,000
Overvotes	0		0	0	0
Undervotes	11,325		266	6,927	4,132
Contest Totals	54,722		1,156	36,434	17,132

**DEM US Representative, District 4**

Vote For 1

	TOTAL	VOTE %	Ballot by Mail	Early Voting	Election Day
Andrew L Rubell	15,746	50.75%	486	10,553	4,707
Jason Pearce	15,282	49.25%	337	10,205	4,740
Total Votes Cast	31,028	100.00%	823	20,758	9,447
Overvotes	6		0	3	3
Undervotes	5,948		193	3,728	2,027
Contest Totals	36,982		1,016	24,489	11,477

**DEM US Representative, District 32**

Vote For 1

	TOTAL	VOTE %	Ballot by Mail	Early Voting	Election Day
Dan Barrios	2,475	68.45%	49	1,499	927
Anthony Bridges	1,141	31.55%	19	640	482
Total Votes Cast	3,616	100.00%	68	2,139	1,409
Overvotes	0		0	0	0
Undervotes	503		12	253	238
Contest Totals	4,119		80	2,392	1,647

**DEM Governor**

Vote For 1

	TOTAL	VOTE %	Ballot by Mail	Early Voting	Election Day
Andrew White	8,341	9.32%	231	5,098	3,012
Zach Vance	2,483	2.77%	60	1,468	955
Gina Hinojosa	56,498	63.12%	1,349	39,522	15,627
Carlton W. Hart	2,172	2.43%	41	1,332	799
Patricia Abrego	3,985	4.45%	58	2,388	1,539
Angela "TiaAngie" Villescaz	5,140	5.74%	41	2,972	2,127
Jose Navarro Balbuena	1,326	1.48%	13	768	545
Bobby Cole	4,508	5.04%	88	2,989	1,431
Chris Bell	5,054	5.65%	177	3,282	1,595
Total Votes Cast	89,507	100.00%	2,058	59,819	27,630
Overvotes	62		1	39	22
Undervotes	6,495		193	3,698	2,604
Contest Totals	96,064		2,252	63,556	30,256

Summary Results Report  
 2026 Republican and Democratic Primary Election  
 March 3, 2026

FINAL RESULTS  
 All Races  
 COLLIN COUNTY

**DEM Lieutenant Governor**

Vote For 1

	TOTAL	VOTE %		Ballot by Mail	Early Voting	Election Day
Courtney Head	22,584	26.43%		399	14,348	7,837
Vikki Goodwin	45,798	53.59%		1,303	31,751	12,744
Marcos Isaias Velez	17,071	19.98%		285	11,226	5,560
Total Votes Cast	85,453	100.00%		1,987	57,325	26,141
Overvotes	18			0	9	9
Undervotes	10,593			265	6,222	4,106
Contest Totals	96,064			2,252	63,556	30,256

**DEM Attorney General**

Vote For 1

	TOTAL	VOTE %		Ballot by Mail	Early Voting	Election Day
Nathan Johnson	44,359	52.86%		1,068	30,205	13,086
Anthony "Tony" Box	20,345	24.24%		378	12,966	7,001
Joe Jaworski	19,213	22.90%		514	13,278	5,421
Total Votes Cast	83,917	100.00%		1,960	56,449	25,508
Overvotes	14			0	10	4
Undervotes	12,133			292	7,097	4,744
Contest Totals	96,064			2,252	63,556	30,256

**DEM Comptroller of Public Accounts**

Vote For 1

	TOTAL	VOTE %		Ballot by Mail	Early Voting	Election Day
Sarah Eckhardt	59,605	71.90%		1,508	40,301	17,796
Savant Moore	13,493	16.28%		197	8,899	4,397
Michael Lange	9,806	11.83%		246	6,481	3,079
Total Votes Cast	82,904	100.00%		1,951	55,681	25,272
Overvotes	18			0	7	11
Undervotes	13,142			301	7,868	4,973
Contest Totals	96,064			2,252	63,556	30,256

**DEM Commissioner of the General Land Office**

Vote For 1

	TOTAL	VOTE %		Ballot by Mail	Early Voting	Election Day
Benjamin Flores	50,990	63.24%		1,164	34,264	15,562
Jose Loya	29,640	36.76%		671	19,948	9,021
Total Votes Cast	80,630	100.00%		1,835	54,212	24,583
Overvotes	26			0	19	7
Undervotes	15,408			417	9,325	5,666
Contest Totals	96,064			2,252	63,556	30,256

Collin County Seal  
 Watermark Seal for Collin County.  
 Collin County Government

Summary Results Report  
 2026 Republican and Democratic Primary Election  
 March 3, 2026

FINAL RESULTS  
 All Races  
 COLLIN COUNTY

**DEM Commissioner of Agriculture**

Vote For 1

	TOTAL	VOTE %		Ballot by Mail	Early Voting	Election Day
Clayton Tucker	74,608	100.00%		1,674	50,344	22,590
Total Votes Cast	74,608	100.00%		1,674	50,344	22,590
Overvotes	0			0	0	0
Undervotes	21,456			578	13,212	7,666
Contest Totals	96,064			2,252	63,556	30,256

**DEM Railroad Commissioner**

Vote For 1

	TOTAL	VOTE %		Ballot by Mail	Early Voting	Election Day
Jon Rosenthal	73,991	100.00%		1,678	50,012	22,301
Total Votes Cast	73,991	100.00%		1,678	50,012	22,301
Overvotes	0			0	0	0
Undervotes	22,073			574	13,544	7,955
Contest Totals	96,064			2,252	63,556	30,256

**DEM Chief Justice, Supreme Court**

Vote For 1

	TOTAL	VOTE %		Ballot by Mail	Early Voting	Election Day
Maggie Ellis	65,886	80.12%		1,370	44,234	20,282
Cory L. Carlyle	16,347	19.88%		540	11,093	4,714
Total Votes Cast	82,233	100.00%		1,910	55,327	24,996
Overvotes	30			0	14	16
Undervotes	13,801			342	8,215	5,244
Contest Totals	96,064			2,252	63,556	30,256

**DEM Justice, Supreme Court, Place 2, Unexpired**

Vote For 1

	TOTAL	VOTE %		Ballot by Mail	Early Voting	Election Day
Chari Kelly	73,637	100.00%		1,666	49,765	22,206
Total Votes Cast	73,637	100.00%		1,666	49,765	22,206
Overvotes	0			0	0	0
Undervotes	22,427			586	13,791	8,050
Contest Totals	96,064			2,252	63,556	30,256

**DEM Justice, Supreme Court, Place 7**

Vote For 1

	TOTAL	VOTE %		Ballot by Mail	Early Voting	Election Day
Gordon Goodman	17,868	22.01%		428	11,580	5,860
Kristen Hawkins	63,306	77.99%		1,457	43,049	18,800
Total Votes Cast	81,174	100.00%		1,885	54,629	24,660
Overvotes	45			0	24	21
Undervotes	14,845			367	8,903	5,575
Contest Totals	96,064			2,252	63,556	30,256

Summary Results Report  
 2026 Republican and Democratic Primary Election  
 March 3, 2026

FINAL RESULTS  
 All Races  
 COLLIN COUNTY

**DEM Justice, Supreme Court, Place 8**

Vote For 1

	TOTAL	VOTE %		Ballot by Mail	Early Voting	Election Day
Gisela D. Triana	73,777	100.00%		1,646	49,804	22,327
Total Votes Cast	73,777	100.00%		1,646	49,804	22,327
Overvotes	0			0	0	0
Undervotes	22,287			606	13,752	7,929
Contest Totals	96,064			2,252	63,556	30,256

**DEM Judge, Court of Criminal Appeals, Place 3**

Vote For 1

	TOTAL	VOTE %		Ballot by Mail	Early Voting	Election Day
Okey Anyiam	72,740	100.00%		1,602	49,177	21,961
Total Votes Cast	72,740	100.00%		1,602	49,177	21,961
Overvotes	0			0	0	0
Undervotes	23,324			650	14,379	8,295
Contest Totals	96,064			2,252	63,556	30,256

**DEM Judge, Court of Criminal Appeals, Place 4**

Vote For 1

	TOTAL	VOTE %		Ballot by Mail	Early Voting	Election Day
Audra Riley	73,435	100.00%		1,654	49,620	22,161
Total Votes Cast	73,435	100.00%		1,654	49,620	22,161
Overvotes	0			0	0	0
Undervotes	22,629			598	13,936	8,095
Contest Totals	96,064			2,252	63,556	30,256

**DEM Judge, Court of Criminal Appeals, Place 9**

Vote For 1

	TOTAL	VOTE %		Ballot by Mail	Early Voting	Election Day
Holly Taylor	73,778	100.00%		1,668	49,790	22,320
Total Votes Cast	73,778	100.00%		1,668	49,790	22,320
Overvotes	0			0	0	0
Undervotes	22,286			584	13,766	7,936
Contest Totals	96,064			2,252	63,556	30,256

**DEM State Senator, District 2**

Vote For 1



	TOTAL	VOTE %		Ballot by Mail	Early Voting	Election Day
Keenen Colbert	6,417	100.00%		223	4,095	2,099
Total Votes Cast	6,417	100.00%		223	4,095	2,099
Overvotes	0			0	0	0
Undervotes	2,244			110	1,293	841
Contest Totals	8,661			333	5,388	2,940

Summary Results Report  
 2026 Republican and Democratic Primary Election  
 March 3, 2026

FINAL RESULTS  
 All Races  
 COLLIN COUNTY




**DEM State Representative, District 33**

Vote For 1

	TOTAL	VOTE %		Ballot by Mail	Early Voting	Election Day
Orlando Lopez	5,881	100.00%		118	3,834	1,929
Total Votes Cast	5,881	100.00%		118	3,834	1,929
Overvotes	0			0	0	0
Undervotes	1,936			39	1,125	772
Contest Totals	7,817			157	4,959	2,701



**DEM State Representative, District 61**

Vote For 1

	TOTAL	VOTE %		Ballot by Mail	Early Voting	Election Day
Jackie Bescherer	6,875	43.90%		141	4,815	1,919
Brittany Black	8,785	56.10%		150	5,844	2,791
Total Votes Cast	15,660	100.00%		291	10,659	4,710
Overvotes	6			0	3	3
Undervotes	2,461			57	1,558	846
Contest Totals	18,127			348	12,220	5,559




**DEM State Representative, District 66**

Vote For 1

	TOTAL	VOTE %		Ballot by Mail	Early Voting	Election Day
Sandeep Srivastava	12,559	100.00%		269	8,512	3,778
Total Votes Cast	12,559	100.00%		269	8,512	3,778
Overvotes	0			0	0	0
Undervotes	4,326			119	2,741	1,466
Contest Totals	16,885			388	11,253	5,244



**DEM State Representative, District 67**

Vote For 1

	TOTAL	VOTE %		Ballot by Mail	Early Voting	Election Day
Jordan Wheatley	8,819	57.43%		249	6,159	2,411
Emeka Eluka	6,538	42.57%		111	4,181	2,246
Total Votes Cast	15,357	100.00%		360	10,340	4,657
Overvotes	7			0	3	4
Undervotes	2,642			55	1,579	1,008
Contest Totals	18,006			415	11,922	5,669

**DEM State Representative, District 70**

Vote For 1

	TOTAL	VOTE %		Ballot by Mail	Early Voting	Election Day
Mihaela Elizabeth Plesa	13,573	100.00%		457	9,007	4,109
Total Votes Cast	13,573	100.00%		457	9,007	4,109
Overvotes	0			0	0	0
Undervotes	3,462			153	2,063	1,246
Contest Totals	17,035			610	11,070	5,355

Summary Results Report  
 2026 Republican and Democratic Primary Election  
 March 3, 2026

FINAL RESULTS  
 All Races  
 COLLIN COUNTY

**DEM State Representative, District 89**

Vote For 1

	TOTAL	VOTE %		Ballot by Mail	Early Voting	Election Day
Angie Carraway	13,904	100.00%		263	9,381	4,260
Total Votes Cast	13,904	100.00%		263	9,381	4,260
Overvotes	0			0	0	0
Undervotes	4,046			71	2,507	1,468
Contest Totals	17,950			334	11,888	5,728

**DEM Chief Justice, 15th Court of Appeals District**

Vote For 1

	TOTAL	VOTE %		Ballot by Mail	Early Voting	Election Day
Jerry Zimmerer	71,494	100.00%		1,618	48,386	21,490
Total Votes Cast	71,494	100.00%		1,618	48,386	21,490
Overvotes	0			0	0	0
Undervotes	24,570			634	15,170	8,766
Contest Totals	96,064			2,252	63,556	30,256

**DEM Justice, 15th Court of Appeals District, Place 2**

Vote For 1

	TOTAL	VOTE %		Ballot by Mail	Early Voting	Election Day
Tom Baker	71,638	100.00%		1,622	48,444	21,572
Total Votes Cast	71,638	100.00%		1,622	48,444	21,572
Overvotes	0			0	0	0
Undervotes	24,426			630	15,112	8,684
Contest Totals	96,064			2,252	63,556	30,256

**DEM Justice, 15th Court of Appeals District, Place 3**

Vote For 1

	TOTAL	VOTE %		Ballot by Mail	Early Voting	Election Day
Marc M. Meyer	71,333	100.00%		1,615	48,253	21,465
Total Votes Cast	71,333	100.00%		1,615	48,253	21,465
Overvotes	0			0	0	0
Undervotes	24,731			637	15,303	8,791
Contest Totals	96,064			2,252	63,556	30,256

**DEM Justice, 5th Court of Appeals District, Place 3**

Vote For 1

	TOTAL	VOTE %		Ballot by Mail	Early Voting	Election Day
Amanda Reichel	72,125	100.00%		1,632	48,733	21,760
Total Votes Cast	72,125	100.00%		1,632	48,733	21,760
Overvotes	0			0	0	0
Undervotes	23,937			620	14,821	8,496
Contest Totals	96,062			2,252	63,554	30,256

Summary Results Report  
 2026 Republican and Democratic Primary Election  
 March 3, 2026

FINAL RESULTS  
 All Races  
 COLLIN COUNTY

**DEM Justice, 5th Court of Appeals District, Place 6**

Vote For 1

	TOTAL	VOTE %		Ballot by Mail	Early Voting	Election Day
Monica Purdy	72,265	100.00%		1,633	48,831	21,801
Total Votes Cast	72,265	100.00%		1,633	48,831	21,801
Overvotes	0			0	0	0
Undervotes	23,797			619	14,723	8,455
Contest Totals	96,062			2,252	63,554	30,256

**DEM Justice, 5th Court of Appeals District, Place 8**

Vote For 1

	TOTAL	VOTE %		Ballot by Mail	Early Voting	Election Day
Andrea D. Plumlee	54,556	69.22%		1,184	36,263	17,109
Nicholas D. Palmer	24,263	30.78%		624	16,804	6,835
Total Votes Cast	78,819	100.00%		1,808	53,067	23,944
Overvotes	175			0	105	70
Undervotes	17,068			444	10,382	6,242
Contest Totals	96,062			2,252	63,554	30,256

**DEM County Judge**

Vote For 1

	TOTAL	VOTE %		Ballot by Mail	Early Voting	Election Day
John R. Buster Brown	71,674	100.00%		1,621	48,373	21,680
Total Votes Cast	71,674	100.00%		1,621	48,373	21,680
Overvotes	0			0	0	0
Undervotes	24,146			631	14,939	8,576
Contest Totals	95,820			2,252	63,312	30,256

**DEM County Clerk**

Vote For 1

	TOTAL	VOTE %		Ballot by Mail	Early Voting	Election Day
John Russell	71,614	100.00%		1,638	48,362	21,614
Total Votes Cast	71,614	100.00%		1,638	48,362	21,614
Overvotes	0			0	0	0
Undervotes	24,206			614	14,950	8,642
Contest Totals	95,820			2,252	63,312	30,256

**DEM County Commissioner, Precinct 4**

Vote For 1

	TOTAL	VOTE %		Ballot by Mail	Early Voting	Election Day
Julie Holmer	20,232	100.00%		602	13,890	5,740
Total Votes Cast	20,232	100.00%		602	13,890	5,740
Overvotes	0			0	0	0
Undervotes	6,445			241	4,083	2,121
Contest Totals	26,677			843	17,973	7,861

Summary Results Report  
 2026 Republican and Democratic Primary Election  
 March 3, 2026

FINAL RESULTS  
 All Races  
 COLLIN COUNTY

**DEM Justice of the Peace, Precinct 2**

Vote For 1

	TOTAL	VOTE %	Ballot by Mail	Early Voting	Election Day
Darsell E. Johnson	8,269	100.00%	150	5,358	2,761
Total Votes Cast	8,269	100.00%	150	5,358	2,761
Overvotes	0		0	0	0
Undervotes	2,636		52	1,556	1,028
Contest Totals	10,905		202	6,914	3,789

**DEM Justice of the Peace, Precinct 3**

Vote For 1

	TOTAL	VOTE %	Ballot by Mail	Early Voting	Election Day
Irvin Lynn Barrett	27,412	100.00%	709	18,525	8,178
Total Votes Cast	27,412	100.00%	709	18,525	8,178
Overvotes	0		0	0	0
Undervotes	9,734		308	6,070	3,356
Contest Totals	37,146		1,017	24,595	11,534

**DEM Justice of the Peace, Precinct 4**

Vote For 1

	TOTAL	VOTE %	Ballot by Mail	Early Voting	Election Day
Eli Worthy	21,967	100.00%	452	14,868	6,647
Total Votes Cast	21,967	100.00%	452	14,868	6,647
Overvotes	0		0	0	0
Undervotes	7,584		183	4,691	2,710
Contest Totals	29,551		635	19,559	9,357

**DEM County Chair**

Vote For 1

	TOTAL	VOTE %	Ballot by Mail	Early Voting	Election Day
Jeremy Sutka	70,084	100.00%	1,582	47,402	21,100
Total Votes Cast	70,084	100.00%	1,582	47,402	21,100
Overvotes	0		0	0	0
Undervotes	25,736		670	15,910	9,156
Contest Totals	95,820		2,252	63,312	30,256

**DEM Precinct Chair No. 131**

Vote For 1

	TOTAL	VOTE %	Ballot by Mail	Early Voting	Election Day
Kelly Roberts	245	88.45%	1	180	64
Steven Spainhouer	32	11.55%	0	20	12
Total Votes Cast	277	100.00%	1	200	76
Overvotes	0		0	0	0
Undervotes	83		0	48	35
Contest Totals	360		1	248	111

Summary Results Report  
 2026 Republican and Democratic Primary Election  
 March 3, 2026

FINAL RESULTS  
 All Races  
 COLLIN COUNTY

**DEM Proposition #1**

Vote For 1

	TOTAL	VOTE %		Ballot by Mail	Early Voting	Election Day
Yes	90,457	97.54%		2,102	60,150	28,205
No	2,285	2.46%		76	1,400	809
Total Votes Cast	92,742	100.00%		2,178	61,550	29,014
Overvotes	32			0	21	11
Undervotes	3,290			74	1,985	1,231
Contest Totals	96,064			2,252	63,556	30,256

**DEM Proposition #2**

Vote For 1

	TOTAL	VOTE %		Ballot by Mail	Early Voting	Election Day
Yes	90,603	97.92%		2,138	60,221	28,244
No	1,921	2.08%		42	1,179	700
Total Votes Cast	92,524	100.00%		2,180	61,400	28,944
Overvotes	25			1	16	8
Undervotes	3,515			71	2,140	1,304
Contest Totals	96,064			2,252	63,556	30,256

**DEM Proposition #3**

Vote For 1

	TOTAL	VOTE %		Ballot by Mail	Early Voting	Election Day
Yes	88,755	95.84%		2,077	59,000	27,678
No	3,857	4.16%		98	2,461	1,298
Total Votes Cast	92,612	100.00%		2,175	61,461	28,976
Overvotes	77			0	47	30
Undervotes	3,375			77	2,048	1,250
Contest Totals	96,064			2,252	63,556	30,256

**DEM Proposition #4**

Vote For 1

	TOTAL	VOTE %		Ballot by Mail	Early Voting	Election Day
Yes	88,757	96.62%		2,066	58,987	27,704
No	3,104	3.38%		78	1,973	1,053
Total Votes Cast	91,861	100.00%		2,144	60,960	28,757
Overvotes	16			1	14	1
Undervotes	4,187			107	2,582	1,498
Contest Totals	96,064			2,252	63,556	30,256

Summary Results Report  
 2026 Republican and Democratic Primary Election  
 March 3, 2026

FINAL RESULTS  
 All Races  
 COLLIN COUNTY

**DEM Proposition #5**

Vote For 1

	TOTAL	VOTE %		Ballot by Mail	Early Voting	Election Day
Yes	85,674	94.12%		2,023	57,167	26,484
No	5,351	5.88%		104	3,342	1,905
Total Votes Cast	91,025	100.00%		2,127	60,509	28,389
Overvotes	46			0	25	21
Undervotes	4,993			125	3,022	1,846
Contest Totals	96,064			2,252	63,556	30,256

**DEM Proposition #6**

Vote For 1

	TOTAL	VOTE %		Ballot by Mail	Early Voting	Election Day
Yes	87,941	95.53%		2,063	58,531	27,347
No	4,118	4.47%		108	2,581	1,429
Total Votes Cast	92,059	100.00%		2,171	61,112	28,776
Overvotes	42			0	27	15
Undervotes	3,963			81	2,417	1,465
Contest Totals	96,064			2,252	63,556	30,256

**DEM Proposition #7**

Vote For 1

	TOTAL	VOTE %		Ballot by Mail	Early Voting	Election Day
Yes	92,121	99.46%		2,174	61,118	28,829
No	499	0.54%		8	324	167
Total Votes Cast	92,620	100.00%		2,182	61,442	28,996
Overvotes	13			0	9	4
Undervotes	3,431			70	2,105	1,256
Contest Totals	96,064			2,252	63,556	30,256

**DEM Proposition #8**

Vote For 1

	TOTAL	VOTE %		Ballot by Mail	Early Voting	Election Day
Yes	71,999	79.25%		1,484	48,291	22,224
No	18,846	20.75%		596	12,026	6,224
Total Votes Cast	90,845	100.00%		2,080	60,317	28,448
Overvotes	52			0	37	15
Undervotes	5,167			172	3,202	1,793
Contest Totals	96,064			2,252	63,556	30,256

Summary Results Report  
 2026 Republican and Democratic Primary Election  
 March 3, 2026

FINAL RESULTS  
 All Races  
 COLLIN COUNTY

**DEM Proposition #9**  
 Vote For 1

	TOTAL	VOTE %		Ballot by Mail	Early Voting	Election Day
Yes	87,207	95.10%		2,008	57,982	27,217
No	4,498	4.90%		127	2,911	1,460
Total Votes Cast	91,705	100.00%		2,135	60,893	28,677
Overvotes	17			0	11	6
Undervotes	4,342			117	2,652	1,573
Contest Totals	96,064			2,252	63,556	30,256

**DEM Proposition #10**  
 Vote For 1

	TOTAL	VOTE %		Ballot by Mail	Early Voting	Election Day
Yes	89,373	97.36%		2,107	59,534	27,732
No	2,422	2.64%		55	1,493	874
Total Votes Cast	91,795	100.00%		2,162	61,027	28,606
Overvotes	32			0	15	17
Undervotes	4,237			90	2,514	1,633
Contest Totals	96,064			2,252	63,556	30,256

**DEM Proposition #11**  
 Vote For 1

	TOTAL	VOTE %		Ballot by Mail	Early Voting	Election Day
Yes	86,690	94.79%		2,014	57,704	26,972
No	4,769	5.21%		123	3,015	1,631
Total Votes Cast	91,459	100.00%		2,137	60,719	28,603
Overvotes	33			0	19	14
Undervotes	4,572			115	2,818	1,639
Contest Totals	96,064			2,252	63,556	30,256

**DEM Proposition #12**  
 Vote For 1

	TOTAL	VOTE %		Ballot by Mail	Early Voting	Election Day
Yes	85,542	93.54%		2,029	56,837	26,676
No	5,907	6.46%		111	3,861	1,935
Total Votes Cast	91,449	100.00%		2,140	60,698	28,611
Overvotes	24			0	13	11
Undervotes	4,591			112	2,845	1,634
Contest Totals	96,064			2,252	63,556	30,256


Summary Results Report  
 2026 Republican and Democratic Primary Election  
 March 3, 2026

FINAL RESULTS  
 All Races  
 COLLIN COUNTY

**DEM Proposition #13**

Vote For 1

	TOTAL	VOTE %		Ballot by Mail	Early Voting	Election Day
Yes	89,857	97.71%		2,121	59,790	27,946
No	2,103	2.29%		21	1,251	831
Total Votes Cast	91,960	100.00%		2,142	61,041	28,777
Overvotes	65			0	31	34
Undervotes	4,039			110	2,484	1,445
Contest Totals	96,064			2,252	63,556	30,256



Collin County Seal  
 Watermark Seal for Collin County.  
 Collin County Government