

## PCT 001

### Proposition 1 – State of Texas

Vote For 1

	TOTAL	VOTE %	
For	411	74.73%	
Against	139	25.27%	
Total Votes Cast	550	100.00%	
Overvotes	1		
Undervotes	6		
Contest Totals	557		

### Proposition 2 – State of Texas

Vote For 1

	TOTAL	VOTE %	
For	354	64.36%	
Against	196	35.64%	
Total Votes Cast	550	100.00%	
Overvotes	1		
Undervotes	6		
Contest Totals	557		

### Proposition 3 – State of Texas

Vote For 1

	TOTAL	VOTE %	
For	311	56.55%	
Against	239	43.45%	
Total Votes Cast	550	100.00%	
Overvotes	0		
Undervotes	7		
Contest Totals	557		

### Proposition 4 – State of Texas

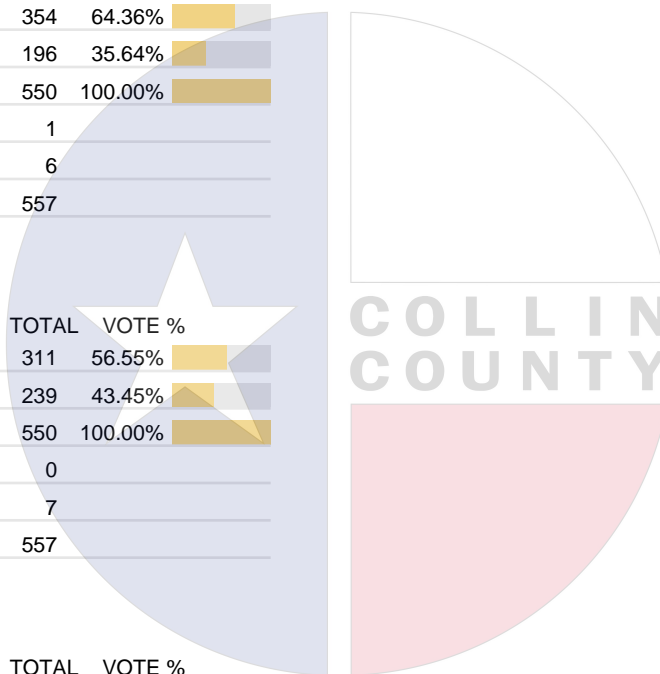
Vote For 1

	TOTAL	VOTE %	
For	426	77.74%	
Against	122	22.26%	
Total Votes Cast	548	100.00%	
Overvotes	0		
Undervotes	9		
Contest Totals	557		

### Proposition 5 – State of Texas

Vote For 1

	TOTAL	VOTE %	
For	407	76.07%	
Against	128	23.93%	
Total Votes Cast	535	100.00%	
Overvotes	0		
Undervotes	22		
Contest Totals	557		



Collin County Seal  
 Watermark Seal for Collin County,  
 Collin County Government

**PCT 001**

**Proposition 6 – State of Texas**

Vote For 1

	TOTAL	VOTE %	
For	298	55.39%	
Against	240	44.61%	
Total Votes Cast	538	100.00%	
Overvotes	0		
Undervotes	19		
Contest Totals	557		

**Proposition 7 – State of Texas**

Vote For 1

	TOTAL	VOTE %	
For	510	92.22%	
Against	43	7.78%	
Total Votes Cast	553	100.00%	
Overvotes	0		
Undervotes	4		
Contest Totals	557		

**Proposition 8 – State of Texas**

Vote For 1

	TOTAL	VOTE %	
For	379	68.41%	
Against	175	31.59%	
Total Votes Cast	554	100.00%	
Overvotes	0		
Undervotes	3		
Contest Totals	557		

**Proposition 9 – State of Texas**

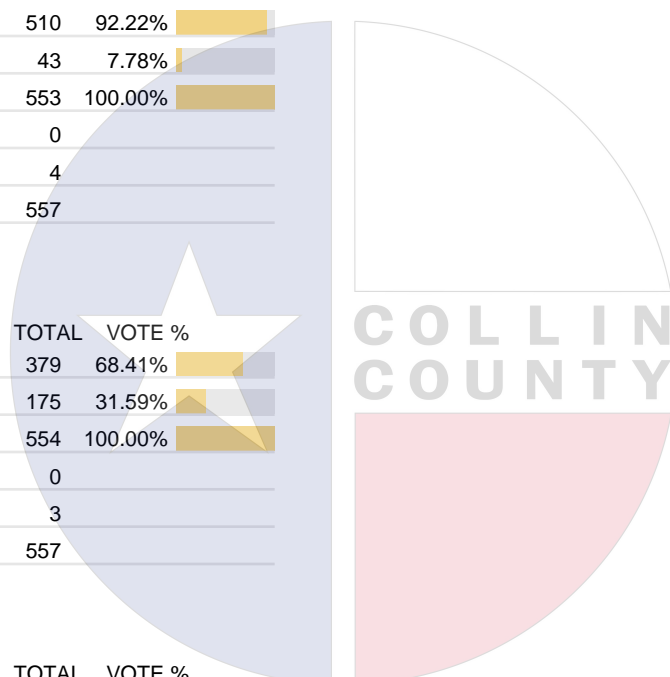
Vote For 1

	TOTAL	VOTE %	
For	422	77.01%	
Against	126	22.99%	
Total Votes Cast	548	100.00%	
Overvotes	0		
Undervotes	9		
Contest Totals	557		

**Proposition 10 – State of Texas**

Vote For 1

	TOTAL	VOTE %	
For	509	92.21%	
Against	43	7.79%	
Total Votes Cast	552	100.00%	
Overvotes	0		
Undervotes	5		
Contest Totals	557		



Collin County Seal  
 Watermark Seal for Collin County.  
 Collin County Government

**PCT 001**

**Proposition 11 – State of Texas**

Vote For 1

	TOTAL	VOTE %	
For	468	84.63%	
Against	85	15.37%	
Total Votes Cast	553	100.00%	
Overvotes	0		
Undervotes	4		
Contest Totals	557		

**Proposition 12 – State of Texas**

Vote For 1

	TOTAL	VOTE %	
For	319	58.42%	
Against	227	41.58%	
Total Votes Cast	546	100.00%	
Overvotes	1		
Undervotes	10		
Contest Totals	557		

**Proposition 13 – State of Texas**

Vote For 1

	TOTAL	VOTE %	
For	489	88.11%	
Against	66	11.89%	
Total Votes Cast	555	100.00%	
Overvotes	0		
Undervotes	2		
Contest Totals	557		

**Proposition 14 – State of Texas**

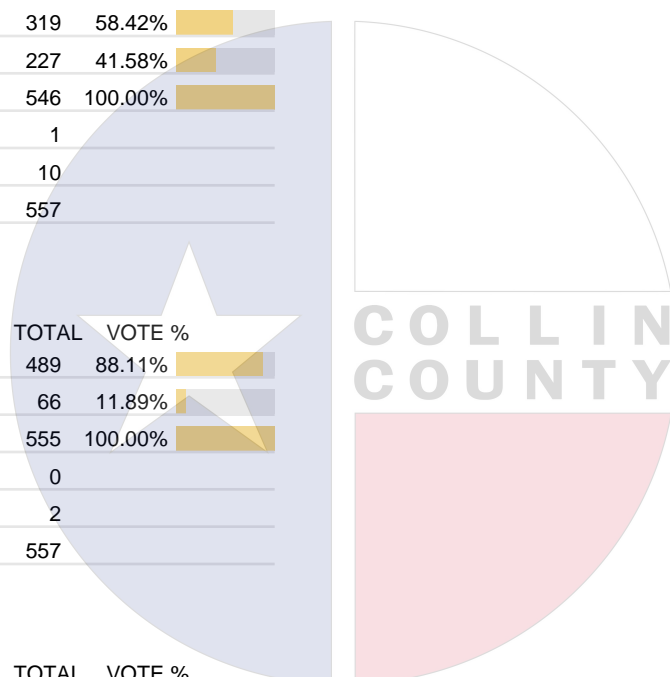
Vote For 1

	TOTAL	VOTE %	
For	391	71.22%	
Against	158	28.78%	
Total Votes Cast	549	100.00%	
Overvotes	0		
Undervotes	8		
Contest Totals	557		

**Proposition 15 – State of Texas**

Vote For 1

	TOTAL	VOTE %	
For	351	63.82%	
Against	199	36.18%	
Total Votes Cast	550	100.00%	
Overvotes	0		
Undervotes	7		
Contest Totals	557		



Collin County Seal  
 Watermark Seal for Collin County.  
 Collin County Government

**PCT 001**

**Proposition 16 – State of Texas**

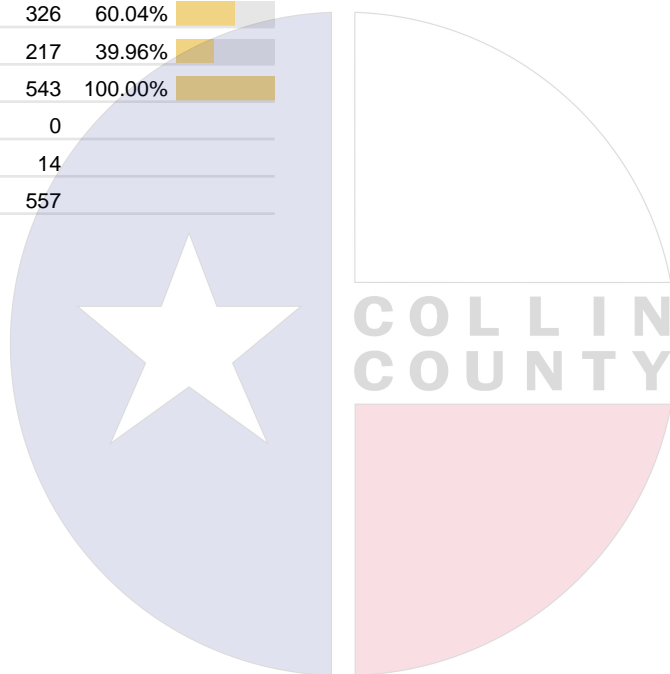
Vote For 1

	TOTAL	VOTE %	
For	359	65.15%	
Against	192	34.85%	
Total Votes Cast	551	100.00%	
Overvotes	1		
Undervotes	5		
Contest Totals	557		

**Proposition 17 – State of Texas**

Vote For 1

	TOTAL	VOTE %	
For	326	60.04%	
Against	217	39.96%	
Total Votes Cast	543	100.00%	
Overvotes	0		
Undervotes	14		
Contest Totals	557		



Collin County Seal  
 Watermark Seal for Collin County.  
 Collin County Government

**PCT 002**

**Proposition 1 – State of Texas**

Vote For 1

	TOTAL	VOTE %	
For	534	76.50%	
Against	164	23.50%	
Total Votes Cast	698	100.00%	
Overvotes	0		
Undervotes	12		
Contest Totals	710		

**Proposition 2 – State of Texas**

Vote For 1

	TOTAL	VOTE %	
For	420	60.00%	
Against	280	40.00%	
Total Votes Cast	700	100.00%	
Overvotes	0		
Undervotes	10		
Contest Totals	710		

**Proposition 3 – State of Texas**

Vote For 1

	TOTAL	VOTE %	
For	382	54.49%	
Against	319	45.51%	
Total Votes Cast	701	100.00%	
Overvotes	0		
Undervotes	9		
Contest Totals	710		

**Proposition 4 – State of Texas**

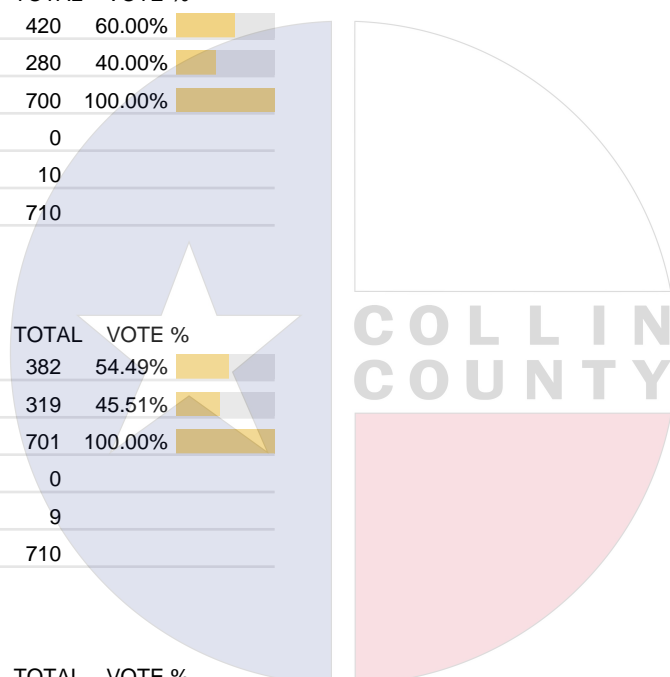
Vote For 1

	TOTAL	VOTE %	
For	540	77.36%	
Against	158	22.64%	
Total Votes Cast	698	100.00%	
Overvotes	0		
Undervotes	12		
Contest Totals	710		

**Proposition 5 – State of Texas**

Vote For 1

	TOTAL	VOTE %	
For	455	65.75%	
Against	237	34.25%	
Total Votes Cast	692	100.00%	
Overvotes	1		
Undervotes	17		
Contest Totals	710		



Collin County Seal  
 Watermark Seal for Collin County.  
 Collin County Government

**PCT 002**

**Proposition 6 – State of Texas**

Vote For 1

	TOTAL	VOTE %	
For	347	50.29%	
Against	343	49.71%	
Total Votes Cast	690	100.00%	
Overvotes	1		
Undervotes	19		
Contest Totals	710		

**Proposition 7 – State of Texas**

Vote For 1

	TOTAL	VOTE %	
For	624	88.76%	
Against	79	11.24%	
Total Votes Cast	703	100.00%	
Overvotes	0		
Undervotes	7		
Contest Totals	710		

**Proposition 8 – State of Texas**

Vote For 1

	TOTAL	VOTE %	
For	471	67.00%	
Against	232	33.00%	
Total Votes Cast	703	100.00%	
Overvotes	0		
Undervotes	7		
Contest Totals	710		

**Proposition 9 – State of Texas**

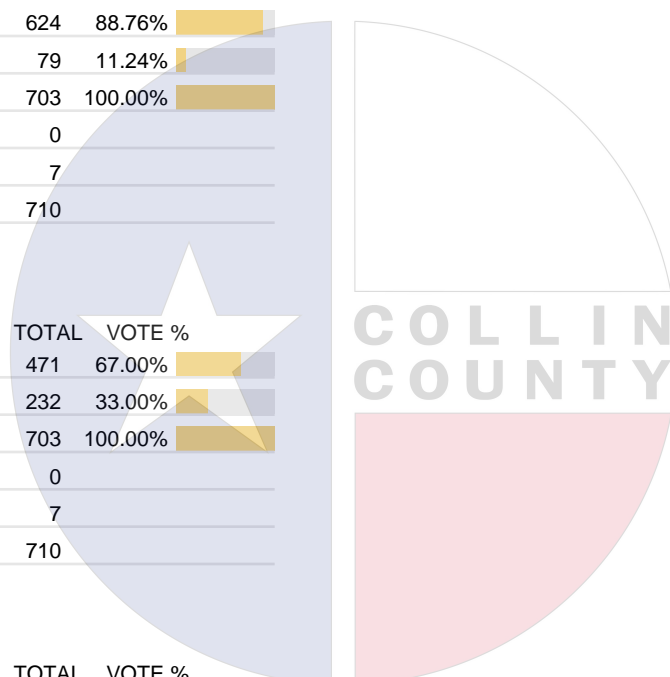
Vote For 1

	TOTAL	VOTE %	
For	479	68.92%	
Against	216	31.08%	
Total Votes Cast	695	100.00%	
Overvotes	0		
Undervotes	15		
Contest Totals	710		

**Proposition 10 – State of Texas**

Vote For 1

	TOTAL	VOTE %	
For	632	89.90%	
Against	71	10.10%	
Total Votes Cast	703	100.00%	
Overvotes	0		
Undervotes	7		
Contest Totals	710		



Collin County Seal  
 Watermark Seal for Collin County.  
 Collin County Government

**PCT 002**

**Proposition 11 – State of Texas**

Vote For 1

	TOTAL	VOTE %	
For	582	82.55%	
Against	123	17.45%	
Total Votes Cast	705	100.00%	
Overvotes	0		
Undervotes	5		
Contest Totals	710		

**Proposition 12 – State of Texas**

Vote For 1

	TOTAL	VOTE %	
For	364	52.07%	
Against	335	47.93%	
Total Votes Cast	699	100.00%	
Overvotes	0		
Undervotes	11		
Contest Totals	710		

**Proposition 13 – State of Texas**

Vote For 1

	TOTAL	VOTE %	
For	597	84.68%	
Against	108	15.32%	
Total Votes Cast	705	100.00%	
Overvotes	0		
Undervotes	5		
Contest Totals	710		

**Proposition 14 – State of Texas**

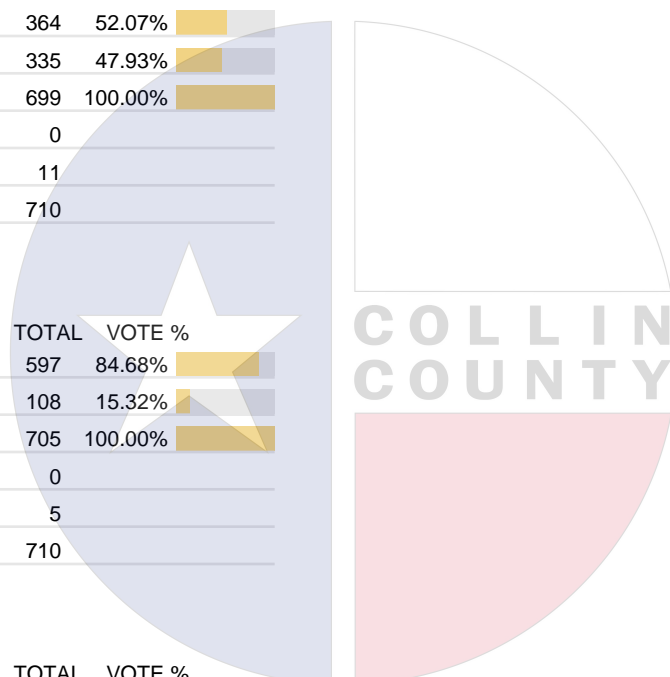
Vote For 1

	TOTAL	VOTE %	
For	511	73.31%	
Against	186	26.69%	
Total Votes Cast	697	100.00%	
Overvotes	0		
Undervotes	13		
Contest Totals	710		

**Proposition 15 – State of Texas**

Vote For 1

	TOTAL	VOTE %	
For	424	60.40%	
Against	278	39.60%	
Total Votes Cast	702	100.00%	
Overvotes	0		
Undervotes	8		
Contest Totals	710		



Collin County Seal  
 Watermark Seal for Collin County.  
 Collin County Government

**PCT 002**

**Proposition 16 – State of Texas**

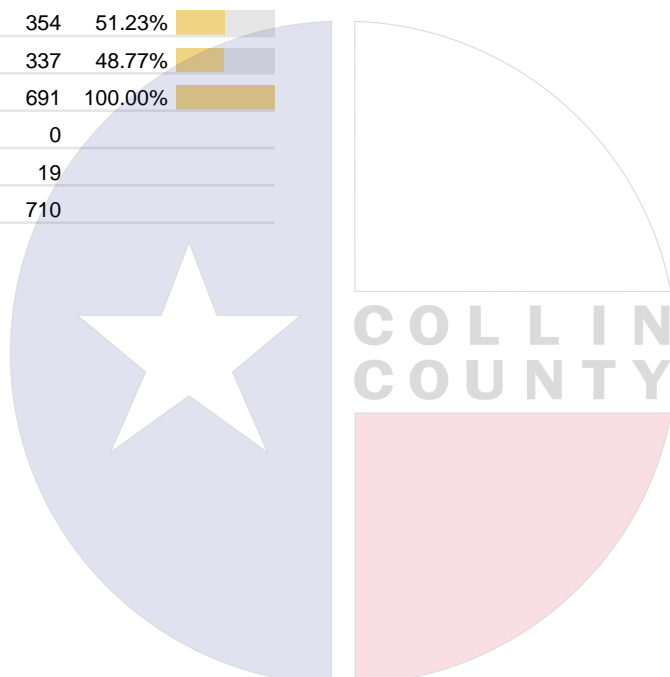
Vote For 1

	TOTAL	VOTE %	
For	439	62.09%	
Against	268	37.91%	
Total Votes Cast	707	100.00%	
Overvotes	1		
Undervotes	2		
Contest Totals	710		

**Proposition 17 – State of Texas**

Vote For 1

	TOTAL	VOTE %	
For	354	51.23%	
Against	337	48.77%	
Total Votes Cast	691	100.00%	
Overvotes	0		
Undervotes	19		
Contest Totals	710		



Collin County Seal  
 Watermark Seal for Collin County.  
 Collin County Government

### PCT 003

#### Proposition 1 – State of Texas

Vote For 1

	TOTAL	VOTE %	
For	176	71.54%	
Against	70	28.46%	
Total Votes Cast	246	100.00%	
Overvotes	0		
Undervotes	2		
Contest Totals	248		

#### Proposition 2 – State of Texas

Vote For 1

	TOTAL	VOTE %	
For	116	47.15%	
Against	130	52.85%	
Total Votes Cast	246	100.00%	
Overvotes	0		
Undervotes	2		
Contest Totals	248		

#### Proposition 3 – State of Texas

Vote For 1

	TOTAL	VOTE %	
For	99	40.24%	
Against	147	59.76%	
Total Votes Cast	246	100.00%	
Overvotes	0		
Undervotes	2		
Contest Totals	248		

#### Proposition 4 – State of Texas

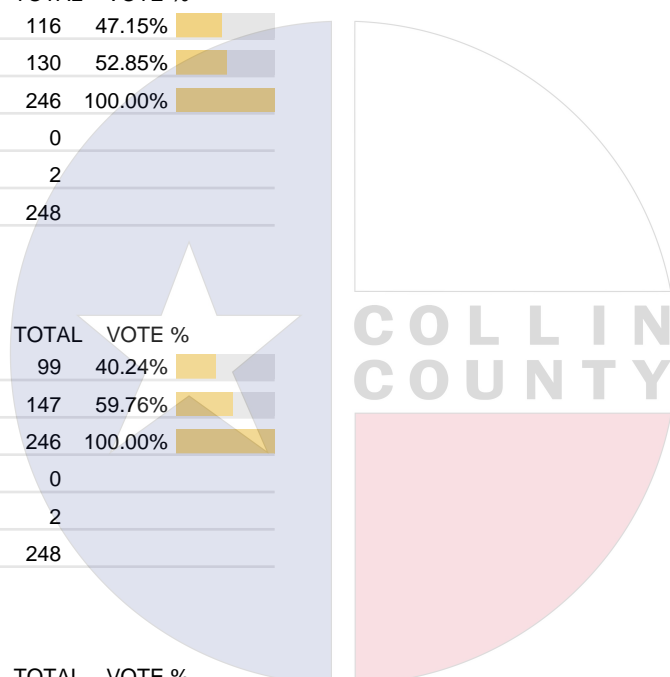
Vote For 1

	TOTAL	VOTE %	
For	157	64.34%	
Against	87	35.66%	
Total Votes Cast	244	100.00%	
Overvotes	0		
Undervotes	4		
Contest Totals	248		

#### Proposition 5 – State of Texas

Vote For 1

	TOTAL	VOTE %	
For	139	56.97%	
Against	105	43.03%	
Total Votes Cast	244	100.00%	
Overvotes	0		
Undervotes	4		
Contest Totals	248		



Collin County Seal  
 Watermark Seal for Collin County.  
 Collin County Government

### PCT 003

#### Proposition 6 – State of Texas

Vote For 1

	TOTAL	VOTE %	
For	90	37.04%	
Against	153	62.96%	
Total Votes Cast	243	100.00%	
Overvotes	0		
Undervotes	5		
Contest Totals	248		

#### Proposition 7 – State of Texas

Vote For 1

	TOTAL	VOTE %	
For	195	78.63%	
Against	53	21.37%	
Total Votes Cast	248	100.00%	
Overvotes	0		
Undervotes	0		
Contest Totals	248		

#### Proposition 8 – State of Texas

Vote For 1

	TOTAL	VOTE %	
For	130	52.63%	
Against	117	47.37%	
Total Votes Cast	247	100.00%	
Overvotes	0		
Undervotes	1		
Contest Totals	248		

#### Proposition 9 – State of Texas

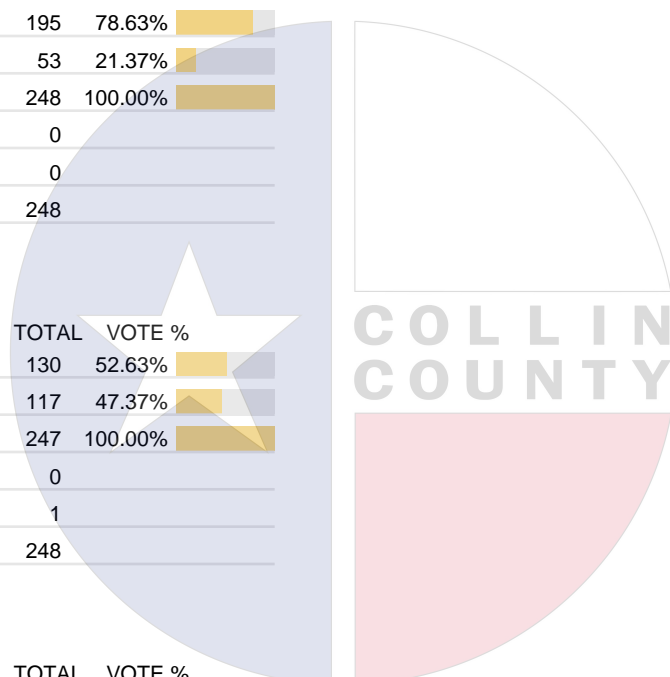
Vote For 1

	TOTAL	VOTE %	
For	139	56.50%	
Against	107	43.50%	
Total Votes Cast	246	100.00%	
Overvotes	0		
Undervotes	2		
Contest Totals	248		

#### Proposition 10 – State of Texas

Vote For 1

	TOTAL	VOTE %	
For	205	82.66%	
Against	43	17.34%	
Total Votes Cast	248	100.00%	
Overvotes	0		
Undervotes	0		
Contest Totals	248		



Collin County Seal  
 Watermark Seal for Collin County.  
 Collin County Government

**PCT 003**

**Proposition 11 – State of Texas**

Vote For 1

	TOTAL	VOTE %	
For	174	70.45%	
Against	73	29.55%	
Total Votes Cast	247	100.00%	
Overvotes	0		
Undervotes	1		
Contest Totals	248		

**Proposition 12 – State of Texas**

Vote For 1

	TOTAL	VOTE %	
For	116	47.74%	
Against	127	52.26%	
Total Votes Cast	243	100.00%	
Overvotes	1		
Undervotes	4		
Contest Totals	248		

**Proposition 13 – State of Texas**

Vote For 1

	TOTAL	VOTE %	
For	168	68.02%	
Against	79	31.98%	
Total Votes Cast	247	100.00%	
Overvotes	0		
Undervotes	1		
Contest Totals	248		

**Proposition 14 – State of Texas**

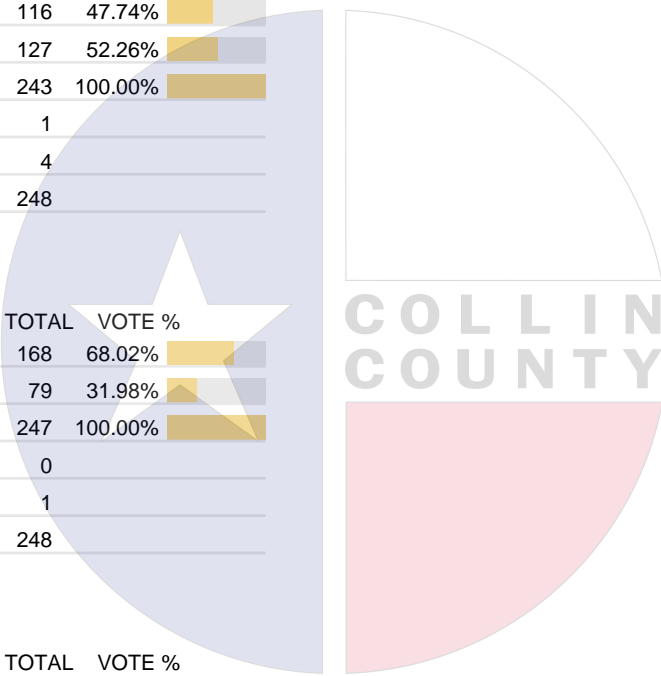
Vote For 1

	TOTAL	VOTE %	
For	174	70.73%	
Against	72	29.27%	
Total Votes Cast	246	100.00%	
Overvotes	1		
Undervotes	1		
Contest Totals	248		

**Proposition 15 – State of Texas**

Vote For 1

	TOTAL	VOTE %	
For	134	54.69%	
Against	111	45.31%	
Total Votes Cast	245	100.00%	
Overvotes	0		
Undervotes	3		
Contest Totals	248		



Collin County Seal  
 Watermark Seal for Collin County.  
 Collin County Government

**PCT 003**

**Proposition 16 – State of Texas**

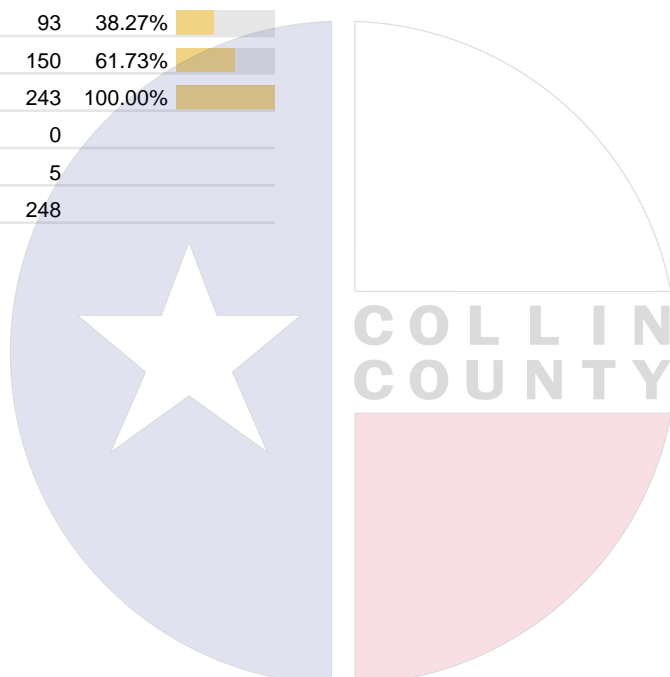
Vote For 1

	TOTAL	VOTE %	
For	133	54.51%	
Against	111	45.49%	
Total Votes Cast	244	100.00%	
Overvotes	1		
Undervotes	3		
Contest Totals	248		

**Proposition 17 – State of Texas**

Vote For 1

	TOTAL	VOTE %	
For	93	38.27%	
Against	150	61.73%	
Total Votes Cast	243	100.00%	
Overvotes	0		
Undervotes	5		
Contest Totals	248		



Collin County Seal  
 Watermark Seal for Collin County.  
 Collin County Government

## PCT 004

### Proposition 1 – State of Texas

Vote For 1

	TOTAL	VOTE %	
For	517	72.31%	
Against	198	27.69%	
Total Votes Cast	715	100.00%	
Overvotes	0		
Undervotes	18		
Contest Totals	733		

### Proposition 2 – State of Texas

Vote For 1

	TOTAL	VOTE %	
For	535	74.20%	
Against	186	25.80%	
Total Votes Cast	721	100.00%	
Overvotes	0		
Undervotes	12		
Contest Totals	733		

### Proposition 3 – State of Texas

Vote For 1

	TOTAL	VOTE %	
For	463	64.31%	
Against	257	35.69%	
Total Votes Cast	720	100.00%	
Overvotes	0		
Undervotes	13		
Contest Totals	733		

### Proposition 4 – State of Texas

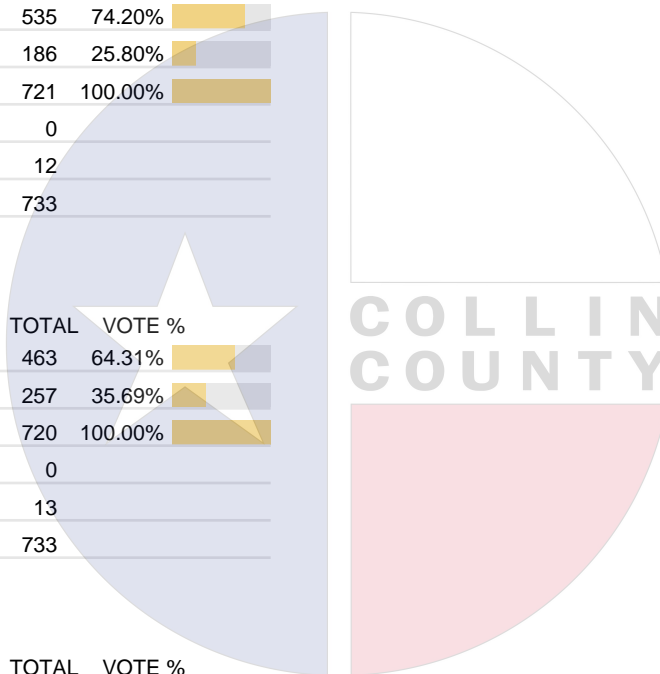
Vote For 1

	TOTAL	VOTE %	
For	519	73.83%	
Against	184	26.17%	
Total Votes Cast	703	100.00%	
Overvotes	2		
Undervotes	28		
Contest Totals	733		

### Proposition 5 – State of Texas

Vote For 1

	TOTAL	VOTE %	
For	507	72.02%	
Against	197	27.98%	
Total Votes Cast	704	100.00%	
Overvotes	0		
Undervotes	29		
Contest Totals	733		



Collin County Seal  
 Watermark Seal for Collin County.  
 Collin County Government

**PCT 004**

**Proposition 6 – State of Texas**

Vote For 1

	TOTAL	VOTE %	
For	440	62.86%	
Against	260	37.14%	
Total Votes Cast	700	100.00%	
Overvotes	0		
Undervotes	33		
Contest Totals	733		

**Proposition 7 – State of Texas**

Vote For 1

	TOTAL	VOTE %	
For	650	90.78%	
Against	66	9.22%	
Total Votes Cast	716	100.00%	
Overvotes	1		
Undervotes	16		
Contest Totals	733		

**Proposition 8 – State of Texas**

Vote For 1

	TOTAL	VOTE %	
For	582	80.61%	
Against	140	19.39%	
Total Votes Cast	722	100.00%	
Overvotes	1		
Undervotes	10		
Contest Totals	733		

**Proposition 9 – State of Texas**

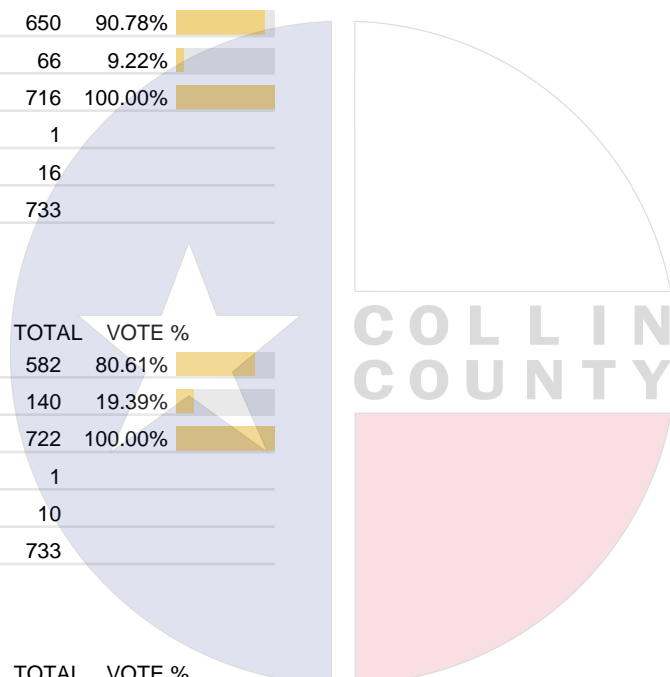
Vote For 1

	TOTAL	VOTE %	
For	522	74.04%	
Against	183	25.96%	
Total Votes Cast	705	100.00%	
Overvotes	0		
Undervotes	28		
Contest Totals	733		

**Proposition 10 – State of Texas**

Vote For 1

	TOTAL	VOTE %	
For	669	93.44%	
Against	47	6.56%	
Total Votes Cast	716	100.00%	
Overvotes	0		
Undervotes	17		
Contest Totals	733		



Collin County Seal  
 Watermark Seal for Collin County.  
 Collin County Government

**PCT 004**

**Proposition 11 – State of Texas**

Vote For 1

	TOTAL	VOTE %	
For	592	82.45%	
Against	126	17.55%	
Total Votes Cast	718	100.00%	
Overvotes	1		
Undervotes	14		
Contest Totals	733		

**Proposition 12 – State of Texas**

Vote For 1

	TOTAL	VOTE %	
For	484	68.95%	
Against	218	31.05%	
Total Votes Cast	702	100.00%	
Overvotes	0		
Undervotes	31		
Contest Totals	733		

**Proposition 13 – State of Texas**

Vote For 1

	TOTAL	VOTE %	
For	631	87.88%	
Against	87	12.12%	
Total Votes Cast	718	100.00%	
Overvotes	0		
Undervotes	15		
Contest Totals	733		

**Proposition 14 – State of Texas**

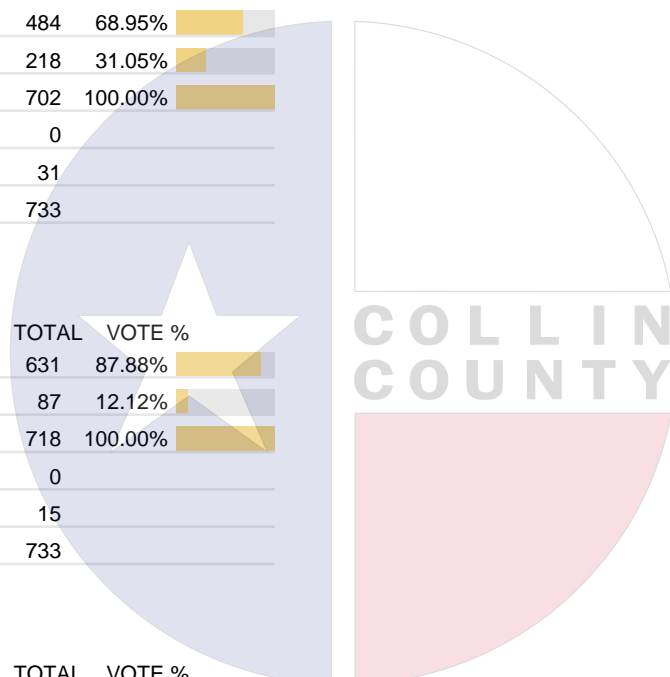
Vote For 1

	TOTAL	VOTE %	
For	491	68.58%	
Against	225	31.42%	
Total Votes Cast	716	100.00%	
Overvotes	0		
Undervotes	17		
Contest Totals	733		

**Proposition 15 – State of Texas**

Vote For 1

	TOTAL	VOTE %	
For	549	76.04%	
Against	173	23.96%	
Total Votes Cast	722	100.00%	
Overvotes	0		
Undervotes	11		
Contest Totals	733		



Collin County Seal  
 Watermark Seal for Collin County.  
 Collin County Government

**PCT 004**

**Proposition 16 – State of Texas**

Vote For 1

	TOTAL	VOTE %	
For	580	80.22%	
Against	143	19.78%	
Total Votes Cast	723	100.00%	
Overvotes	0		
Undervotes	10		
Contest Totals	733		

**Proposition 17 – State of Texas**

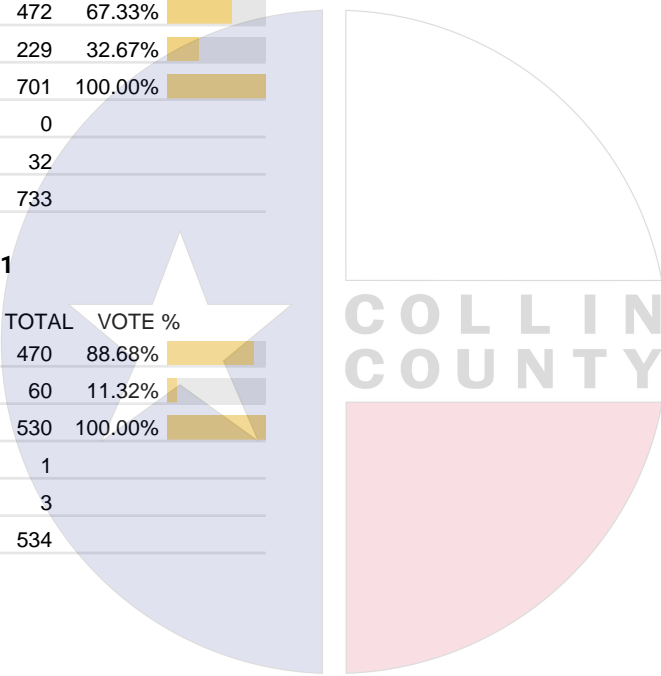
Vote For 1

	TOTAL	VOTE %	
For	472	67.33%	
Against	229	32.67%	
Total Votes Cast	701	100.00%	
Overvotes	0		
Undervotes	32		
Contest Totals	733		

**Proposition – Collin County ESD, No. 1**

Vote For 1

	TOTAL	VOTE %	
For	470	88.68%	
Against	60	11.32%	
Total Votes Cast	530	100.00%	
Overvotes	1		
Undervotes	3		
Contest Totals	534		



Collin County Seal  
 Watermark Seal for Collin County.  
 Collin County Government

## PCT 005

### Proposition 1 – State of Texas

Vote For 1

	TOTAL	VOTE %	
For	130	68.42%	
Against	60	31.58%	
Total Votes Cast	190	100.00%	
Overvotes	0		
Undervotes	5		
Contest Totals	195		

### Proposition 2 – State of Texas

Vote For 1

	TOTAL	VOTE %	
For	136	70.83%	
Against	56	29.17%	
Total Votes Cast	192	100.00%	
Overvotes	1		
Undervotes	2		
Contest Totals	195		

### Proposition 3 – State of Texas

Vote For 1

	TOTAL	VOTE %	
For	116	61.05%	
Against	74	38.95%	
Total Votes Cast	190	100.00%	
Overvotes	0		
Undervotes	5		
Contest Totals	195		

### Proposition 4 – State of Texas

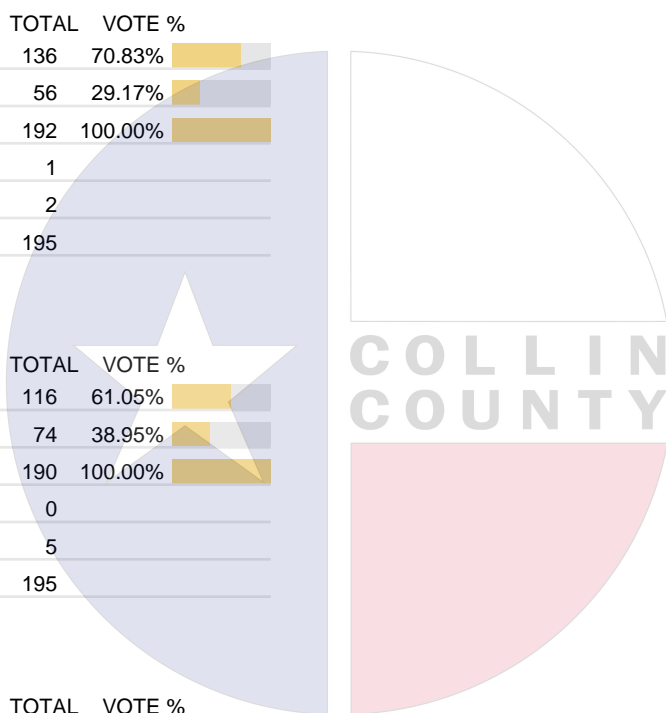
Vote For 1

	TOTAL	VOTE %	
For	134	70.90%	
Against	55	29.10%	
Total Votes Cast	189	100.00%	
Overvotes	1		
Undervotes	5		
Contest Totals	195		

### Proposition 5 – State of Texas

Vote For 1

	TOTAL	VOTE %	
For	147	77.78%	
Against	42	22.22%	
Total Votes Cast	189	100.00%	
Overvotes	1		
Undervotes	5		
Contest Totals	195		



Collin County Seal  
 Watermark Seal for Collin County.  
 Collin County Government

## PCT 005

### Proposition 6 – State of Texas

Vote For 1

	TOTAL	VOTE %	
For	107	56.61%	
Against	82	43.39%	
Total Votes Cast	189	100.00%	
Overvotes	0		
Undervotes	6		
Contest Totals	195		

### Proposition 7 – State of Texas

Vote For 1

	TOTAL	VOTE %	
For	181	93.78%	
Against	12	6.22%	
Total Votes Cast	193	100.00%	
Overvotes	0		
Undervotes	2		
Contest Totals	195		

### Proposition 8 – State of Texas

Vote For 1

	TOTAL	VOTE %	
For	149	78.01%	
Against	42	21.99%	
Total Votes Cast	191	100.00%	
Overvotes	1		
Undervotes	3		
Contest Totals	195		

### Proposition 9 – State of Texas

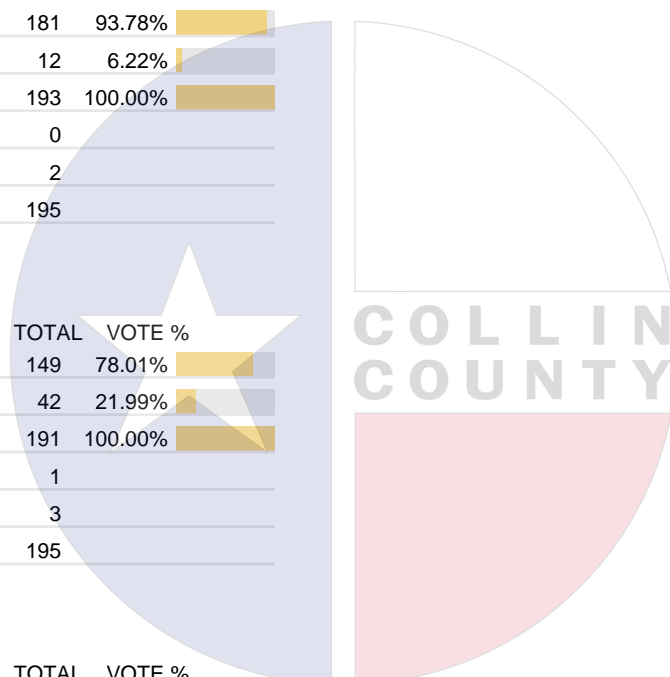
Vote For 1

	TOTAL	VOTE %	
For	140	72.54%	
Against	53	27.46%	
Total Votes Cast	193	100.00%	
Overvotes	0		
Undervotes	2		
Contest Totals	195		

### Proposition 10 – State of Texas

Vote For 1

	TOTAL	VOTE %	
For	181	93.78%	
Against	12	6.22%	
Total Votes Cast	193	100.00%	
Overvotes	0		
Undervotes	2		
Contest Totals	195		



Collin County Seal  
 Watermark Seal for Collin County.  
 Collin County Government

## PCT 005

### Proposition 11 – State of Texas

Vote For 1

	TOTAL	VOTE %	
For	164	84.97%	
Against	29	15.03%	
Total Votes Cast	193	100.00%	
Overvotes	0		
Undervotes	2		
Contest Totals	195		

### Proposition 12 – State of Texas

Vote For 1

	TOTAL	VOTE %	
For	122	64.21%	
Against	68	35.79%	
Total Votes Cast	190	100.00%	
Overvotes	0		
Undervotes	5		
Contest Totals	195		

### Proposition 13 – State of Texas

Vote For 1

	TOTAL	VOTE %	
For	164	84.10%	
Against	31	15.90%	
Total Votes Cast	195	100.00%	
Overvotes	0		
Undervotes	0		
Contest Totals	195		

### Proposition 14 – State of Texas

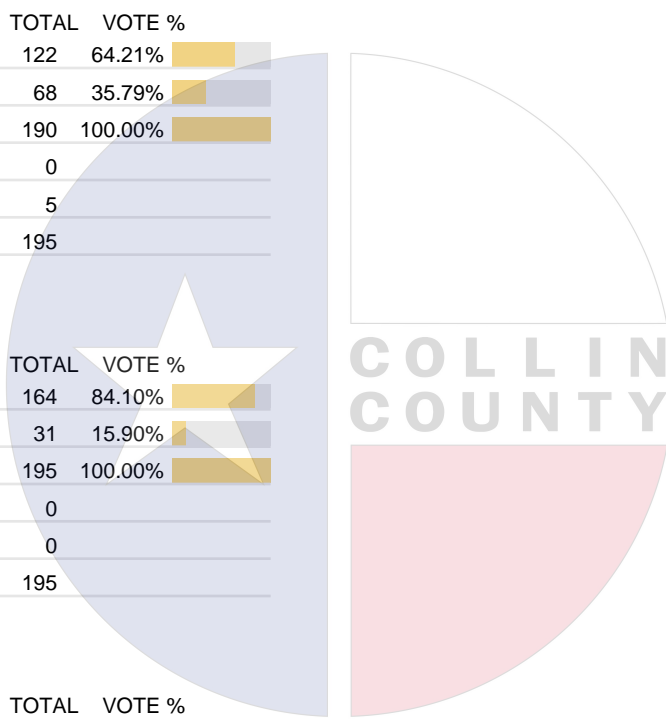
Vote For 1

	TOTAL	VOTE %	
For	136	70.83%	
Against	56	29.17%	
Total Votes Cast	192	100.00%	
Overvotes	0		
Undervotes	3		
Contest Totals	195		

### Proposition 15 – State of Texas

Vote For 1

	TOTAL	VOTE %	
For	125	65.44%	
Against	66	34.56%	
Total Votes Cast	191	100.00%	
Overvotes	0		
Undervotes	4		
Contest Totals	195		



Collin County Seal  
 Watermark Seal for Collin County.  
 Collin County Government

**PCT 005**

**Proposition 16 – State of Texas**

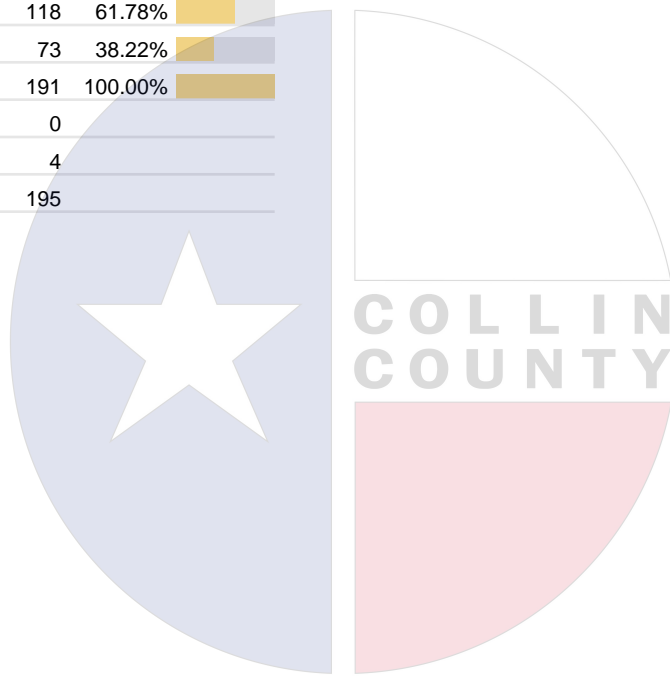
Vote For 1

	TOTAL	VOTE %	
For	129	67.19%	
Against	63	32.81%	
Total Votes Cast	192	100.00%	
Overvotes	0		
Undervotes	3		
Contest Totals	195		

**Proposition 17 – State of Texas**

Vote For 1

	TOTAL	VOTE %	
For	118	61.78%	
Against	73	38.22%	
Total Votes Cast	191	100.00%	
Overvotes	0		
Undervotes	4		
Contest Totals	195		



Collin County Seal  
 Watermark Seal for Collin County.  
 Collin County Government

**PCT 006**

**Proposition 1 – State of Texas**

Vote For 1

	TOTAL	VOTE %	
For	155	70.14%	
Against	66	29.86%	
Total Votes Cast	221	100.00%	
Overvotes	0		
Undervotes	3		
Contest Totals	224		

**Proposition 2 – State of Texas**

Vote For 1

	TOTAL	VOTE %	
For	122	54.96%	
Against	100	45.04%	
Total Votes Cast	222	100.00%	
Overvotes	0		
Undervotes	2		
Contest Totals	224		

**Proposition 3 – State of Texas**

Vote For 1

	TOTAL	VOTE %	
For	108	48.87%	
Against	113	51.13%	
Total Votes Cast	221	100.00%	
Overvotes	0		
Undervotes	3		
Contest Totals	224		

**Proposition 4 – State of Texas**

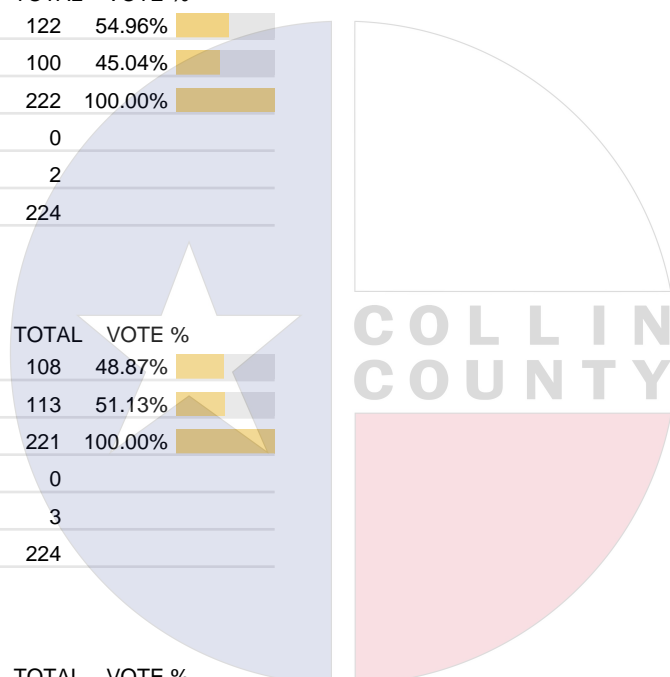
Vote For 1

	TOTAL	VOTE %	
For	151	68.33%	
Against	70	31.67%	
Total Votes Cast	221	100.00%	
Overvotes	0		
Undervotes	3		
Contest Totals	224		

**Proposition 5 – State of Texas**

Vote For 1

	TOTAL	VOTE %	
For	126	58.06%	
Against	91	41.94%	
Total Votes Cast	217	100.00%	
Overvotes	0		
Undervotes	7		
Contest Totals	224		



Collin County Seal  
 Watermark Seal for Collin County.  
 Collin County Government

**PCT 006**

**Proposition 6 – State of Texas**

Vote For 1

	TOTAL	VOTE %	
For	97	44.70%	
Against	120	55.30%	
Total Votes Cast	217	100.00%	
Overvotes	0		
Undervotes	7		
Contest Totals	224		

**Proposition 7 – State of Texas**

Vote For 1

	TOTAL	VOTE %	
For	183	82.43%	
Against	39	17.57%	
Total Votes Cast	222	100.00%	
Overvotes	0		
Undervotes	2		
Contest Totals	224		

**Proposition 8 – State of Texas**

Vote For 1

	TOTAL	VOTE %	
For	155	69.51%	
Against	68	30.49%	
Total Votes Cast	223	100.00%	
Overvotes	0		
Undervotes	1		
Contest Totals	224		

**Proposition 9 – State of Texas**

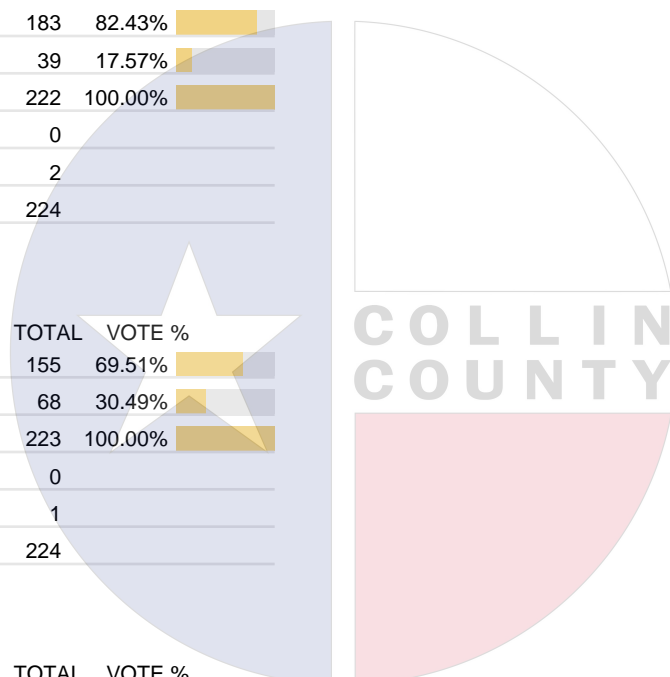
Vote For 1

	TOTAL	VOTE %	
For	144	66.06%	
Against	74	33.94%	
Total Votes Cast	218	100.00%	
Overvotes	0		
Undervotes	6		
Contest Totals	224		

**Proposition 10 – State of Texas**

Vote For 1

	TOTAL	VOTE %	
For	197	88.74%	
Against	25	11.26%	
Total Votes Cast	222	100.00%	
Overvotes	0		
Undervotes	2		
Contest Totals	224		



Collin County Seal  
 Watermark Seal for Collin County.  
 Collin County Government

## PCT 006

### Proposition 11 – State of Texas

Vote For 1

	TOTAL	VOTE %	
For	167	74.55%	
Against	57	25.45%	
Total Votes Cast	224	100.00%	
Overvotes	0		
Undervotes	0		
Contest Totals	224		

### Proposition 12 – State of Texas

Vote For 1

	TOTAL	VOTE %	
For	118	53.64%	
Against	102	46.36%	
Total Votes Cast	220	100.00%	
Overvotes	0		
Undervotes	4		
Contest Totals	224		

### Proposition 13 – State of Texas

Vote For 1

	TOTAL	VOTE %	
For	188	84.30%	
Against	35	15.70%	
Total Votes Cast	223	100.00%	
Overvotes	0		
Undervotes	1		
Contest Totals	224		

### Proposition 14 – State of Texas

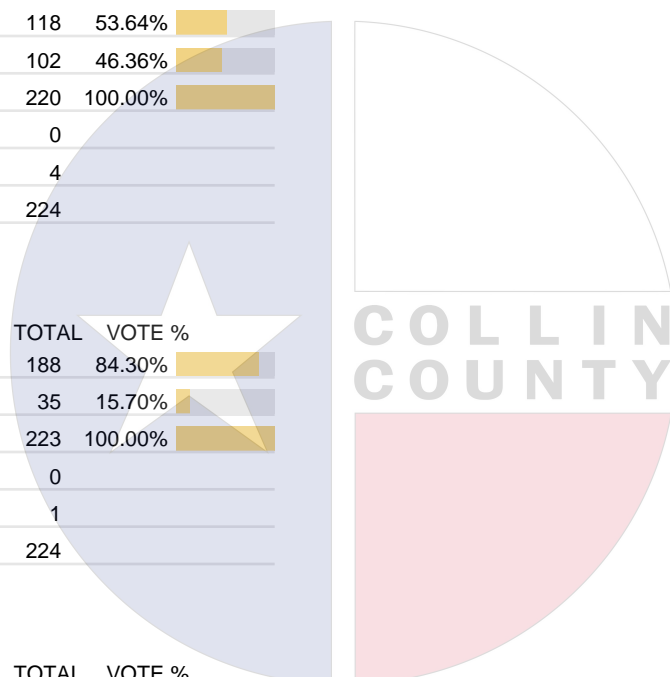
Vote For 1

	TOTAL	VOTE %	
For	150	67.26%	
Against	73	32.74%	
Total Votes Cast	223	100.00%	
Overvotes	0		
Undervotes	1		
Contest Totals	224		

### Proposition 15 – State of Texas

Vote For 1

	TOTAL	VOTE %	
For	134	59.82%	
Against	90	40.18%	
Total Votes Cast	224	100.00%	
Overvotes	0		
Undervotes	0		
Contest Totals	224		



Collin County Seal  
 Watermark Seal for Collin County.  
 Collin County Government

**PCT 006**

**Proposition 16 – State of Texas**

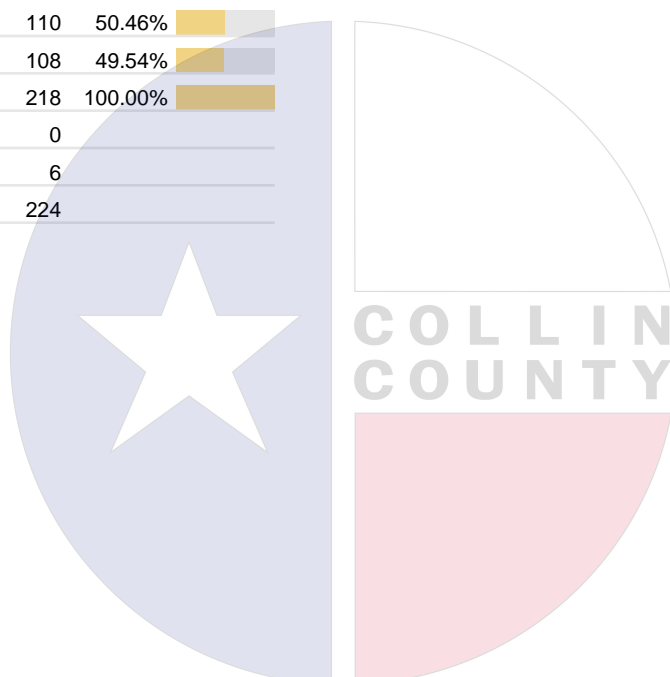
Vote For 1

	TOTAL	VOTE %	
For	145	65.02%	
Against	78	34.98%	
Total Votes Cast	223	100.00%	
Overvotes	0		
Undervotes	1		
Contest Totals	224		

**Proposition 17 – State of Texas**

Vote For 1

	TOTAL	VOTE %	
For	110	50.46%	
Against	108	49.54%	
Total Votes Cast	218	100.00%	
Overvotes	0		
Undervotes	6		
Contest Totals	224		



Collin County Seal  
 Watermark Seal for Collin County.  
 Collin County Government

## PCT 007

### Proposition 1 – State of Texas

Vote For 1

	TOTAL	VOTE %	
For	179	71.03%	
Against	73	28.97%	
Total Votes Cast	252	100.00%	
Overvotes	0		
Undervotes	4		
Contest Totals	256		

### Proposition 2 – State of Texas

Vote For 1

	TOTAL	VOTE %	
For	165	64.71%	
Against	90	35.29%	
Total Votes Cast	255	100.00%	
Overvotes	0		
Undervotes	1		
Contest Totals	256		

### Proposition 3 – State of Texas

Vote For 1

	TOTAL	VOTE %	
For	151	59.68%	
Against	102	40.32%	
Total Votes Cast	253	100.00%	
Overvotes	0		
Undervotes	3		
Contest Totals	256		

### Proposition 4 – State of Texas

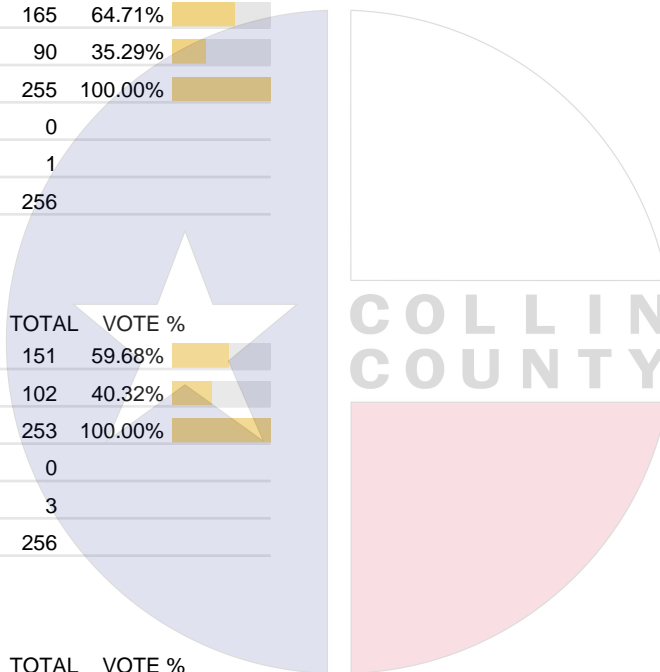
Vote For 1

	TOTAL	VOTE %	
For	182	72.51%	
Against	69	27.49%	
Total Votes Cast	251	100.00%	
Overvotes	0		
Undervotes	5		
Contest Totals	256		

### Proposition 5 – State of Texas

Vote For 1

	TOTAL	VOTE %	
For	175	70.56%	
Against	73	29.44%	
Total Votes Cast	248	100.00%	
Overvotes	0		
Undervotes	8		
Contest Totals	256		



Collin County Seal  
 Watermark Seal for Collin County.  
 Collin County Government

**PCT 007**

**Proposition 6 – State of Texas**

Vote For 1

	TOTAL	VOTE %	
For	131	52.61%	
Against	118	47.39%	
Total Votes Cast	249	100.00%	
Overvotes	0		
Undervotes	7		
Contest Totals	256		

**Proposition 7 – State of Texas**

Vote For 1

	TOTAL	VOTE %	
For	225	88.58%	
Against	29	11.42%	
Total Votes Cast	254	100.00%	
Overvotes	0		
Undervotes	2		
Contest Totals	256		

**Proposition 8 – State of Texas**

Vote For 1

	TOTAL	VOTE %	
For	179	70.75%	
Against	74	29.25%	
Total Votes Cast	253	100.00%	
Overvotes	0		
Undervotes	3		
Contest Totals	256		

**Proposition 9 – State of Texas**

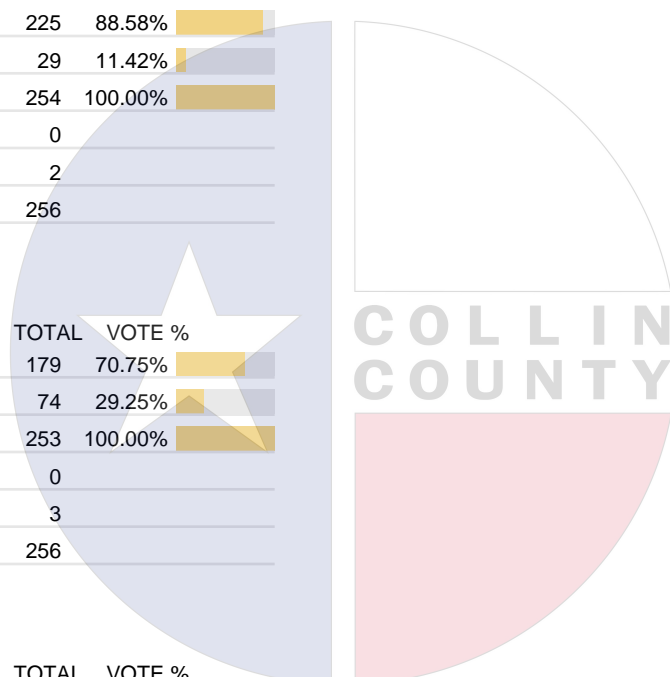
Vote For 1

	TOTAL	VOTE %	
For	169	66.80%	
Against	84	33.20%	
Total Votes Cast	253	100.00%	
Overvotes	0		
Undervotes	3		
Contest Totals	256		

**Proposition 10 – State of Texas**

Vote For 1

	TOTAL	VOTE %	
For	224	88.19%	
Against	30	11.81%	
Total Votes Cast	254	100.00%	
Overvotes	0		
Undervotes	2		
Contest Totals	256		



Collin County Seal  
 Watermark Seal for Collin County.  
 Collin County Government

**PCT 007**

**Proposition 11 – State of Texas**

Vote For 1

	TOTAL	VOTE %	
For	206	81.10%	
Against	48	18.90%	
Total Votes Cast	254	100.00%	
Overvotes	1		
Undervotes	1		
Contest Totals	256		

**Proposition 12 – State of Texas**

Vote For 1

	TOTAL	VOTE %	
For	151	59.92%	
Against	101	40.08%	
Total Votes Cast	252	100.00%	
Overvotes	0		
Undervotes	4		
Contest Totals	256		

**Proposition 13 – State of Texas**

Vote For 1

	TOTAL	VOTE %	
For	214	84.25%	
Against	40	15.75%	
Total Votes Cast	254	100.00%	
Overvotes	0		
Undervotes	2		
Contest Totals	256		

**Proposition 14 – State of Texas**

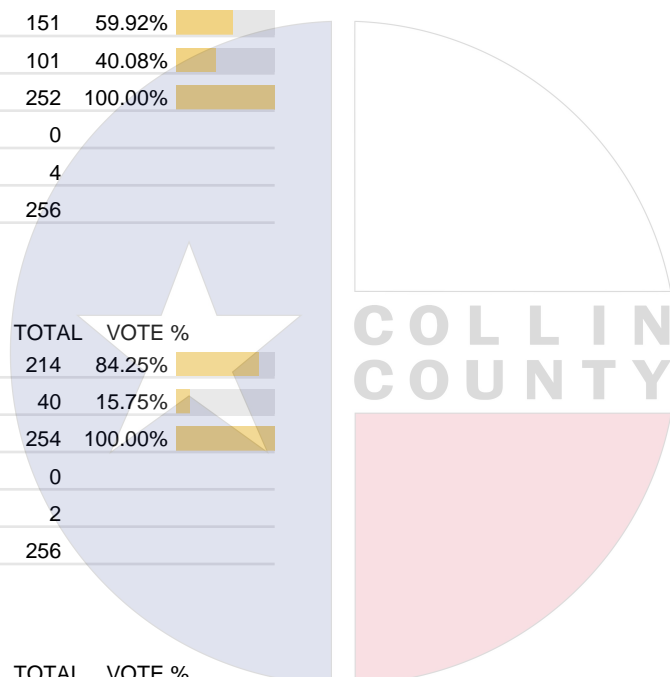
Vote For 1

	TOTAL	VOTE %	
For	182	71.94%	
Against	71	28.06%	
Total Votes Cast	253	100.00%	
Overvotes	0		
Undervotes	3		
Contest Totals	256		

**Proposition 15 – State of Texas**

Vote For 1

	TOTAL	VOTE %	
For	168	65.88%	
Against	87	34.12%	
Total Votes Cast	255	100.00%	
Overvotes	0		
Undervotes	1		
Contest Totals	256		



Collin County Seal  
 Watermark Seal for Collin County.  
 Collin County Government

**PCT 007**

**Proposition 16 – State of Texas**

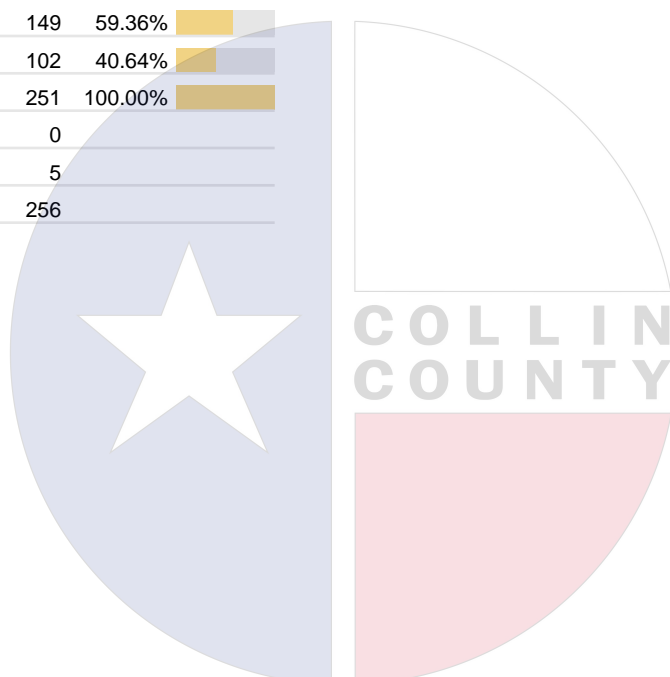
Vote For 1

	TOTAL	VOTE %	
For	174	68.77%	
Against	79	31.23%	
Total Votes Cast	253	100.00%	
Overvotes	0		
Undervotes	3		
Contest Totals	256		

**Proposition 17 – State of Texas**

Vote For 1

	TOTAL	VOTE %	
For	149	59.36%	
Against	102	40.64%	
Total Votes Cast	251	100.00%	
Overvotes	0		
Undervotes	5		
Contest Totals	256		



Collin County Seal  
 Watermark Seal for Collin County.  
 Collin County Government

## PCT 008

### Proposition 1 – State of Texas

Vote For 1

	TOTAL	VOTE %	
For	871	71.10%	
Against	354	28.90%	
Total Votes Cast	1,225	100.00%	
Overvotes	1		
Undervotes	26		
Contest Totals	1,252		

### Proposition 2 – State of Texas

Vote For 1

	TOTAL	VOTE %	
For	877	71.36%	
Against	352	28.64%	
Total Votes Cast	1,229	100.00%	
Overvotes	2		
Undervotes	21		
Contest Totals	1,252		

### Proposition 3 – State of Texas

Vote For 1

	TOTAL	VOTE %	
For	754	61.20%	
Against	478	38.80%	
Total Votes Cast	1,232	100.00%	
Overvotes	0		
Undervotes	20		
Contest Totals	1,252		

### Proposition 4 – State of Texas

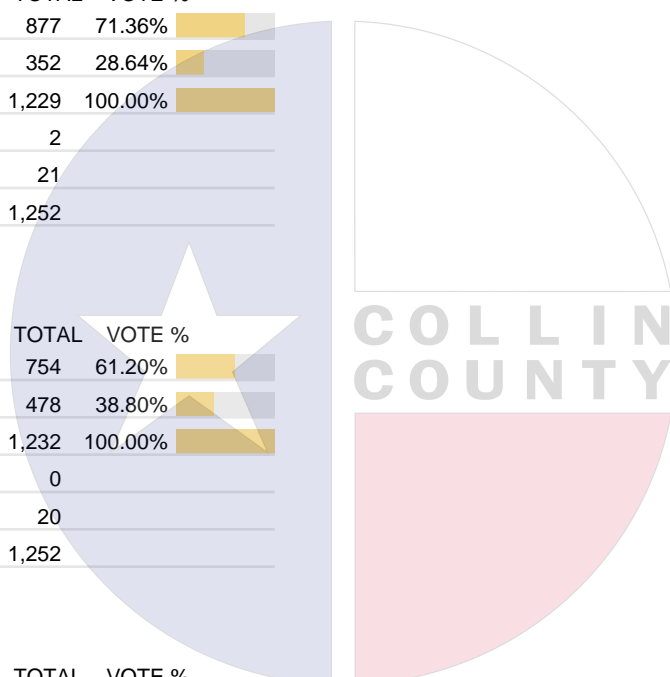
Vote For 1

	TOTAL	VOTE %	
For	882	72.53%	
Against	334	27.47%	
Total Votes Cast	1,216	100.00%	
Overvotes	2		
Undervotes	34		
Contest Totals	1,252		

### Proposition 5 – State of Texas

Vote For 1

	TOTAL	VOTE %	
For	893	74.17%	
Against	311	25.83%	
Total Votes Cast	1,204	100.00%	
Overvotes	0		
Undervotes	48		
Contest Totals	1,252		



Collin County Seal  
 Watermark Seal for Collin County.  
 Collin County Government

**PCT 008**

**Proposition 6 – State of Texas**

Vote For 1

	TOTAL	VOTE %	
For	710	59.76%	
Against	478	40.24%	
Total Votes Cast	1,188	100.00%	
Overvotes	0		
Undervotes	64		
Contest Totals	1,252		

**Proposition 7 – State of Texas**

Vote For 1

	TOTAL	VOTE %	
For	1,119	90.68%	
Against	115	9.32%	
Total Votes Cast	1,234	100.00%	
Overvotes	0		
Undervotes	18		
Contest Totals	1,252		

**Proposition 8 – State of Texas**

Vote For 1

	TOTAL	VOTE %	
For	950	76.61%	
Against	290	23.39%	
Total Votes Cast	1,240	100.00%	
Overvotes	0		
Undervotes	12		
Contest Totals	1,252		

**Proposition 9 – State of Texas**

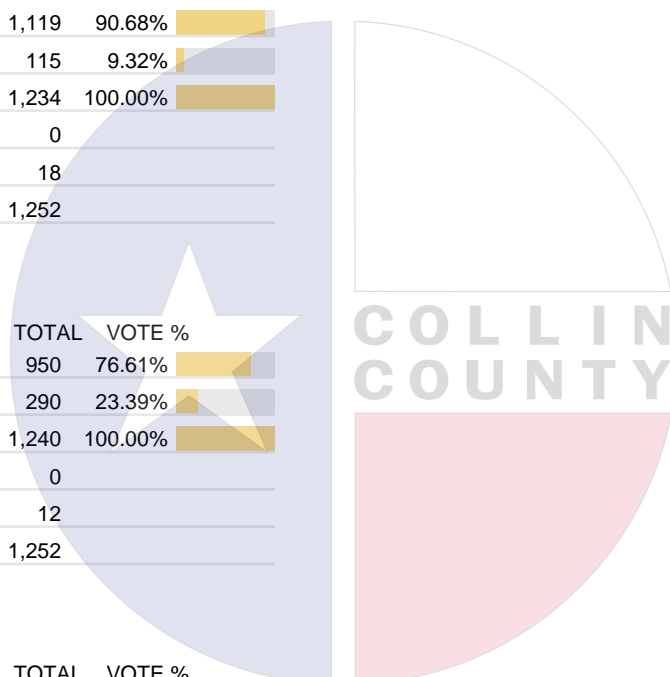
Vote For 1

	TOTAL	VOTE %	
For	811	67.64%	
Against	388	32.36%	
Total Votes Cast	1,199	100.00%	
Overvotes	1		
Undervotes	52		
Contest Totals	1,252		

**Proposition 10 – State of Texas**

Vote For 1

	TOTAL	VOTE %	
For	1,136	92.89%	
Against	87	7.11%	
Total Votes Cast	1,223	100.00%	
Overvotes	0		
Undervotes	29		
Contest Totals	1,252		



Collin County Seal  
 Watermark Seal for Collin County.  
 Collin County Government

**PCT 008**

**Proposition 11 – State of Texas**

Vote For 1

	TOTAL	VOTE %	
For	1,019	83.25%	
Against	205	16.75%	
Total Votes Cast	1,224	100.00%	
Overvotes	1		
Undervotes	27		
Contest Totals	1,252		

**Proposition 12 – State of Texas**

Vote For 1

	TOTAL	VOTE %	
For	775	63.89%	
Against	438	36.11%	
Total Votes Cast	1,213	100.00%	
Overvotes	1		
Undervotes	38		
Contest Totals	1,252		

**Proposition 13 – State of Texas**

Vote For 1

	TOTAL	VOTE %	
For	1,060	86.18%	
Against	170	13.82%	
Total Votes Cast	1,230	100.00%	
Overvotes	0		
Undervotes	22		
Contest Totals	1,252		

**Proposition 14 – State of Texas**

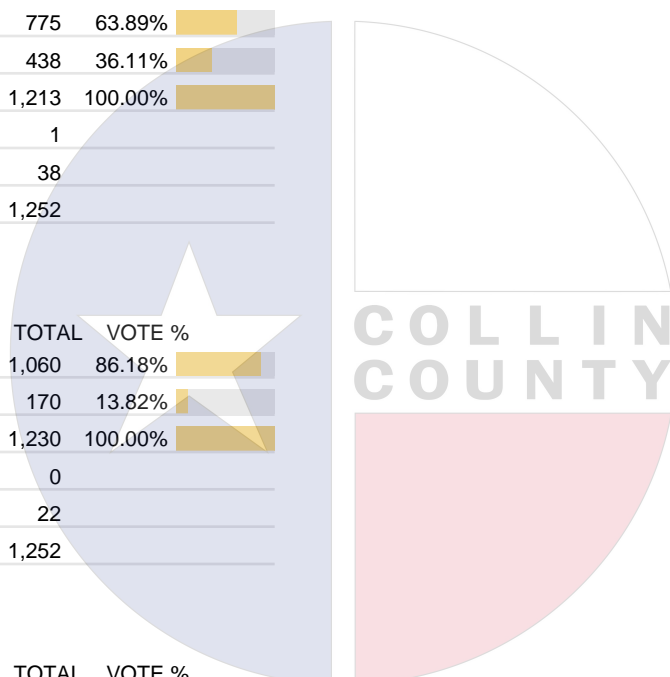
Vote For 1

	TOTAL	VOTE %	
For	908	74.30%	
Against	314	25.70%	
Total Votes Cast	1,222	100.00%	
Overvotes	1		
Undervotes	29		
Contest Totals	1,252		

**Proposition 15 – State of Texas**

Vote For 1

	TOTAL	VOTE %	
For	916	74.78%	
Against	309	25.22%	
Total Votes Cast	1,225	100.00%	
Overvotes	1		
Undervotes	26		
Contest Totals	1,252		



Collin County Seal  
 Watermark Seal for Collin County.  
 Collin County Government

**PCT 008**

**Proposition 16 – State of Texas**

Vote For 1

	TOTAL	VOTE %	
For	933	75.55%	
Against	302	24.45%	
Total Votes Cast	1,235	100.00%	
Overvotes	1		
Undervotes	16		
Contest Totals	1,252		

**Proposition 17 – State of Texas**

Vote For 1

	TOTAL	VOTE %	
For	750	62.71%	
Against	446	37.29%	
Total Votes Cast	1,196	100.00%	
Overvotes	1		
Undervotes	55		
Contest Totals	1,252		

**Proposition – Collin County ESD, No. 1**

Vote For 1

	TOTAL	VOTE %	
For	946	82.05%	
Against	207	17.95%	
Total Votes Cast	1,153	100.00%	
Overvotes	0		
Undervotes	20		
Contest Totals	1,173		

**Mayor – City of Lowry Crossing**

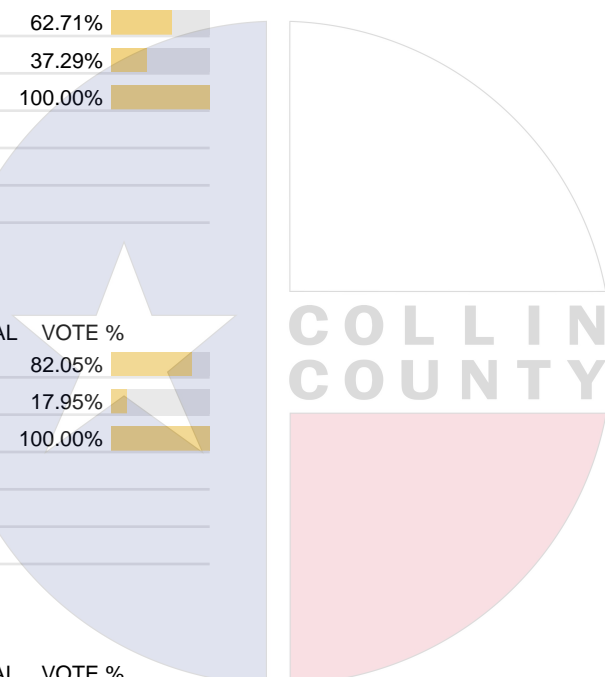
Vote For 1

	TOTAL	VOTE %	
Pat Kelly	4	100.00%	
Sally Cooper	0	0.00%	
Total Votes Cast	4	100.00%	
Overvotes	0		
Undervotes	0		
Contest Totals	4		

**City Council, Ward 2 – City of Lowry Crossing**

Vote For 2

	TOTAL	VOTE %	
Tammy Hodges	4	100.00%	
Agur Rios	0	0.00%	
Total Votes Cast	4	100.00%	
Overvotes	0		
Undervotes	4		
Contest Totals	8		



Collin County Seal  
 Watermark Seal for Collin County.  
 Collin County Government

**PCT 008**

**City Council, Ward 3 – City of Lowry Crossing**

Vote For 2

	TOTAL	VOTE %
Eusebio (Joe) Trujillo III	0	
Cindy Cash	0	
Total Votes Cast	0	
Overvotes	0	
Undervotes	0	
Contest Totals	0	

**For School Trustees – Princeton ISD**

Vote For 2

	TOTAL	VOTE %
Sam Nevarez	63	3.43%
Sonia Ledezma	383	20.83%
Charlotte Wilson	209	11.36%
John Campbell	400	21.75%
Julia Schmoker	364	19.79%
Melissa Ait Belaid	351	19.09%
Kay McLaughlin	69	3.75%
Total Votes Cast	1,839	100.00%
Overvotes	20	
Undervotes	645	
Contest Totals	2,504	

**Proposition A – Tickey Creek MUD**

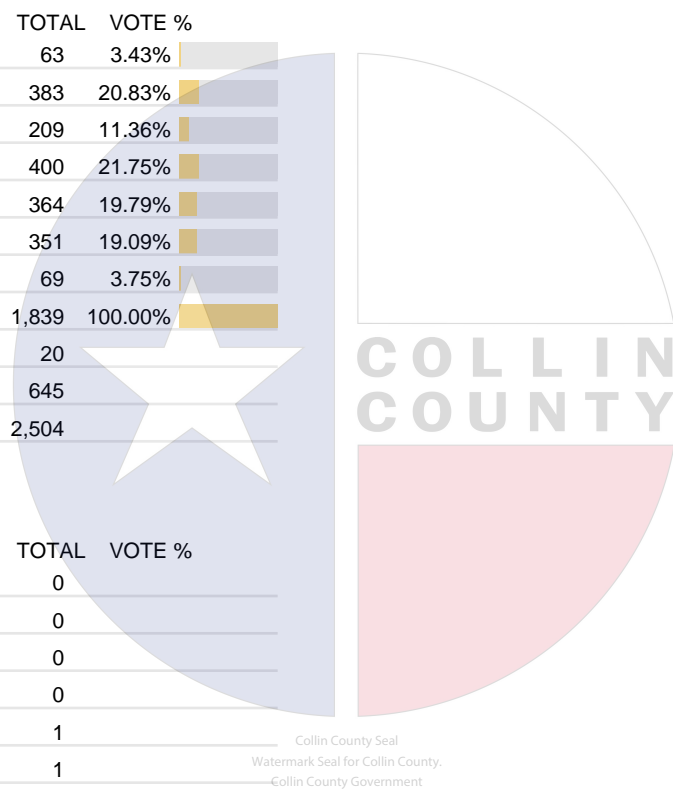
Vote For 1

	TOTAL	VOTE %
For	0	
Against	0	
Total Votes Cast	0	
Overvotes	0	
Undervotes	1	
Contest Totals	1	

**Proposition B – Tickey Creek MUD**

Vote For 1

	TOTAL	VOTE %
For	0	
Against	0	
Total Votes Cast	0	
Overvotes	0	
Undervotes	1	
Contest Totals	1	



**PCT 008**

**Proposition C – Tickey Creek MUD**

Vote For 1

	TOTAL	VOTE %
For	0	
Against	0	
Total Votes Cast	0	
Overvotes	0	
Undervotes	1	
Contest Totals	1	

**Proposition D – Tickey Creek MUD**

Vote For 1

	TOTAL	VOTE %
For	1	100.00%
Against	0	0.00%
Total Votes Cast	1	100.00%
Overvotes	0	
Undervotes	0	
Contest Totals	1	

**Proposition E – Tickey Creek MUD**

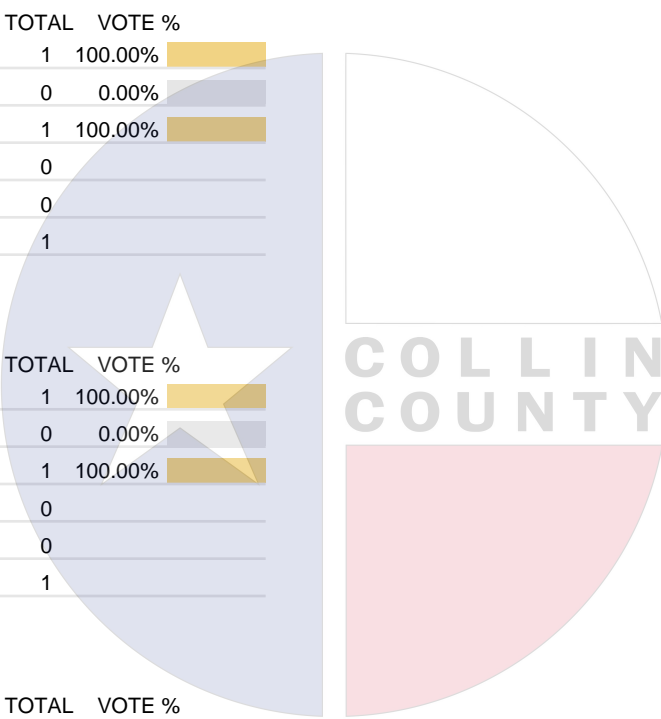
Vote For 1

	TOTAL	VOTE %
For	1	100.00%
Against	0	0.00%
Total Votes Cast	1	100.00%
Overvotes	0	
Undervotes	0	
Contest Totals	1	

**Proposition F – Tickey Creek MUD**

Vote For 1

	TOTAL	VOTE %
For	1	100.00%
Against	0	0.00%
Total Votes Cast	1	100.00%
Overvotes	0	
Undervotes	0	
Contest Totals	1	




Collin County Seal  
 Watermark Seal for Collin County.  
 Collin County Government

### PCT 008

#### Directors – Tickey Creek MUD

Vote For 5

	TOTAL	VOTE %	
Adam Clark	1	20.00%	
Robert Petrin	1	20.00%	
Thomas Stillings	1	20.00%	
Russell Drake	1	20.00%	
David Grimes	1	20.00%	
Total Votes Cast	5	100.00%	
Overvotes	0		
Undervotes	0		
Contest Totals	5		



Collin County Seal  
Watermark Seal for Collin County.  
Collin County Government

**PCT 009**

**Proposition 1 – State of Texas**

Vote For 1

	TOTAL	VOTE %	
For	543	72.50%	
Against	206	27.50%	
Total Votes Cast	749	100.00%	
Overvotes	0		
Undervotes	22		
Contest Totals	771		

**Proposition 2 – State of Texas**

Vote For 1

	TOTAL	VOTE %	
For	522	68.41%	
Against	241	31.59%	
Total Votes Cast	763	100.00%	
Overvotes	0		
Undervotes	8		
Contest Totals	771		

**Proposition 3 – State of Texas**

Vote For 1

	TOTAL	VOTE %	
For	445	58.40%	
Against	317	41.60%	
Total Votes Cast	762	100.00%	
Overvotes	1		
Undervotes	8		
Contest Totals	771		

**Proposition 4 – State of Texas**

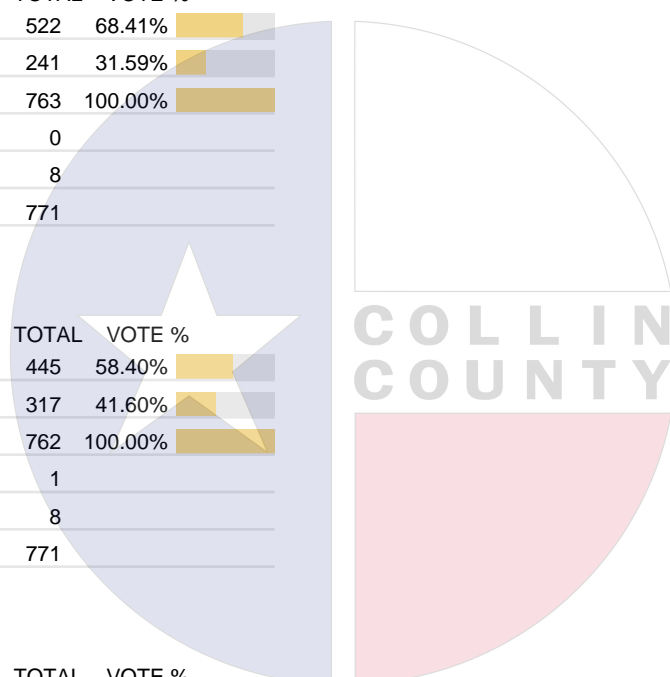
Vote For 1

	TOTAL	VOTE %	
For	564	75.20%	
Against	186	24.80%	
Total Votes Cast	750	100.00%	
Overvotes	0		
Undervotes	21		
Contest Totals	771		

**Proposition 5 – State of Texas**

Vote For 1

	TOTAL	VOTE %	
For	531	71.28%	
Against	214	28.72%	
Total Votes Cast	745	100.00%	
Overvotes	0		
Undervotes	26		
Contest Totals	771		



Collin County Seal  
 Watermark Seal for Collin County.  
 Collin County Government

**PCT 009**

**Proposition 6 – State of Texas**

Vote For 1

	TOTAL	VOTE %	
For	436	58.29%	
Against	312	41.71%	
Total Votes Cast	748	100.00%	
Overvotes	0		
Undervotes	23		
Contest Totals	771		

**Proposition 7 – State of Texas**

Vote For 1

	TOTAL	VOTE %	
For	678	89.33%	
Against	81	10.67%	
Total Votes Cast	759	100.00%	
Overvotes	0		
Undervotes	12		
Contest Totals	771		

**Proposition 8 – State of Texas**

Vote For 1

	TOTAL	VOTE %	
For	568	74.35%	
Against	196	25.65%	
Total Votes Cast	764	100.00%	
Overvotes	0		
Undervotes	7		
Contest Totals	771		

**Proposition 9 – State of Texas**

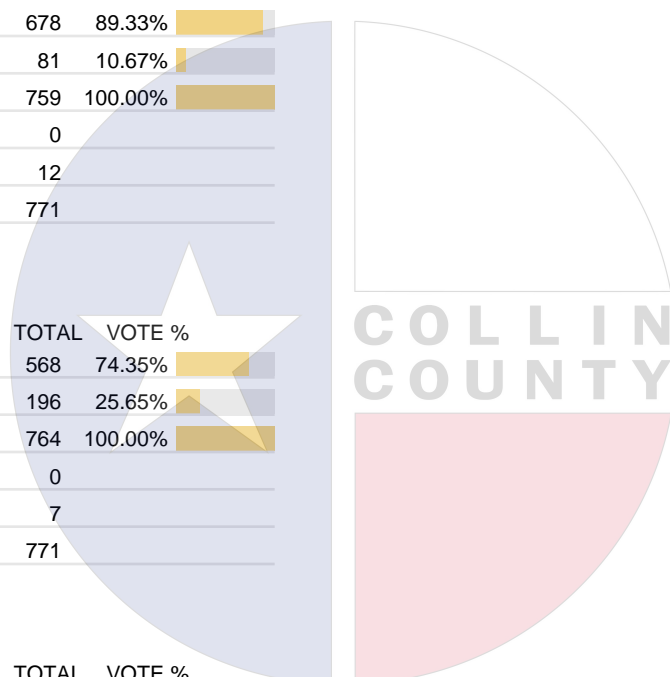
Vote For 1

	TOTAL	VOTE %	
For	530	70.57%	
Against	221	29.43%	
Total Votes Cast	751	100.00%	
Overvotes	1		
Undervotes	19		
Contest Totals	771		

**Proposition 10 – State of Texas**

Vote For 1

	TOTAL	VOTE %	
For	684	89.76%	
Against	78	10.24%	
Total Votes Cast	762	100.00%	
Overvotes	0		
Undervotes	9		
Contest Totals	771		



Collin County Seal  
 Watermark Seal for Collin County.  
 Collin County Government

**PCT 009**

**Proposition 11 – State of Texas**

Vote For 1

	TOTAL	VOTE %	
For	634	83.20%	
Against	128	16.80%	
Total Votes Cast	762	100.00%	
Overvotes	1		
Undervotes	8		
Contest Totals	771		

**Proposition 12 – State of Texas**

Vote For 1

	TOTAL	VOTE %	
For	459	61.53%	
Against	287	38.47%	
Total Votes Cast	746	100.00%	
Overvotes	0		
Undervotes	25		
Contest Totals	771		

**Proposition 13 – State of Texas**

Vote For 1

	TOTAL	VOTE %	
For	651	85.66%	
Against	109	14.34%	
Total Votes Cast	760	100.00%	
Overvotes	1		
Undervotes	10		
Contest Totals	771		

**Proposition 14 – State of Texas**

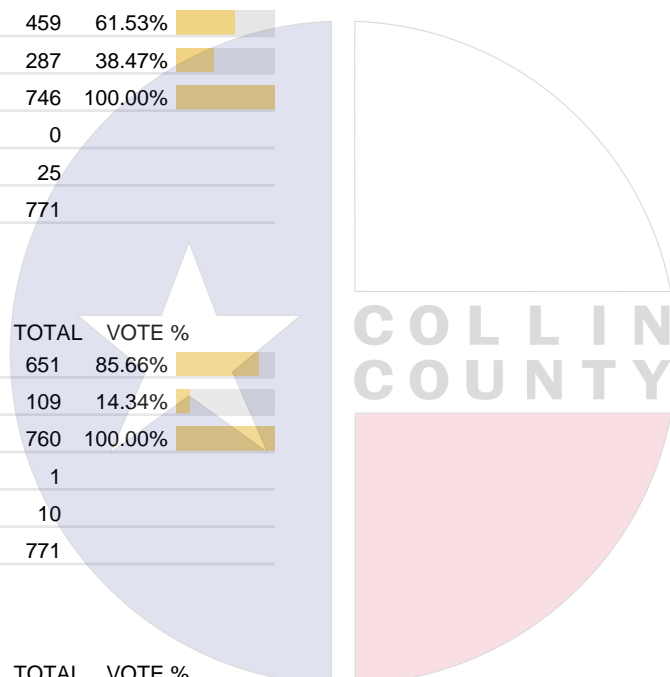
Vote For 1

	TOTAL	VOTE %	
For	548	72.39%	
Against	209	27.61%	
Total Votes Cast	757	100.00%	
Overvotes	0		
Undervotes	14		
Contest Totals	771		

**Proposition 15 – State of Texas**

Vote For 1

	TOTAL	VOTE %	
For	541	71.09%	
Against	220	28.91%	
Total Votes Cast	761	100.00%	
Overvotes	2		
Undervotes	8		
Contest Totals	771		



Collin County Seal  
 Watermark Seal for Collin County.  
 Collin County Government

**PCT 009**

**Proposition 16 – State of Texas**

Vote For 1

	TOTAL	VOTE %	
For	548	71.92%	
Against	214	28.08%	
Total Votes Cast	762	100.00%	
Overvotes	0		
Undervotes	9		
Contest Totals	771		

**Proposition 17 – State of Texas**

Vote For 1

	TOTAL	VOTE %	
For	453	60.08%	
Against	301	39.92%	
Total Votes Cast	754	100.00%	
Overvotes	0		
Undervotes	17		
Contest Totals	771		

**Proposition – Collin County ESD, No. 1**

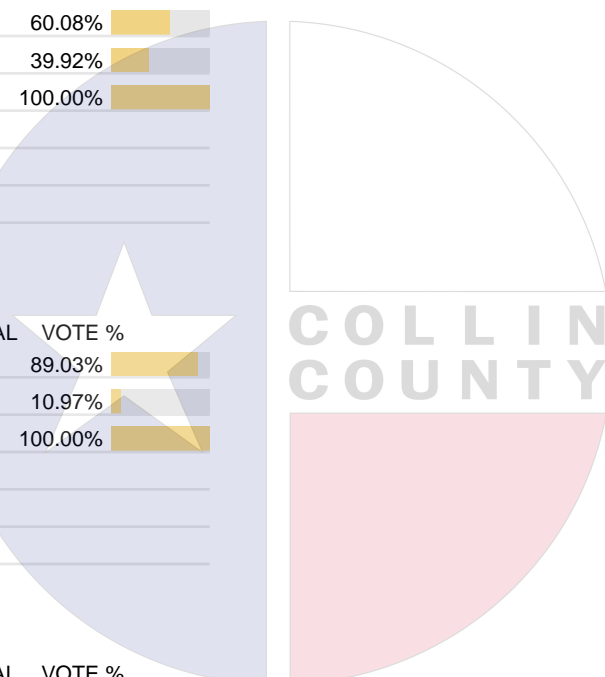
Vote For 1

	TOTAL	VOTE %	
For	211	89.03%	
Against	26	10.97%	
Total Votes Cast	237	100.00%	
Overvotes	0		
Undervotes	2		
Contest Totals	239		

**For School Trustees – Princeton ISD**

Vote For 2

	TOTAL	VOTE %	
Sam Nevarez	26	3.62%	
Sonia Ledezma	201	27.99%	
Charlotte Wilson	67	9.33%	
John Campbell	121	16.85%	
Julia Schmoker	100	13.93%	
Melissa Ait Belaid	180	25.07%	
Kay McLaughlin	23	3.20%	
Total Votes Cast	718	100.00%	
Overvotes	6		
Undervotes	140		
Contest Totals	864		



Collin County Seal  
 Watermark Seal for Collin County.  
 Collin County Government

## PCT 010

### Proposition 1 – State of Texas

Vote For 1

	TOTAL	VOTE %	
For	135	67.16%	
Against	66	32.84%	
Total Votes Cast	201	100.00%	
Overvotes	0		
Undervotes	7		
Contest Totals	208		

### Proposition 2 – State of Texas

Vote For 1

	TOTAL	VOTE %	
For	186	90.29%	
Against	20	9.71%	
Total Votes Cast	206	100.00%	
Overvotes	0		
Undervotes	2		
Contest Totals	208		

### Proposition 3 – State of Texas

Vote For 1

	TOTAL	VOTE %	
For	159	77.94%	
Against	45	22.06%	
Total Votes Cast	204	100.00%	
Overvotes	0		
Undervotes	4		
Contest Totals	208		

### Proposition 4 – State of Texas

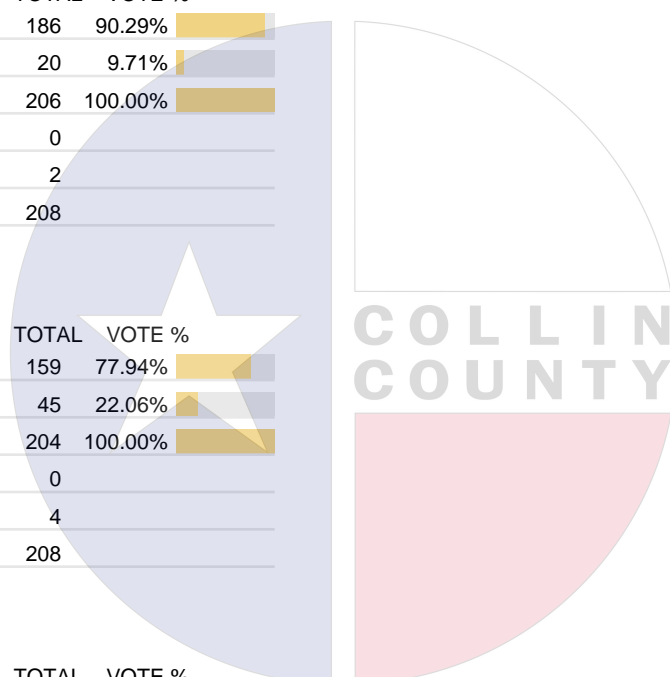
Vote For 1

	TOTAL	VOTE %	
For	151	75.50%	
Against	49	24.50%	
Total Votes Cast	200	100.00%	
Overvotes	0		
Undervotes	8		
Contest Totals	208		

### Proposition 5 – State of Texas

Vote For 1

	TOTAL	VOTE %	
For	186	93.00%	
Against	14	7.00%	
Total Votes Cast	200	100.00%	
Overvotes	0		
Undervotes	8		
Contest Totals	208		



Collin County Seal  
 Watermark Seal for Collin County.  
 Collin County Government

## PCT 010

### Proposition 6 – State of Texas

Vote For 1

	TOTAL	VOTE %	
For	158	79.80%	
Against	40	20.20%	
Total Votes Cast	198	100.00%	
Overvotes	0		
Undervotes	10		
Contest Totals	208		

### Proposition 7 – State of Texas

Vote For 1

	TOTAL	VOTE %	
For	196	96.55%	
Against	7	3.45%	
Total Votes Cast	203	100.00%	
Overvotes	0		
Undervotes	5		
Contest Totals	208		

### Proposition 8 – State of Texas

Vote For 1

	TOTAL	VOTE %	
For	189	91.75%	
Against	17	8.25%	
Total Votes Cast	206	100.00%	
Overvotes	0		
Undervotes	2		
Contest Totals	208		

### Proposition 9 – State of Texas

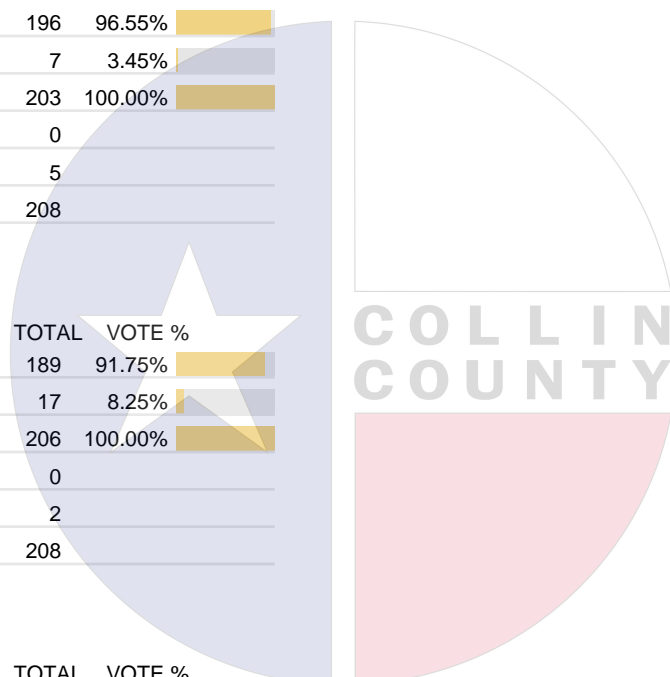
Vote For 1

	TOTAL	VOTE %	
For	172	85.15%	
Against	30	14.85%	
Total Votes Cast	202	100.00%	
Overvotes	0		
Undervotes	6		
Contest Totals	208		

### Proposition 10 – State of Texas

Vote For 1

	TOTAL	VOTE %	
For	200	98.04%	
Against	4	1.96%	
Total Votes Cast	204	100.00%	
Overvotes	0		
Undervotes	4		
Contest Totals	208		



Collin County Seal  
 Watermark Seal for Collin County.  
 Collin County Government

## PCT 010

### Proposition 11 – State of Texas

Vote For 1

	TOTAL	VOTE %	
For	186	90.73%	
Against	19	9.27%	
Total Votes Cast	205	100.00%	
Overvotes	0		
Undervotes	3		
Contest Totals	208		

### Proposition 12 – State of Texas

Vote For 1

	TOTAL	VOTE %	
For	149	76.80%	
Against	45	23.20%	
Total Votes Cast	194	100.00%	
Overvotes	0		
Undervotes	14		
Contest Totals	208		

### Proposition 13 – State of Texas

Vote For 1

	TOTAL	VOTE %	
For	193	94.15%	
Against	12	5.85%	
Total Votes Cast	205	100.00%	
Overvotes	0		
Undervotes	3		
Contest Totals	208		

### Proposition 14 – State of Texas

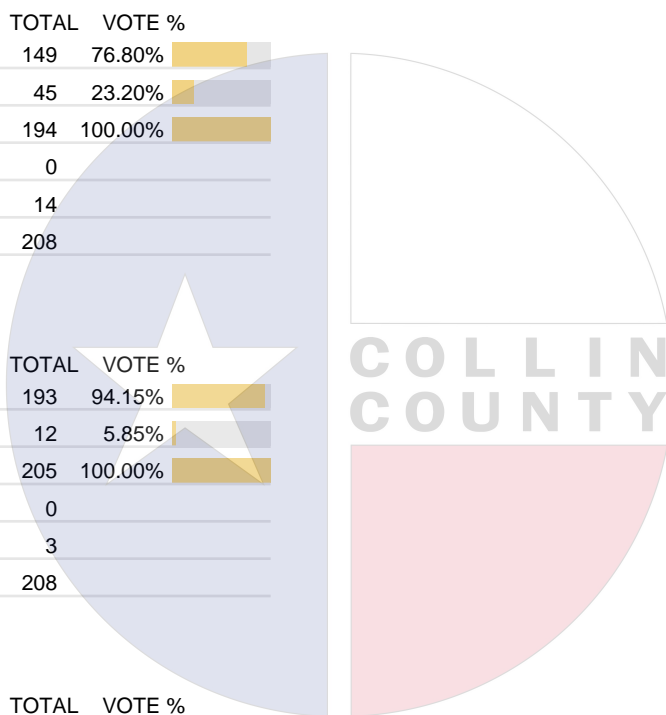
Vote For 1

	TOTAL	VOTE %	
For	124	63.27%	
Against	72	36.73%	
Total Votes Cast	196	100.00%	
Overvotes	1		
Undervotes	11		
Contest Totals	208		

### Proposition 15 – State of Texas

Vote For 1

	TOTAL	VOTE %	
For	188	91.26%	
Against	18	8.74%	
Total Votes Cast	206	100.00%	
Overvotes	0		
Undervotes	2		
Contest Totals	208		



Collin County Seal  
 Watermark Seal for Collin County.  
 Collin County Government

### PCT 010

#### Proposition 16 – State of Texas

Vote For 1

	TOTAL	VOTE %	
For	188	91.71%	
Against	17	8.29%	
Total Votes Cast	205	100.00%	
Overvotes	0		
Undervotes	3		
Contest Totals	208		

#### Proposition 17 – State of Texas

Vote For 1

	TOTAL	VOTE %	
For	169	85.35%	
Against	29	14.65%	
Total Votes Cast	198	100.00%	
Overvotes	0		
Undervotes	10		
Contest Totals	208		

#### Proposition – Collin County ESD, No. 1

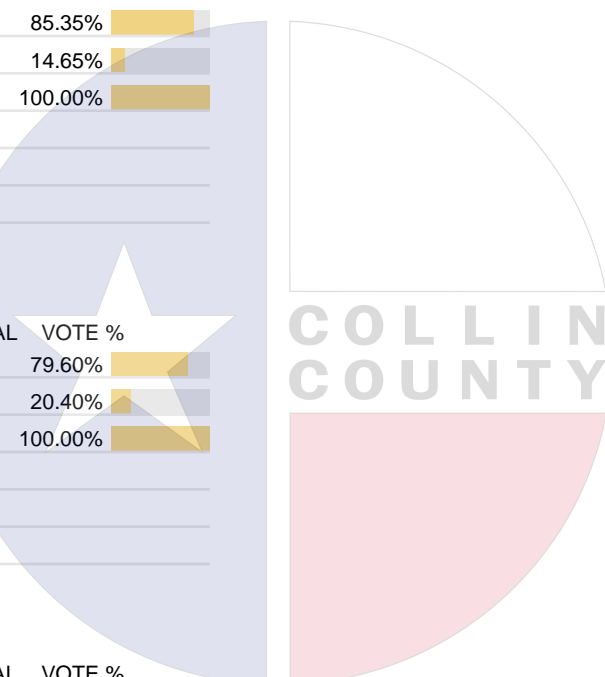
Vote For 1

	TOTAL	VOTE %	
For	160	79.60%	
Against	41	20.40%	
Total Votes Cast	201	100.00%	
Overvotes	0		
Undervotes	7		
Contest Totals	208		

#### For School Trustees – Princeton ISD

Vote For 2

	TOTAL	VOTE %	
Sam Nevarez	5	2.79%	
Sonia Ledezma	31	17.32%	
Charlotte Wilson	26	14.53%	
John Campbell	49	27.37%	
Julia Schmoker	51	28.49%	
Melissa Ait Belaid	13	7.26%	
Kay McLaughlin	4	2.23%	
Total Votes Cast	179	100.00%	
Overvotes	6		
Undervotes	41		
Contest Totals	226		



Collin County Seal  
 Watermark Seal for Collin County,  
 Collin County Government

## PCT 011

### Proposition 1 – State of Texas

Vote For 1

	TOTAL	VOTE %	
For	776	72.19%	
Against	299	27.81%	
Total Votes Cast	1,075	100.00%	
Overvotes	2		
Undervotes	32		
Contest Totals	1,109		

### Proposition 2 – State of Texas

Vote For 1

	TOTAL	VOTE %	
For	916	84.42%	
Against	169	15.58%	
Total Votes Cast	1,085	100.00%	
Overvotes	3		
Undervotes	21		
Contest Totals	1,109		

### Proposition 3 – State of Texas

Vote For 1

	TOTAL	VOTE %	
For	864	80.00%	
Against	216	20.00%	
Total Votes Cast	1,080	100.00%	
Overvotes	0		
Undervotes	29		
Contest Totals	1,109		

### Proposition 4 – State of Texas

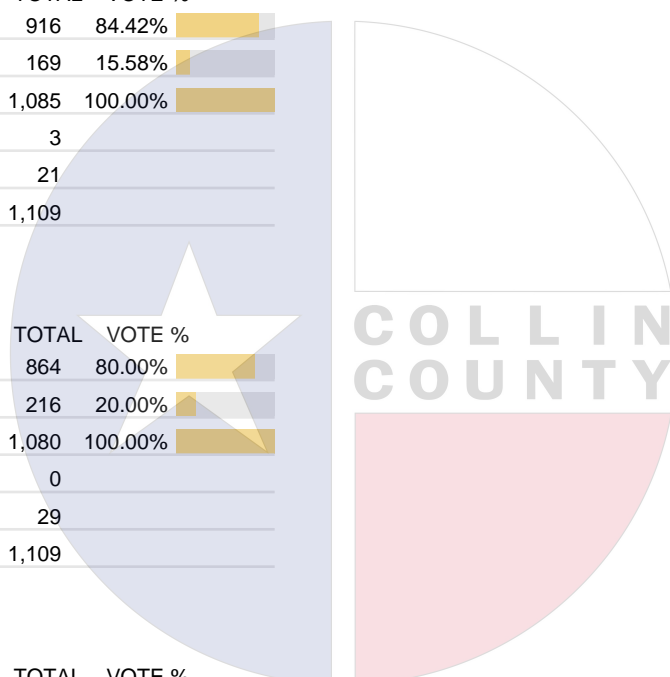
Vote For 1

	TOTAL	VOTE %	
For	807	75.70%	
Against	259	24.30%	
Total Votes Cast	1,066	100.00%	
Overvotes	0		
Undervotes	43		
Contest Totals	1,109		

### Proposition 5 – State of Texas

Vote For 1

	TOTAL	VOTE %	
For	891	84.06%	
Against	169	15.94%	
Total Votes Cast	1,060	100.00%	
Overvotes	1		
Undervotes	48		
Contest Totals	1,109		



## PCT 011

### Proposition 6 – State of Texas

Vote For 1

	TOTAL	VOTE %	
For	767	73.54%	
Against	276	26.46%	
Total Votes Cast	1,043	100.00%	
Overvotes	0		
Undervotes	66		
Contest Totals	1,109		

### Proposition 7 – State of Texas

Vote For 1

	TOTAL	VOTE %	
For	1,005	92.80%	
Against	78	7.20%	
Total Votes Cast	1,083	100.00%	
Overvotes	0		
Undervotes	26		
Contest Totals	1,109		

### Proposition 8 – State of Texas

Vote For 1

	TOTAL	VOTE %	
For	978	89.56%	
Against	114	10.44%	
Total Votes Cast	1,092	100.00%	
Overvotes	0		
Undervotes	17		
Contest Totals	1,109		

### Proposition 9 – State of Texas

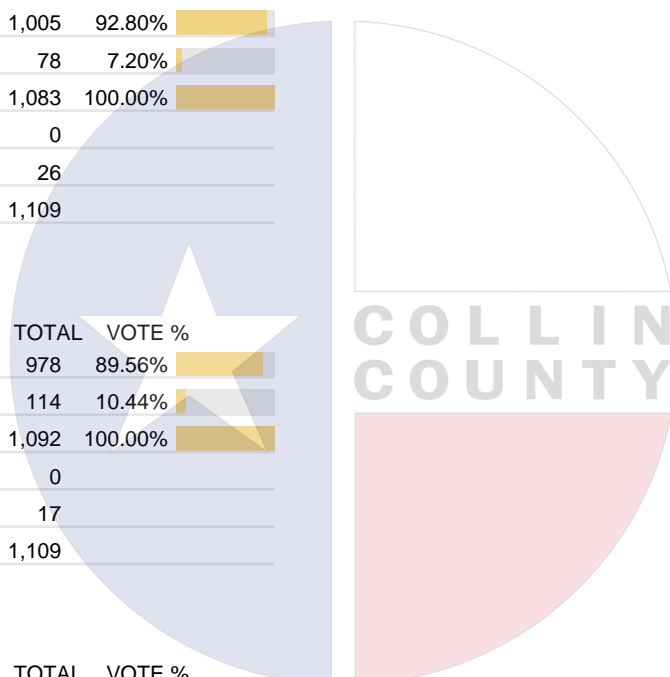
Vote For 1

	TOTAL	VOTE %	
For	883	83.62%	
Against	173	16.38%	
Total Votes Cast	1,056	100.00%	
Overvotes	1		
Undervotes	52		
Contest Totals	1,109		

### Proposition 10 – State of Texas

Vote For 1

	TOTAL	VOTE %	
For	1,025	94.38%	
Against	61	5.62%	
Total Votes Cast	1,086	100.00%	
Overvotes	1		
Undervotes	22		
Contest Totals	1,109		



Collin County Seal  
 Watermark Seal for Collin County.  
 Collin County Government

## PCT 011

### Proposition 11 – State of Texas

Vote For 1

	TOTAL	VOTE %	
For	958	88.05%	
Against	130	11.95%	
Total Votes Cast	1,088	100.00%	
Overvotes	0		
Undervotes	21		
Contest Totals	1,109		

### Proposition 12 – State of Texas

Vote For 1

	TOTAL	VOTE %	
For	849	80.47%	
Against	206	19.53%	
Total Votes Cast	1,055	100.00%	
Overvotes	0		
Undervotes	54		
Contest Totals	1,109		

### Proposition 13 – State of Texas

Vote For 1

	TOTAL	VOTE %	
For	1,011	92.24%	
Against	85	7.76%	
Total Votes Cast	1,096	100.00%	
Overvotes	0		
Undervotes	13		
Contest Totals	1,109		

### Proposition 14 – State of Texas

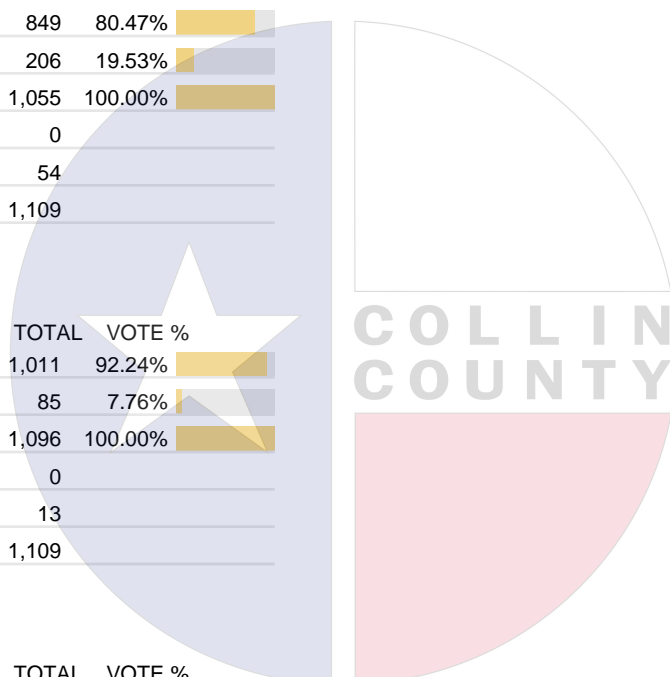
Vote For 1

	TOTAL	VOTE %	
For	752	70.15%	
Against	320	29.85%	
Total Votes Cast	1,072	100.00%	
Overvotes	1		
Undervotes	36		
Contest Totals	1,109		

### Proposition 15 – State of Texas

Vote For 1

	TOTAL	VOTE %	
For	939	85.99%	
Against	153	14.01%	
Total Votes Cast	1,092	100.00%	
Overvotes	0		
Undervotes	17		
Contest Totals	1,109		



Collin County Seal  
 Watermark Seal for Collin County.  
 Collin County Government

## PCT 011

### Proposition 16 – State of Texas

Vote For 1

	TOTAL	VOTE %	
For	973	88.94%	
Against	121	11.06%	
Total Votes Cast	1,094	100.00%	
Overvotes	0		
Undervotes	15		
Contest Totals	1,109		

### Proposition 17 – State of Texas

Vote For 1

	TOTAL	VOTE %	
For	816	77.35%	
Against	239	22.65%	
Total Votes Cast	1,055	100.00%	
Overvotes	0		
Undervotes	54		
Contest Totals	1,109		

### Proposition – Collin County ESD, No. 1

Vote For 1

	TOTAL	VOTE %	
For	697	91.83%	
Against	62	8.17%	
Total Votes Cast	759	100.00%	
Overvotes	0		
Undervotes	3		
Contest Totals	762		

### Proposition A – Bland ISD

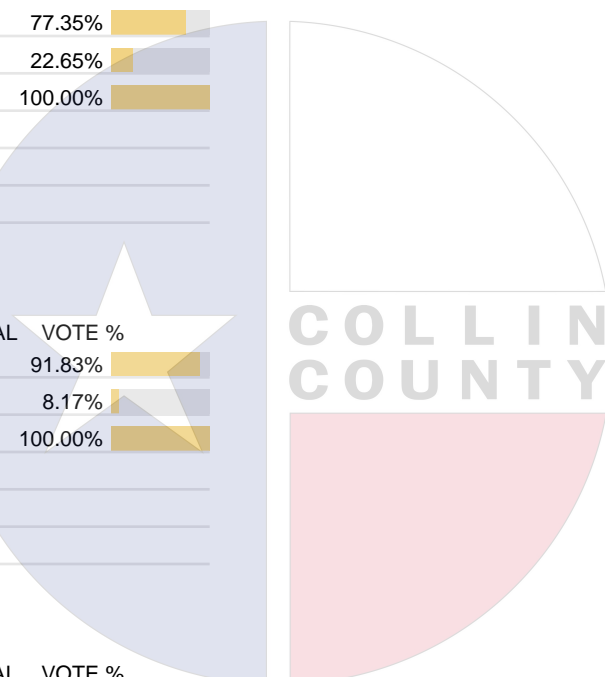
Vote For 1

	TOTAL	VOTE %	
For	16	88.89%	
Against	2	11.11%	
Total Votes Cast	18	100.00%	
Overvotes	0		
Undervotes	0		
Contest Totals	18		

### Proposition B – Bland ISD

Vote For 1

	TOTAL	VOTE %	
For	14	77.78%	
Against	4	22.22%	
Total Votes Cast	18	100.00%	
Overvotes	0		
Undervotes	0		
Contest Totals	18		



Collin County Seal  
 Watermark Seal for Collin County.  
 Collin County Government

## PCT 012

### Proposition 1 – State of Texas

Vote For 1

	TOTAL	VOTE %	
For	240	68.97%	
Against	108	31.03%	
Total Votes Cast	348	100.00%	
Overvotes	0		
Undervotes	8		
Contest Totals	356		

### Proposition 2 – State of Texas

Vote For 1

	TOTAL	VOTE %	
For	257	73.22%	
Against	94	26.78%	
Total Votes Cast	351	100.00%	
Overvotes	1		
Undervotes	4		
Contest Totals	356		

### Proposition 3 – State of Texas

Vote For 1

	TOTAL	VOTE %	
For	213	60.51%	
Against	139	39.49%	
Total Votes Cast	352	100.00%	
Overvotes	0		
Undervotes	4		
Contest Totals	356		

### Proposition 4 – State of Texas

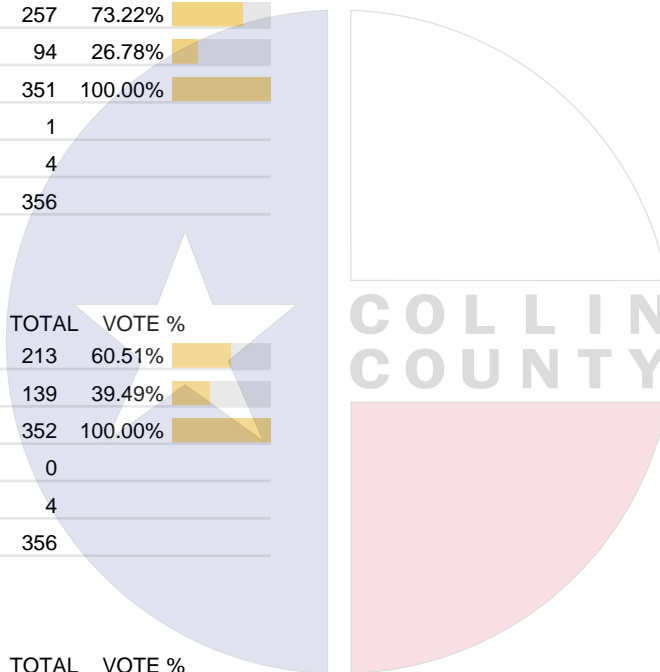
Vote For 1

	TOTAL	VOTE %	
For	254	73.84%	
Against	90	26.16%	
Total Votes Cast	344	100.00%	
Overvotes	0		
Undervotes	12		
Contest Totals	356		

### Proposition 5 – State of Texas

Vote For 1

	TOTAL	VOTE %	
For	244	71.34%	
Against	98	28.66%	
Total Votes Cast	342	100.00%	
Overvotes	0		
Undervotes	14		
Contest Totals	356		



Collin County Seal  
 Watermark Seal for Collin County.  
 Collin County Government

## PCT 012

### Proposition 6 – State of Texas

Vote For 1

	TOTAL	VOTE %	
For	205	59.77%	
Against	138	40.23%	
Total Votes Cast	343	100.00%	
Overvotes	0		
Undervotes	13		
Contest Totals	356		

### Proposition 7 – State of Texas

Vote For 1

	TOTAL	VOTE %	
For	310	88.32%	
Against	41	11.68%	
Total Votes Cast	351	100.00%	
Overvotes	0		
Undervotes	5		
Contest Totals	356		

### Proposition 8 – State of Texas

Vote For 1

	TOTAL	VOTE %	
For	262	74.43%	
Against	90	25.57%	
Total Votes Cast	352	100.00%	
Overvotes	0		
Undervotes	4		
Contest Totals	356		

### Proposition 9 – State of Texas

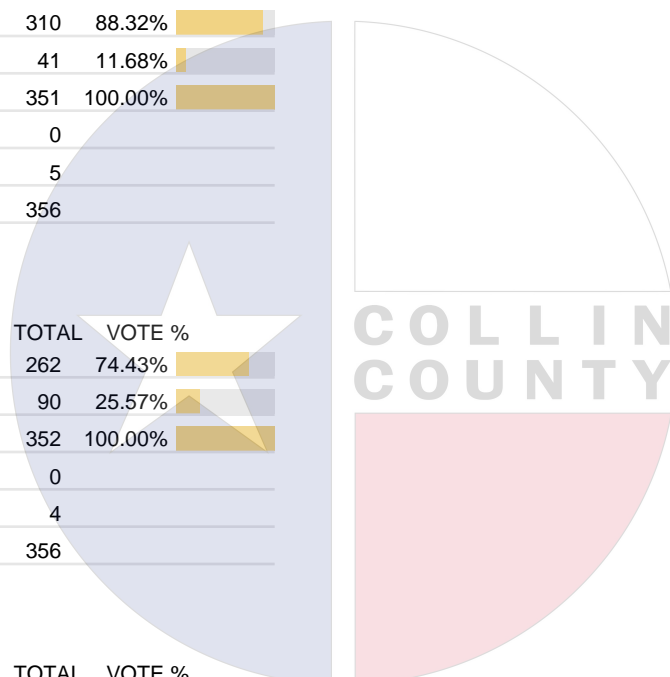
Vote For 1

	TOTAL	VOTE %	
For	255	73.49%	
Against	92	26.51%	
Total Votes Cast	347	100.00%	
Overvotes	1		
Undervotes	8		
Contest Totals	356		

### Proposition 10 – State of Texas

Vote For 1

	TOTAL	VOTE %	
For	321	91.45%	
Against	30	8.55%	
Total Votes Cast	351	100.00%	
Overvotes	0		
Undervotes	5		
Contest Totals	356		



Collin County Seal  
 Watermark Seal for Collin County.  
 Collin County Government

## PCT 012

### Proposition 11 – State of Texas

Vote For 1

	TOTAL	VOTE %	
For	283	80.40%	
Against	69	19.60%	
Total Votes Cast	352	100.00%	
Overvotes	0		
Undervotes	4		
Contest Totals	356		

### Proposition 12 – State of Texas

Vote For 1

	TOTAL	VOTE %	
For	204	58.79%	
Against	143	41.21%	
Total Votes Cast	347	100.00%	
Overvotes	0		
Undervotes	9		
Contest Totals	356		

### Proposition 13 – State of Texas

Vote For 1

	TOTAL	VOTE %	
For	317	90.06%	
Against	35	9.94%	
Total Votes Cast	352	100.00%	
Overvotes	0		
Undervotes	4		
Contest Totals	356		

### Proposition 14 – State of Texas

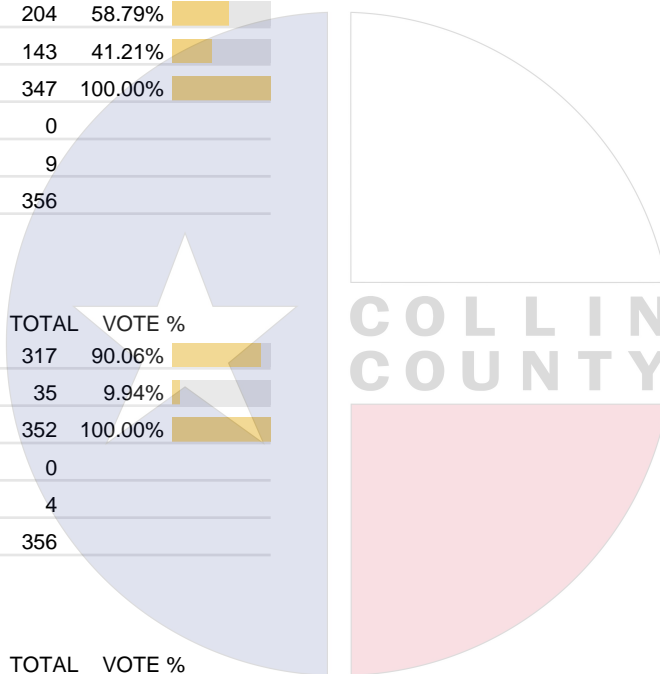
Vote For 1

	TOTAL	VOTE %	
For	229	65.80%	
Against	119	34.20%	
Total Votes Cast	348	100.00%	
Overvotes	0		
Undervotes	8		
Contest Totals	356		

### Proposition 15 – State of Texas

Vote For 1

	TOTAL	VOTE %	
For	245	69.80%	
Against	106	30.20%	
Total Votes Cast	351	100.00%	
Overvotes	0		
Undervotes	5		
Contest Totals	356		



Collin County Seal  
 Watermark Seal for Collin County.  
 Collin County Government

## PCT 012

### Proposition 16 – State of Texas

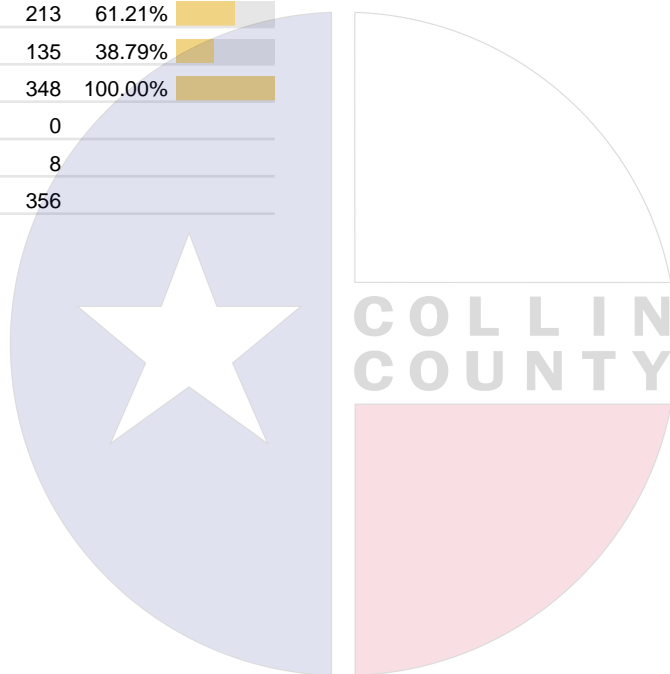
Vote For 1

	TOTAL	VOTE %	
For	258	73.09%	
Against	95	26.91%	
Total Votes Cast	353	100.00%	
Overvotes	0		
Undervotes	3		
Contest Totals	356		

### Proposition 17 – State of Texas

Vote For 1

	TOTAL	VOTE %	
For	213	61.21%	
Against	135	38.79%	
Total Votes Cast	348	100.00%	
Overvotes	0		
Undervotes	8		
Contest Totals	356		



Collin County Seal  
 Watermark Seal for Collin County.  
 Collin County Government

## PCT 013

### Proposition 1 – State of Texas

Vote For 1

	TOTAL	VOTE %	
For	309	64.24%	
Against	172	35.76%	
Total Votes Cast	481	100.00%	
Overvotes	1		
Undervotes	8		
Contest Totals	490		

### Proposition 2 – State of Texas

Vote For 1

	TOTAL	VOTE %	
For	408	83.44%	
Against	81	16.56%	
Total Votes Cast	489	100.00%	
Overvotes	0		
Undervotes	1		
Contest Totals	490		

### Proposition 3 – State of Texas

Vote For 1

	TOTAL	VOTE %	
For	329	67.84%	
Against	156	32.16%	
Total Votes Cast	485	100.00%	
Overvotes	0		
Undervotes	5		
Contest Totals	490		

### Proposition 4 – State of Texas

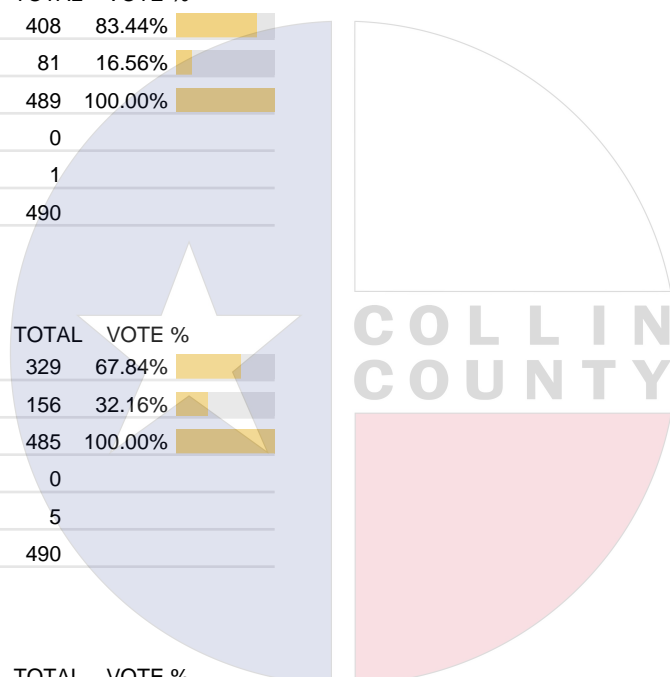
Vote For 1

	TOTAL	VOTE %	
For	336	69.42%	
Against	148	30.58%	
Total Votes Cast	484	100.00%	
Overvotes	1		
Undervotes	5		
Contest Totals	490		

### Proposition 5 – State of Texas

Vote For 1

	TOTAL	VOTE %	
For	372	77.50%	
Against	108	22.50%	
Total Votes Cast	480	100.00%	
Overvotes	0		
Undervotes	10		
Contest Totals	490		



Collin County Seal  
 Watermark Seal for Collin County.  
 Collin County Government

### PCT 013

#### Proposition 6 – State of Texas

Vote For 1

	TOTAL	VOTE %	
For	356	73.86%	
Against	126	26.14%	
Total Votes Cast	482	100.00%	
Overvotes	0		
Undervotes	8		
Contest Totals	490		

#### Proposition 7 – State of Texas

Vote For 1

	TOTAL	VOTE %	
For	436	89.34%	
Against	52	10.66%	
Total Votes Cast	488	100.00%	
Overvotes	0		
Undervotes	2		
Contest Totals	490		

#### Proposition 8 – State of Texas

Vote For 1

	TOTAL	VOTE %	
For	419	85.51%	
Against	71	14.49%	
Total Votes Cast	490	100.00%	
Overvotes	0		
Undervotes	0		
Contest Totals	490		

#### Proposition 9 – State of Texas

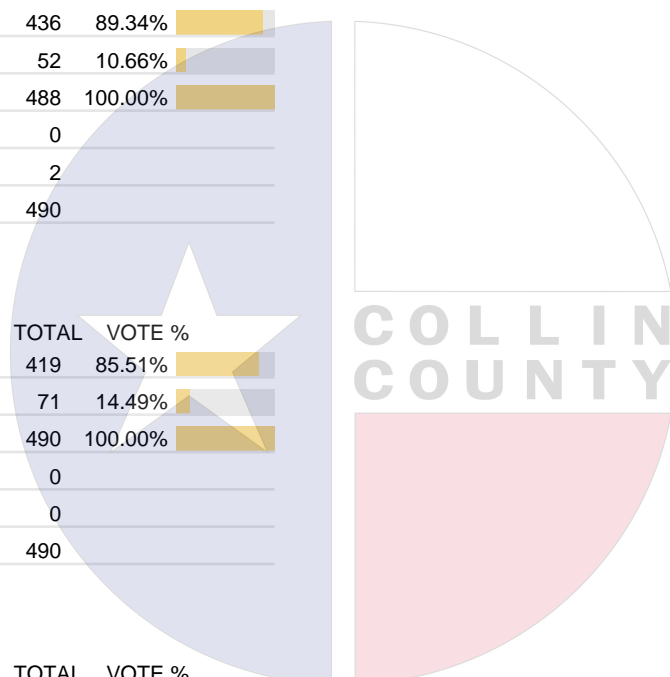
Vote For 1

	TOTAL	VOTE %	
For	402	82.55%	
Against	85	17.45%	
Total Votes Cast	487	100.00%	
Overvotes	0		
Undervotes	3		
Contest Totals	490		

#### Proposition 10 – State of Texas

Vote For 1

	TOTAL	VOTE %	
For	459	94.44%	
Against	27	5.56%	
Total Votes Cast	486	100.00%	
Overvotes	0		
Undervotes	4		
Contest Totals	490		



Collin County Seal  
 Watermark Seal for Collin County.  
 Collin County Government

## PCT 013

### Proposition 11 – State of Texas

Vote For 1

	TOTAL	VOTE %	
For	402	82.21%	
Against	87	17.79%	
Total Votes Cast	489	100.00%	
Overvotes	0		
Undervotes	1		
Contest Totals	490		

### Proposition 12 – State of Texas

Vote For 1

	TOTAL	VOTE %	
For	352	72.73%	
Against	132	27.27%	
Total Votes Cast	484	100.00%	
Overvotes	0		
Undervotes	6		
Contest Totals	490		

### Proposition 13 – State of Texas

Vote For 1

	TOTAL	VOTE %	
For	466	95.30%	
Against	23	4.70%	
Total Votes Cast	489	100.00%	
Overvotes	0		
Undervotes	1		
Contest Totals	490		

### Proposition 14 – State of Texas

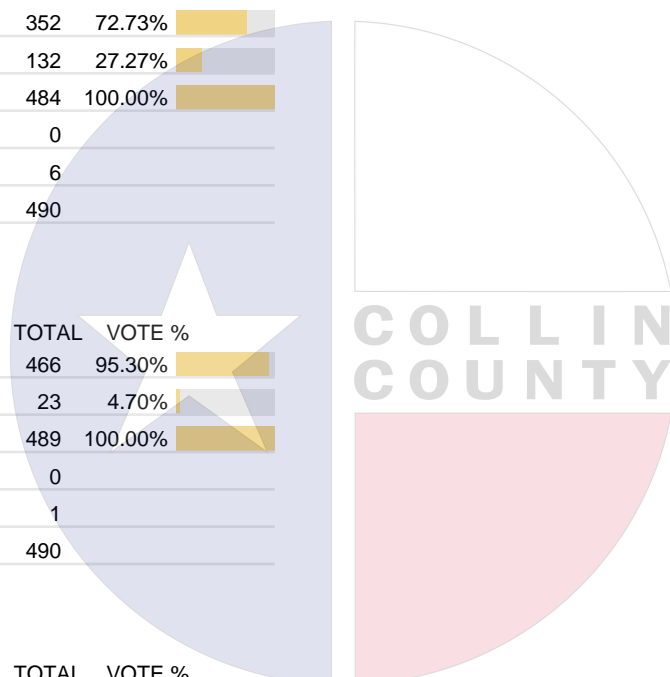
Vote For 1

	TOTAL	VOTE %	
For	282	58.14%	
Against	203	41.86%	
Total Votes Cast	485	100.00%	
Overvotes	0		
Undervotes	5		
Contest Totals	490		

### Proposition 15 – State of Texas

Vote For 1

	TOTAL	VOTE %	
For	393	80.86%	
Against	93	19.14%	
Total Votes Cast	486	100.00%	
Overvotes	0		
Undervotes	4		
Contest Totals	490		



Collin County Seal  
 Watermark Seal for Collin County.  
 Collin County Government

### PCT 013

#### Proposition 16 – State of Texas

Vote For 1

	TOTAL	VOTE %	
For	417	85.28%	
Against	72	14.72%	
Total Votes Cast	489	100.00%	
Overvotes	0		
Undervotes	1		
Contest Totals	490		

#### Proposition 17 – State of Texas

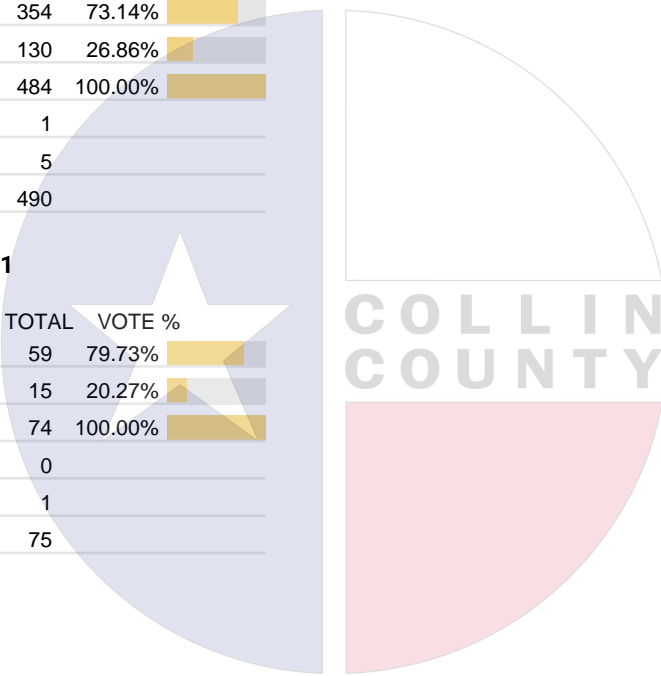
Vote For 1

	TOTAL	VOTE %	
For	354	73.14%	
Against	130	26.86%	
Total Votes Cast	484	100.00%	
Overvotes	1		
Undervotes	5		
Contest Totals	490		

#### Proposition – Collin County ESD, No. 1

Vote For 1

	TOTAL	VOTE %	
For	59	79.73%	
Against	15	20.27%	
Total Votes Cast	74	100.00%	
Overvotes	0		
Undervotes	1		
Contest Totals	75		



Collin County Seal  
 Watermark Seal for Collin County.  
 Collin County Government

## PCT 014

### Proposition 1 – State of Texas

Vote For 1

	TOTAL	VOTE %	
For	257	74.71%	
Against	87	25.29%	
Total Votes Cast	344	100.00%	
Overvotes	0		
Undervotes	4		
Contest Totals	348		

### Proposition 2 – State of Texas

Vote For 1

	TOTAL	VOTE %	
For	177	51.45%	
Against	167	48.55%	
Total Votes Cast	344	100.00%	
Overvotes	1		
Undervotes	3		
Contest Totals	348		

### Proposition 3 – State of Texas

Vote For 1

	TOTAL	VOTE %	
For	178	51.30%	
Against	169	48.70%	
Total Votes Cast	347	100.00%	
Overvotes	0		
Undervotes	1		
Contest Totals	348		

### Proposition 4 – State of Texas

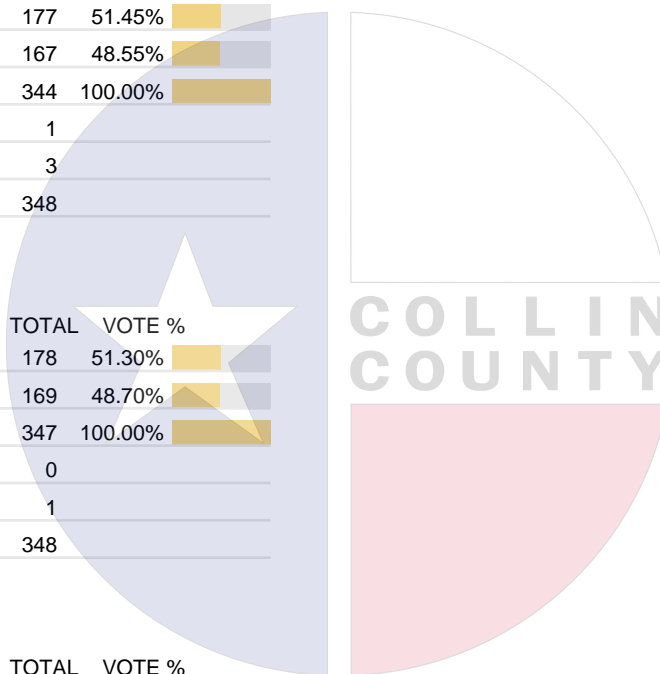
Vote For 1

	TOTAL	VOTE %	
For	263	76.01%	
Against	83	23.99%	
Total Votes Cast	346	100.00%	
Overvotes	0		
Undervotes	2		
Contest Totals	348		

### Proposition 5 – State of Texas

Vote For 1

	TOTAL	VOTE %	
For	205	59.94%	
Against	137	40.06%	
Total Votes Cast	342	100.00%	
Overvotes	0		
Undervotes	6		
Contest Totals	348		



Collin County Seal  
 Watermark Seal for Collin County.  
 Collin County Government

## PCT 014

### Proposition 6 – State of Texas

Vote For 1

	TOTAL	VOTE %	
For	148	43.79%	
Against	190	56.21%	
Total Votes Cast	338	100.00%	
Overvotes	0		
Undervotes	10		
Contest Totals	348		

### Proposition 7 – State of Texas

Vote For 1

	TOTAL	VOTE %	
For	298	86.38%	
Against	47	13.62%	
Total Votes Cast	345	100.00%	
Overvotes	0		
Undervotes	3		
Contest Totals	348		

### Proposition 8 – State of Texas

Vote For 1

	TOTAL	VOTE %	
For	209	60.40%	
Against	137	39.60%	
Total Votes Cast	346	100.00%	
Overvotes	0		
Undervotes	2		
Contest Totals	348		

### Proposition 9 – State of Texas

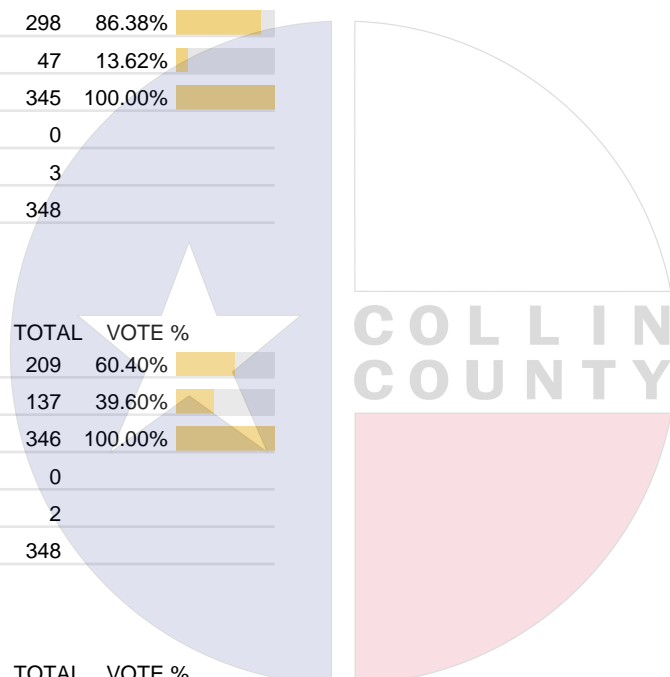
Vote For 1

	TOTAL	VOTE %	
For	217	62.72%	
Against	129	37.28%	
Total Votes Cast	346	100.00%	
Overvotes	0		
Undervotes	2		
Contest Totals	348		

### Proposition 10 – State of Texas

Vote For 1

	TOTAL	VOTE %	
For	304	87.86%	
Against	42	12.14%	
Total Votes Cast	346	100.00%	
Overvotes	0		
Undervotes	2		
Contest Totals	348		



Collin County Seal  
 Watermark Seal for Collin County.  
 Collin County Government

## PCT 014

### Proposition 11 – State of Texas

Vote For 1

	TOTAL	VOTE %	
For	280	80.69%	
Against	67	19.31%	
Total Votes Cast	347	100.00%	
Overvotes	0		
Undervotes	1		
Contest Totals	348		

### Proposition 12 – State of Texas

Vote For 1

	TOTAL	VOTE %	
For	169	49.85%	
Against	170	50.15%	
Total Votes Cast	339	100.00%	
Overvotes	0		
Undervotes	9		
Contest Totals	348		

### Proposition 13 – State of Texas

Vote For 1

	TOTAL	VOTE %	
For	276	79.54%	
Against	71	20.46%	
Total Votes Cast	347	100.00%	
Overvotes	0		
Undervotes	1		
Contest Totals	348		

### Proposition 14 – State of Texas

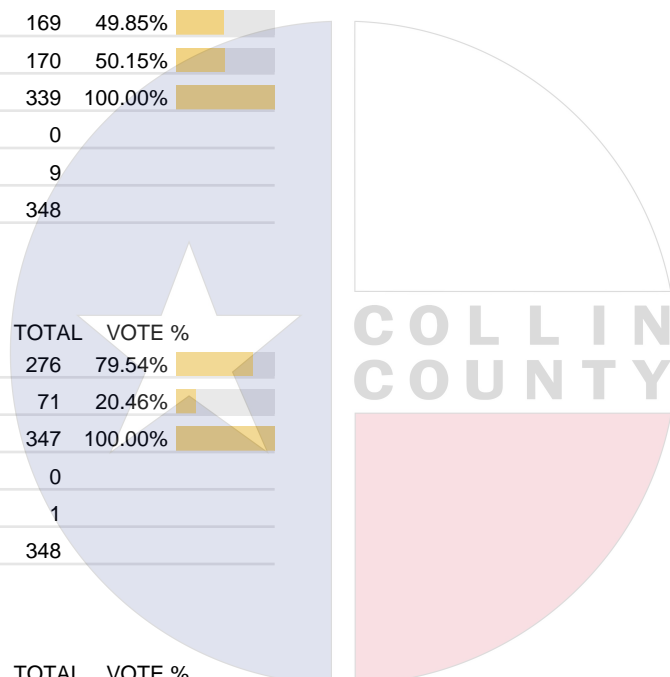
Vote For 1

	TOTAL	VOTE %	
For	258	74.57%	
Against	88	25.43%	
Total Votes Cast	346	100.00%	
Overvotes	0		
Undervotes	2		
Contest Totals	348		

### Proposition 15 – State of Texas

Vote For 1

	TOTAL	VOTE %	
For	207	60.70%	
Against	134	39.30%	
Total Votes Cast	341	100.00%	
Overvotes	1		
Undervotes	6		
Contest Totals	348		



Collin County Seal  
 Watermark Seal for Collin County.  
 Collin County Government

## PCT 014

### Proposition 16 – State of Texas

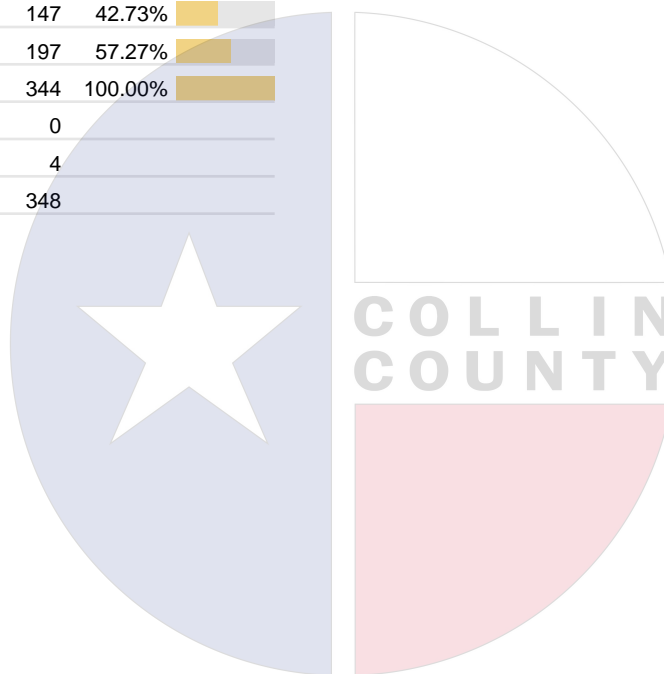
Vote For 1

	TOTAL	VOTE %	
For	199	58.02%	
Against	144	41.98%	
Total Votes Cast	343	100.00%	
Overvotes	1		
Undervotes	4		
Contest Totals	348		

### Proposition 17 – State of Texas

Vote For 1

	TOTAL	VOTE %	
For	147	42.73%	
Against	197	57.27%	
Total Votes Cast	344	100.00%	
Overvotes	0		
Undervotes	4		
Contest Totals	348		



Collin County Seal  
 Watermark Seal for Collin County.  
 Collin County Government

## PCT 015

### Proposition 1 – State of Texas

Vote For 1

	TOTAL	VOTE %	
For	147	72.41%	
Against	56	27.59%	
Total Votes Cast	203	100.00%	
Overvotes	0		
Undervotes	1		
Contest Totals	204		

### Proposition 2 – State of Texas

Vote For 1

	TOTAL	VOTE %	
For	97	47.78%	
Against	106	52.22%	
Total Votes Cast	203	100.00%	
Overvotes	0		
Undervotes	1		
Contest Totals	204		

### Proposition 3 – State of Texas

Vote For 1

	TOTAL	VOTE %	
For	88	43.35%	
Against	115	56.65%	
Total Votes Cast	203	100.00%	
Overvotes	0		
Undervotes	1		
Contest Totals	204		

### Proposition 4 – State of Texas

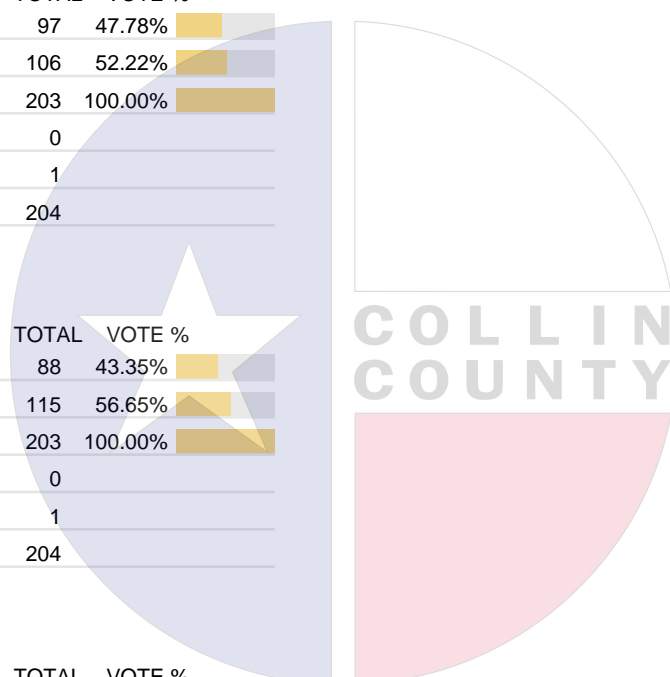
Vote For 1

	TOTAL	VOTE %	
For	143	70.79%	
Against	59	29.21%	
Total Votes Cast	202	100.00%	
Overvotes	0		
Undervotes	2		
Contest Totals	204		

### Proposition 5 – State of Texas

Vote For 1

	TOTAL	VOTE %	
For	126	62.38%	
Against	76	37.62%	
Total Votes Cast	202	100.00%	
Overvotes	0		
Undervotes	2		
Contest Totals	204		



Collin County Seal  
 Watermark Seal for Collin County.  
 Collin County Government

## PCT 015

### Proposition 6 – State of Texas

Vote For 1

	TOTAL	VOTE %	
For	73	36.68%	
Against	126	63.32%	
Total Votes Cast	199	100.00%	
Overvotes	0		
Undervotes	5		
Contest Totals	204		

### Proposition 7 – State of Texas

Vote For 1

	TOTAL	VOTE %	
For	170	83.74%	
Against	33	16.26%	
Total Votes Cast	203	100.00%	
Overvotes	0		
Undervotes	1		
Contest Totals	204		

### Proposition 8 – State of Texas

Vote For 1

	TOTAL	VOTE %	
For	112	54.90%	
Against	92	45.10%	
Total Votes Cast	204	100.00%	
Overvotes	0		
Undervotes	0		
Contest Totals	204		

### Proposition 9 – State of Texas

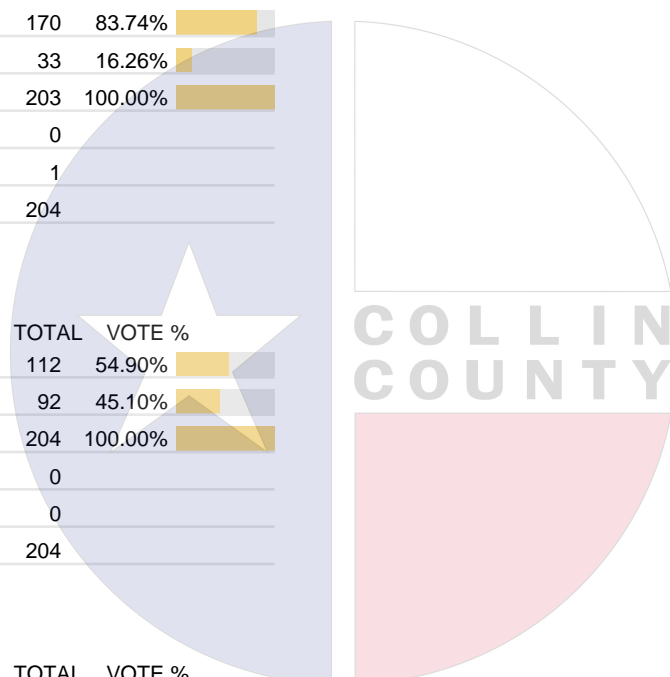
Vote For 1

	TOTAL	VOTE %	
For	119	58.91%	
Against	83	41.09%	
Total Votes Cast	202	100.00%	
Overvotes	0		
Undervotes	2		
Contest Totals	204		

### Proposition 10 – State of Texas

Vote For 1

	TOTAL	VOTE %	
For	174	85.71%	
Against	29	14.29%	
Total Votes Cast	203	100.00%	
Overvotes	0		
Undervotes	1		
Contest Totals	204		



Collin County Seal  
 Watermark Seal for Collin County.  
 Collin County Government

## PCT 015

### Proposition 11 – State of Texas

Vote For 1

	TOTAL	VOTE %	
For	155	76.35%	
Against	48	23.65%	
Total Votes Cast	203	100.00%	
Overvotes	0		
Undervotes	1		
Contest Totals	204		

### Proposition 12 – State of Texas

Vote For 1

	TOTAL	VOTE %	
For	94	46.77%	
Against	107	53.23%	
Total Votes Cast	201	100.00%	
Overvotes	0		
Undervotes	3		
Contest Totals	204		

### Proposition 13 – State of Texas

Vote For 1

	TOTAL	VOTE %	
For	155	76.73%	
Against	47	23.27%	
Total Votes Cast	202	100.00%	
Overvotes	0		
Undervotes	2		
Contest Totals	204		

### Proposition 14 – State of Texas

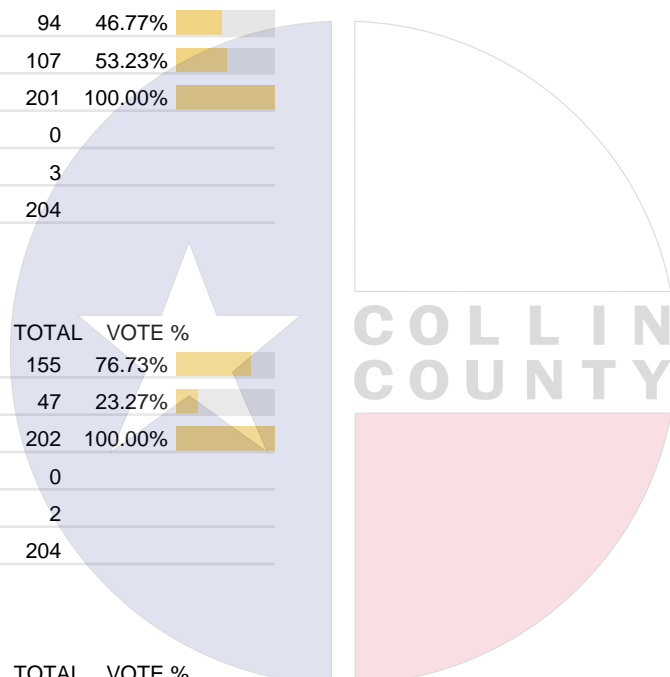
Vote For 1

	TOTAL	VOTE %	
For	134	66.34%	
Against	68	33.66%	
Total Votes Cast	202	100.00%	
Overvotes	0		
Undervotes	2		
Contest Totals	204		

### Proposition 15 – State of Texas

Vote For 1

	TOTAL	VOTE %	
For	100	49.02%	
Against	104	50.98%	
Total Votes Cast	204	100.00%	
Overvotes	0		
Undervotes	0		
Contest Totals	204		



Collin County Seal  
 Watermark Seal for Collin County.  
 Collin County Government

## PCT 015

### Proposition 16 – State of Texas

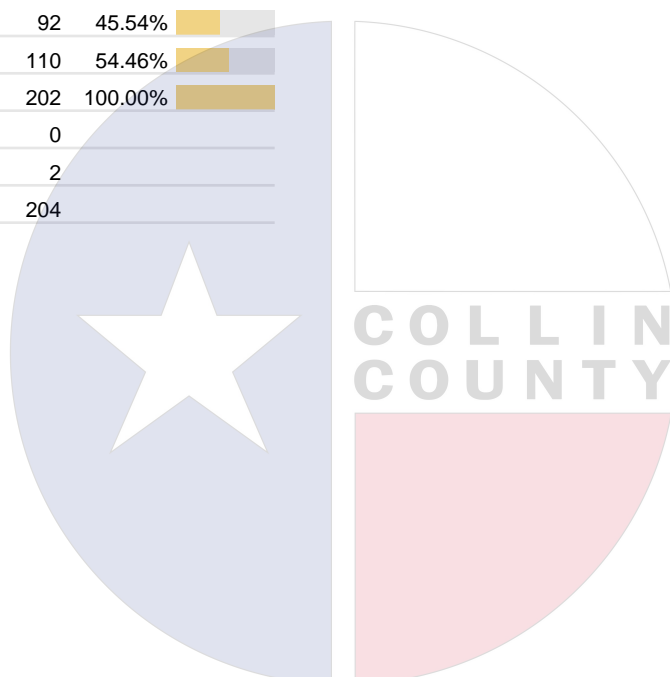
Vote For 1

	TOTAL	VOTE %	
For	107	52.71%	
Against	96	47.29%	
Total Votes Cast	203	100.00%	
Overvotes	0		
Undervotes	1		
Contest Totals	204		

### Proposition 17 – State of Texas

Vote For 1

	TOTAL	VOTE %	
For	92	45.54%	
Against	110	54.46%	
Total Votes Cast	202	100.00%	
Overvotes	0		
Undervotes	2		
Contest Totals	204		



Collin County Seal  
 Watermark Seal for Collin County.  
 Collin County Government

## PCT 016

### Proposition 1 – State of Texas

Vote For 1

	TOTAL	VOTE %	
For	581	71.29%	
Against	234	28.71%	
Total Votes Cast	815	100.00%	
Overvotes	2		
Undervotes	6		
Contest Totals	823		

### Proposition 2 – State of Texas

Vote For 1

	TOTAL	VOTE %	
For	568	69.69%	
Against	247	30.31%	
Total Votes Cast	815	100.00%	
Overvotes	1		
Undervotes	7		
Contest Totals	823		

### Proposition 3 – State of Texas

Vote For 1

	TOTAL	VOTE %	
For	486	59.78%	
Against	327	40.22%	
Total Votes Cast	813	100.00%	
Overvotes	0		
Undervotes	10		
Contest Totals	823		

### Proposition 4 – State of Texas

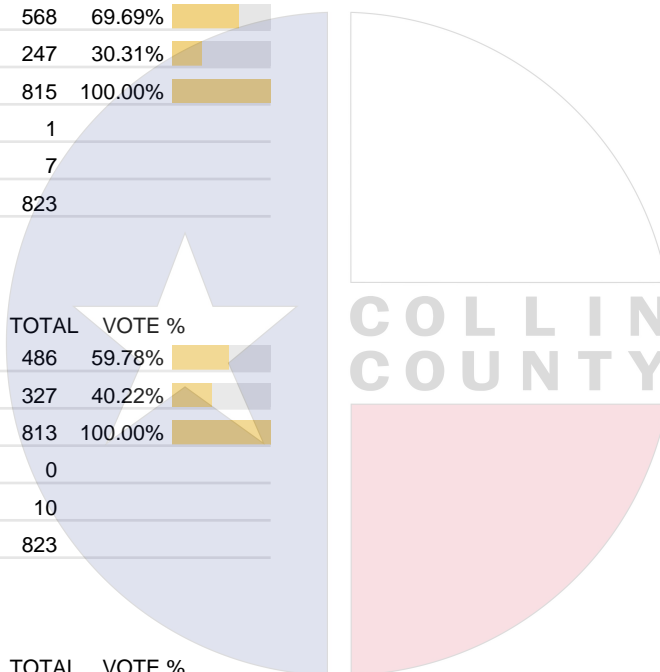
Vote For 1

	TOTAL	VOTE %	
For	582	71.67%	
Against	230	28.33%	
Total Votes Cast	812	100.00%	
Overvotes	1		
Undervotes	10		
Contest Totals	823		

### Proposition 5 – State of Texas

Vote For 1

	TOTAL	VOTE %	
For	577	71.68%	
Against	228	28.32%	
Total Votes Cast	805	100.00%	
Overvotes	0		
Undervotes	18		
Contest Totals	823		



Collin County Seal  
 Watermark Seal for Collin County.  
 Collin County Government

## PCT 016

### Proposition 6 – State of Texas

Vote For 1

	TOTAL	VOTE %	
For	482	60.55%	
Against	314	39.45%	
Total Votes Cast	796	100.00%	
Overvotes	0		
Undervotes	27		
Contest Totals	823		

### Proposition 7 – State of Texas

Vote For 1

	TOTAL	VOTE %	
For	726	88.86%	
Against	91	11.14%	
Total Votes Cast	817	100.00%	
Overvotes	1		
Undervotes	5		
Contest Totals	823		

### Proposition 8 – State of Texas

Vote For 1

	TOTAL	VOTE %	
For	615	75.28%	
Against	202	24.72%	
Total Votes Cast	817	100.00%	
Overvotes	1		
Undervotes	5		
Contest Totals	823		

### Proposition 9 – State of Texas

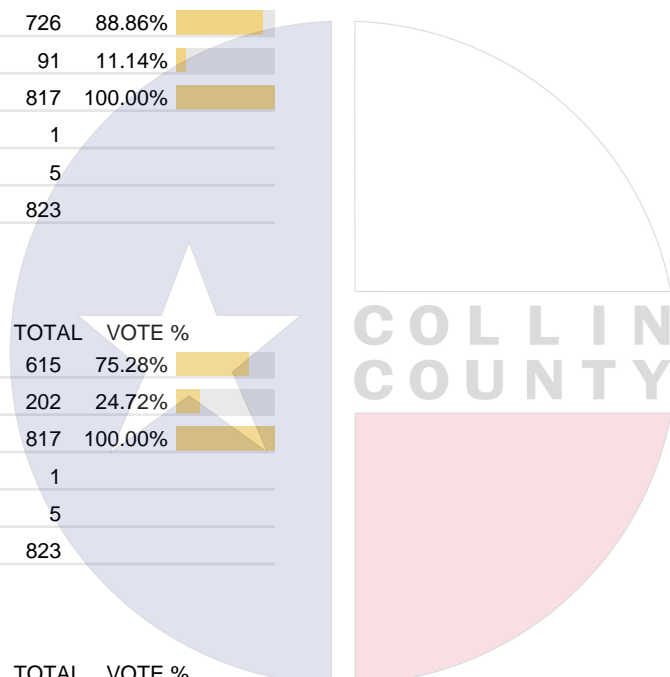
Vote For 1

	TOTAL	VOTE %	
For	582	72.39%	
Against	222	27.61%	
Total Votes Cast	804	100.00%	
Overvotes	3		
Undervotes	16		
Contest Totals	823		

### Proposition 10 – State of Texas

Vote For 1

	TOTAL	VOTE %	
For	752	92.38%	
Against	62	7.62%	
Total Votes Cast	814	100.00%	
Overvotes	0		
Undervotes	9		
Contest Totals	823		



Collin County Seal  
 Watermark Seal for Collin County.  
 Collin County Government

## PCT 016

### Proposition 11 – State of Texas

Vote For 1

	TOTAL	VOTE %	
For	648	79.22%	
Against	170	20.78%	
Total Votes Cast	818	100.00%	
Overvotes	0		
Undervotes	5		
Contest Totals	823		

### Proposition 12 – State of Texas

Vote For 1

	TOTAL	VOTE %	
For	512	63.29%	
Against	297	36.71%	
Total Votes Cast	809	100.00%	
Overvotes	0		
Undervotes	14		
Contest Totals	823		

### Proposition 13 – State of Texas

Vote For 1

	TOTAL	VOTE %	
For	721	87.93%	
Against	99	12.07%	
Total Votes Cast	820	100.00%	
Overvotes	0		
Undervotes	3		
Contest Totals	823		

### Proposition 14 – State of Texas

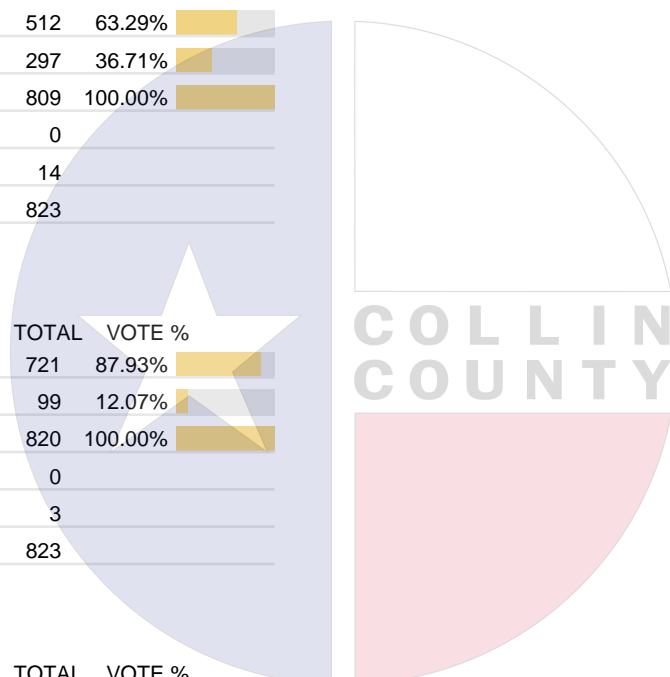
Vote For 1

	TOTAL	VOTE %	
For	531	65.23%	
Against	283	34.77%	
Total Votes Cast	814	100.00%	
Overvotes	0		
Undervotes	9		
Contest Totals	823		

### Proposition 15 – State of Texas

Vote For 1

	TOTAL	VOTE %	
For	591	72.25%	
Against	227	27.75%	
Total Votes Cast	818	100.00%	
Overvotes	0		
Undervotes	5		
Contest Totals	823		



Collin County Seal  
 Watermark Seal for Collin County.  
 Collin County Government

**PCT 016**

**Proposition 16 – State of Texas**

Vote For 1

	TOTAL	VOTE %	
For	598	73.02%	
Against	221	26.98%	
Total Votes Cast	819	100.00%	
Overvotes	0		
Undervotes	4		
Contest Totals	823		

**Proposition 17 – State of Texas**

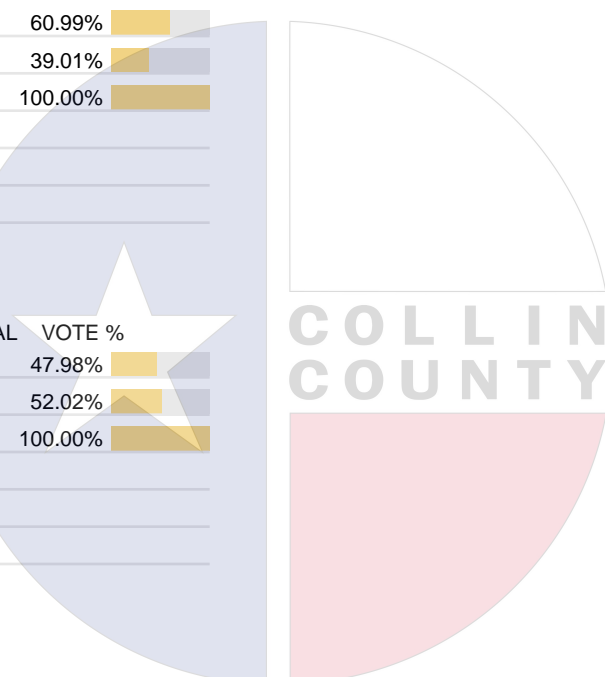
Vote For 1

	TOTAL	VOTE %	
For	491	60.99%	
Against	314	39.01%	
Total Votes Cast	805	100.00%	
Overvotes	0		
Undervotes	18		
Contest Totals	823		

**Proposition – Collin County ESD, No. 1**

Vote For 1

	TOTAL	VOTE %	
For	154	47.98%	
Against	167	52.02%	
Total Votes Cast	321	100.00%	
Overvotes	0		
Undervotes	3		
Contest Totals	324		



Collin County Seal  
 Watermark Seal for Collin County.  
 Collin County Government

## PCT 017

### Proposition 1 – State of Texas

Vote For 1

	TOTAL	VOTE %	
For	515	68.67%	
Against	235	31.33%	
Total Votes Cast	750	100.00%	
Overvotes	0		
Undervotes	3		
Contest Totals	753		

### Proposition 2 – State of Texas

Vote For 1

	TOTAL	VOTE %	
For	510	68.09%	
Against	239	31.91%	
Total Votes Cast	749	100.00%	
Overvotes	2		
Undervotes	2		
Contest Totals	753		

### Proposition 3 – State of Texas

Vote For 1

	TOTAL	VOTE %	
For	443	58.99%	
Against	308	41.01%	
Total Votes Cast	751	100.00%	
Overvotes	0		
Undervotes	2		
Contest Totals	753		

### Proposition 4 – State of Texas

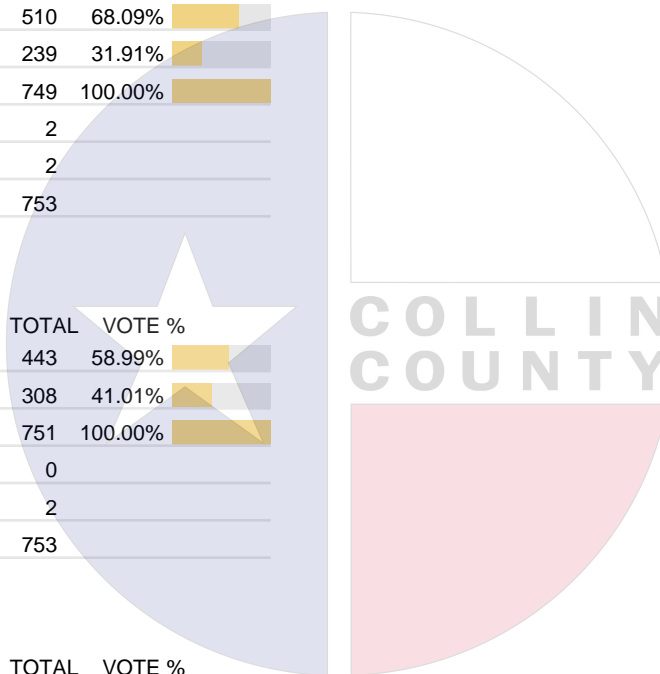
Vote For 1

	TOTAL	VOTE %	
For	544	72.53%	
Against	206	27.47%	
Total Votes Cast	750	100.00%	
Overvotes	0		
Undervotes	3		
Contest Totals	753		

### Proposition 5 – State of Texas

Vote For 1

	TOTAL	VOTE %	
For	519	69.48%	
Against	228	30.52%	
Total Votes Cast	747	100.00%	
Overvotes	0		
Undervotes	6		
Contest Totals	753		



Collin County Seal  
 Watermark Seal for Collin County.  
 Collin County Government

## PCT 017

### Proposition 6 – State of Texas

Vote For 1

	TOTAL	VOTE %	
For	407	54.70%	
Against	337	45.30%	
Total Votes Cast	744	100.00%	
Overvotes	0		
Undervotes	9		
Contest Totals	753		

### Proposition 7 – State of Texas

Vote For 1

	TOTAL	VOTE %	
For	662	88.62%	
Against	85	11.38%	
Total Votes Cast	747	100.00%	
Overvotes	1		
Undervotes	5		
Contest Totals	753		

### Proposition 8 – State of Texas

Vote For 1

	TOTAL	VOTE %	
For	572	76.17%	
Against	179	23.83%	
Total Votes Cast	751	100.00%	
Overvotes	0		
Undervotes	2		
Contest Totals	753		

### Proposition 9 – State of Texas

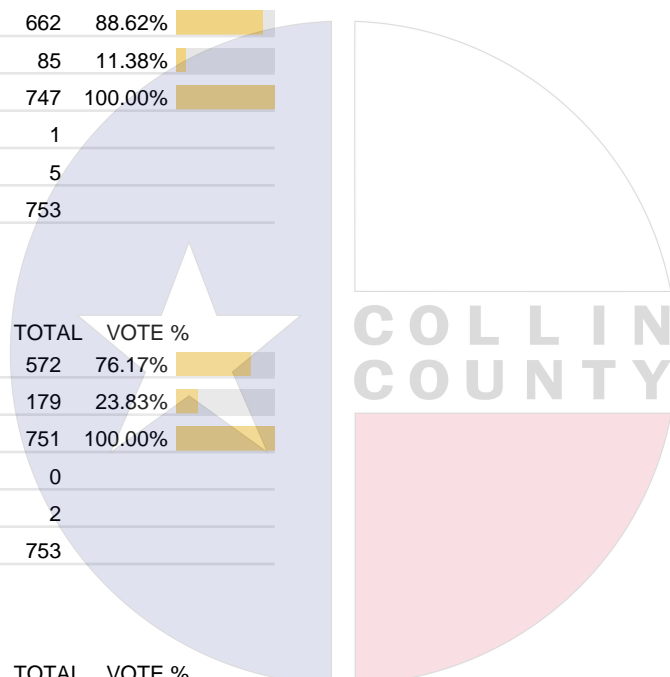
Vote For 1

	TOTAL	VOTE %	
For	542	72.17%	
Against	209	27.83%	
Total Votes Cast	751	100.00%	
Overvotes	0		
Undervotes	2		
Contest Totals	753		

### Proposition 10 – State of Texas

Vote For 1

	TOTAL	VOTE %	
For	688	91.61%	
Against	63	8.39%	
Total Votes Cast	751	100.00%	
Overvotes	0		
Undervotes	2		
Contest Totals	753		



Collin County Seal  
 Watermark Seal for Collin County.  
 Collin County Government

## PCT 017

### Proposition 11 – State of Texas

Vote For 1

	TOTAL	VOTE %	
For	604	80.86%	
Against	143	19.14%	
Total Votes Cast	747	100.00%	
Overvotes	3		
Undervotes	3		
Contest Totals	753		

### Proposition 12 – State of Texas

Vote For 1

	TOTAL	VOTE %	
For	472	63.61%	
Against	270	36.39%	
Total Votes Cast	742	100.00%	
Overvotes	1		
Undervotes	10		
Contest Totals	753		

### Proposition 13 – State of Texas

Vote For 1

	TOTAL	VOTE %	
For	648	86.40%	
Against	102	13.60%	
Total Votes Cast	750	100.00%	
Overvotes	1		
Undervotes	2		
Contest Totals	753		

### Proposition 14 – State of Texas

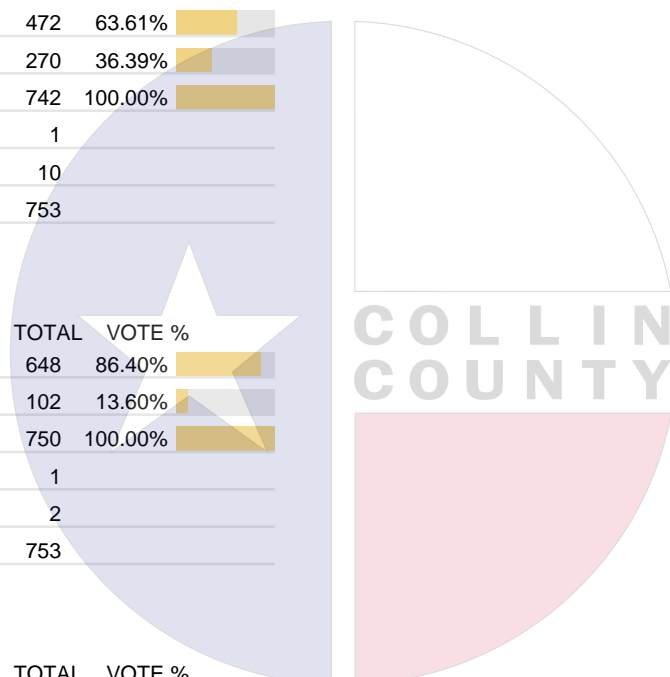
Vote For 1

	TOTAL	VOTE %	
For	492	65.69%	
Against	257	34.31%	
Total Votes Cast	749	100.00%	
Overvotes	0		
Undervotes	4		
Contest Totals	753		

### Proposition 15 – State of Texas

Vote For 1

	TOTAL	VOTE %	
For	519	69.29%	
Against	230	30.71%	
Total Votes Cast	749	100.00%	
Overvotes	0		
Undervotes	4		
Contest Totals	753		



Collin County Seal  
 Watermark Seal for Collin County.  
 Collin County Government

## PCT 017

### Proposition 16 – State of Texas

Vote For 1

	TOTAL	VOTE %	
For	546	72.99%	
Against	202	27.01%	
Total Votes Cast	748	100.00%	
Overvotes	0		
Undervotes	5		
Contest Totals	753		

### Proposition 17 – State of Texas

Vote For 1

	TOTAL	VOTE %	
For	442	59.49%	
Against	301	40.51%	
Total Votes Cast	743	100.00%	
Overvotes	0		
Undervotes	10		
Contest Totals	753		

### Proposition – Collin County ESD, No. 1

Vote For 1

	TOTAL	VOTE %	
For	1	100.00%	
Against	0	0.00%	
Total Votes Cast	1	100.00%	
Overvotes	0		
Undervotes	2		
Contest Totals	3		

### Proposition A – City of Anna

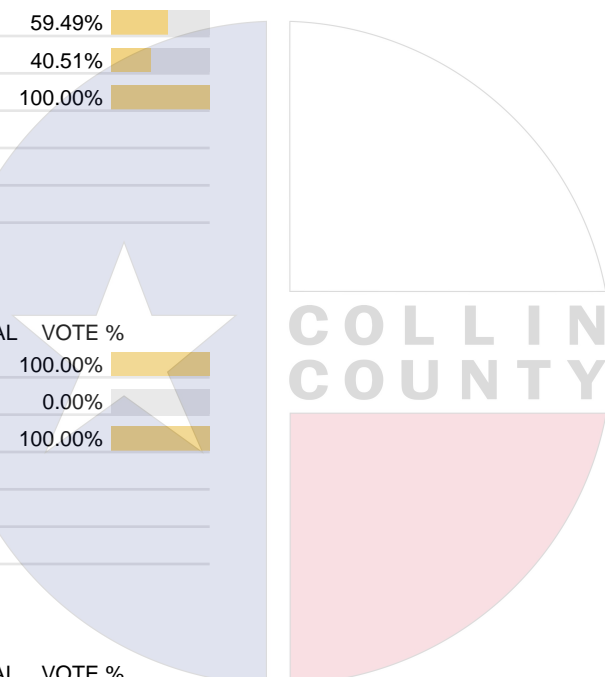
Vote For 1

	TOTAL	VOTE %	
For	617	85.69%	
Against	103	14.31%	
Total Votes Cast	720	100.00%	
Overvotes	0		
Undervotes	10		
Contest Totals	730		

### Proposition B – City of Anna

Vote For 1

	TOTAL	VOTE %	
For	644	90.45%	
Against	68	9.55%	
Total Votes Cast	712	100.00%	
Overvotes	0		
Undervotes	18		
Contest Totals	730		



## PCT 017

### Proposition C – City of Anna

Vote For 1

	TOTAL	VOTE %	
For	270	37.76%	
Against	445	62.24%	
Total Votes Cast	715	100.00%	
Overvotes	0		
Undervotes	15		
Contest Totals	730		

### Proposition D – City of Anna

Vote For 1

	TOTAL	VOTE %	
For	701	97.23%	
Against	20	2.77%	
Total Votes Cast	721	100.00%	
Overvotes	0		
Undervotes	9		
Contest Totals	730		

### Proposition E – City of Anna

Vote For 1

	TOTAL	VOTE %	
For	361	50.56%	
Against	353	49.44%	
Total Votes Cast	714	100.00%	
Overvotes	0		
Undervotes	16		
Contest Totals	730		

### Proposition F – City of Anna

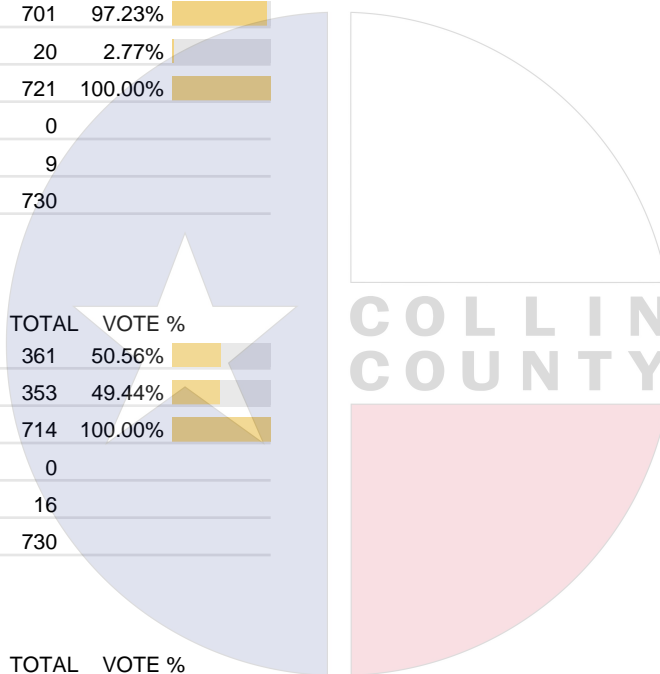
Vote For 1

	TOTAL	VOTE %	
For	564	79.32%	
Against	147	20.68%	
Total Votes Cast	711	100.00%	
Overvotes	0		
Undervotes	19		
Contest Totals	730		

### Proposition G – City of Anna

Vote For 1

	TOTAL	VOTE %	
For	550	76.71%	
Against	167	23.29%	
Total Votes Cast	717	100.00%	
Overvotes	0		
Undervotes	13		
Contest Totals	730		



Collin County Seal  
 Watermark Seal for Collin County.  
 Collin County Government

## PCT 017

### Proposition H – City of Anna

Vote For 1

	TOTAL	VOTE %	
For	224	31.20%	
Against	494	68.80%	
Total Votes Cast	718	100.00%	
Overvotes	0		
Undervotes	12		
Contest Totals	730		

### Proposition I – City of Anna

Vote For 1

	TOTAL	VOTE %	
For	572	81.13%	
Against	133	18.87%	
Total Votes Cast	705	100.00%	
Overvotes	0		
Undervotes	25		
Contest Totals	730		

### Proposition J – City of Anna

Vote For 1

	TOTAL	VOTE %	
For	695	96.53%	
Against	25	3.47%	
Total Votes Cast	720	100.00%	
Overvotes	1		
Undervotes	9		
Contest Totals	730		

### Proposition K – City of Anna

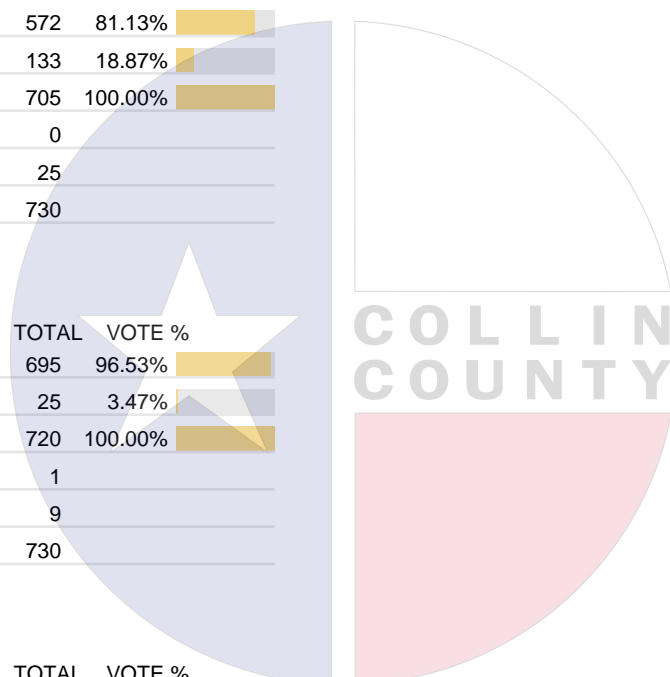
Vote For 1

	TOTAL	VOTE %	
For	198	27.85%	
Against	513	72.15%	
Total Votes Cast	711	100.00%	
Overvotes	1		
Undervotes	18		
Contest Totals	730		

### Proposition L – City of Anna

Vote For 1

	TOTAL	VOTE %	
For	554	78.25%	
Against	154	21.75%	
Total Votes Cast	708	100.00%	
Overvotes	0		
Undervotes	22		
Contest Totals	730		



Collin County Seal  
 Watermark Seal for Collin County.  
 Collin County Government

### PCT 017

#### Proposition M – City of Anna

Vote For 1

	TOTAL	VOTE %	
For	640	90.65%	
Against	66	9.35%	
Total Votes Cast	706	100.00%	
Overvotes	0		
Undervotes	24		
Contest Totals	730		

#### Proposition N – City of Anna

Vote For 1

	TOTAL	VOTE %	
For	221	31.57%	
Against	479	68.43%	
Total Votes Cast	700	100.00%	
Overvotes	0		
Undervotes	30		
Contest Totals	730		

#### Proposition O – City of Anna

Vote For 1

	TOTAL	VOTE %	
For	673	94.39%	
Against	40	5.61%	
Total Votes Cast	713	100.00%	
Overvotes	0		
Undervotes	17		
Contest Totals	730		

#### Proposition P – City of Anna

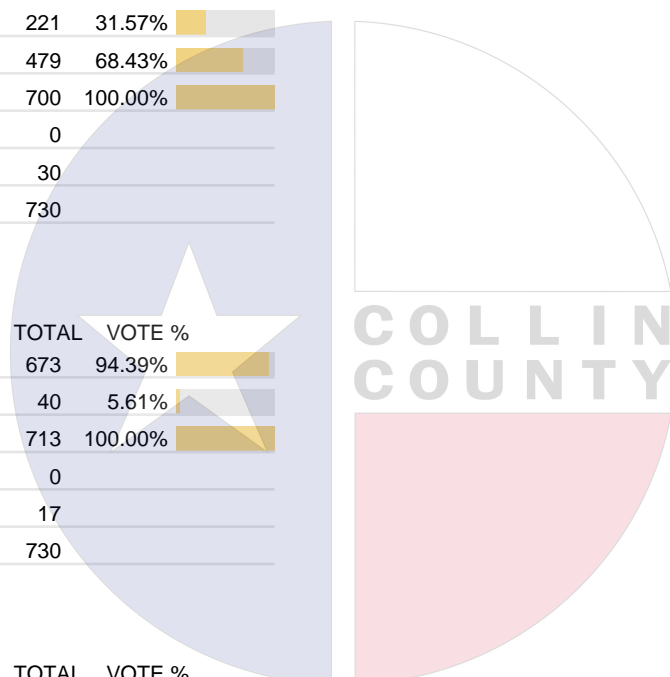
Vote For 1

	TOTAL	VOTE %	
For	219	30.98%	
Against	488	69.02%	
Total Votes Cast	707	100.00%	
Overvotes	1		
Undervotes	22		
Contest Totals	730		

#### Proposition Q – City of Anna

Vote For 1

	TOTAL	VOTE %	
For	148	21.14%	
Against	552	78.86%	
Total Votes Cast	700	100.00%	
Overvotes	0		
Undervotes	30		
Contest Totals	730		



Collin County Seal  
 Watermark Seal for Collin County.  
 Collin County Government

### PCT 017

#### Proposition R – City of Anna

Vote For 1

	TOTAL	VOTE %	
For	656	92.92%	
Against	50	7.08%	
Total Votes Cast	706	100.00%	
Overvotes	0		
Undervotes	24		
Contest Totals	730		

#### Proposition S – City of Anna

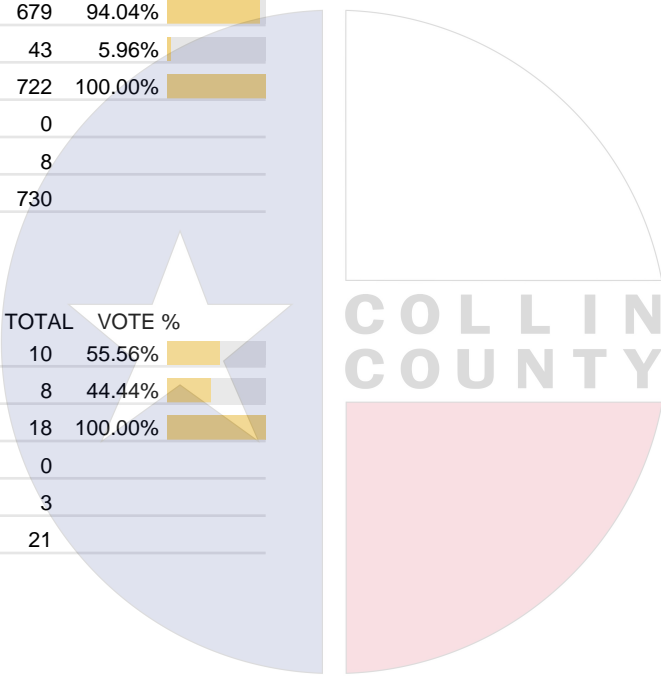
Vote For 1

	TOTAL	VOTE %	
For	679	94.04%	
Against	43	5.96%	
Total Votes Cast	722	100.00%	
Overvotes	0		
Undervotes	8		
Contest Totals	730		

#### Proposition A – Van Alstyne ISD

Vote For 1

	TOTAL	VOTE %	
For	10	55.56%	
Against	8	44.44%	
Total Votes Cast	18	100.00%	
Overvotes	0		
Undervotes	3		
Contest Totals	21		



Collin County Seal  
 Watermark Seal for Collin County.  
 Collin County Government

## PCT 018

### Proposition 1 – State of Texas

Vote For 1

	TOTAL	VOTE %	
For	90	61.64%	
Against	56	38.36%	
Total Votes Cast	146	100.00%	
Overvotes	0		
Undervotes	2		
Contest Totals	148		

### Proposition 2 – State of Texas

Vote For 1

	TOTAL	VOTE %	
For	128	87.07%	
Against	19	12.93%	
Total Votes Cast	147	100.00%	
Overvotes	0		
Undervotes	1		
Contest Totals	148		

### Proposition 3 – State of Texas

Vote For 1

	TOTAL	VOTE %	
For	116	78.91%	
Against	31	21.09%	
Total Votes Cast	147	100.00%	
Overvotes	0		
Undervotes	1		
Contest Totals	148		

### Proposition 4 – State of Texas

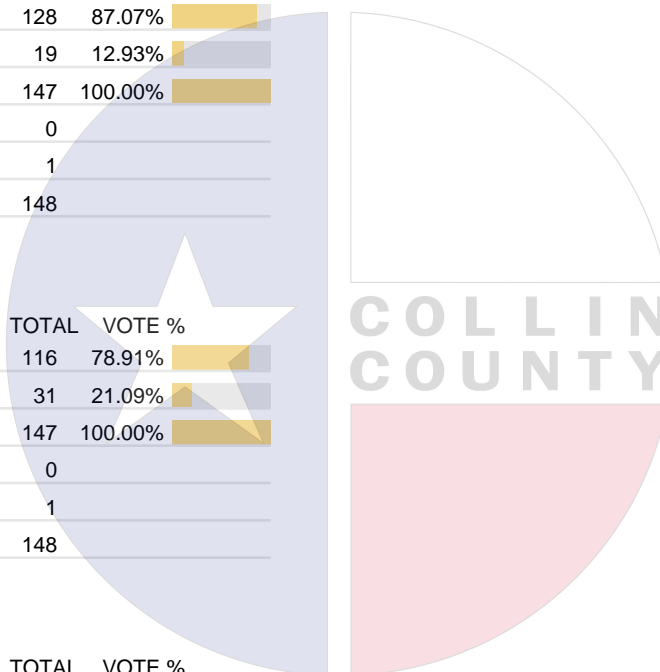
Vote For 1

	TOTAL	VOTE %	
For	84	57.53%	
Against	62	42.47%	
Total Votes Cast	146	100.00%	
Overvotes	0		
Undervotes	2		
Contest Totals	148		

### Proposition 5 – State of Texas

Vote For 1

	TOTAL	VOTE %	
For	129	88.97%	
Against	16	11.03%	
Total Votes Cast	145	100.00%	
Overvotes	0		
Undervotes	3		
Contest Totals	148		



Collin County Seal  
 Watermark Seal for Collin County.  
 Collin County Government

## PCT 018

### Proposition 6 – State of Texas

Vote For 1

	TOTAL	VOTE %	
For	100	69.93%	
Against	43	30.07%	
Total Votes Cast	143	100.00%	
Overvotes	0		
Undervotes	5		
Contest Totals	148		

### Proposition 7 – State of Texas

Vote For 1

	TOTAL	VOTE %	
For	134	91.16%	
Against	13	8.84%	
Total Votes Cast	147	100.00%	
Overvotes	0		
Undervotes	1		
Contest Totals	148		

### Proposition 8 – State of Texas

Vote For 1

	TOTAL	VOTE %	
For	129	87.76%	
Against	18	12.24%	
Total Votes Cast	147	100.00%	
Overvotes	0		
Undervotes	1		
Contest Totals	148		

### Proposition 9 – State of Texas

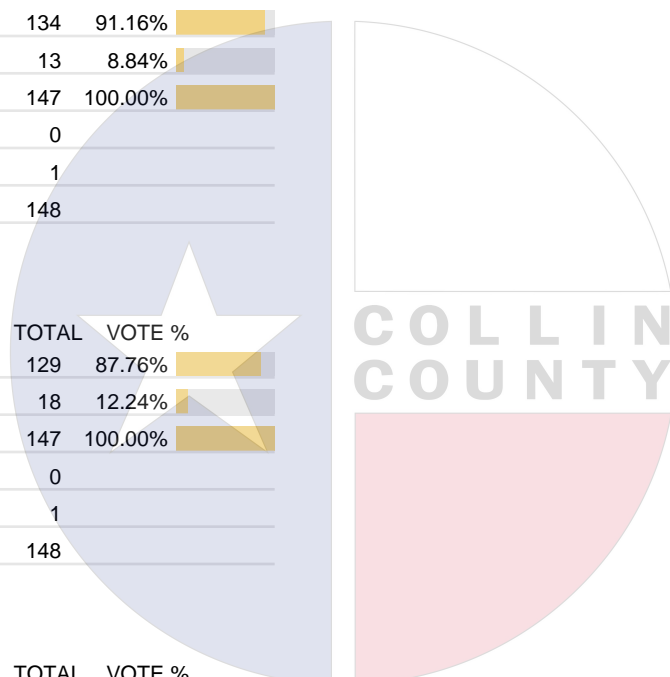
Vote For 1

	TOTAL	VOTE %	
For	121	84.03%	
Against	23	15.97%	
Total Votes Cast	144	100.00%	
Overvotes	0		
Undervotes	4		
Contest Totals	148		

### Proposition 10 – State of Texas

Vote For 1

	TOTAL	VOTE %	
For	140	95.24%	
Against	7	4.76%	
Total Votes Cast	147	100.00%	
Overvotes	0		
Undervotes	1		
Contest Totals	148		



Collin County Seal  
 Watermark Seal for Collin County.  
 Collin County Government

## PCT 018

### Proposition 11 – State of Texas

Vote For 1

	TOTAL	VOTE %	
For	128	86.49%	
Against	20	13.51%	
Total Votes Cast	148	100.00%	
Overvotes	0		
Undervotes	0		
Contest Totals	148		

### Proposition 12 – State of Texas

Vote For 1

	TOTAL	VOTE %	
For	108	76.06%	
Against	34	23.94%	
Total Votes Cast	142	100.00%	
Overvotes	1		
Undervotes	5		
Contest Totals	148		

### Proposition 13 – State of Texas

Vote For 1

	TOTAL	VOTE %	
For	131	89.12%	
Against	16	10.88%	
Total Votes Cast	147	100.00%	
Overvotes	0		
Undervotes	1		
Contest Totals	148		

### Proposition 14 – State of Texas

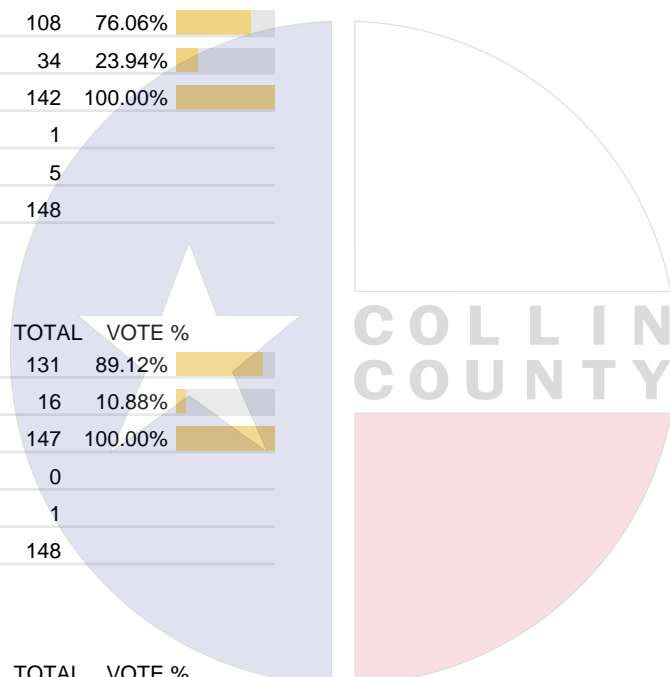
Vote For 1

	TOTAL	VOTE %	
For	88	60.69%	
Against	57	39.31%	
Total Votes Cast	145	100.00%	
Overvotes	0		
Undervotes	3		
Contest Totals	148		

### Proposition 15 – State of Texas

Vote For 1

	TOTAL	VOTE %	
For	123	84.83%	
Against	22	15.17%	
Total Votes Cast	145	100.00%	
Overvotes	0		
Undervotes	3		
Contest Totals	148		



Collin County Seal  
 Watermark Seal for Collin County.  
 Collin County Government

## PCT 018

### Proposition 16 – State of Texas

Vote For 1

	TOTAL	VOTE %	
For	123	84.83%	
Against	22	15.17%	
Total Votes Cast	145	100.00%	
Overvotes	1		
Undervotes	2		
Contest Totals	148		

### Proposition 17 – State of Texas

Vote For 1

	TOTAL	VOTE %	
For	117	81.82%	
Against	26	18.18%	
Total Votes Cast	143	100.00%	
Overvotes	0		
Undervotes	5		
Contest Totals	148		

### Proposition – Collin County ESD, No. 1

Vote For 1

	TOTAL	VOTE %	
For	27	61.36%	
Against	17	38.64%	
Total Votes Cast	44	100.00%	
Overvotes	0		
Undervotes	0		
Contest Totals	44		

### Proposition A – City of Anna

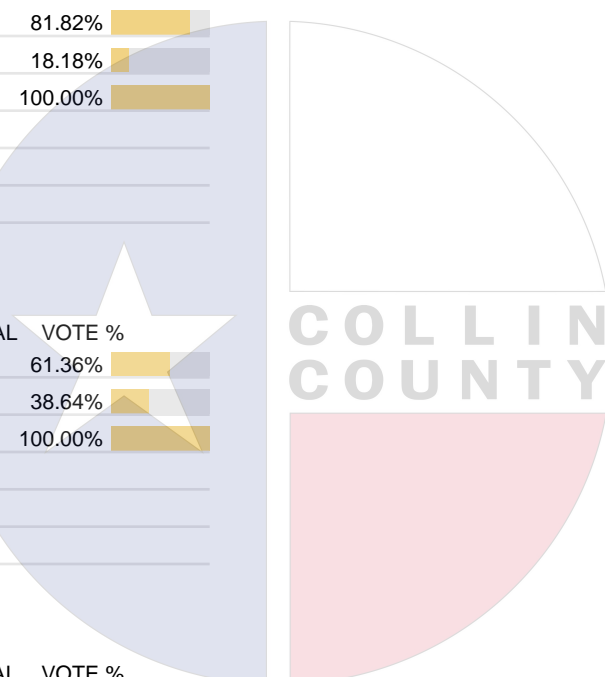
Vote For 1

	TOTAL	VOTE %	
For	0		
Against	0		
Total Votes Cast	0		
Overvotes	0		
Undervotes	0		
Contest Totals	0		

### Proposition B – City of Anna

Vote For 1

	TOTAL	VOTE %	
For	0		
Against	0		
Total Votes Cast	0		
Overvotes	0		
Undervotes	0		
Contest Totals	0		



Collin County Seal  
 Watermark Seal for Collin County.  
 Collin County Government

**PCT 018**

**Proposition C – City of Anna**

Vote For 1

	TOTAL	VOTE %
For	0	
Against	0	
Total Votes Cast	0	
Overvotes	0	
Undervotes	0	
Contest Totals	0	

**Proposition D – City of Anna**

Vote For 1

	TOTAL	VOTE %
For	0	
Against	0	
Total Votes Cast	0	
Overvotes	0	
Undervotes	0	
Contest Totals	0	

**Proposition E – City of Anna**

Vote For 1

	TOTAL	VOTE %
For	0	
Against	0	
Total Votes Cast	0	
Overvotes	0	
Undervotes	0	
Contest Totals	0	

**Proposition F – City of Anna**

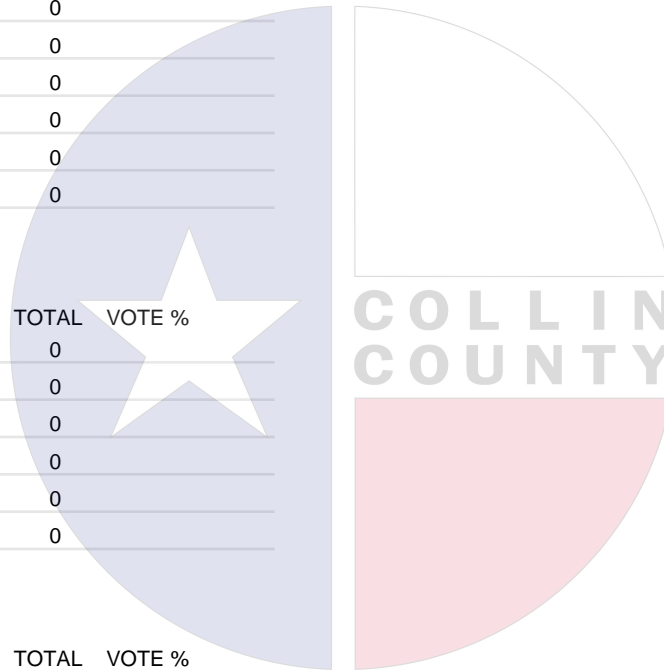
Vote For 1

	TOTAL	VOTE %
For	0	
Against	0	
Total Votes Cast	0	
Overvotes	0	
Undervotes	0	
Contest Totals	0	

**Proposition G – City of Anna**

Vote For 1

	TOTAL	VOTE %
For	0	
Against	0	
Total Votes Cast	0	
Overvotes	0	
Undervotes	0	
Contest Totals	0	



Collin County Seal  
 Watermark Seal for Collin County,  
 Collin County Government

**PCT 018**

**Proposition H – City of Anna**

Vote For 1

	TOTAL	VOTE %
For	0	
Against	0	
Total Votes Cast	0	
Overvotes	0	
Undervotes	0	
Contest Totals	0	

**Proposition I – City of Anna**

Vote For 1

	TOTAL	VOTE %
For	0	
Against	0	
Total Votes Cast	0	
Overvotes	0	
Undervotes	0	
Contest Totals	0	

**Proposition J – City of Anna**

Vote For 1

	TOTAL	VOTE %
For	0	
Against	0	
Total Votes Cast	0	
Overvotes	0	
Undervotes	0	
Contest Totals	0	

**Proposition K – City of Anna**

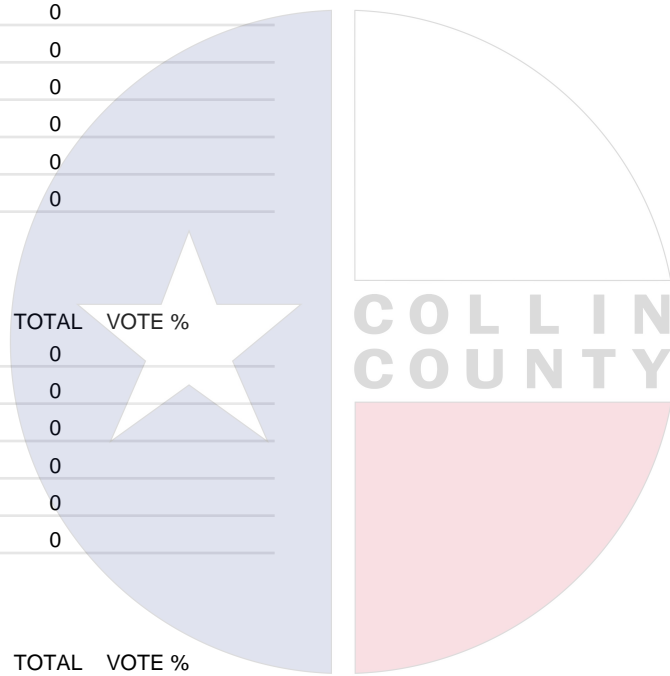
Vote For 1

	TOTAL	VOTE %
For	0	
Against	0	
Total Votes Cast	0	
Overvotes	0	
Undervotes	0	
Contest Totals	0	

**Proposition L – City of Anna**

Vote For 1

	TOTAL	VOTE %
For	0	
Against	0	
Total Votes Cast	0	
Overvotes	0	
Undervotes	0	
Contest Totals	0	



Collin County Seal  
 Watermark Seal for Collin County,  
 Collin County Government

**PCT 018**

**Proposition M – City of Anna**

Vote For 1

	TOTAL	VOTE %
For	0	
Against	0	
Total Votes Cast	0	
Overvotes	0	
Undervotes	0	
Contest Totals	0	

**Proposition N – City of Anna**

Vote For 1

	TOTAL	VOTE %
For	0	
Against	0	
Total Votes Cast	0	
Overvotes	0	
Undervotes	0	
Contest Totals	0	

**Proposition O – City of Anna**

Vote For 1

	TOTAL	VOTE %
For	0	
Against	0	
Total Votes Cast	0	
Overvotes	0	
Undervotes	0	
Contest Totals	0	

**Proposition P – City of Anna**

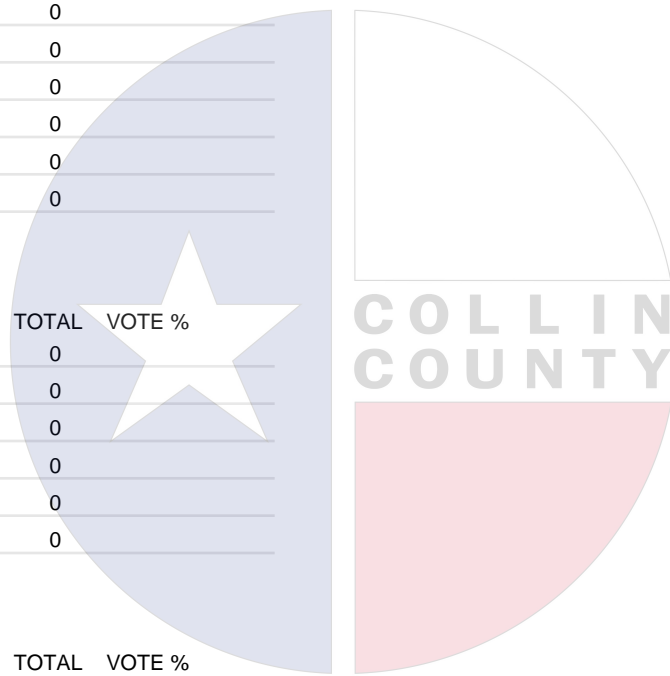
Vote For 1

	TOTAL	VOTE %
For	0	
Against	0	
Total Votes Cast	0	
Overvotes	0	
Undervotes	0	
Contest Totals	0	

**Proposition Q – City of Anna**

Vote For 1

	TOTAL	VOTE %
For	0	
Against	0	
Total Votes Cast	0	
Overvotes	0	
Undervotes	0	
Contest Totals	0	



Collin County Seal  
 Watermark Seal for Collin County,  
 Collin County Government

### PCT 018

#### Proposition R – City of Anna

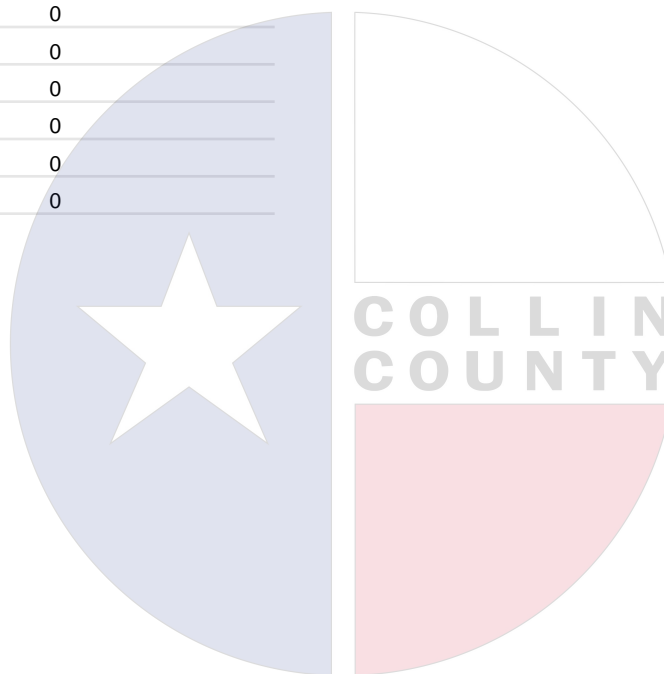
Vote For 1

	TOTAL	VOTE %
For	0	
Against	0	
Total Votes Cast	0	
Overvotes	0	
Undervotes	0	
Contest Totals	0	

#### Proposition S – City of Anna

Vote For 1

	TOTAL	VOTE %
For	0	
Against	0	
Total Votes Cast	0	
Overvotes	0	
Undervotes	0	
Contest Totals	0	



Collin County Seal  
Watermark Seal for Collin County.  
Collin County Government

## PCT 019

### Proposition 1 – State of Texas

Vote For 1

	TOTAL	VOTE %	
For	247	70.37%	
Against	104	29.63%	
Total Votes Cast	351	100.00%	
Overvotes	0		
Undervotes	8		
Contest Totals	359		

### Proposition 2 – State of Texas

Vote For 1

	TOTAL	VOTE %	
For	215	60.06%	
Against	143	39.94%	
Total Votes Cast	358	100.00%	
Overvotes	0		
Undervotes	1		
Contest Totals	359		

### Proposition 3 – State of Texas

Vote For 1

	TOTAL	VOTE %	
For	191	53.80%	
Against	164	46.20%	
Total Votes Cast	355	100.00%	
Overvotes	0		
Undervotes	4		
Contest Totals	359		

### Proposition 4 – State of Texas

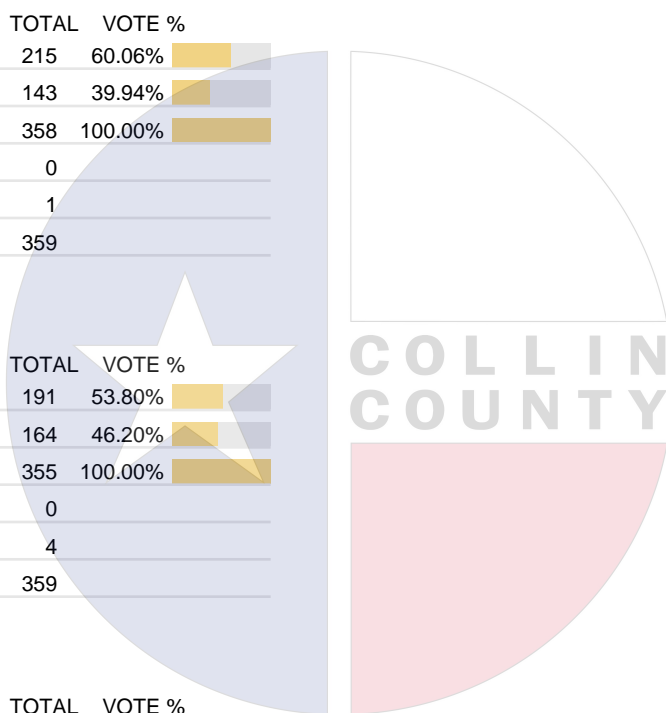
Vote For 1

	TOTAL	VOTE %	
For	263	74.93%	
Against	88	25.07%	
Total Votes Cast	351	100.00%	
Overvotes	0		
Undervotes	8		
Contest Totals	359		

### Proposition 5 – State of Texas

Vote For 1

	TOTAL	VOTE %	
For	234	66.86%	
Against	116	33.14%	
Total Votes Cast	350	100.00%	
Overvotes	0		
Undervotes	9		
Contest Totals	359		



Collin County Seal  
 Watermark Seal for Collin County.  
 Collin County Government

## PCT 019

### Proposition 6 – State of Texas

Vote For 1

	TOTAL	VOTE %	
For	178	50.86%	
Against	172	49.14%	
Total Votes Cast	350	100.00%	
Overvotes	0		
Undervotes	9		
Contest Totals	359		

### Proposition 7 – State of Texas

Vote For 1

	TOTAL	VOTE %	
For	313	87.43%	
Against	45	12.57%	
Total Votes Cast	358	100.00%	
Overvotes	0		
Undervotes	1		
Contest Totals	359		

### Proposition 8 – State of Texas

Vote For 1

	TOTAL	VOTE %	
For	247	69.38%	
Against	109	30.62%	
Total Votes Cast	356	100.00%	
Overvotes	0		
Undervotes	3		
Contest Totals	359		

### Proposition 9 – State of Texas

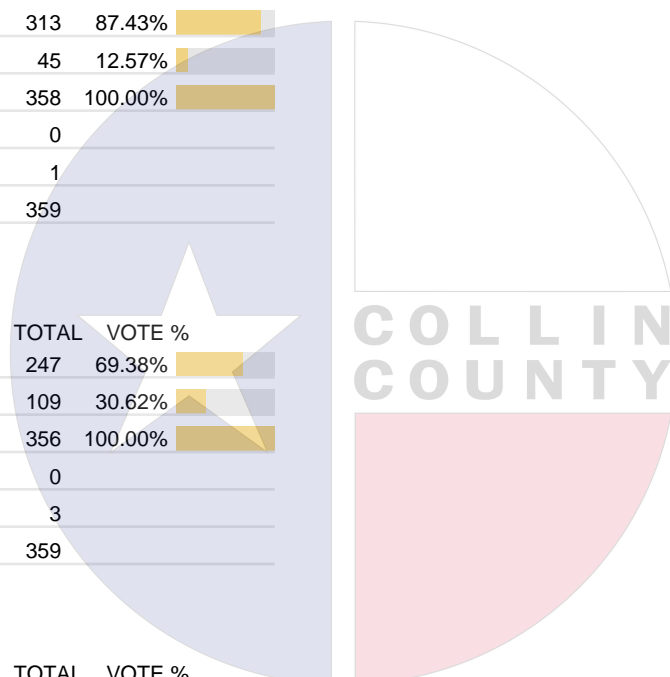
Vote For 1

	TOTAL	VOTE %	
For	240	67.80%	
Against	114	32.20%	
Total Votes Cast	354	100.00%	
Overvotes	0		
Undervotes	5		
Contest Totals	359		

### Proposition 10 – State of Texas

Vote For 1

	TOTAL	VOTE %	
For	326	91.06%	
Against	32	8.94%	
Total Votes Cast	358	100.00%	
Overvotes	0		
Undervotes	1		
Contest Totals	359		



Collin County Seal  
 Watermark Seal for Collin County.  
 Collin County Government

**PCT 019**

**Proposition 11 – State of Texas**

Vote For 1

	TOTAL	VOTE %	
For	293	82.30%	
Against	63	17.70%	
Total Votes Cast	356	100.00%	
Overvotes	0		
Undervotes	3		
Contest Totals	359		

**Proposition 12 – State of Texas**

Vote For 1

	TOTAL	VOTE %	
For	183	52.14%	
Against	168	47.86%	
Total Votes Cast	351	100.00%	
Overvotes	1		
Undervotes	7		
Contest Totals	359		

**Proposition 13 – State of Texas**

Vote For 1

	TOTAL	VOTE %	
For	310	87.32%	
Against	45	12.68%	
Total Votes Cast	355	100.00%	
Overvotes	1		
Undervotes	3		
Contest Totals	359		

**Proposition 14 – State of Texas**

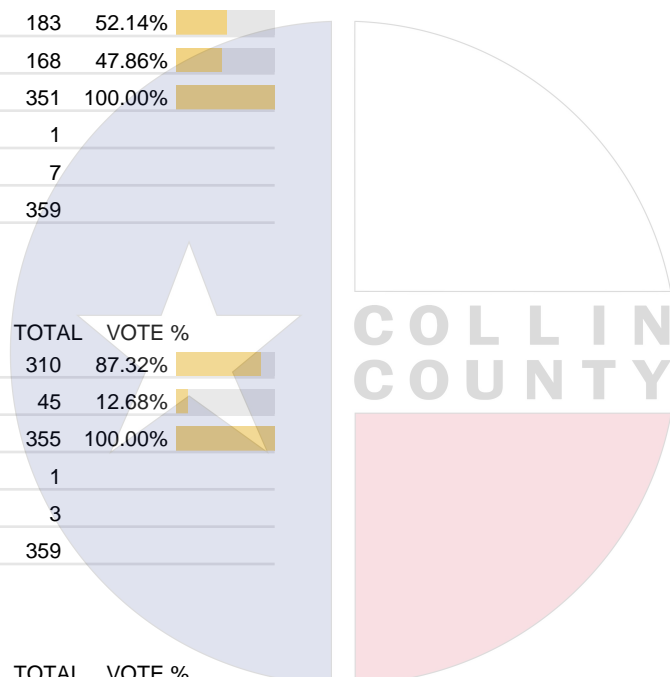
Vote For 1

	TOTAL	VOTE %	
For	244	68.54%	
Against	112	31.46%	
Total Votes Cast	356	100.00%	
Overvotes	0		
Undervotes	3		
Contest Totals	359		

**Proposition 15 – State of Texas**

Vote For 1

	TOTAL	VOTE %	
For	198	55.77%	
Against	157	44.23%	
Total Votes Cast	355	100.00%	
Overvotes	0		
Undervotes	4		
Contest Totals	359		



Collin County Seal  
 Watermark Seal for Collin County.  
 Collin County Government

**PCT 019**

**Proposition 16 – State of Texas**

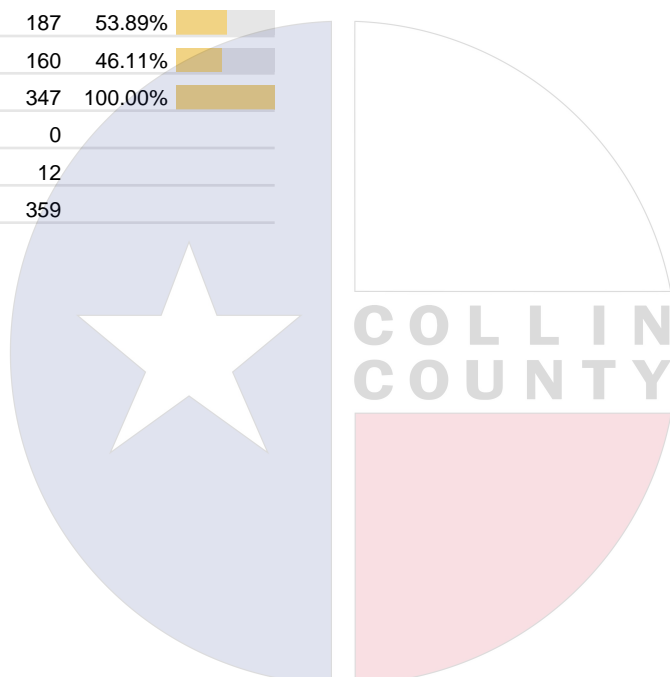
Vote For 1

	TOTAL	VOTE %	
For	221	62.08%	
Against	135	37.92%	
Total Votes Cast	356	100.00%	
Overvotes	0		
Undervotes	3		
Contest Totals	359		

**Proposition 17 – State of Texas**

Vote For 1

	TOTAL	VOTE %	
For	187	53.89%	
Against	160	46.11%	
Total Votes Cast	347	100.00%	
Overvotes	0		
Undervotes	12		
Contest Totals	359		



Collin County Seal  
 Watermark Seal for Collin County.  
 Collin County Government

## PCT 020

### Proposition 1 – State of Texas

Vote For 1

	TOTAL	VOTE %	
For	288	63.02%	
Against	169	36.98%	
Total Votes Cast	457	100.00%	
Overvotes	1		
Undervotes	14		
Contest Totals	472		

### Proposition 2 – State of Texas

Vote For 1

	TOTAL	VOTE %	
For	344	74.30%	
Against	119	25.70%	
Total Votes Cast	463	100.00%	
Overvotes	0		
Undervotes	9		
Contest Totals	472		

### Proposition 3 – State of Texas

Vote For 1

	TOTAL	VOTE %	
For	310	67.25%	
Against	151	32.75%	
Total Votes Cast	461	100.00%	
Overvotes	0		
Undervotes	11		
Contest Totals	472		

### Proposition 4 – State of Texas

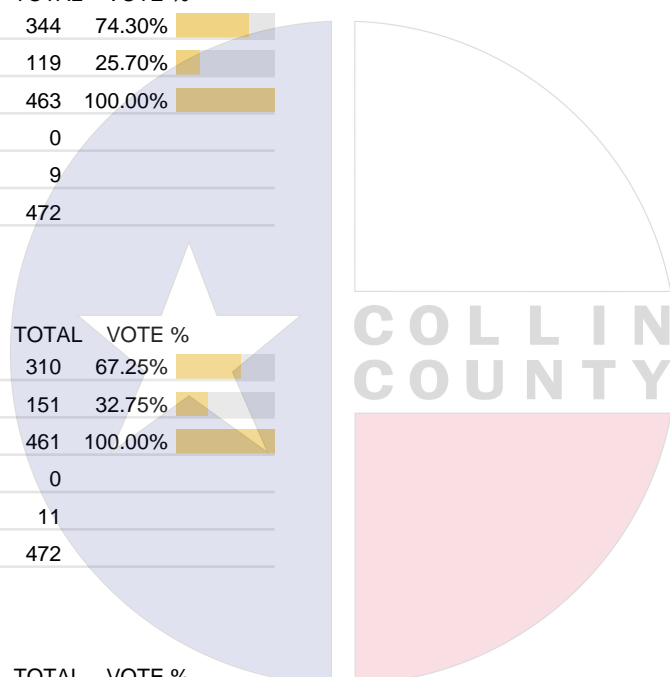
Vote For 1

	TOTAL	VOTE %	
For	311	67.90%	
Against	147	32.10%	
Total Votes Cast	458	100.00%	
Overvotes	0		
Undervotes	14		
Contest Totals	472		

### Proposition 5 – State of Texas

Vote For 1

	TOTAL	VOTE %	
For	330	72.37%	
Against	126	27.63%	
Total Votes Cast	456	100.00%	
Overvotes	0		
Undervotes	16		
Contest Totals	472		



Collin County Seal  
 Watermark Seal for Collin County.  
 Collin County Government

## PCT 020

### Proposition 6 – State of Texas

Vote For 1

	TOTAL	VOTE %	
For	285	63.33%	
Against	165	36.67%	
Total Votes Cast	450	100.00%	
Overvotes	0		
Undervotes	22		
Contest Totals	472		

### Proposition 7 – State of Texas

Vote For 1

	TOTAL	VOTE %	
For	404	87.83%	
Against	56	12.17%	
Total Votes Cast	460	100.00%	
Overvotes	0		
Undervotes	12		
Contest Totals	472		

### Proposition 8 – State of Texas

Vote For 1

	TOTAL	VOTE %	
For	376	81.21%	
Against	87	18.79%	
Total Votes Cast	463	100.00%	
Overvotes	1		
Undervotes	8		
Contest Totals	472		

### Proposition 9 – State of Texas

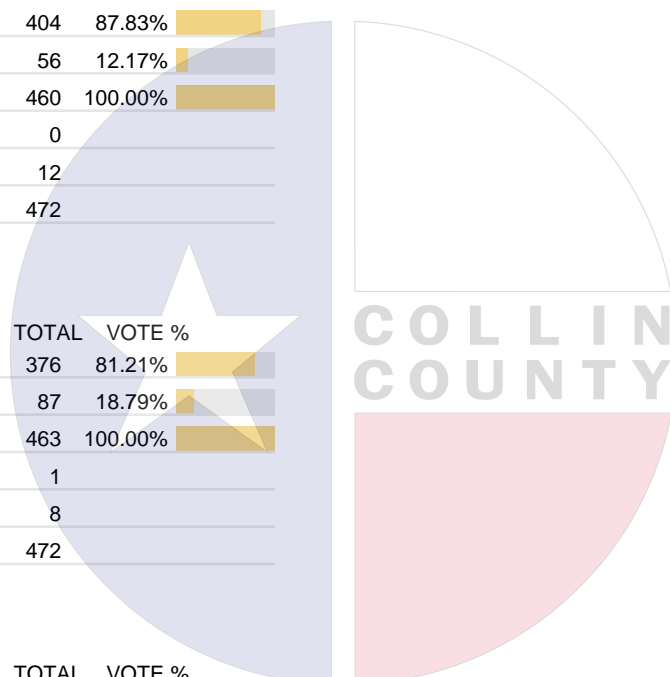
Vote For 1

	TOTAL	VOTE %	
For	334	73.41%	
Against	121	26.59%	
Total Votes Cast	455	100.00%	
Overvotes	1		
Undervotes	16		
Contest Totals	472		

### Proposition 10 – State of Texas

Vote For 1

	TOTAL	VOTE %	
For	406	88.65%	
Against	52	11.35%	
Total Votes Cast	458	100.00%	
Overvotes	0		
Undervotes	14		
Contest Totals	472		



Collin County Seal  
 Watermark Seal for Collin County.  
 Collin County Government

## PCT 020

### Proposition 11 – State of Texas

Vote For 1

	TOTAL	VOTE %	
For	371	81.54%	
Against	84	18.46%	
Total Votes Cast	455	100.00%	
Overvotes	0		
Undervotes	17		
Contest Totals	472		

### Proposition 12 – State of Texas

Vote For 1

	TOTAL	VOTE %	
For	287	63.78%	
Against	163	36.22%	
Total Votes Cast	450	100.00%	
Overvotes	0		
Undervotes	22		
Contest Totals	472		

### Proposition 13 – State of Texas

Vote For 1

	TOTAL	VOTE %	
For	396	85.53%	
Against	67	14.47%	
Total Votes Cast	463	100.00%	
Overvotes	0		
Undervotes	9		
Contest Totals	472		

### Proposition 14 – State of Texas

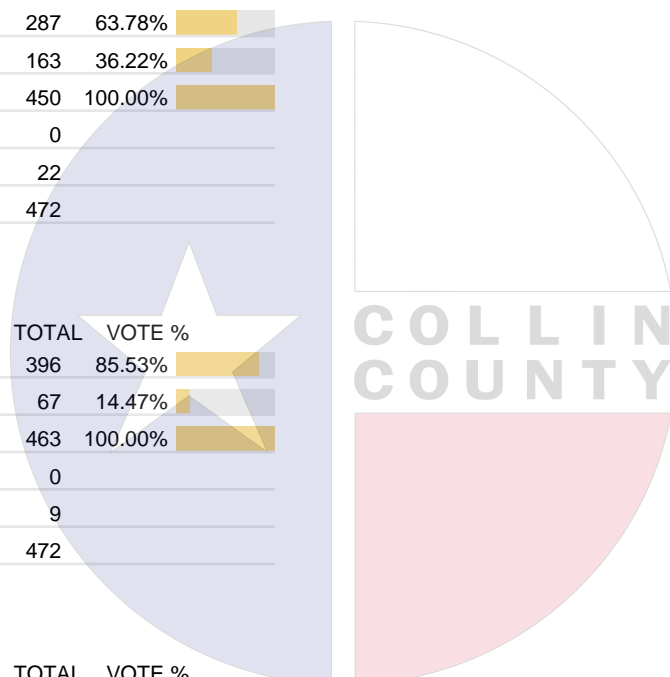
Vote For 1

	TOTAL	VOTE %	
For	279	60.92%	
Against	179	39.08%	
Total Votes Cast	458	100.00%	
Overvotes	0		
Undervotes	14		
Contest Totals	472		

### Proposition 15 – State of Texas

Vote For 1

	TOTAL	VOTE %	
For	349	75.22%	
Against	115	24.78%	
Total Votes Cast	464	100.00%	
Overvotes	0		
Undervotes	8		
Contest Totals	472		



Collin County Seal  
 Watermark Seal for Collin County.  
 Collin County Government

## PCT 020

### Proposition 16 – State of Texas

Vote For 1

	TOTAL	VOTE %	
For	359	76.87%	
Against	108	23.13%	
Total Votes Cast	467	100.00%	
Overvotes	0		
Undervotes	5		
Contest Totals	472		

### Proposition 17 – State of Texas

Vote For 1

	TOTAL	VOTE %	
For	283	63.31%	
Against	164	36.69%	
Total Votes Cast	447	100.00%	
Overvotes	0		
Undervotes	25		
Contest Totals	472		

### Proposition – Collin County ESD, No. 1

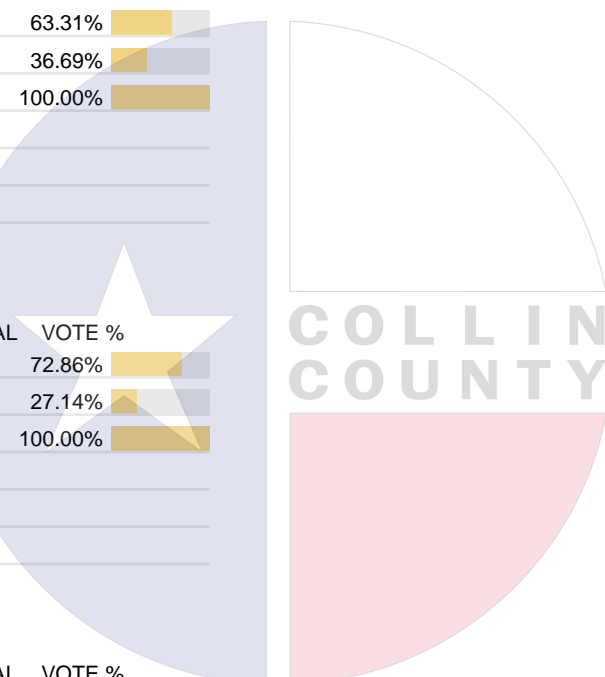
Vote For 1

	TOTAL	VOTE %	
For	102	72.86%	
Against	38	27.14%	
Total Votes Cast	140	100.00%	
Overvotes	0		
Undervotes	4		
Contest Totals	144		

### Mayor – Town of Weston

Vote For 1

	TOTAL	VOTE %	
Matt Marchiori	119	100.00%	
Total Votes Cast	119	100.00%	
Overvotes	0		
Undervotes	25		
Contest Totals	144		



Collin County Seal  
 Watermark Seal for Collin County.  
 Collin County Government

## PCT 020

### Alderman – Town of Weston

Vote For 2

	TOTAL	VOTE %	
Brian M Roach	108	44.08%	
Patti Harrington	61	24.90%	
Crissy Hinojosa-Wilson	57	23.27%	
John Yang	19	7.76%	
Total Votes Cast	245	100.00%	
Overvotes	0		
Undervotes	43		
Contest Totals	288		

### Proposition A – Van Alstyne ISD

Vote For 1

	TOTAL	VOTE %	
For	0		
Against	0		
Total Votes Cast	0		
Overvotes	0		
Undervotes	0		
Contest Totals	0		

### Proposition A – Seven Springs MUD

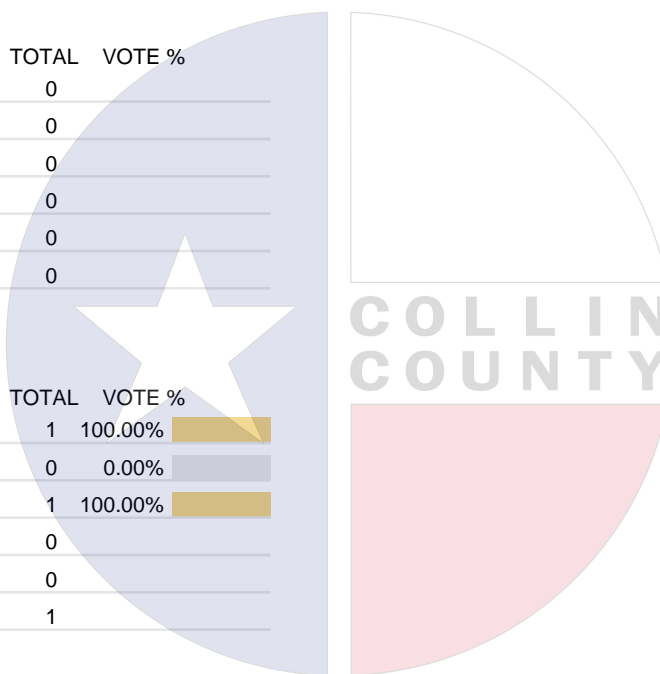
Vote For 1

	TOTAL	VOTE %	
For	1	100.00%	
Against	0	0.00%	
Total Votes Cast	1	100.00%	
Overvotes	0		
Undervotes	0		
Contest Totals	1		

### Directors – Seven Springs MUD

Vote For 5

	TOTAL	VOTE %	
Ryder Byrne	1	20.00%	
Joey Tyner	1	20.00%	
Spencer Weber	1	20.00%	
Christina Adamson	1	20.00%	
Brittan Chrisman	1	20.00%	
Total Votes Cast	5	100.00%	
Overvotes	0		
Undervotes	0		
Contest Totals	5		



Collin County Seal  
 Watermark Seal for Collin County,  
 Collin County Government

**PCT 020**

**Proposition B – Seven Springs MUD**

Vote For 1

	TOTAL	VOTE %	
For	1	100.00%	
Against	0	0.00%	
Total Votes Cast	1	100.00%	
Overvotes	0		
Undervotes	0		
Contest Totals	1		

**Proposition C – Seven Springs MUD**

Vote For 1

	TOTAL	VOTE %	
For	1	100.00%	
Against	0	0.00%	
Total Votes Cast	1	100.00%	
Overvotes	0		
Undervotes	0		
Contest Totals	1		

**Proposition D – Seven Springs MUD**

Vote For 1

	TOTAL	VOTE %	
For	1	100.00%	
Against	0	0.00%	
Total Votes Cast	1	100.00%	
Overvotes	0		
Undervotes	0		
Contest Totals	1		

**Proposition E – Seven Springs MUD**

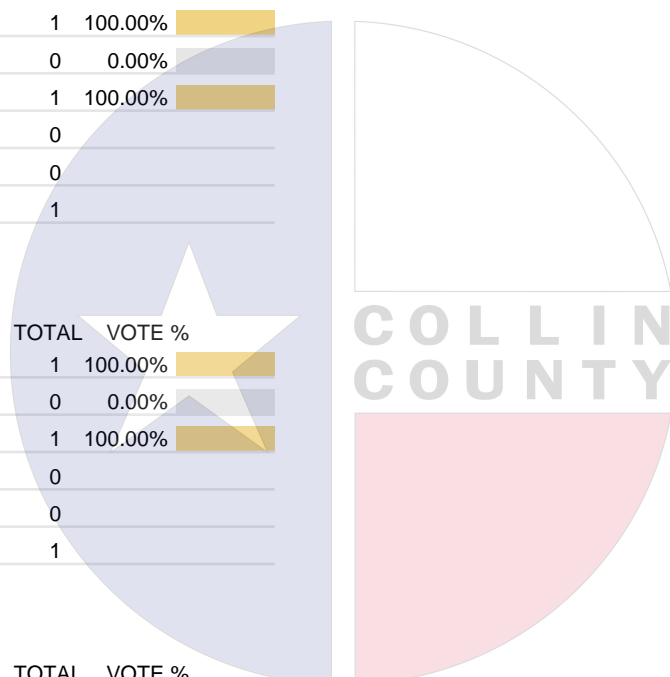
Vote For 1

	TOTAL	VOTE %	
For	1	100.00%	
Against	0	0.00%	
Total Votes Cast	1	100.00%	
Overvotes	0		
Undervotes	0		
Contest Totals	1		

**Proposition F – Seven Springs MUD**

Vote For 1

	TOTAL	VOTE %	
For	1	100.00%	
Against	0	0.00%	
Total Votes Cast	1	100.00%	
Overvotes	0		
Undervotes	0		
Contest Totals	1		



Collin County Seal  
 Watermark Seal for Collin County.  
 Collin County Government

## PCT 021

### Proposition 1 – State of Texas

Vote For 1

	TOTAL	VOTE %	
For	670	74.86%	
Against	225	25.14%	
Total Votes Cast	895	100.00%	
Overvotes	0		
Undervotes	10		
Contest Totals	905		

### Proposition 2 – State of Texas

Vote For 1

	TOTAL	VOTE %	
For	544	60.58%	
Against	354	39.42%	
Total Votes Cast	898	100.00%	
Overvotes	0		
Undervotes	7		
Contest Totals	905		

### Proposition 3 – State of Texas

Vote For 1

	TOTAL	VOTE %	
For	478	53.29%	
Against	419	46.71%	
Total Votes Cast	897	100.00%	
Overvotes	1		
Undervotes	7		
Contest Totals	905		

### Proposition 4 – State of Texas

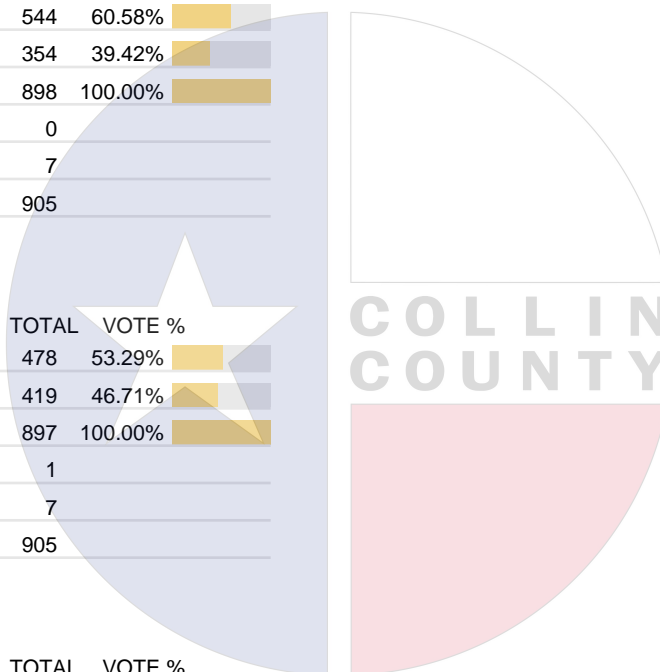
Vote For 1

	TOTAL	VOTE %	
For	688	76.70%	
Against	209	23.30%	
Total Votes Cast	897	100.00%	
Overvotes	0		
Undervotes	8		
Contest Totals	905		

### Proposition 5 – State of Texas

Vote For 1

	TOTAL	VOTE %	
For	624	70.91%	
Against	256	29.09%	
Total Votes Cast	880	100.00%	
Overvotes	0		
Undervotes	25		
Contest Totals	905		



Collin County Seal  
 Watermark Seal for Collin County.  
 Collin County Government

## PCT 021

### Proposition 6 – State of Texas

Vote For 1

	TOTAL	VOTE %	
For	469	53.11%	
Against	414	46.89%	
Total Votes Cast	883	100.00%	
Overvotes	0		
Undervotes	22		
Contest Totals	905		

### Proposition 7 – State of Texas

Vote For 1

	TOTAL	VOTE %	
For	797	89.05%	
Against	98	10.95%	
Total Votes Cast	895	100.00%	
Overvotes	0		
Undervotes	10		
Contest Totals	905		

### Proposition 8 – State of Texas

Vote For 1

	TOTAL	VOTE %	
For	598	66.59%	
Against	300	33.41%	
Total Votes Cast	898	100.00%	
Overvotes	1		
Undervotes	6		
Contest Totals	905		

### Proposition 9 – State of Texas

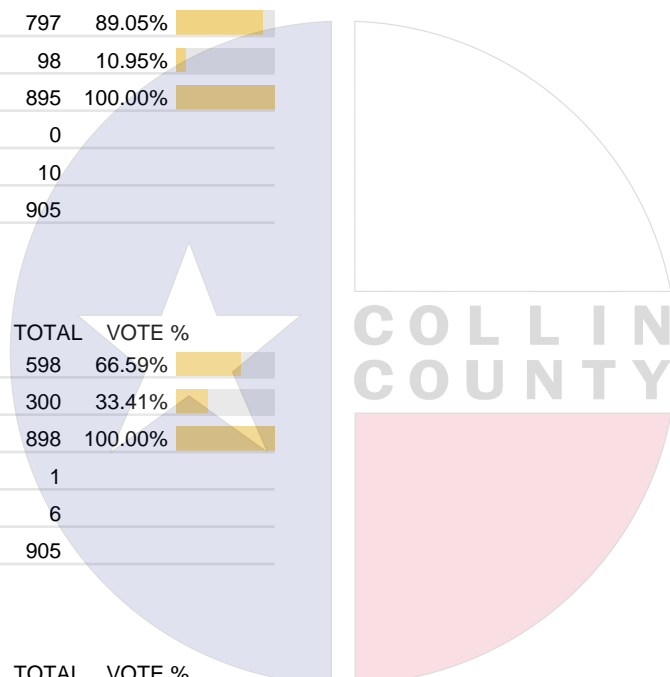
Vote For 1

	TOTAL	VOTE %	
For	590	67.05%	
Against	290	32.95%	
Total Votes Cast	880	100.00%	
Overvotes	1		
Undervotes	24		
Contest Totals	905		

### Proposition 10 – State of Texas

Vote For 1

	TOTAL	VOTE %	
For	822	92.15%	
Against	70	7.85%	
Total Votes Cast	892	100.00%	
Overvotes	0		
Undervotes	13		
Contest Totals	905		



Collin County Seal  
 Watermark Seal for Collin County.  
 Collin County Government

## PCT 021

### Proposition 11 – State of Texas

Vote For 1

	TOTAL	VOTE %	
For	742	82.63%	
Against	156	17.37%	
Total Votes Cast	898	100.00%	
Overvotes	0		
Undervotes	7		
Contest Totals	905		

### Proposition 12 – State of Texas

Vote For 1

	TOTAL	VOTE %	
For	475	53.79%	
Against	408	46.21%	
Total Votes Cast	883	100.00%	
Overvotes	0		
Undervotes	22		
Contest Totals	905		

### Proposition 13 – State of Texas

Vote For 1

	TOTAL	VOTE %	
For	776	86.70%	
Against	119	13.30%	
Total Votes Cast	895	100.00%	
Overvotes	0		
Undervotes	10		
Contest Totals	905		

### Proposition 14 – State of Texas

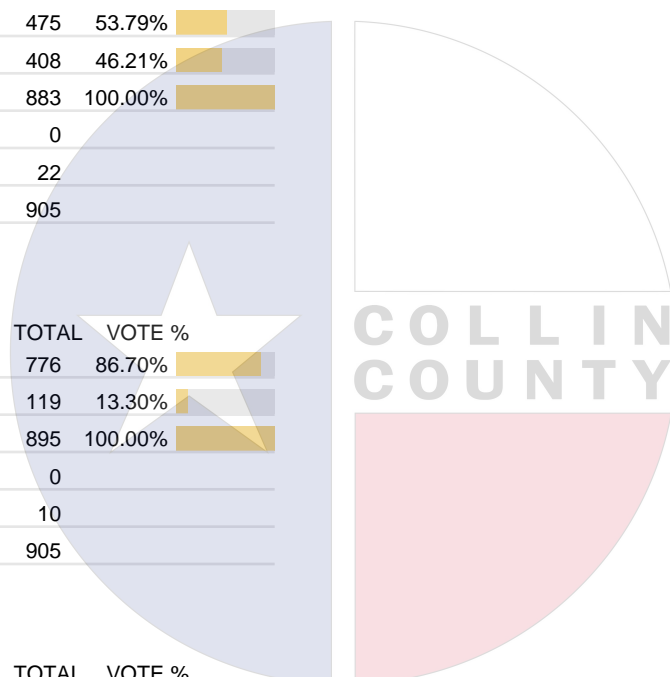
Vote For 1

	TOTAL	VOTE %	
For	661	73.85%	
Against	234	26.15%	
Total Votes Cast	895	100.00%	
Overvotes	0		
Undervotes	10		
Contest Totals	905		

### Proposition 15 – State of Texas

Vote For 1

	TOTAL	VOTE %	
For	534	59.40%	
Against	365	40.60%	
Total Votes Cast	899	100.00%	
Overvotes	1		
Undervotes	5		
Contest Totals	905		



Collin County Seal  
 Watermark Seal for Collin County.  
 Collin County Government

**PCT 021**

**Proposition 16 – State of Texas**

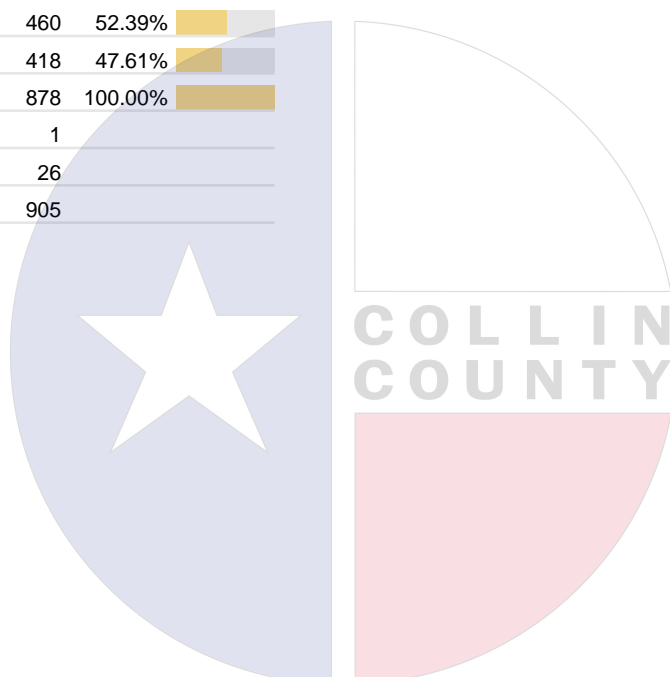
Vote For 1

	TOTAL	VOTE %	
For	568	63.04%	
Against	333	36.96%	
Total Votes Cast	901	100.00%	
Overvotes	0		
Undervotes	4		
Contest Totals	905		

**Proposition 17 – State of Texas**

Vote For 1

	TOTAL	VOTE %	
For	460	52.39%	
Against	418	47.61%	
Total Votes Cast	878	100.00%	
Overvotes	1		
Undervotes	26		
Contest Totals	905		



Collin County Seal  
 Watermark Seal for Collin County.  
 Collin County Government

## PCT 022

### Proposition 1 – State of Texas

Vote For 1

	TOTAL	VOTE %	
For	508	69.59%	
Against	222	30.41%	
Total Votes Cast	730	100.00%	
Overvotes	1		
Undervotes	8		
Contest Totals	739		

### Proposition 2 – State of Texas

Vote For 1

	TOTAL	VOTE %	
For	600	81.63%	
Against	135	18.37%	
Total Votes Cast	735	100.00%	
Overvotes	1		
Undervotes	3		
Contest Totals	739		

### Proposition 3 – State of Texas

Vote For 1

	TOTAL	VOTE %	
For	499	68.45%	
Against	230	31.55%	
Total Votes Cast	729	100.00%	
Overvotes	1		
Undervotes	9		
Contest Totals	739		

### Proposition 4 – State of Texas

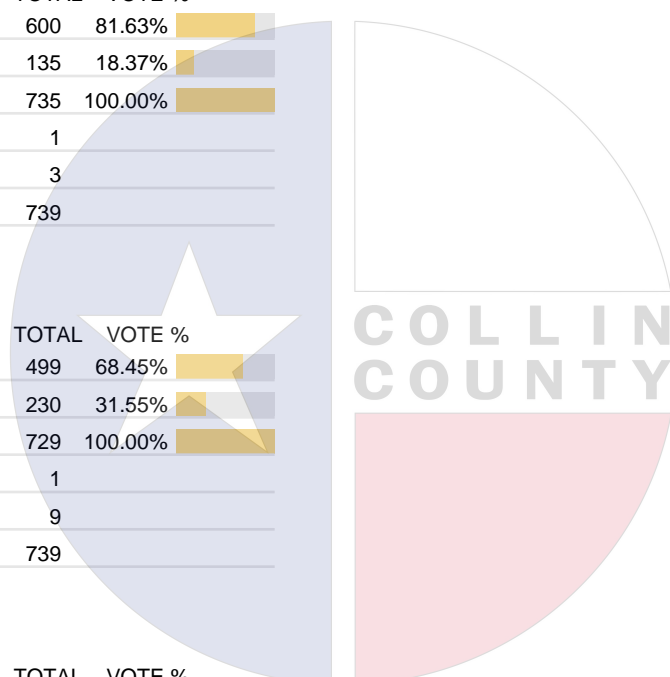
Vote For 1

	TOTAL	VOTE %	
For	550	75.03%	
Against	183	24.97%	
Total Votes Cast	733	100.00%	
Overvotes	0		
Undervotes	6		
Contest Totals	739		

### Proposition 5 – State of Texas

Vote For 1

	TOTAL	VOTE %	
For	579	80.31%	
Against	142	19.69%	
Total Votes Cast	721	100.00%	
Overvotes	0		
Undervotes	18		
Contest Totals	739		



Collin County Seal  
 Watermark Seal for Collin County.  
 Collin County Government

## PCT 022

### Proposition 6 – State of Texas

Vote For 1

	TOTAL	VOTE %	
For	493	68.66%	
Against	225	31.34%	
Total Votes Cast	718	100.00%	
Overvotes	0		
Undervotes	21		
Contest Totals	739		

### Proposition 7 – State of Texas

Vote For 1

	TOTAL	VOTE %	
For	676	92.35%	
Against	56	7.65%	
Total Votes Cast	732	100.00%	
Overvotes	0		
Undervotes	7		
Contest Totals	739		

### Proposition 8 – State of Texas

Vote For 1

	TOTAL	VOTE %	
For	634	86.26%	
Against	101	13.74%	
Total Votes Cast	735	100.00%	
Overvotes	0		
Undervotes	4		
Contest Totals	739		

### Proposition 9 – State of Texas

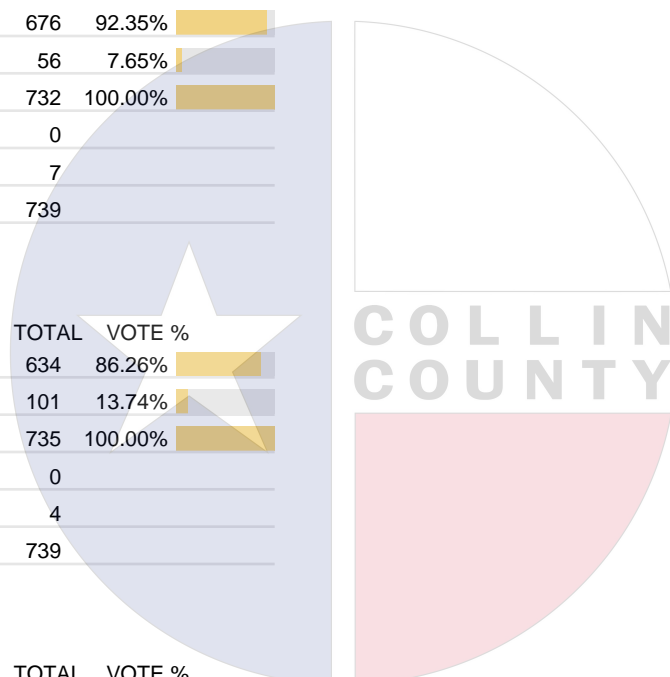
Vote For 1

	TOTAL	VOTE %	
For	596	81.98%	
Against	131	18.02%	
Total Votes Cast	727	100.00%	
Overvotes	0		
Undervotes	12		
Contest Totals	739		

### Proposition 10 – State of Texas

Vote For 1

	TOTAL	VOTE %	
For	681	93.03%	
Against	51	6.97%	
Total Votes Cast	732	100.00%	
Overvotes	1		
Undervotes	6		
Contest Totals	739		



Collin County Seal  
 Watermark Seal for Collin County.  
 Collin County Government

**PCT 022**

**Proposition 11 – State of Texas**

Vote For 1

	TOTAL	VOTE %	
For	638	86.80%	
Against	97	13.20%	
Total Votes Cast	735	100.00%	
Overvotes	0		
Undervotes	4		
Contest Totals	739		

**Proposition 12 – State of Texas**

Vote For 1

	TOTAL	VOTE %	
For	510	71.03%	
Against	208	28.97%	
Total Votes Cast	718	100.00%	
Overvotes	0		
Undervotes	21		
Contest Totals	739		

**Proposition 13 – State of Texas**

Vote For 1

	TOTAL	VOTE %	
For	685	93.20%	
Against	50	6.80%	
Total Votes Cast	735	100.00%	
Overvotes	1		
Undervotes	3		
Contest Totals	739		

**Proposition 14 – State of Texas**

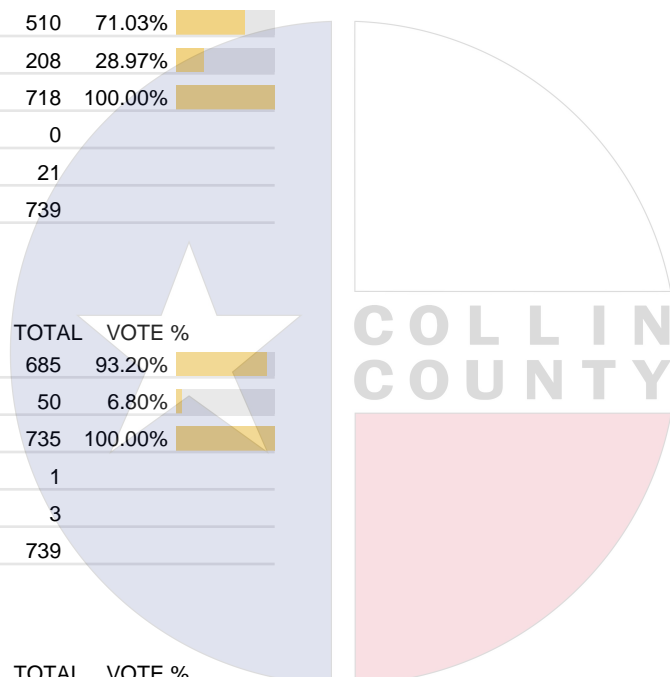
Vote For 1

	TOTAL	VOTE %	
For	470	64.21%	
Against	262	35.79%	
Total Votes Cast	732	100.00%	
Overvotes	0		
Undervotes	7		
Contest Totals	739		

**Proposition 15 – State of Texas**

Vote For 1

	TOTAL	VOTE %	
For	586	80.38%	
Against	143	19.62%	
Total Votes Cast	729	100.00%	
Overvotes	0		
Undervotes	10		
Contest Totals	739		



Collin County Seal  
 Watermark Seal for Collin County.  
 Collin County Government

## PCT 022

### Proposition 16 – State of Texas

Vote For 1

	TOTAL	VOTE %	
For	612	83.38%	
Against	122	16.62%	
Total Votes Cast	734	100.00%	
Overvotes	0		
Undervotes	5		
Contest Totals	739		

### Proposition 17 – State of Texas

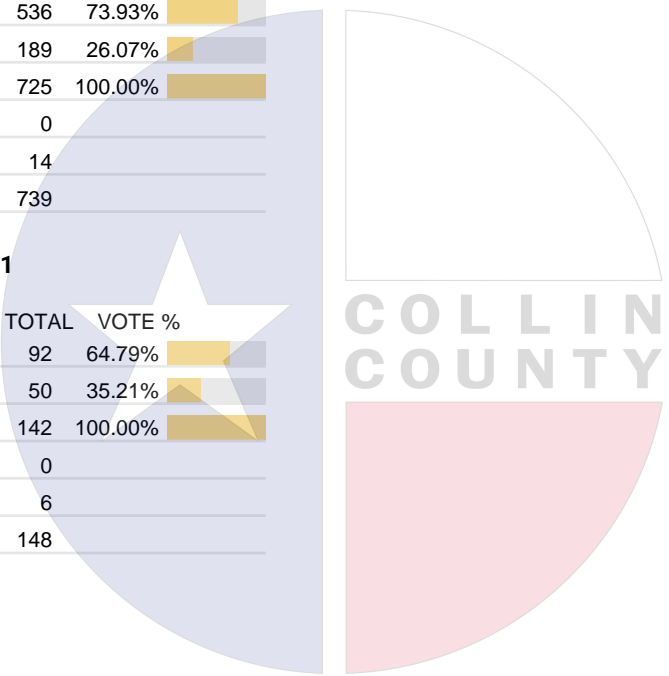
Vote For 1

	TOTAL	VOTE %	
For	536	73.93%	
Against	189	26.07%	
Total Votes Cast	725	100.00%	
Overvotes	0		
Undervotes	14		
Contest Totals	739		

### Proposition – Collin County ESD, No. 1

Vote For 1

	TOTAL	VOTE %	
For	92	64.79%	
Against	50	35.21%	
Total Votes Cast	142	100.00%	
Overvotes	0		
Undervotes	6		
Contest Totals	148		



Collin County Seal  
 Watermark Seal for Collin County.  
 Collin County Government

## PCT 023

### Proposition 1 – State of Texas

Vote For 1

	TOTAL	VOTE %	
For	256	77.11%	
Against	76	22.89%	
Total Votes Cast	332	100.00%	
Overvotes	0		
Undervotes	3		
Contest Totals	335		

### Proposition 2 – State of Texas

Vote For 1

	TOTAL	VOTE %	
For	138	41.69%	
Against	193	58.31%	
Total Votes Cast	331	100.00%	
Overvotes	1		
Undervotes	3		
Contest Totals	335		

### Proposition 3 – State of Texas

Vote For 1

	TOTAL	VOTE %	
For	131	39.70%	
Against	199	60.30%	
Total Votes Cast	330	100.00%	
Overvotes	0		
Undervotes	5		
Contest Totals	335		

### Proposition 4 – State of Texas

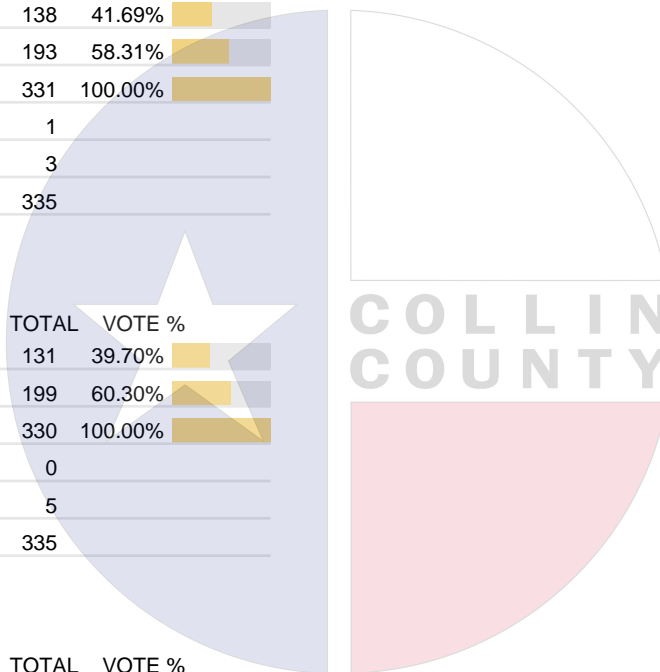
Vote For 1

	TOTAL	VOTE %	
For	259	78.96%	
Against	69	21.04%	
Total Votes Cast	328	100.00%	
Overvotes	1		
Undervotes	6		
Contest Totals	335		

### Proposition 5 – State of Texas

Vote For 1

	TOTAL	VOTE %	
For	171	52.62%	
Against	154	47.38%	
Total Votes Cast	325	100.00%	
Overvotes	0		
Undervotes	10		
Contest Totals	335		



Collin County Seal  
 Watermark Seal for Collin County.  
 Collin County Government

## PCT 023

### Proposition 6 – State of Texas

Vote For 1

	TOTAL	VOTE %	
For	104	31.71%	
Against	224	68.29%	
Total Votes Cast	328	100.00%	
Overvotes	0		
Undervotes	7		
Contest Totals	335		

### Proposition 7 – State of Texas

Vote For 1

	TOTAL	VOTE %	
For	256	77.81%	
Against	73	22.19%	
Total Votes Cast	329	100.00%	
Overvotes	0		
Undervotes	6		
Contest Totals	335		

### Proposition 8 – State of Texas

Vote For 1

	TOTAL	VOTE %	
For	169	50.90%	
Against	163	49.10%	
Total Votes Cast	332	100.00%	
Overvotes	0		
Undervotes	3		
Contest Totals	335		

### Proposition 9 – State of Texas

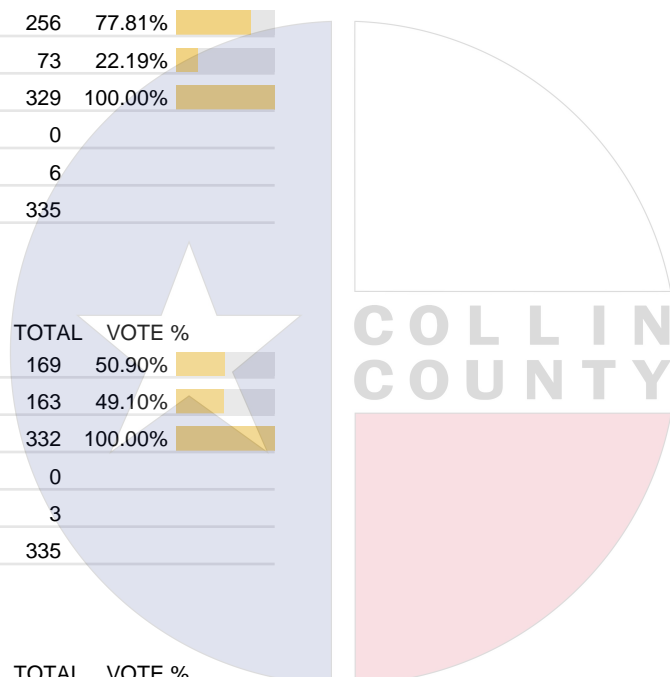
Vote For 1

	TOTAL	VOTE %	
For	178	54.27%	
Against	150	45.73%	
Total Votes Cast	328	100.00%	
Overvotes	0		
Undervotes	7		
Contest Totals	335		

### Proposition 10 – State of Texas

Vote For 1

	TOTAL	VOTE %	
For	283	85.50%	
Against	48	14.50%	
Total Votes Cast	331	100.00%	
Overvotes	0		
Undervotes	4		
Contest Totals	335		



Collin County Seal  
 Watermark Seal for Collin County.  
 Collin County Government

## PCT 023

### Proposition 11 – State of Texas

Vote For 1

	TOTAL	VOTE %	
For	214	64.85%	
Against	116	35.15%	
Total Votes Cast	330	100.00%	
Overvotes	0		
Undervotes	5		
Contest Totals	335		

### Proposition 12 – State of Texas

Vote For 1

	TOTAL	VOTE %	
For	138	42.07%	
Against	190	57.93%	
Total Votes Cast	328	100.00%	
Overvotes	0		
Undervotes	7		
Contest Totals	335		

### Proposition 13 – State of Texas

Vote For 1

	TOTAL	VOTE %	
For	210	63.83%	
Against	119	36.17%	
Total Votes Cast	329	100.00%	
Overvotes	0		
Undervotes	6		
Contest Totals	335		

### Proposition 14 – State of Texas

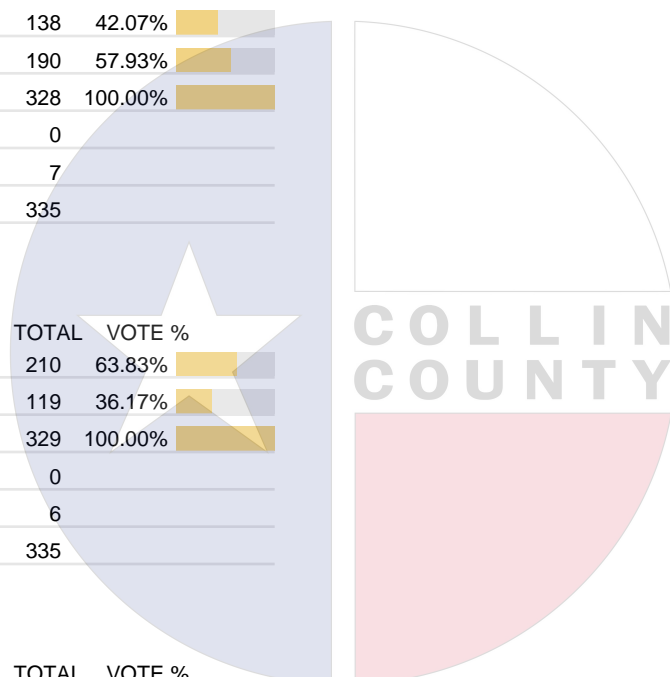
Vote For 1

	TOTAL	VOTE %	
For	270	81.33%	
Against	62	18.67%	
Total Votes Cast	332	100.00%	
Overvotes	0		
Undervotes	3		
Contest Totals	335		

### Proposition 15 – State of Texas

Vote For 1

	TOTAL	VOTE %	
For	160	48.63%	
Against	169	51.37%	
Total Votes Cast	329	100.00%	
Overvotes	0		
Undervotes	6		
Contest Totals	335		



Collin County Seal  
 Watermark Seal for Collin County.  
 Collin County Government

### PCT 023

#### Proposition 16 – State of Texas

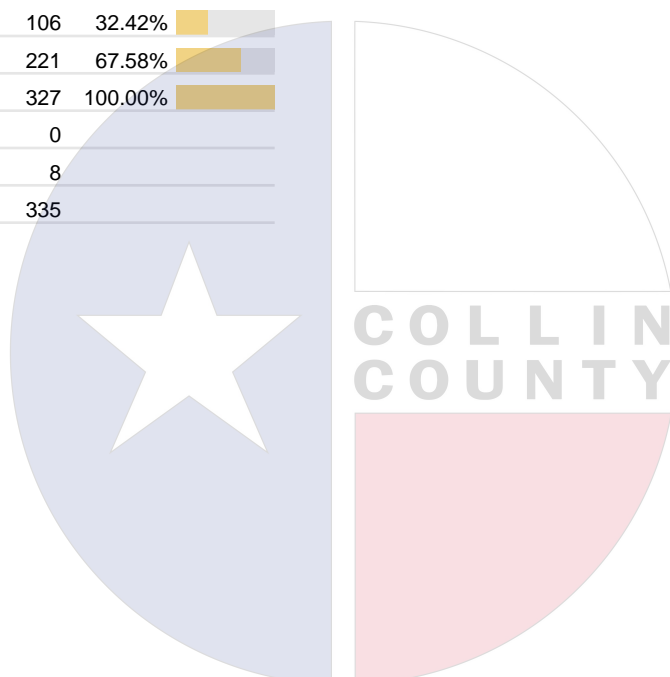
Vote For 1

	TOTAL	VOTE %	
For	151	45.35%	
Against	182	54.65%	
Total Votes Cast	333	100.00%	
Overvotes	0		
Undervotes	2		
Contest Totals	335		

#### Proposition 17 – State of Texas

Vote For 1

	TOTAL	VOTE %	
For	106	32.42%	
Against	221	67.58%	
Total Votes Cast	327	100.00%	
Overvotes	0		
Undervotes	8		
Contest Totals	335		



Collin County Seal  
 Watermark Seal for Collin County.  
 Collin County Government

## PCT 024

### Proposition 1 – State of Texas

Vote For 1

	TOTAL	VOTE %	
For	169	76.47%	
Against	52	23.53%	
Total Votes Cast	221	100.00%	
Overvotes	0		
Undervotes	3		
Contest Totals	224		

### Proposition 2 – State of Texas

Vote For 1

	TOTAL	VOTE %	
For	108	48.65%	
Against	114	51.35%	
Total Votes Cast	222	100.00%	
Overvotes	0		
Undervotes	2		
Contest Totals	224		

### Proposition 3 – State of Texas

Vote For 1

	TOTAL	VOTE %	
For	90	40.36%	
Against	133	59.64%	
Total Votes Cast	223	100.00%	
Overvotes	0		
Undervotes	1		
Contest Totals	224		

### Proposition 4 – State of Texas

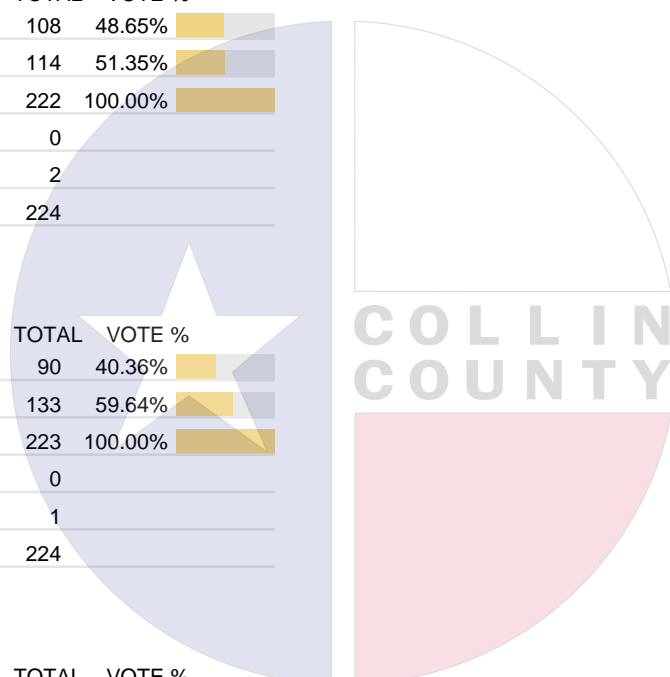
Vote For 1

	TOTAL	VOTE %	
For	164	73.21%	
Against	60	26.79%	
Total Votes Cast	224	100.00%	
Overvotes	0		
Undervotes	0		
Contest Totals	224		

### Proposition 5 – State of Texas

Vote For 1

	TOTAL	VOTE %	
For	120	55.05%	
Against	98	44.95%	
Total Votes Cast	218	100.00%	
Overvotes	0		
Undervotes	6		
Contest Totals	224		



Collin County Seal  
 Watermark Seal for Collin County.  
 Collin County Government

## PCT 024

### Proposition 6 – State of Texas

Vote For 1

	TOTAL	VOTE %	
For	88	39.82%	
Against	133	60.18%	
Total Votes Cast	221	100.00%	
Overvotes	0		
Undervotes	3		
Contest Totals	224		

### Proposition 7 – State of Texas

Vote For 1

	TOTAL	VOTE %	
For	185	82.96%	
Against	38	17.04%	
Total Votes Cast	223	100.00%	
Overvotes	0		
Undervotes	1		
Contest Totals	224		

### Proposition 8 – State of Texas

Vote For 1

	TOTAL	VOTE %	
For	124	55.61%	
Against	99	44.39%	
Total Votes Cast	223	100.00%	
Overvotes	0		
Undervotes	1		
Contest Totals	224		

### Proposition 9 – State of Texas

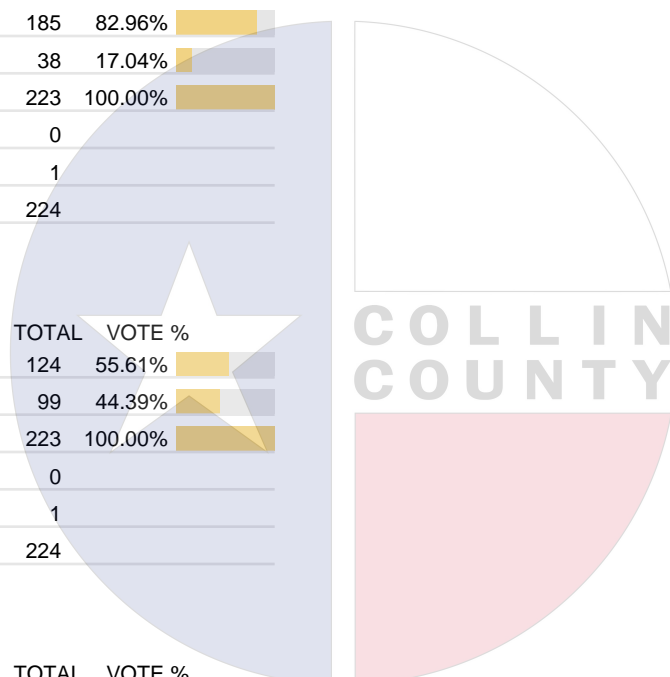
Vote For 1

	TOTAL	VOTE %	
For	112	50.68%	
Against	109	49.32%	
Total Votes Cast	221	100.00%	
Overvotes	0		
Undervotes	3		
Contest Totals	224		

### Proposition 10 – State of Texas

Vote For 1

	TOTAL	VOTE %	
For	185	83.33%	
Against	37	16.67%	
Total Votes Cast	222	100.00%	
Overvotes	0		
Undervotes	2		
Contest Totals	224		



Collin County Seal  
 Watermark Seal for Collin County.  
 Collin County Government

## PCT 024

### Proposition 11 – State of Texas

Vote For 1

	TOTAL	VOTE %	
For	163	73.09%	
Against	60	26.91%	
Total Votes Cast	223	100.00%	
Overvotes	0		
Undervotes	1		
Contest Totals	224		

### Proposition 12 – State of Texas

Vote For 1

	TOTAL	VOTE %	
For	87	39.55%	
Against	133	60.45%	
Total Votes Cast	220	100.00%	
Overvotes	0		
Undervotes	4		
Contest Totals	224		

### Proposition 13 – State of Texas

Vote For 1

	TOTAL	VOTE %	
For	169	76.13%	
Against	53	23.87%	
Total Votes Cast	222	100.00%	
Overvotes	0		
Undervotes	2		
Contest Totals	224		

### Proposition 14 – State of Texas

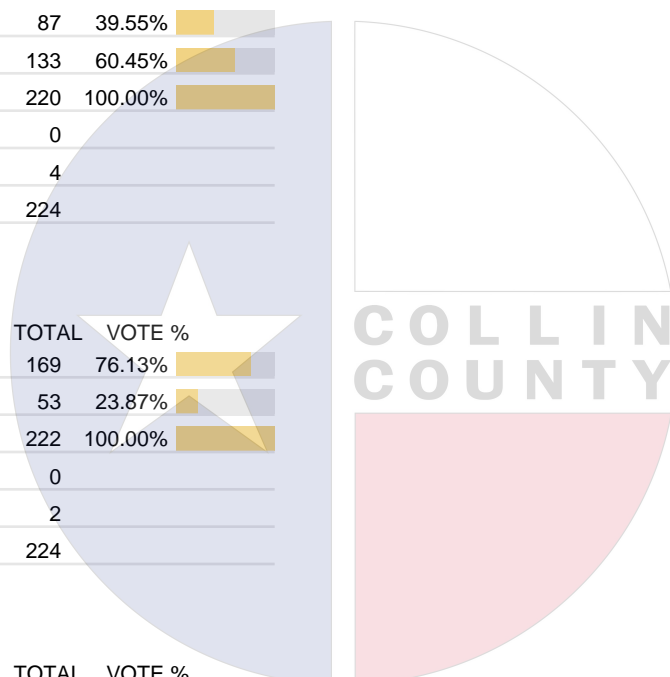
Vote For 1

	TOTAL	VOTE %	
For	166	74.77%	
Against	56	25.23%	
Total Votes Cast	222	100.00%	
Overvotes	0		
Undervotes	2		
Contest Totals	224		

### Proposition 15 – State of Texas

Vote For 1

	TOTAL	VOTE %	
For	100	44.84%	
Against	123	55.16%	
Total Votes Cast	223	100.00%	
Overvotes	0		
Undervotes	1		
Contest Totals	224		



Collin County Seal  
 Watermark Seal for Collin County.  
 Collin County Government

**PCT 024**

**Proposition 16 – State of Texas**

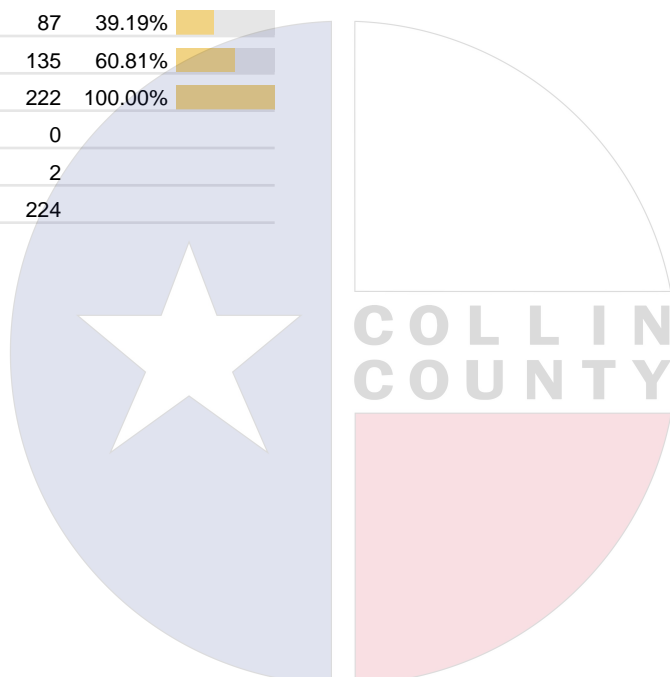
Vote For 1

	TOTAL	VOTE %	
For	107	48.42%	
Against	114	51.58%	
Total Votes Cast	221	100.00%	
Overvotes	0		
Undervotes	3		
Contest Totals	224		

**Proposition 17 – State of Texas**

Vote For 1

	TOTAL	VOTE %	
For	87	39.19%	
Against	135	60.81%	
Total Votes Cast	222	100.00%	
Overvotes	0		
Undervotes	2		
Contest Totals	224		



Collin County Seal  
 Watermark Seal for Collin County.  
 Collin County Government

## PCT 025

### Proposition 1 – State of Texas

Vote For 1

	TOTAL	VOTE %	
For	481	72.33%	
Against	184	27.67%	
Total Votes Cast	665	100.00%	
Overvotes	0		
Undervotes	6		
Contest Totals	671		

### Proposition 2 – State of Texas

Vote For 1

	TOTAL	VOTE %	
For	420	62.97%	
Against	247	37.03%	
Total Votes Cast	667	100.00%	
Overvotes	1		
Undervotes	3		
Contest Totals	671		

### Proposition 3 – State of Texas

Vote For 1

	TOTAL	VOTE %	
For	330	49.70%	
Against	334	50.30%	
Total Votes Cast	664	100.00%	
Overvotes	0		
Undervotes	7		
Contest Totals	671		

### Proposition 4 – State of Texas

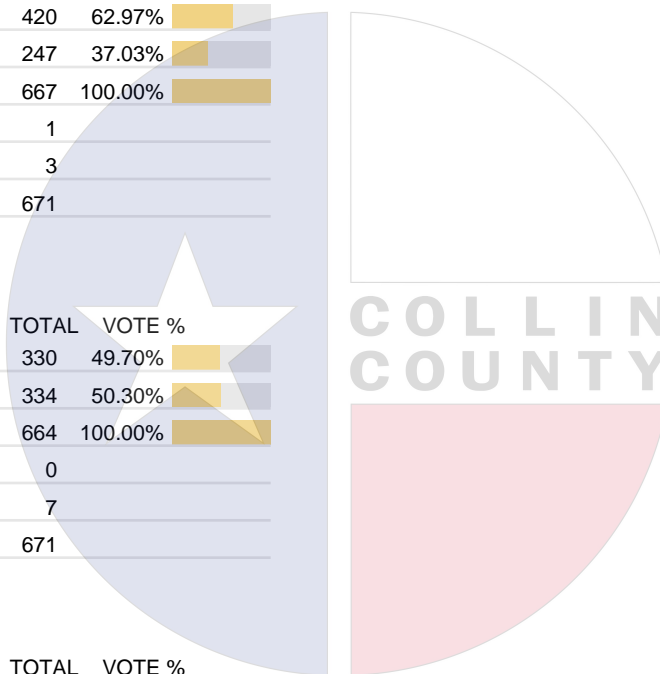
Vote For 1

	TOTAL	VOTE %	
For	498	75.00%	
Against	166	25.00%	
Total Votes Cast	664	100.00%	
Overvotes	0		
Undervotes	7		
Contest Totals	671		

### Proposition 5 – State of Texas

Vote For 1

	TOTAL	VOTE %	
For	441	66.72%	
Against	220	33.28%	
Total Votes Cast	661	100.00%	
Overvotes	2		
Undervotes	8		
Contest Totals	671		



Collin County Seal  
 Watermark Seal for Collin County.  
 Collin County Government

## PCT 025

### Proposition 6 – State of Texas

Vote For 1

	TOTAL	VOTE %	
For	353	53.65%	
Against	305	46.35%	
Total Votes Cast	658	100.00%	
Overvotes	2		
Undervotes	11		
Contest Totals	671		

### Proposition 7 – State of Texas

Vote For 1

	TOTAL	VOTE %	
For	572	86.02%	
Against	93	13.98%	
Total Votes Cast	665	100.00%	
Overvotes	0		
Undervotes	6		
Contest Totals	671		

### Proposition 8 – State of Texas

Vote For 1

	TOTAL	VOTE %	
For	450	67.26%	
Against	219	32.74%	
Total Votes Cast	669	100.00%	
Overvotes	0		
Undervotes	2		
Contest Totals	671		

### Proposition 9 – State of Texas

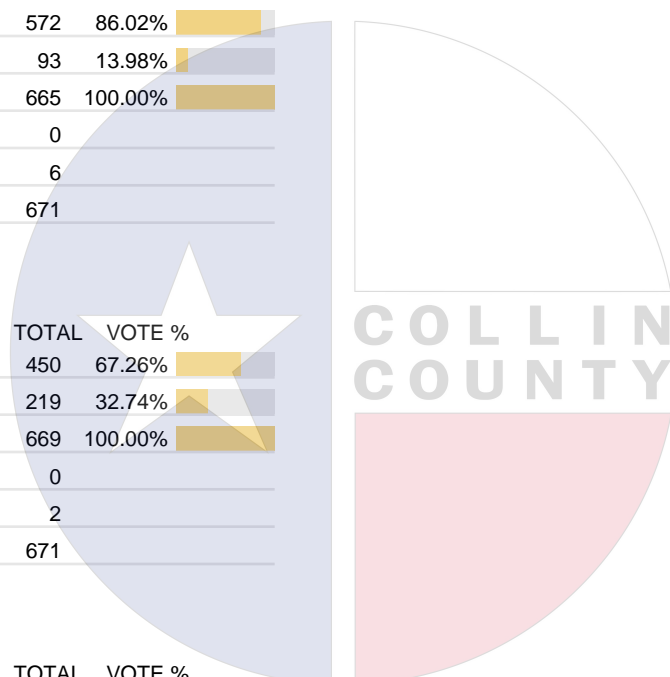
Vote For 1

	TOTAL	VOTE %	
For	470	70.68%	
Against	195	29.32%	
Total Votes Cast	665	100.00%	
Overvotes	0		
Undervotes	6		
Contest Totals	671		

### Proposition 10 – State of Texas

Vote For 1

	TOTAL	VOTE %	
For	595	89.34%	
Against	71	10.66%	
Total Votes Cast	666	100.00%	
Overvotes	0		
Undervotes	5		
Contest Totals	671		



Collin County Seal  
 Watermark Seal for Collin County.  
 Collin County Government

## PCT 025

### Proposition 11 – State of Texas

Vote For 1

	TOTAL	VOTE %	
For	541	81.23%	
Against	125	18.77%	
Total Votes Cast	666	100.00%	
Overvotes	2		
Undervotes	3		
Contest Totals	671		

### Proposition 12 – State of Texas

Vote For 1

	TOTAL	VOTE %	
For	337	50.91%	
Against	325	49.09%	
Total Votes Cast	662	100.00%	
Overvotes	0		
Undervotes	9		
Contest Totals	671		

### Proposition 13 – State of Texas

Vote For 1

	TOTAL	VOTE %	
For	561	83.86%	
Against	108	16.14%	
Total Votes Cast	669	100.00%	
Overvotes	0		
Undervotes	2		
Contest Totals	671		

### Proposition 14 – State of Texas

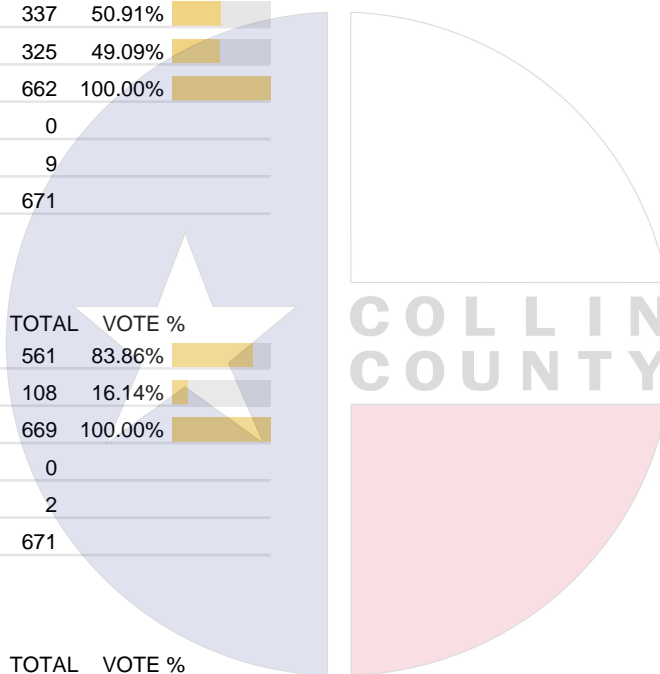
Vote For 1

	TOTAL	VOTE %	
For	445	66.72%	
Against	222	33.28%	
Total Votes Cast	667	100.00%	
Overvotes	0		
Undervotes	4		
Contest Totals	671		

### Proposition 15 – State of Texas

Vote For 1

	TOTAL	VOTE %	
For	443	66.22%	
Against	226	33.78%	
Total Votes Cast	669	100.00%	
Overvotes	0		
Undervotes	2		
Contest Totals	671		



Collin County Seal  
 Watermark Seal for Collin County.  
 Collin County Government

## PCT 025

### Proposition 16 – State of Texas

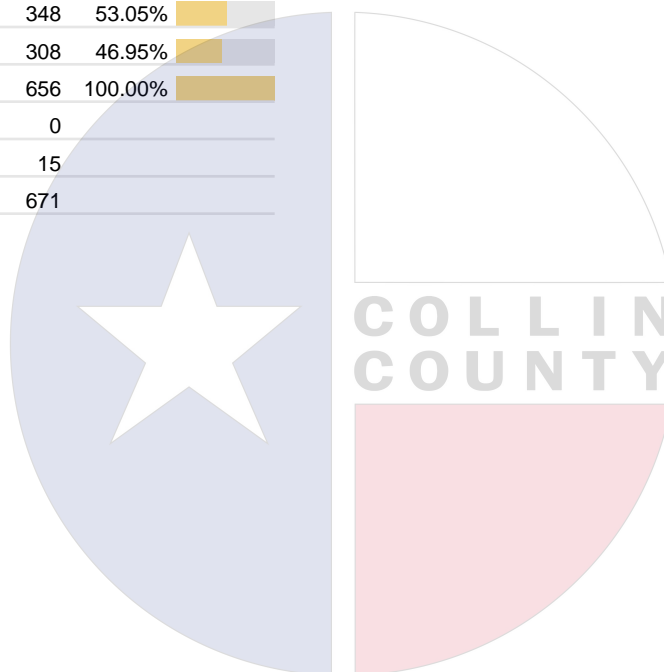
Vote For 1

	TOTAL	VOTE %	
For	425	63.72%	
Against	242	36.28%	
Total Votes Cast	667	100.00%	
Overvotes	1		
Undervotes	3		
Contest Totals	671		

### Proposition 17 – State of Texas

Vote For 1

	TOTAL	VOTE %	
For	348	53.05%	
Against	308	46.95%	
Total Votes Cast	656	100.00%	
Overvotes	0		
Undervotes	15		
Contest Totals	671		



Collin County Seal  
 Watermark Seal for Collin County.  
 Collin County Government

## PCT 026

### Proposition 1 – State of Texas

Vote For 1

	TOTAL	VOTE %	
For	161	74.19%	
Against	56	25.81%	
Total Votes Cast	217	100.00%	
Overvotes	0		
Undervotes	0		
Contest Totals	217		

### Proposition 2 – State of Texas

Vote For 1

	TOTAL	VOTE %	
For	110	50.93%	
Against	106	49.07%	
Total Votes Cast	216	100.00%	
Overvotes	0		
Undervotes	1		
Contest Totals	217		

### Proposition 3 – State of Texas

Vote For 1

	TOTAL	VOTE %	
For	108	50.23%	
Against	107	49.77%	
Total Votes Cast	215	100.00%	
Overvotes	0		
Undervotes	2		
Contest Totals	217		

### Proposition 4 – State of Texas

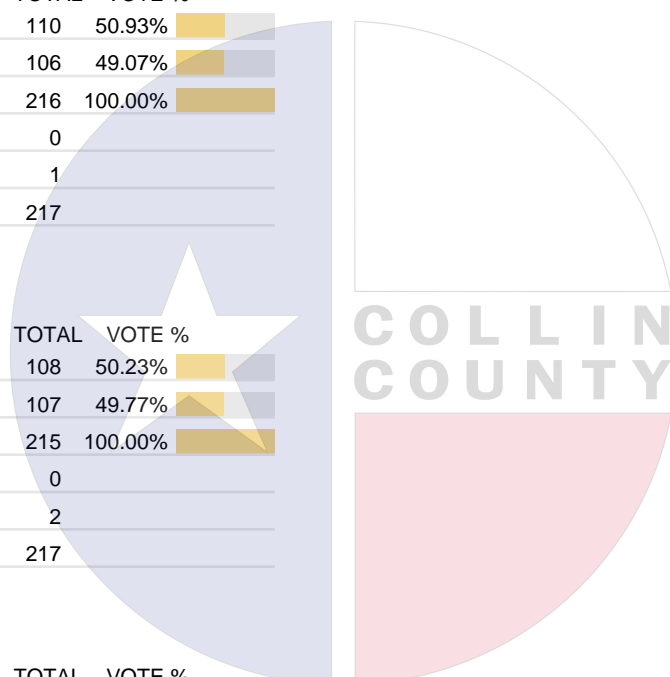
Vote For 1

	TOTAL	VOTE %	
For	165	76.39%	
Against	51	23.61%	
Total Votes Cast	216	100.00%	
Overvotes	0		
Undervotes	1		
Contest Totals	217		

### Proposition 5 – State of Texas

Vote For 1

	TOTAL	VOTE %	
For	139	65.57%	
Against	73	34.43%	
Total Votes Cast	212	100.00%	
Overvotes	0		
Undervotes	5		
Contest Totals	217		



## PCT 026

### Proposition 6 – State of Texas

Vote For 1

	TOTAL	VOTE %	
For	83	39.15%	
Against	129	60.85%	
Total Votes Cast	212	100.00%	
Overvotes	0		
Undervotes	5		
Contest Totals	217		

### Proposition 7 – State of Texas

Vote For 1

	TOTAL	VOTE %	
For	185	85.25%	
Against	32	14.75%	
Total Votes Cast	217	100.00%	
Overvotes	0		
Undervotes	0		
Contest Totals	217		

### Proposition 8 – State of Texas

Vote For 1

	TOTAL	VOTE %	
For	124	57.67%	
Against	91	42.33%	
Total Votes Cast	215	100.00%	
Overvotes	1		
Undervotes	1		
Contest Totals	217		

### Proposition 9 – State of Texas

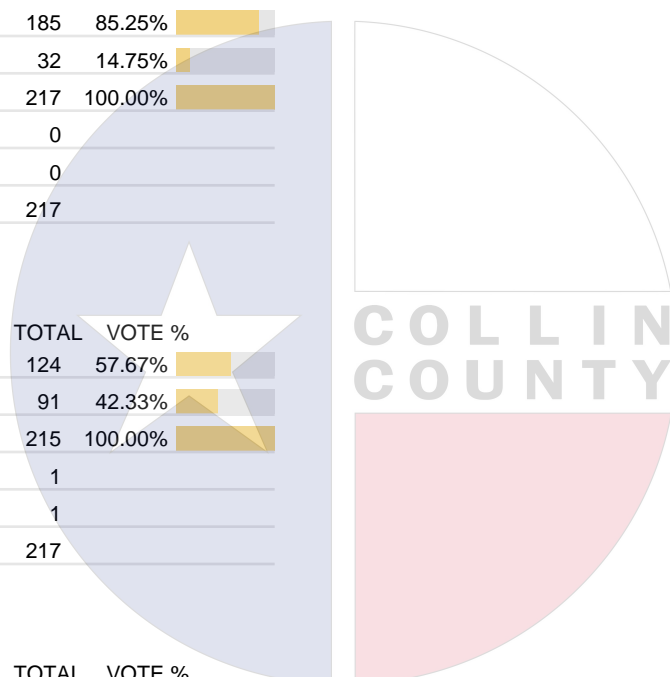
Vote For 1

	TOTAL	VOTE %	
For	137	63.72%	
Against	78	36.28%	
Total Votes Cast	215	100.00%	
Overvotes	0		
Undervotes	2		
Contest Totals	217		

### Proposition 10 – State of Texas

Vote For 1

	TOTAL	VOTE %	
For	187	86.57%	
Against	29	13.43%	
Total Votes Cast	216	100.00%	
Overvotes	0		
Undervotes	1		
Contest Totals	217		



Collin County Seal  
 Watermark Seal for Collin County.  
 Collin County Government

## PCT 026

### Proposition 11 – State of Texas

Vote For 1

	TOTAL	VOTE %	
For	173	80.09%	
Against	43	19.91%	
Total Votes Cast	216	100.00%	
Overvotes	0		
Undervotes	1		
Contest Totals	217		

### Proposition 12 – State of Texas

Vote For 1

	TOTAL	VOTE %	
For	106	49.53%	
Against	108	50.47%	
Total Votes Cast	214	100.00%	
Overvotes	0		
Undervotes	3		
Contest Totals	217		

### Proposition 13 – State of Texas

Vote For 1

	TOTAL	VOTE %	
For	179	83.26%	
Against	36	16.74%	
Total Votes Cast	215	100.00%	
Overvotes	0		
Undervotes	2		
Contest Totals	217		

### Proposition 14 – State of Texas

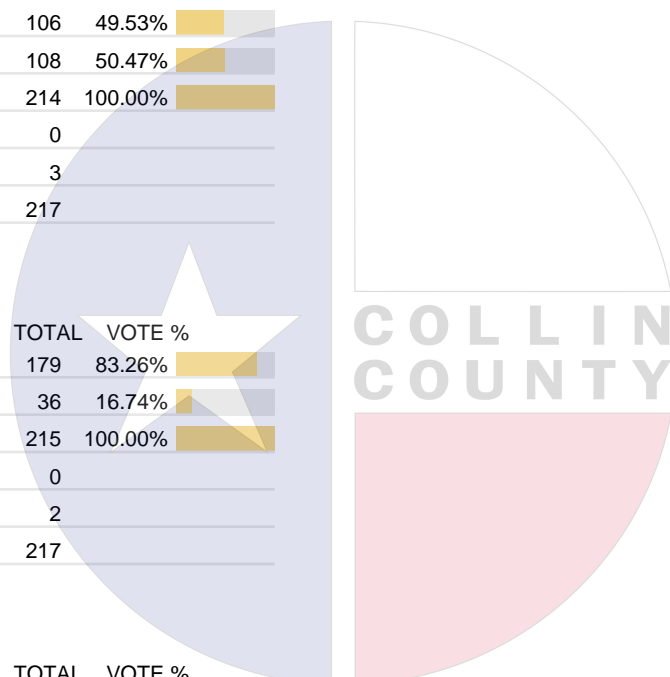
Vote For 1

	TOTAL	VOTE %	
For	147	67.74%	
Against	70	32.26%	
Total Votes Cast	217	100.00%	
Overvotes	0		
Undervotes	0		
Contest Totals	217		

### Proposition 15 – State of Texas

Vote For 1

	TOTAL	VOTE %	
For	119	55.61%	
Against	95	44.39%	
Total Votes Cast	214	100.00%	
Overvotes	0		
Undervotes	3		
Contest Totals	217		



Collin County Seal  
 Watermark Seal for Collin County.  
 Collin County Government

## PCT 026

### Proposition 16 – State of Texas

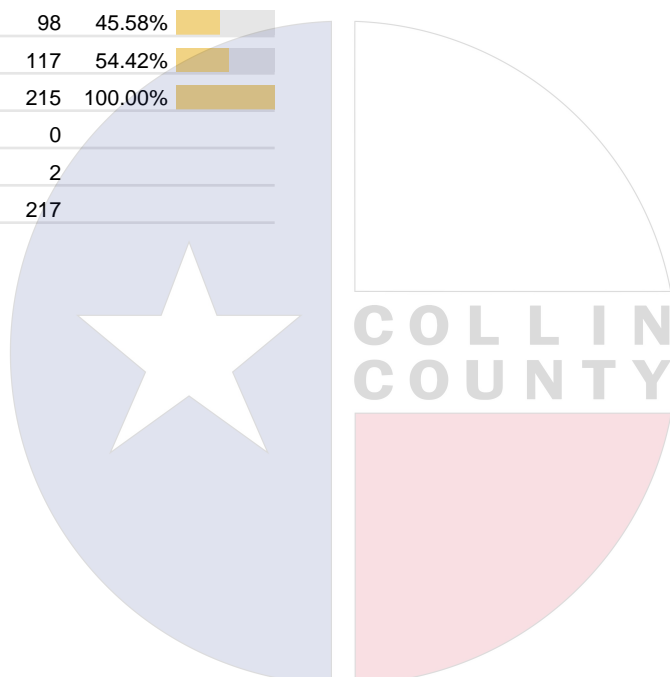
Vote For 1

	TOTAL	VOTE %	
For	118	54.63%	
Against	98	45.37%	
Total Votes Cast	216	100.00%	
Overvotes	0		
Undervotes	1		
Contest Totals	217		

### Proposition 17 – State of Texas

Vote For 1

	TOTAL	VOTE %	
For	98	45.58%	
Against	117	54.42%	
Total Votes Cast	215	100.00%	
Overvotes	0		
Undervotes	2		
Contest Totals	217		



Collin County Seal  
 Watermark Seal for Collin County.  
 Collin County Government

**PCT 027**

**Proposition 1 – State of Texas**

Vote For 1

	TOTAL	VOTE %	
For	263	67.78%	
Against	125	32.22%	
Total Votes Cast	388	100.00%	
Overvotes	1		
Undervotes	7		
Contest Totals	396		

**Proposition 2 – State of Texas**

Vote For 1

	TOTAL	VOTE %	
For	249	63.85%	
Against	141	36.15%	
Total Votes Cast	390	100.00%	
Overvotes	1		
Undervotes	5		
Contest Totals	396		

**Proposition 3 – State of Texas**

Vote For 1

	TOTAL	VOTE %	
For	216	54.96%	
Against	177	45.04%	
Total Votes Cast	393	100.00%	
Overvotes	0		
Undervotes	3		
Contest Totals	396		

**Proposition 4 – State of Texas**

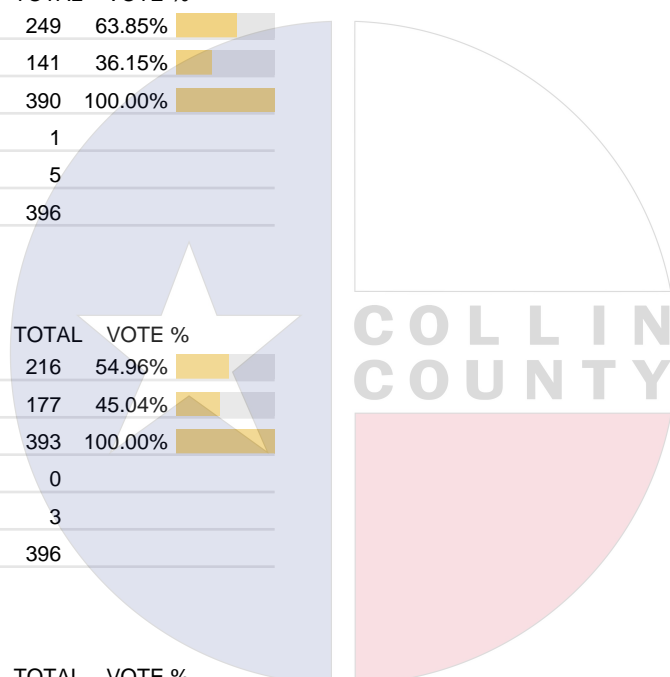
Vote For 1

	TOTAL	VOTE %	
For	283	72.01%	
Against	110	27.99%	
Total Votes Cast	393	100.00%	
Overvotes	0		
Undervotes	3		
Contest Totals	396		

**Proposition 5 – State of Texas**

Vote For 1

	TOTAL	VOTE %	
For	271	70.03%	
Against	116	29.97%	
Total Votes Cast	387	100.00%	
Overvotes	0		
Undervotes	9		
Contest Totals	396		



Collin County Seal  
 Watermark Seal for Collin County.  
 Collin County Government

## PCT 027

### Proposition 6 – State of Texas

Vote For 1

	TOTAL	VOTE %	
For	207	53.35%	
Against	181	46.65%	
Total Votes Cast	388	100.00%	
Overvotes	0		
Undervotes	8		
Contest Totals	396		

### Proposition 7 – State of Texas

Vote For 1

	TOTAL	VOTE %	
For	347	88.07%	
Against	47	11.93%	
Total Votes Cast	394	100.00%	
Overvotes	0		
Undervotes	2		
Contest Totals	396		

### Proposition 8 – State of Texas

Vote For 1

	TOTAL	VOTE %	
For	267	67.77%	
Against	127	32.23%	
Total Votes Cast	394	100.00%	
Overvotes	0		
Undervotes	2		
Contest Totals	396		

### Proposition 9 – State of Texas

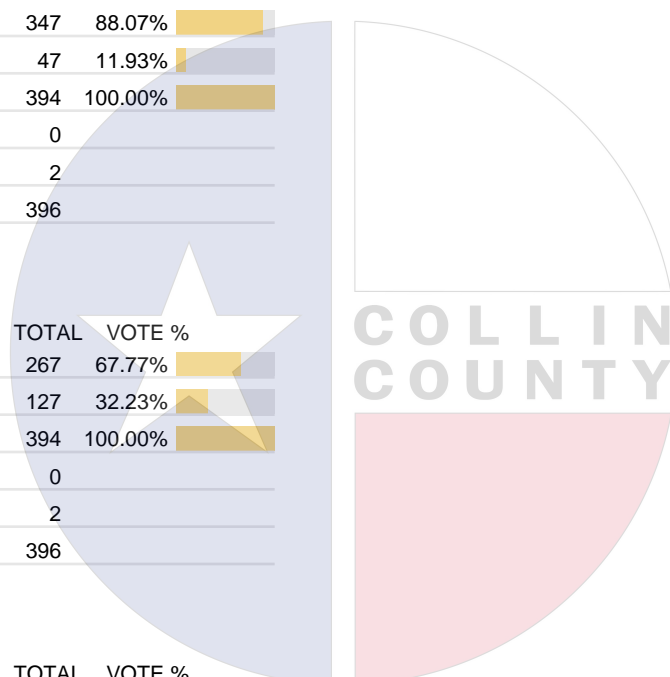
Vote For 1

	TOTAL	VOTE %	
For	271	69.49%	
Against	119	30.51%	
Total Votes Cast	390	100.00%	
Overvotes	0		
Undervotes	6		
Contest Totals	396		

### Proposition 10 – State of Texas

Vote For 1

	TOTAL	VOTE %	
For	354	89.62%	
Against	41	10.38%	
Total Votes Cast	395	100.00%	
Overvotes	0		
Undervotes	1		
Contest Totals	396		



Collin County Seal  
 Watermark Seal for Collin County.  
 Collin County Government

## PCT 027

### Proposition 11 – State of Texas

Vote For 1

	TOTAL	VOTE %	
For	310	78.68%	
Against	84	21.32%	
Total Votes Cast	394	100.00%	
Overvotes	0		
Undervotes	2		
Contest Totals	396		

### Proposition 12 – State of Texas

Vote For 1

	TOTAL	VOTE %	
For	237	60.93%	
Against	152	39.07%	
Total Votes Cast	389	100.00%	
Overvotes	0		
Undervotes	7		
Contest Totals	396		

### Proposition 13 – State of Texas

Vote For 1

	TOTAL	VOTE %	
For	341	86.55%	
Against	53	13.45%	
Total Votes Cast	394	100.00%	
Overvotes	0		
Undervotes	2		
Contest Totals	396		

### Proposition 14 – State of Texas

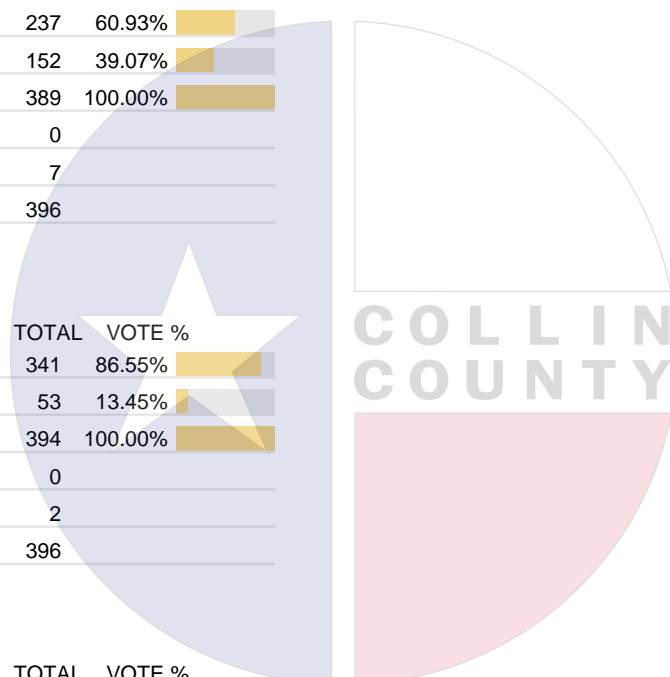
Vote For 1

	TOTAL	VOTE %	
For	262	66.67%	
Against	131	33.33%	
Total Votes Cast	393	100.00%	
Overvotes	0		
Undervotes	3		
Contest Totals	396		

### Proposition 15 – State of Texas

Vote For 1

	TOTAL	VOTE %	
For	261	66.24%	
Against	133	33.76%	
Total Votes Cast	394	100.00%	
Overvotes	0		
Undervotes	2		
Contest Totals	396		



Collin County Seal  
 Watermark Seal for Collin County.  
 Collin County Government

**PCT 027**

**Proposition 16 – State of Texas**

Vote For 1

	TOTAL	VOTE %	
For	280	70.71%	
Against	116	29.29%	
Total Votes Cast	396	100.00%	
Overvotes	0		
Undervotes	0		
Contest Totals	396		

**Proposition 17 – State of Texas**

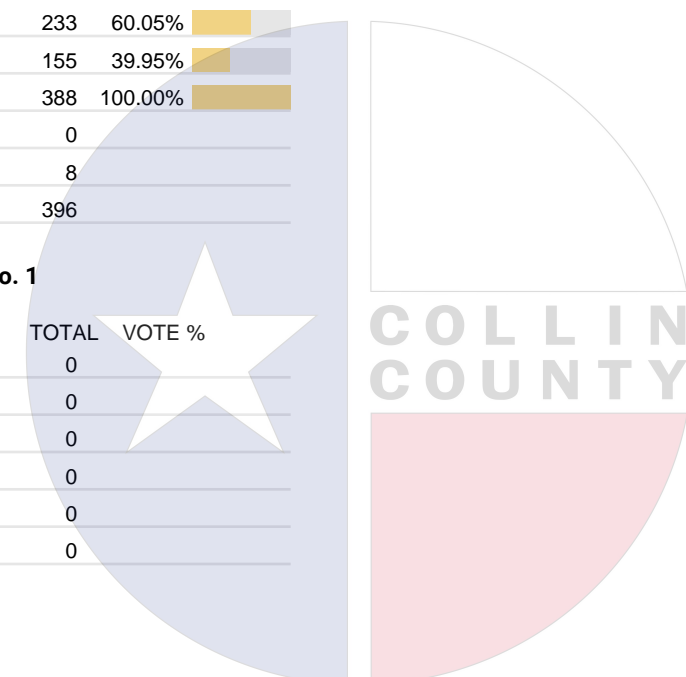
Vote For 1

	TOTAL	VOTE %	
For	233	60.05%	
Against	155	39.95%	
Total Votes Cast	388	100.00%	
Overvotes	0		
Undervotes	8		
Contest Totals	396		

**Proposition – Collin County ESD, No. 1**

Vote For 1

	TOTAL	VOTE %	
For	0		
Against	0		
Total Votes Cast	0		
Overvotes	0		
Undervotes	0		
Contest Totals	0		



Collin County Seal  
 Watermark Seal for Collin County.  
 Collin County Government

**PCT 028**

**Proposition 1 – State of Texas**

Vote For 1

	TOTAL	VOTE %	
For	474	75.00%	
Against	158	25.00%	
Total Votes Cast	632	100.00%	
Overvotes	1		
Undervotes	12		
Contest Totals	645		

**Proposition 2 – State of Texas**

Vote For 1

	TOTAL	VOTE %	
For	372	58.40%	
Against	265	41.60%	
Total Votes Cast	637	100.00%	
Overvotes	0		
Undervotes	8		
Contest Totals	645		

**Proposition 3 – State of Texas**

Vote For 1

	TOTAL	VOTE %	
For	348	54.21%	
Against	294	45.79%	
Total Votes Cast	642	100.00%	
Overvotes	0		
Undervotes	3		
Contest Totals	645		

**Proposition 4 – State of Texas**

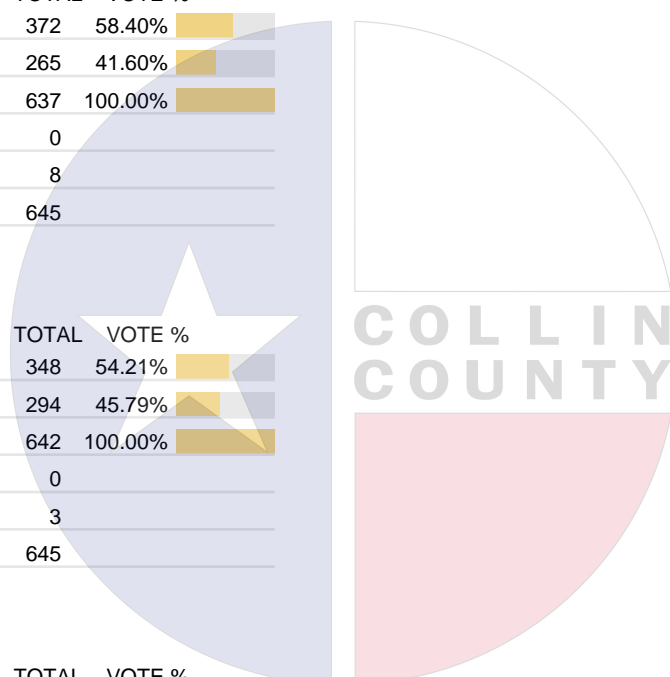
Vote For 1

	TOTAL	VOTE %	
For	498	78.06%	
Against	140	21.94%	
Total Votes Cast	638	100.00%	
Overvotes	0		
Undervotes	7		
Contest Totals	645		

**Proposition 5 – State of Texas**

Vote For 1

	TOTAL	VOTE %	
For	428	68.26%	
Against	199	31.74%	
Total Votes Cast	627	100.00%	
Overvotes	0		
Undervotes	18		
Contest Totals	645		



Collin County Seal  
 Watermark Seal for Collin County.  
 Collin County Government

## PCT 028

### Proposition 6 – State of Texas

Vote For 1

	TOTAL	VOTE %	
For	316	50.24%	
Against	313	49.76%	
Total Votes Cast	629	100.00%	
Overvotes	0		
Undervotes	16		
Contest Totals	645		

### Proposition 7 – State of Texas

Vote For 1

	TOTAL	VOTE %	
For	562	87.81%	
Against	78	12.19%	
Total Votes Cast	640	100.00%	
Overvotes	0		
Undervotes	5		
Contest Totals	645		

### Proposition 8 – State of Texas

Vote For 1

	TOTAL	VOTE %	
For	418	65.72%	
Against	218	34.28%	
Total Votes Cast	636	100.00%	
Overvotes	0		
Undervotes	9		
Contest Totals	645		

### Proposition 9 – State of Texas

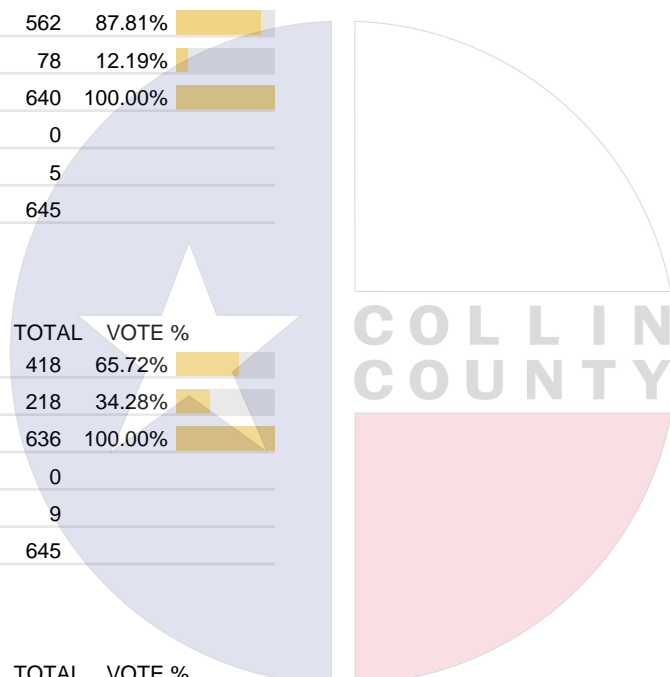
Vote For 1

	TOTAL	VOTE %	
For	413	65.04%	
Against	222	34.96%	
Total Votes Cast	635	100.00%	
Overvotes	0		
Undervotes	10		
Contest Totals	645		

### Proposition 10 – State of Texas

Vote For 1

	TOTAL	VOTE %	
For	565	89.12%	
Against	69	10.88%	
Total Votes Cast	634	100.00%	
Overvotes	0		
Undervotes	11		
Contest Totals	645		



Collin County Seal  
 Watermark Seal for Collin County.  
 Collin County Government

## PCT 028

### Proposition 11 – State of Texas

Vote For 1

	TOTAL	VOTE %	
For	505	79.78%	
Against	128	20.22%	
Total Votes Cast	633	100.00%	
Overvotes	4		
Undervotes	8		
Contest Totals	645		

### Proposition 12 – State of Texas

Vote For 1

	TOTAL	VOTE %	
For	330	52.30%	
Against	301	47.70%	
Total Votes Cast	631	100.00%	
Overvotes	1		
Undervotes	13		
Contest Totals	645		

### Proposition 13 – State of Texas

Vote For 1

	TOTAL	VOTE %	
For	525	82.16%	
Against	114	17.84%	
Total Votes Cast	639	100.00%	
Overvotes	0		
Undervotes	6		
Contest Totals	645		

### Proposition 14 – State of Texas

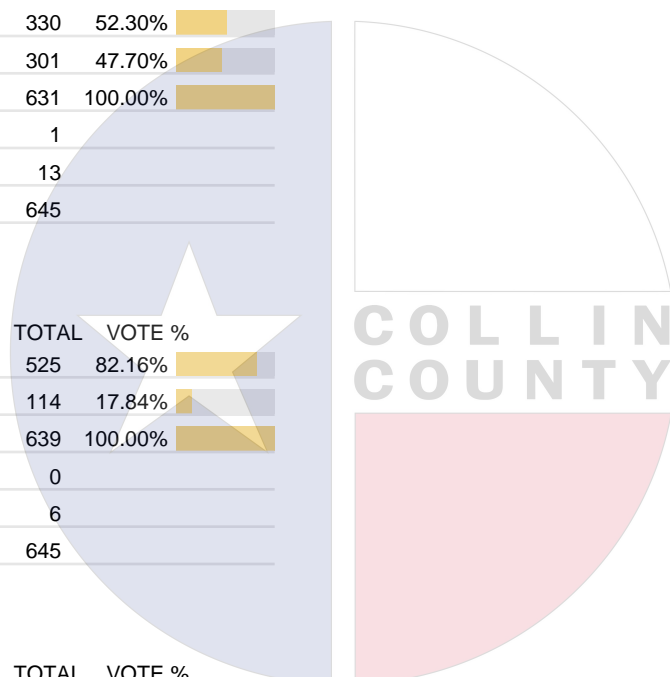
Vote For 1

	TOTAL	VOTE %	
For	478	74.92%	
Against	160	25.08%	
Total Votes Cast	638	100.00%	
Overvotes	1		
Undervotes	6		
Contest Totals	645		

### Proposition 15 – State of Texas

Vote For 1

	TOTAL	VOTE %	
For	388	60.62%	
Against	252	39.38%	
Total Votes Cast	640	100.00%	
Overvotes	0		
Undervotes	5		
Contest Totals	645		






Collin County Seal  
 Watermark Seal for Collin County.  
 Collin County Government

## PCT 028




### Proposition 16 – State of Texas

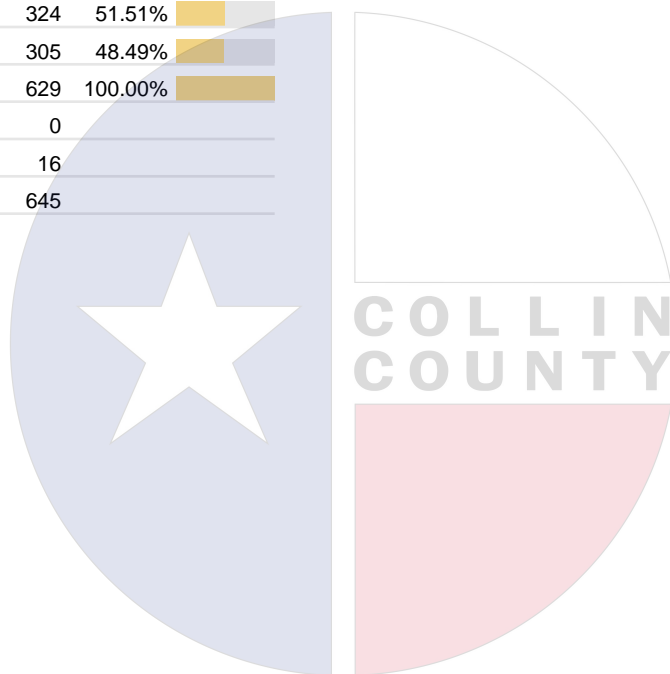
Vote For 1

	TOTAL	VOTE %	
For	408	63.55%	
Against	234	36.45%	
Total Votes Cast	642	100.00%	
Overvotes	0		
Undervotes	3		
Contest Totals	645		

### Proposition 17 – State of Texas

Vote For 1

	TOTAL	VOTE %	
For	324	51.51%	
Against	305	48.49%	
Total Votes Cast	629	100.00%	
Overvotes	0		
Undervotes	16		
Contest Totals	645		



Collin County Seal  
 Watermark Seal for Collin County.  
 Collin County Government

## PCT 029

### Proposition 1 – State of Texas

Vote For 1

	TOTAL	VOTE %	
For	434	66.06%	
Against	223	33.94%	
Total Votes Cast	657	100.00%	
Overvotes	1		
Undervotes	6		
Contest Totals	664		

### Proposition 2 – State of Texas

Vote For 1

	TOTAL	VOTE %	
For	469	71.17%	
Against	190	28.83%	
Total Votes Cast	659	100.00%	
Overvotes	1		
Undervotes	4		
Contest Totals	664		

### Proposition 3 – State of Texas

Vote For 1

	TOTAL	VOTE %	
For	380	57.66%	
Against	279	42.34%	
Total Votes Cast	659	100.00%	
Overvotes	0		
Undervotes	5		
Contest Totals	664		

### Proposition 4 – State of Texas

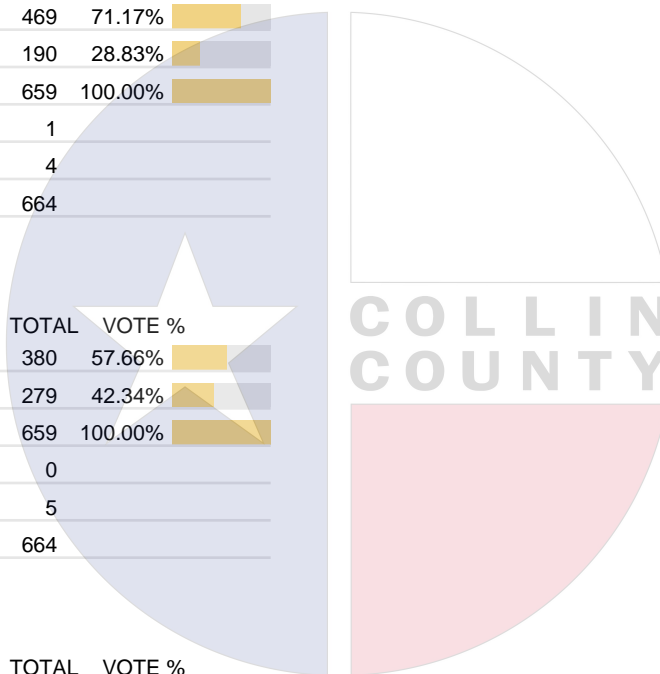
Vote For 1

	TOTAL	VOTE %	
For	484	73.56%	
Against	174	26.44%	
Total Votes Cast	658	100.00%	
Overvotes	0		
Undervotes	6		
Contest Totals	664		

### Proposition 5 – State of Texas

Vote For 1

	TOTAL	VOTE %	
For	456	70.26%	
Against	193	29.74%	
Total Votes Cast	649	100.00%	
Overvotes	1		
Undervotes	14		
Contest Totals	664		



Collin County Seal  
 Watermark Seal for Collin County.  
 Collin County Government

## PCT 029

### Proposition 6 – State of Texas

Vote For 1

	TOTAL	VOTE %	
For	401	61.69%	
Against	249	38.31%	
Total Votes Cast	650	100.00%	
Overvotes	0		
Undervotes	14		
Contest Totals	664		

### Proposition 7 – State of Texas

Vote For 1

	TOTAL	VOTE %	
For	594	90.14%	
Against	65	9.86%	
Total Votes Cast	659	100.00%	
Overvotes	0		
Undervotes	5		
Contest Totals	664		

### Proposition 8 – State of Texas

Vote For 1

	TOTAL	VOTE %	
For	501	75.91%	
Against	159	24.09%	
Total Votes Cast	660	100.00%	
Overvotes	0		
Undervotes	4		
Contest Totals	664		

### Proposition 9 – State of Texas

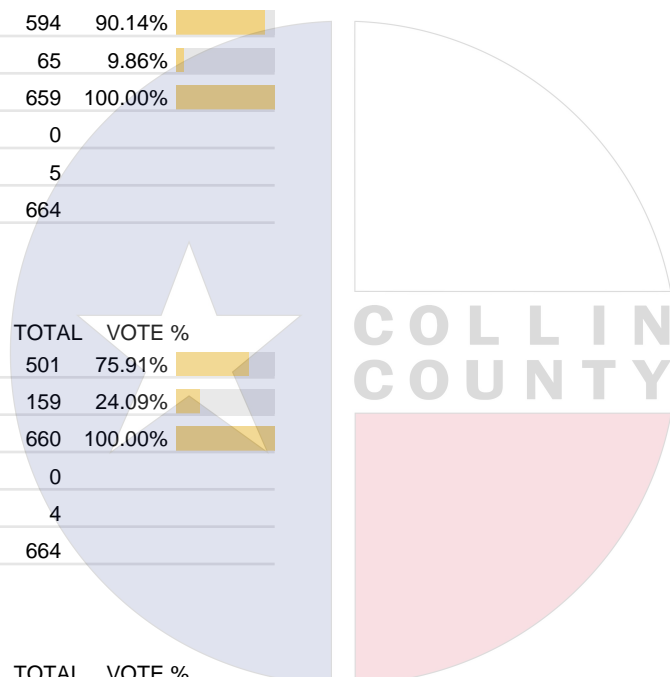
Vote For 1

	TOTAL	VOTE %	
For	477	73.05%	
Against	176	26.95%	
Total Votes Cast	653	100.00%	
Overvotes	1		
Undervotes	10		
Contest Totals	664		

### Proposition 10 – State of Texas

Vote For 1

	TOTAL	VOTE %	
For	611	92.58%	
Against	49	7.42%	
Total Votes Cast	660	100.00%	
Overvotes	0		
Undervotes	4		
Contest Totals	664		



Collin County Seal  
 Watermark Seal for Collin County.  
 Collin County Government

**PCT 029**

**Proposition 11 – State of Texas**

Vote For 1

	TOTAL	VOTE %	
For	544	82.67%	
Against	114	17.33%	
Total Votes Cast	658	100.00%	
Overvotes	0		
Undervotes	6		
Contest Totals	664		

**Proposition 12 – State of Texas**

Vote For 1

	TOTAL	VOTE %	
For	406	62.08%	
Against	248	37.92%	
Total Votes Cast	654	100.00%	
Overvotes	0		
Undervotes	10		
Contest Totals	664		

**Proposition 13 – State of Texas**

Vote For 1

	TOTAL	VOTE %	
For	588	88.96%	
Against	73	11.04%	
Total Votes Cast	661	100.00%	
Overvotes	0		
Undervotes	3		
Contest Totals	664		

**Proposition 14 – State of Texas**

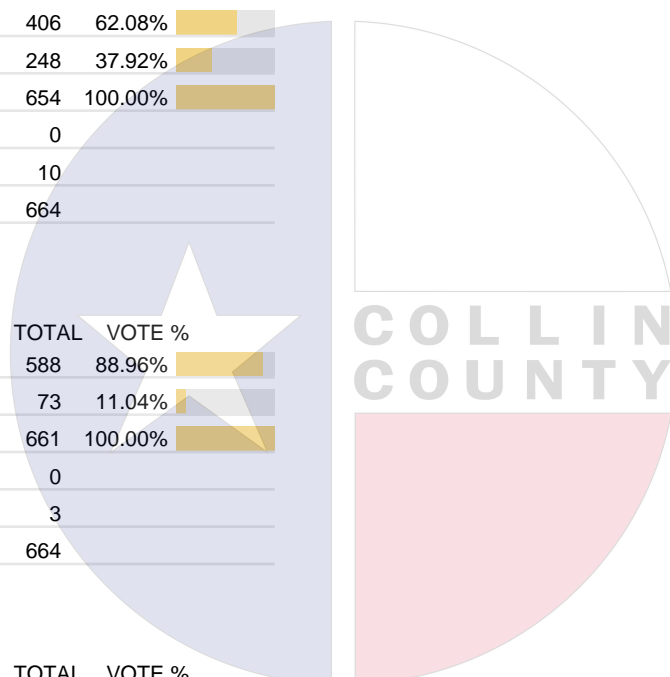
Vote For 1

	TOTAL	VOTE %	
For	442	67.07%	
Against	217	32.93%	
Total Votes Cast	659	100.00%	
Overvotes	0		
Undervotes	5		
Contest Totals	664		

**Proposition 15 – State of Texas**

Vote For 1

	TOTAL	VOTE %	
For	473	71.67%	
Against	187	28.33%	
Total Votes Cast	660	100.00%	
Overvotes	0		
Undervotes	4		
Contest Totals	664		



Collin County Seal  
 Watermark Seal for Collin County.  
 Collin County Government

**PCT 029**

**Proposition 16 – State of Texas**

Vote For 1

	TOTAL	VOTE %	
For	483	73.29%	
Against	176	26.71%	
Total Votes Cast	659	100.00%	
Overvotes	2		
Undervotes	3		
Contest Totals	664		

**Proposition 17 – State of Texas**

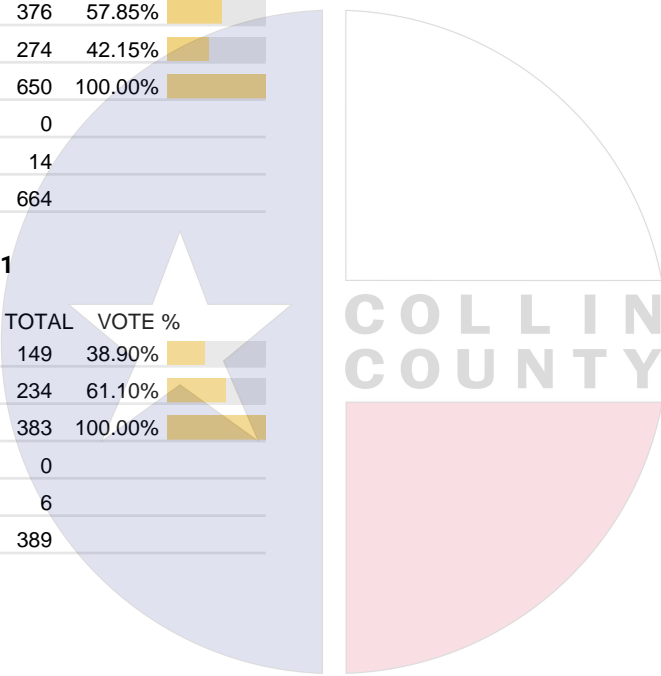
Vote For 1

	TOTAL	VOTE %	
For	376	57.85%	
Against	274	42.15%	
Total Votes Cast	650	100.00%	
Overvotes	0		
Undervotes	14		
Contest Totals	664		

**Proposition – Collin County ESD, No. 1**

Vote For 1

	TOTAL	VOTE %	
For	149	38.90%	
Against	234	61.10%	
Total Votes Cast	383	100.00%	
Overvotes	0		
Undervotes	6		
Contest Totals	389		



Collin County Seal  
 Watermark Seal for Collin County.  
 Collin County Government

**PCT 030**

**Proposition 1 – State of Texas**

Vote For 1

	TOTAL	VOTE %	
For	594	70.88%	
Against	244	29.12%	
Total Votes Cast	838	100.00%	
Overvotes	0		
Undervotes	5		
Contest Totals	843		

**Proposition 2 – State of Texas**

Vote For 1

	TOTAL	VOTE %	
For	559	66.63%	
Against	280	33.37%	
Total Votes Cast	839	100.00%	
Overvotes	1		
Undervotes	3		
Contest Totals	843		

**Proposition 3 – State of Texas**

Vote For 1

	TOTAL	VOTE %	
For	484	57.62%	
Against	356	42.38%	
Total Votes Cast	840	100.00%	
Overvotes	0		
Undervotes	3		
Contest Totals	843		

**Proposition 4 – State of Texas**

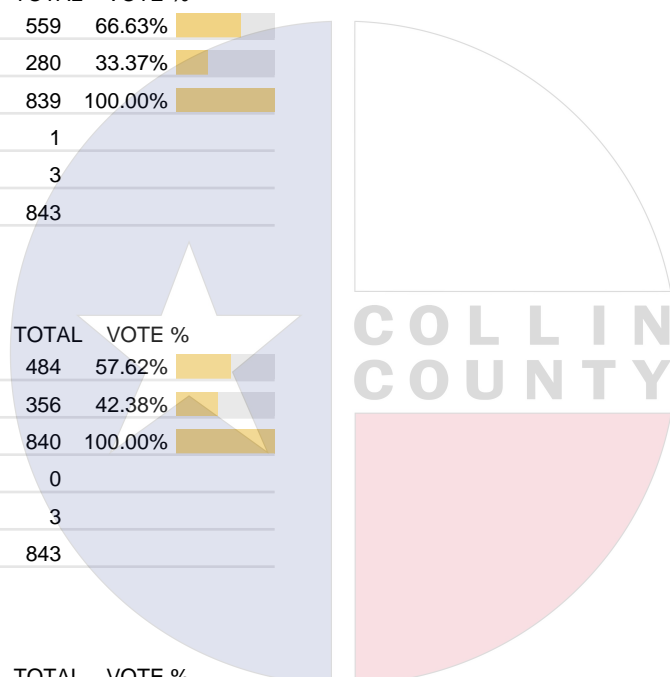
Vote For 1

	TOTAL	VOTE %	
For	623	74.17%	
Against	217	25.83%	
Total Votes Cast	840	100.00%	
Overvotes	0		
Undervotes	3		
Contest Totals	843		

**Proposition 5 – State of Texas**

Vote For 1

	TOTAL	VOTE %	
For	590	70.74%	
Against	244	29.26%	
Total Votes Cast	834	100.00%	
Overvotes	0		
Undervotes	9		
Contest Totals	843		



Collin County Seal  
 Watermark Seal for Collin County.  
 Collin County Government

### PCT 030

#### Proposition 6 – State of Texas

Vote For 1

	TOTAL	VOTE %	
For	460	55.22%	
Against	373	44.78%	
Total Votes Cast	833	100.00%	
Overvotes	1		
Undervotes	9		
Contest Totals	843		

#### Proposition 7 – State of Texas

Vote For 1

	TOTAL	VOTE %	
For	732	87.14%	
Against	108	12.86%	
Total Votes Cast	840	100.00%	
Overvotes	1		
Undervotes	2		
Contest Totals	843		

#### Proposition 8 – State of Texas

Vote For 1

	TOTAL	VOTE %	
For	607	72.18%	
Against	234	27.82%	
Total Votes Cast	841	100.00%	
Overvotes	0		
Undervotes	2		
Contest Totals	843		

#### Proposition 9 – State of Texas

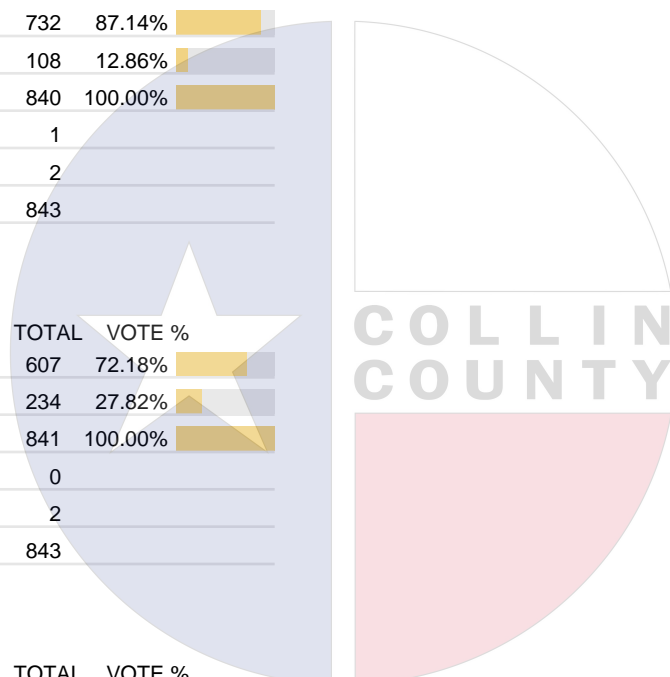
Vote For 1

	TOTAL	VOTE %	
For	573	68.70%	
Against	261	31.30%	
Total Votes Cast	834	100.00%	
Overvotes	0		
Undervotes	9		
Contest Totals	843		

#### Proposition 10 – State of Texas

Vote For 1

	TOTAL	VOTE %	
For	745	88.90%	
Against	93	11.10%	
Total Votes Cast	838	100.00%	
Overvotes	0		
Undervotes	5		
Contest Totals	843		



Collin County Seal  
 Watermark Seal for Collin County.  
 Collin County Government

**PCT 030**

**Proposition 11 – State of Texas**

Vote For 1

	TOTAL	VOTE %	
For	666	79.19%	
Against	175	20.81%	
Total Votes Cast	841	100.00%	
Overvotes	0		
Undervotes	2		
Contest Totals	843		

**Proposition 12 – State of Texas**

Vote For 1

	TOTAL	VOTE %	
For	485	58.36%	
Against	346	41.64%	
Total Votes Cast	831	100.00%	
Overvotes	0		
Undervotes	12		
Contest Totals	843		

**Proposition 13 – State of Texas**

Vote For 1

	TOTAL	VOTE %	
For	703	83.79%	
Against	136	16.21%	
Total Votes Cast	839	100.00%	
Overvotes	0		
Undervotes	4		
Contest Totals	843		

**Proposition 14 – State of Texas**

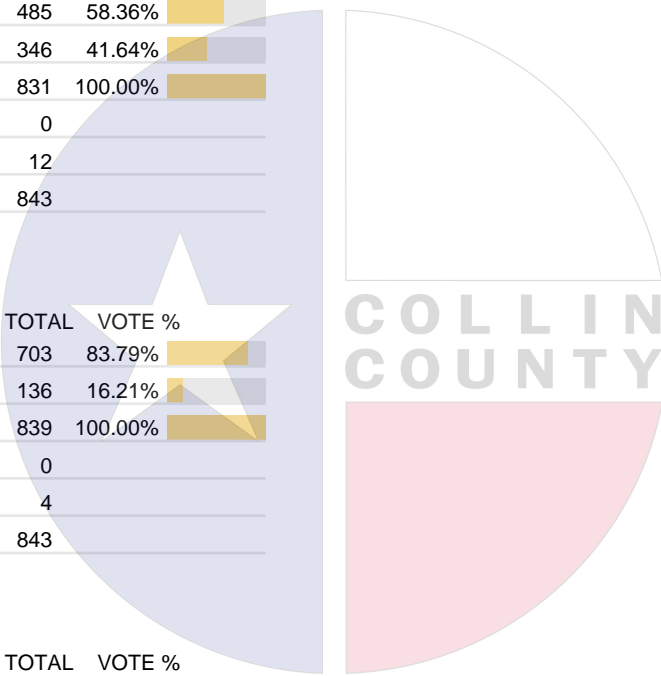
Vote For 1

	TOTAL	VOTE %	
For	584	69.61%	
Against	255	30.39%	
Total Votes Cast	839	100.00%	
Overvotes	1		
Undervotes	3		
Contest Totals	843		

**Proposition 15 – State of Texas**

Vote For 1

	TOTAL	VOTE %	
For	552	65.95%	
Against	285	34.05%	
Total Votes Cast	837	100.00%	
Overvotes	0		
Undervotes	6		
Contest Totals	843		



Collin County Seal  
 Watermark Seal for Collin County.  
 Collin County Government

**PCT 030**

**Proposition 16 – State of Texas**

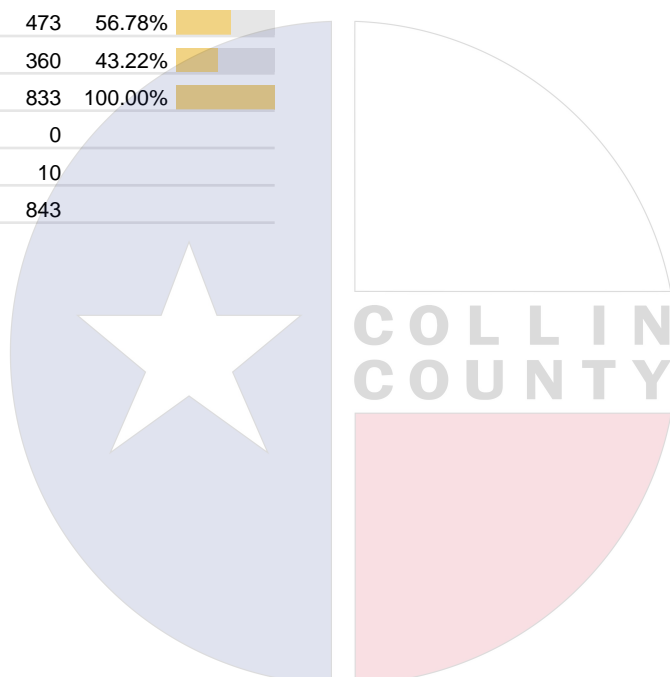
Vote For 1

	TOTAL	VOTE %	
For	577	68.77%	
Against	262	31.23%	
Total Votes Cast	839	100.00%	
Overvotes	0		
Undervotes	4		
Contest Totals	843		

**Proposition 17 – State of Texas**

Vote For 1

	TOTAL	VOTE %	
For	473	56.78%	
Against	360	43.22%	
Total Votes Cast	833	100.00%	
Overvotes	0		
Undervotes	10		
Contest Totals	843		



Collin County Seal  
 Watermark Seal for Collin County.  
 Collin County Government

### PCT 031

#### Proposition 1 – State of Texas

Vote For 1

	TOTAL	VOTE %	
For	348	69.88%	
Against	150	30.12%	
Total Votes Cast	498	100.00%	
Overvotes	0		
Undervotes	7		
Contest Totals	505		

#### Proposition 2 – State of Texas

Vote For 1

	TOTAL	VOTE %	
For	342	68.26%	
Against	159	31.74%	
Total Votes Cast	501	100.00%	
Overvotes	1		
Undervotes	3		
Contest Totals	505		

#### Proposition 3 – State of Texas

Vote For 1

	TOTAL	VOTE %	
For	273	54.82%	
Against	225	45.18%	
Total Votes Cast	498	100.00%	
Overvotes	1		
Undervotes	6		
Contest Totals	505		

#### Proposition 4 – State of Texas

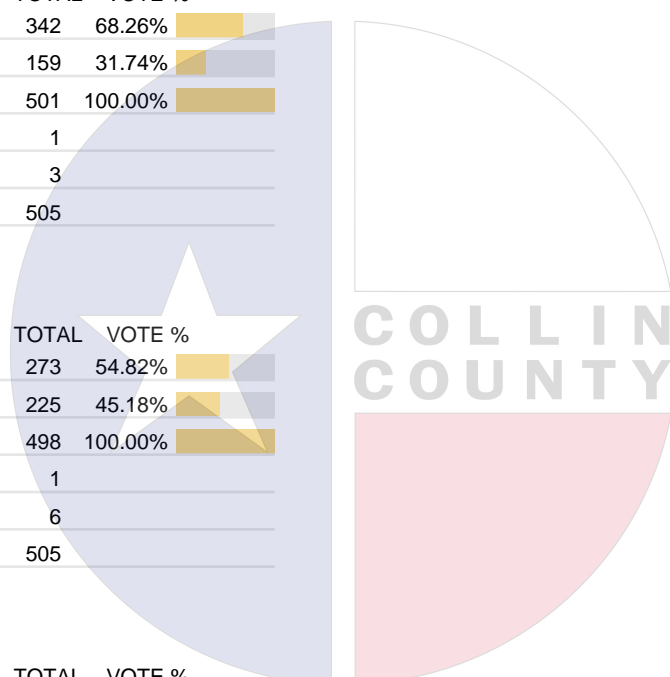
Vote For 1

	TOTAL	VOTE %	
For	356	71.20%	
Against	144	28.80%	
Total Votes Cast	500	100.00%	
Overvotes	0		
Undervotes	5		
Contest Totals	505		

#### Proposition 5 – State of Texas

Vote For 1

	TOTAL	VOTE %	
For	354	71.37%	
Against	142	28.63%	
Total Votes Cast	496	100.00%	
Overvotes	0		
Undervotes	9		
Contest Totals	505		



Collin County Seal  
 Watermark Seal for Collin County.  
 Collin County Government

### PCT 031

#### Proposition 6 – State of Texas

Vote For 1

	TOTAL	VOTE %	
For	284	57.49%	
Against	210	42.51%	
Total Votes Cast	494	100.00%	
Overvotes	0		
Undervotes	11		
Contest Totals	505		

#### Proposition 7 – State of Texas

Vote For 1

	TOTAL	VOTE %	
For	451	90.38%	
Against	48	9.62%	
Total Votes Cast	499	100.00%	
Overvotes	0		
Undervotes	6		
Contest Totals	505		

#### Proposition 8 – State of Texas

Vote For 1

	TOTAL	VOTE %	
For	361	72.06%	
Against	140	27.94%	
Total Votes Cast	501	100.00%	
Overvotes	0		
Undervotes	4		
Contest Totals	505		

#### Proposition 9 – State of Texas

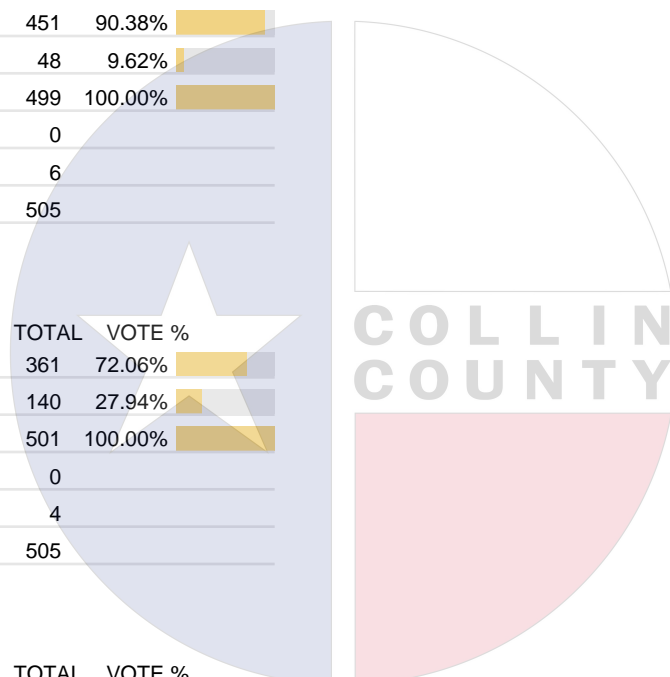
Vote For 1

	TOTAL	VOTE %	
For	354	71.23%	
Against	143	28.77%	
Total Votes Cast	497	100.00%	
Overvotes	0		
Undervotes	8		
Contest Totals	505		

#### Proposition 10 – State of Texas

Vote For 1

	TOTAL	VOTE %	
For	446	89.56%	
Against	52	10.44%	
Total Votes Cast	498	100.00%	
Overvotes	1		
Undervotes	6		
Contest Totals	505		



Collin County Seal  
 Watermark Seal for Collin County.  
 Collin County Government

### PCT 031

#### Proposition 11 – State of Texas

Vote For 1

	TOTAL	VOTE %	
For	412	81.75%	
Against	92	18.25%	
Total Votes Cast	504	100.00%	
Overvotes	1		
Undervotes	0		
Contest Totals	505		

#### Proposition 12 – State of Texas

Vote For 1

	TOTAL	VOTE %	
For	281	57.00%	
Against	212	43.00%	
Total Votes Cast	493	100.00%	
Overvotes	0		
Undervotes	12		
Contest Totals	505		

#### Proposition 13 – State of Texas

Vote For 1

	TOTAL	VOTE %	
For	431	85.35%	
Against	74	14.65%	
Total Votes Cast	505	100.00%	
Overvotes	0		
Undervotes	0		
Contest Totals	505		

#### Proposition 14 – State of Texas

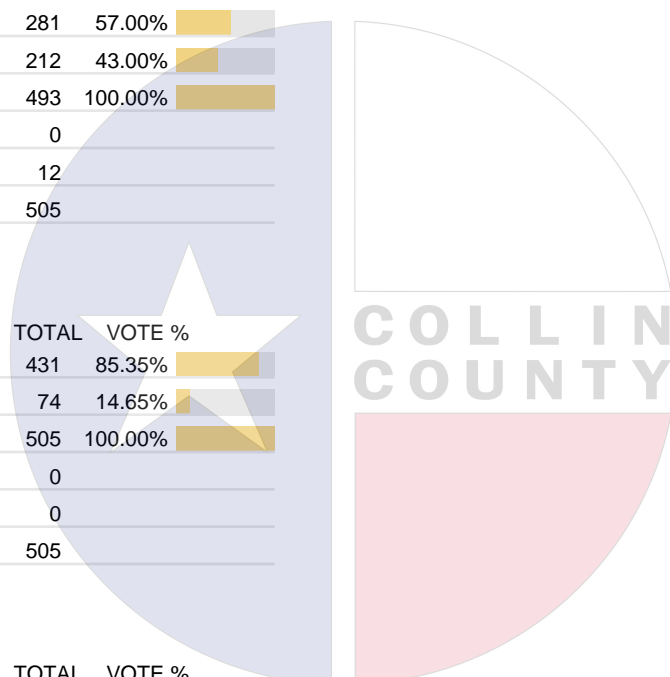
Vote For 1

	TOTAL	VOTE %	
For	324	65.06%	
Against	174	34.94%	
Total Votes Cast	498	100.00%	
Overvotes	0		
Undervotes	7		
Contest Totals	505		

#### Proposition 15 – State of Texas

Vote For 1

	TOTAL	VOTE %	
For	302	60.52%	
Against	197	39.48%	
Total Votes Cast	499	100.00%	
Overvotes	0		
Undervotes	6		
Contest Totals	505		



Collin County Seal  
 Watermark Seal for Collin County.  
 Collin County Government

**PCT 031**

**Proposition 16 – State of Texas**

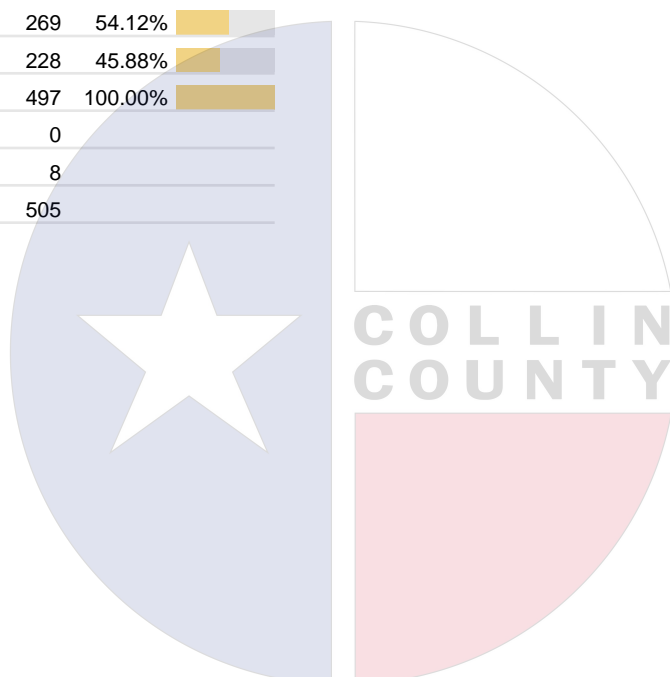
Vote For 1

	TOTAL	VOTE %	
For	330	66.13%	
Against	169	33.87%	
Total Votes Cast	499	100.00%	
Overvotes	0		
Undervotes	6		
Contest Totals	505		

**Proposition 17 – State of Texas**

Vote For 1

	TOTAL	VOTE %	
For	269	54.12%	
Against	228	45.88%	
Total Votes Cast	497	100.00%	
Overvotes	0		
Undervotes	8		
Contest Totals	505		



Collin County Seal  
 Watermark Seal for Collin County.  
 Collin County Government

## PCT 032

### Proposition 1 – State of Texas

Vote For 1

	TOTAL	VOTE %	
For	365	72.56%	
Against	138	27.44%	
Total Votes Cast	503	100.00%	
Overvotes	0		
Undervotes	4		
Contest Totals	507		

### Proposition 2 – State of Texas

Vote For 1

	TOTAL	VOTE %	
For	295	58.30%	
Against	211	41.70%	
Total Votes Cast	506	100.00%	
Overvotes	0		
Undervotes	1		
Contest Totals	507		

### Proposition 3 – State of Texas

Vote For 1

	TOTAL	VOTE %	
For	289	57.57%	
Against	213	42.43%	
Total Votes Cast	502	100.00%	
Overvotes	0		
Undervotes	5		
Contest Totals	507		

### Proposition 4 – State of Texas

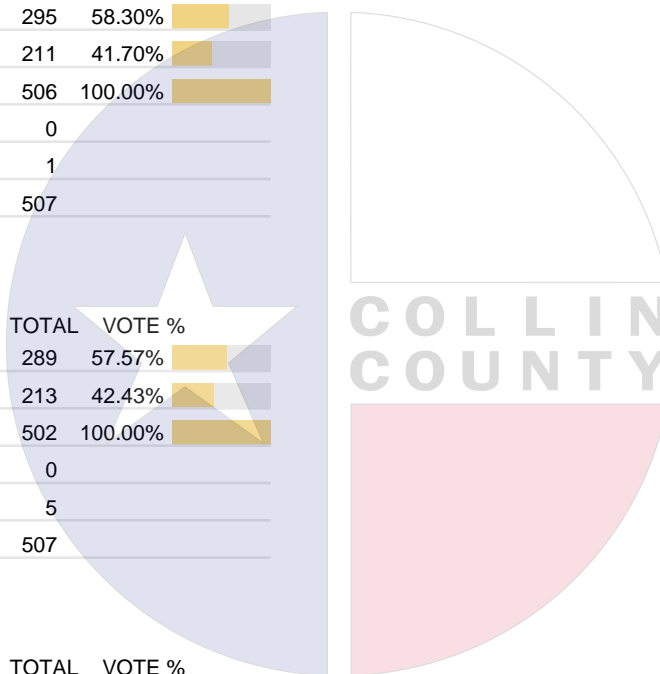
Vote For 1

	TOTAL	VOTE %	
For	387	76.79%	
Against	117	23.21%	
Total Votes Cast	504	100.00%	
Overvotes	0		
Undervotes	3		
Contest Totals	507		

### Proposition 5 – State of Texas

Vote For 1

	TOTAL	VOTE %	
For	360	72.43%	
Against	137	27.57%	
Total Votes Cast	497	100.00%	
Overvotes	0		
Undervotes	10		
Contest Totals	507		



Collin County Seal  
 Watermark Seal for Collin County.  
 Collin County Government

## PCT 032

### Proposition 6 – State of Texas

Vote For 1

	TOTAL	VOTE %	
For	261	52.41%	
Against	237	47.59%	
Total Votes Cast	498	100.00%	
Overvotes	0		
Undervotes	9		
Contest Totals	507		

### Proposition 7 – State of Texas

Vote For 1

	TOTAL	VOTE %	
For	448	88.71%	
Against	57	11.29%	
Total Votes Cast	505	100.00%	
Overvotes	0		
Undervotes	2		
Contest Totals	507		

### Proposition 8 – State of Texas

Vote For 1

	TOTAL	VOTE %	
For	326	64.30%	
Against	181	35.70%	
Total Votes Cast	507	100.00%	
Overvotes	0		
Undervotes	0		
Contest Totals	507		

### Proposition 9 – State of Texas

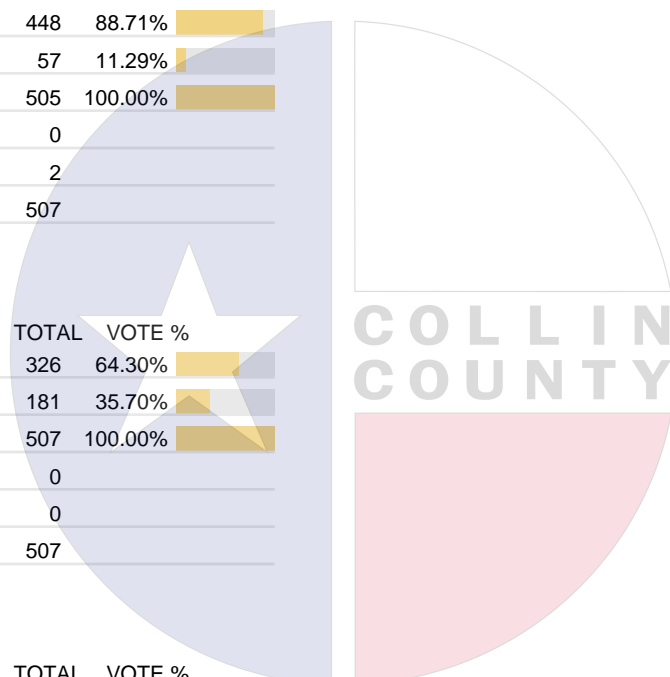
Vote For 1

	TOTAL	VOTE %	
For	352	70.68%	
Against	146	29.32%	
Total Votes Cast	498	100.00%	
Overvotes	0		
Undervotes	9		
Contest Totals	507		

### Proposition 10 – State of Texas

Vote For 1

	TOTAL	VOTE %	
For	454	90.08%	
Against	50	9.92%	
Total Votes Cast	504	100.00%	
Overvotes	0		
Undervotes	3		
Contest Totals	507		



Collin County Seal  
 Watermark Seal for Collin County.  
 Collin County Government

## PCT 032

### Proposition 11 – State of Texas

Vote For 1

	TOTAL	VOTE %	
For	403	79.64%	
Against	103	20.36%	
Total Votes Cast	506	100.00%	
Overvotes	0		
Undervotes	1		
Contest Totals	507		

### Proposition 12 – State of Texas

Vote For 1

	TOTAL	VOTE %	
For	253	50.80%	
Against	245	49.20%	
Total Votes Cast	498	100.00%	
Overvotes	0		
Undervotes	9		
Contest Totals	507		

### Proposition 13 – State of Texas

Vote For 1

	TOTAL	VOTE %	
For	435	85.97%	
Against	71	14.03%	
Total Votes Cast	506	100.00%	
Overvotes	0		
Undervotes	1		
Contest Totals	507		

### Proposition 14 – State of Texas

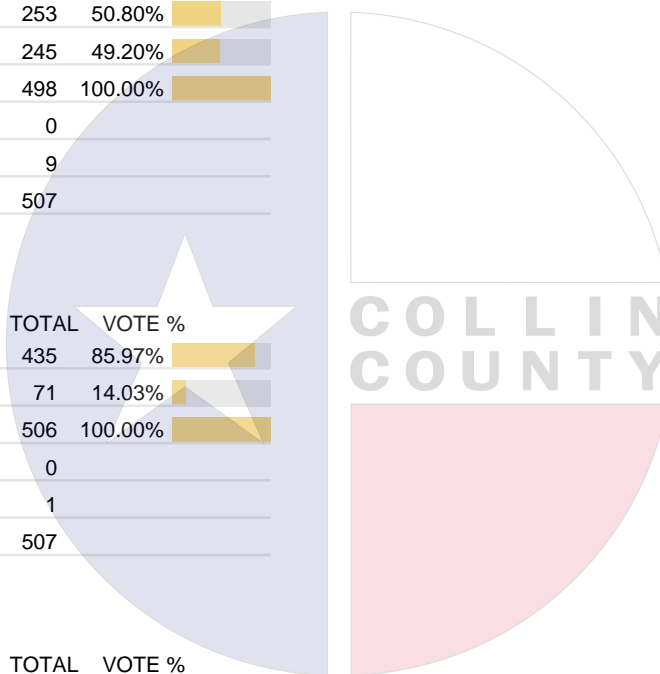
Vote For 1

	TOTAL	VOTE %	
For	361	72.34%	
Against	138	27.66%	
Total Votes Cast	499	100.00%	
Overvotes	0		
Undervotes	8		
Contest Totals	507		

### Proposition 15 – State of Texas

Vote For 1

	TOTAL	VOTE %	
For	305	60.40%	
Against	200	39.60%	
Total Votes Cast	505	100.00%	
Overvotes	0		
Undervotes	2		
Contest Totals	507		



Collin County Seal  
 Watermark Seal for Collin County.  
 Collin County Government

**PCT 032**

**Proposition 16 – State of Texas**

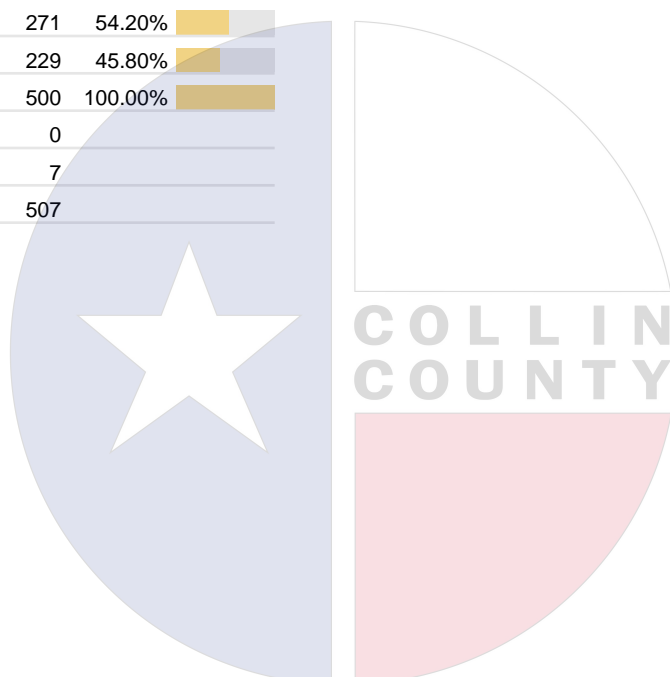
Vote For 1

	TOTAL	VOTE %	
For	307	60.79%	
Against	198	39.21%	
Total Votes Cast	505	100.00%	
Overvotes	0		
Undervotes	2		
Contest Totals	507		

**Proposition 17 – State of Texas**

Vote For 1

	TOTAL	VOTE %	
For	271	54.20%	
Against	229	45.80%	
Total Votes Cast	500	100.00%	
Overvotes	0		
Undervotes	7		
Contest Totals	507		



Collin County Seal  
 Watermark Seal for Collin County.  
 Collin County Government

### PCT 033

#### Proposition 1 – State of Texas

Vote For 1

	TOTAL	VOTE %	
For	1,059	71.85%	
Against	415	28.15%	
Total Votes Cast	1,474	100.00%	
Overvotes	4		
Undervotes	33		
Contest Totals	1,511		

#### Proposition 2 – State of Texas

Vote For 1

	TOTAL	VOTE %	
For	1,123	75.32%	
Against	368	24.68%	
Total Votes Cast	1,491	100.00%	
Overvotes	3		
Undervotes	17		
Contest Totals	1,511		

#### Proposition 3 – State of Texas

Vote For 1

	TOTAL	VOTE %	
For	1,015	68.17%	
Against	474	31.83%	
Total Votes Cast	1,489	100.00%	
Overvotes	1		
Undervotes	21		
Contest Totals	1,511		

#### Proposition 4 – State of Texas

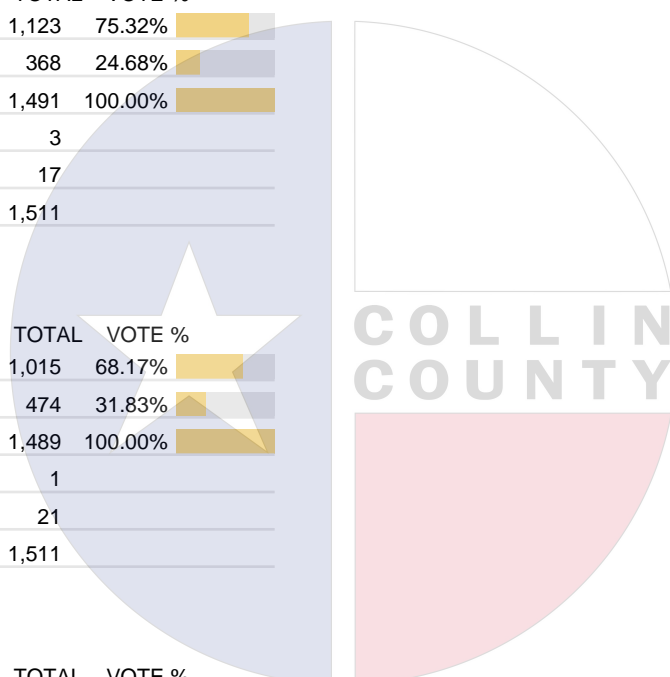
Vote For 1

	TOTAL	VOTE %	
For	1,059	71.89%	
Against	414	28.11%	
Total Votes Cast	1,473	100.00%	
Overvotes	1		
Undervotes	37		
Contest Totals	1,511		

#### Proposition 5 – State of Texas

Vote For 1

	TOTAL	VOTE %	
For	1,083	73.92%	
Against	382	26.08%	
Total Votes Cast	1,465	100.00%	
Overvotes	0		
Undervotes	46		
Contest Totals	1,511		



Collin County Seal  
 Watermark Seal for Collin County.  
 Collin County Government

### PCT 033

#### Proposition 6 – State of Texas

Vote For 1

	TOTAL	VOTE %	
For	914	62.73%	
Against	543	37.27%	
Total Votes Cast	1,457	100.00%	
Overvotes	2		
Undervotes	52		
Contest Totals	1,511		

#### Proposition 7 – State of Texas

Vote For 1

	TOTAL	VOTE %	
For	1,357	91.69%	
Against	123	8.31%	
Total Votes Cast	1,480	100.00%	
Overvotes	4		
Undervotes	27		
Contest Totals	1,511		

#### Proposition 8 – State of Texas

Vote For 1

	TOTAL	VOTE %	
For	1,201	80.82%	
Against	285	19.18%	
Total Votes Cast	1,486	100.00%	
Overvotes	0		
Undervotes	25		
Contest Totals	1,511		

#### Proposition 9 – State of Texas

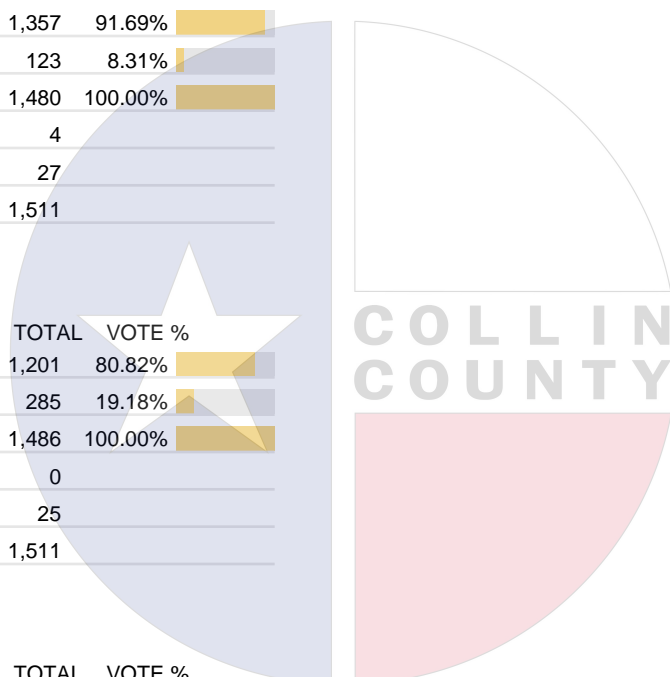
Vote For 1

	TOTAL	VOTE %	
For	1,073	73.34%	
Against	390	26.66%	
Total Votes Cast	1,463	100.00%	
Overvotes	4		
Undervotes	44		
Contest Totals	1,511		

#### Proposition 10 – State of Texas

Vote For 1

	TOTAL	VOTE %	
For	1,376	92.85%	
Against	106	7.15%	
Total Votes Cast	1,482	100.00%	
Overvotes	2		
Undervotes	27		
Contest Totals	1,511		



Collin County Seal  
 Watermark Seal for Collin County.  
 Collin County Government

**PCT 033**

**Proposition 11 – State of Texas**

Vote For 1

	TOTAL	VOTE %	
For	1,261	84.57%	
Against	230	15.43%	
Total Votes Cast	1,491	100.00%	
Overvotes	2		
Undervotes	18		
Contest Totals	1,511		

**Proposition 12 – State of Texas**

Vote For 1

	TOTAL	VOTE %	
For	1,026	70.13%	
Against	437	29.87%	
Total Votes Cast	1,463	100.00%	
Overvotes	1		
Undervotes	47		
Contest Totals	1,511		

**Proposition 13 – State of Texas**

Vote For 1

	TOTAL	VOTE %	
For	1,305	87.53%	
Against	186	12.47%	
Total Votes Cast	1,491	100.00%	
Overvotes	2		
Undervotes	18		
Contest Totals	1,511		

**Proposition 14 – State of Texas**

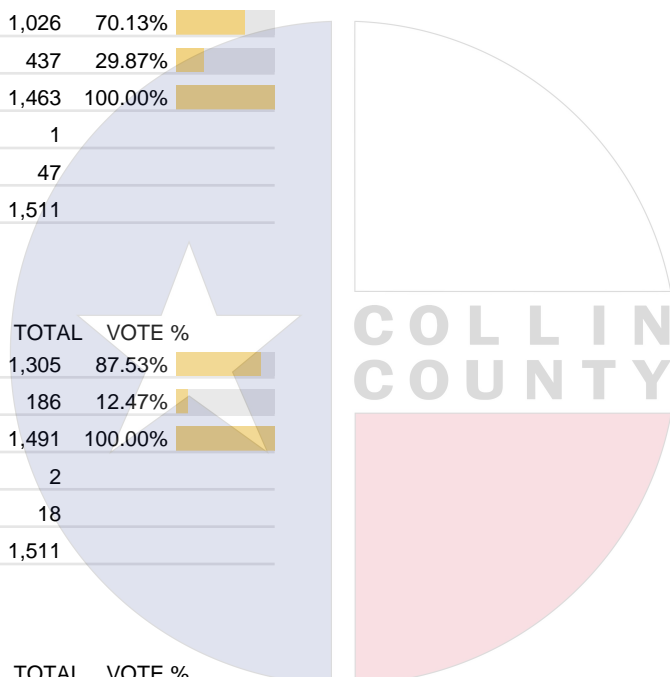
Vote For 1

	TOTAL	VOTE %	
For	1,035	70.03%	
Against	443	29.97%	
Total Votes Cast	1,478	100.00%	
Overvotes	2		
Undervotes	31		
Contest Totals	1,511		

**Proposition 15 – State of Texas**

Vote For 1

	TOTAL	VOTE %	
For	1,156	77.79%	
Against	330	22.21%	
Total Votes Cast	1,486	100.00%	
Overvotes	0		
Undervotes	25		
Contest Totals	1,511		



Collin County Seal  
 Watermark Seal for Collin County.  
 Collin County Government

### PCT 033

#### Proposition 16 – State of Texas

Vote For 1

	TOTAL	VOTE %	
For	1,190	79.65%	
Against	304	20.35%	
Total Votes Cast	1,494	100.00%	
Overvotes	1		
Undervotes	16		
Contest Totals	1,511		

#### Proposition 17 – State of Texas

Vote For 1

	TOTAL	VOTE %	
For	973	66.42%	
Against	492	33.58%	
Total Votes Cast	1,465	100.00%	
Overvotes	3		
Undervotes	43		
Contest Totals	1,511		

#### Proposition – Collin County ESD, No. 1

Vote For 1

	TOTAL	VOTE %	
For	259	70.96%	
Against	106	29.04%	
Total Votes Cast	365	100.00%	
Overvotes	0		
Undervotes	7		
Contest Totals	372		

#### Mayor – City of Lavon

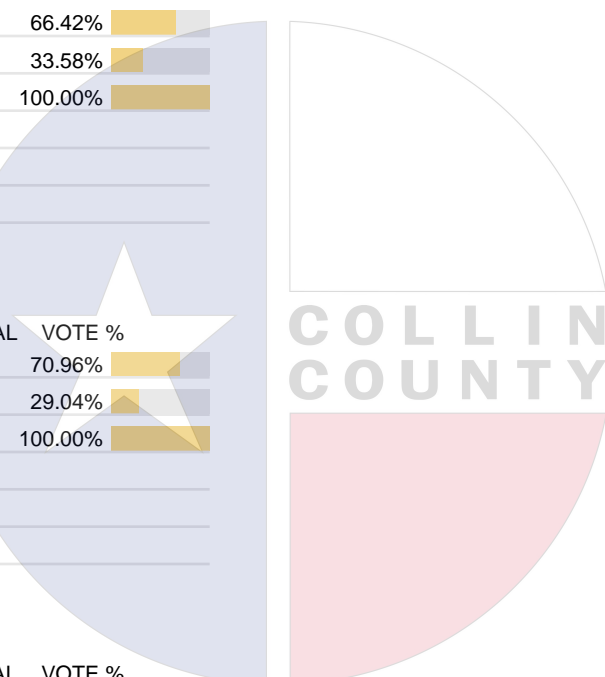
Vote For 1

	TOTAL	VOTE %	
Vicki L Sanson	579	54.11%	
Joshua Murray	491	45.89%	
Total Votes Cast	1,070	100.00%	
Overvotes	0		
Undervotes	48		
Contest Totals	1,118		

#### City Council, Place 2 – City of Lavon

Vote For 1

	TOTAL	VOTE %	
Mike Cook	846	100.00%	
Total Votes Cast	846	100.00%	
Overvotes	0		
Undervotes	272		
Contest Totals	1,118		



Collin County Seal  
 Watermark Seal for Collin County.  
 Collin County Government

**PCT 033**

**City Council, Place 4 – City of Lavon**

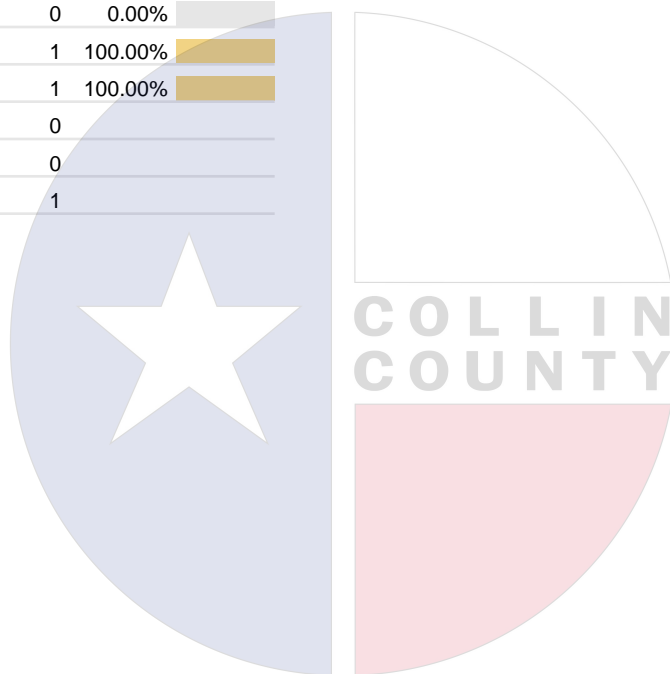
Vote For 1

	TOTAL	VOTE %	
Ted Dill	311	32.46%	
Rachel K Dumas	647	67.54%	
Total Votes Cast	958	100.00%	
Overvotes	0		
Undervotes	160		
Contest Totals	1,118		

**Proposition A – Rockwall ISD**

Vote For 1

	TOTAL	VOTE %	
For	0	0.00%	
Against	1	100.00%	
Total Votes Cast	1	100.00%	
Overvotes	0		
Undervotes	0		
Contest Totals	1		



Collin County Seal  
 Watermark Seal for Collin County.  
 Collin County Government

## PCT 034

### Proposition 1 – State of Texas

Vote For 1

	TOTAL	VOTE %	
For	538	73.80%	
Against	191	26.20%	
Total Votes Cast	729	100.00%	
Overvotes	0		
Undervotes	8		
Contest Totals	737		

### Proposition 2 – State of Texas

Vote For 1

	TOTAL	VOTE %	
For	466	63.66%	
Against	266	36.34%	
Total Votes Cast	732	100.00%	
Overvotes	1		
Undervotes	4		
Contest Totals	737		

### Proposition 3 – State of Texas

Vote For 1

	TOTAL	VOTE %	
For	399	54.88%	
Against	328	45.12%	
Total Votes Cast	727	100.00%	
Overvotes	0		
Undervotes	10		
Contest Totals	737		

### Proposition 4 – State of Texas

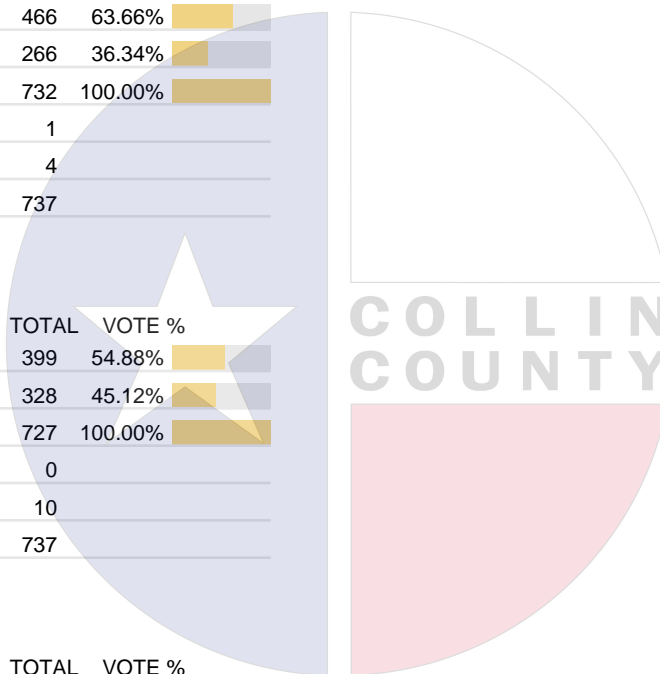
Vote For 1

	TOTAL	VOTE %	
For	586	80.27%	
Against	144	19.73%	
Total Votes Cast	730	100.00%	
Overvotes	0		
Undervotes	7		
Contest Totals	737		

### Proposition 5 – State of Texas

Vote For 1

	TOTAL	VOTE %	
For	479	66.44%	
Against	242	33.56%	
Total Votes Cast	721	100.00%	
Overvotes	2		
Undervotes	14		
Contest Totals	737		



Collin County Seal  
 Watermark Seal for Collin County.  
 Collin County Government

### PCT 034

#### Proposition 6 – State of Texas

Vote For 1

	TOTAL	VOTE %	
For	363	50.35%	
Against	358	49.65%	
Total Votes Cast	721	100.00%	
Overvotes	0		
Undervotes	16		
Contest Totals	737		

#### Proposition 7 – State of Texas

Vote For 1

	TOTAL	VOTE %	
For	634	86.73%	
Against	97	13.27%	
Total Votes Cast	731	100.00%	
Overvotes	0		
Undervotes	6		
Contest Totals	737		

#### Proposition 8 – State of Texas

Vote For 1

	TOTAL	VOTE %	
For	491	67.08%	
Against	241	32.92%	
Total Votes Cast	732	100.00%	
Overvotes	3		
Undervotes	2		
Contest Totals	737		

#### Proposition 9 – State of Texas

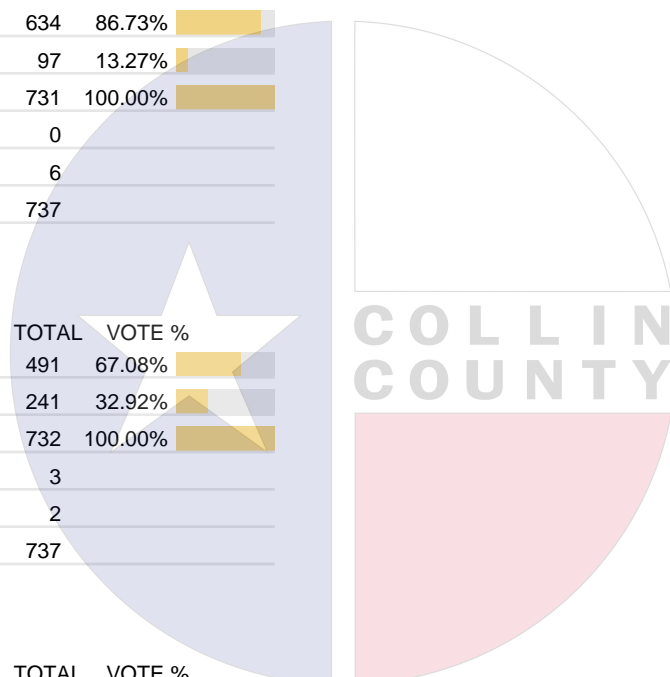
Vote For 1

	TOTAL	VOTE %	
For	503	69.19%	
Against	224	30.81%	
Total Votes Cast	727	100.00%	
Overvotes	0		
Undervotes	10		
Contest Totals	737		

#### Proposition 10 – State of Texas

Vote For 1

	TOTAL	VOTE %	
For	665	91.35%	
Against	63	8.65%	
Total Votes Cast	728	100.00%	
Overvotes	0		
Undervotes	9		
Contest Totals	737		



Collin County Seal  
 Watermark Seal for Collin County.  
 Collin County Government

## PCT 034

### Proposition 11 – State of Texas

Vote For 1

	TOTAL	VOTE %	
For	610	83.56%	
Against	120	16.44%	
Total Votes Cast	730	100.00%	
Overvotes	1		
Undervotes	6		
Contest Totals	737		

### Proposition 12 – State of Texas

Vote For 1

	TOTAL	VOTE %	
For	369	51.04%	
Against	354	48.96%	
Total Votes Cast	723	100.00%	
Overvotes	1		
Undervotes	13		
Contest Totals	737		

### Proposition 13 – State of Texas

Vote For 1

	TOTAL	VOTE %	
For	635	86.63%	
Against	98	13.37%	
Total Votes Cast	733	100.00%	
Overvotes	0		
Undervotes	4		
Contest Totals	737		

### Proposition 14 – State of Texas

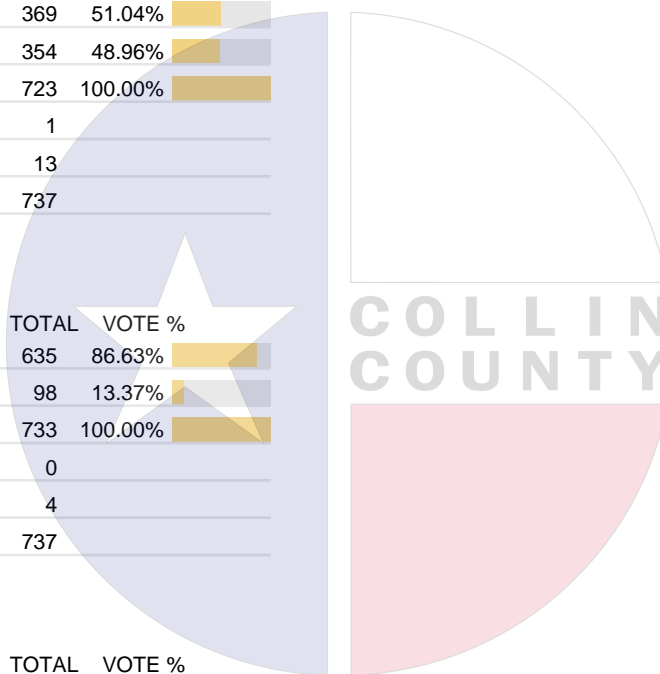
Vote For 1

	TOTAL	VOTE %	
For	553	75.75%	
Against	177	24.25%	
Total Votes Cast	730	100.00%	
Overvotes	1		
Undervotes	6		
Contest Totals	737		

### Proposition 15 – State of Texas

Vote For 1

	TOTAL	VOTE %	
For	437	60.28%	
Against	288	39.72%	
Total Votes Cast	725	100.00%	
Overvotes	1		
Undervotes	11		
Contest Totals	737		






Collin County Seal  
 Watermark Seal for Collin County.  
 Collin County Government

**PCT 034**




**Proposition 16 – State of Texas**

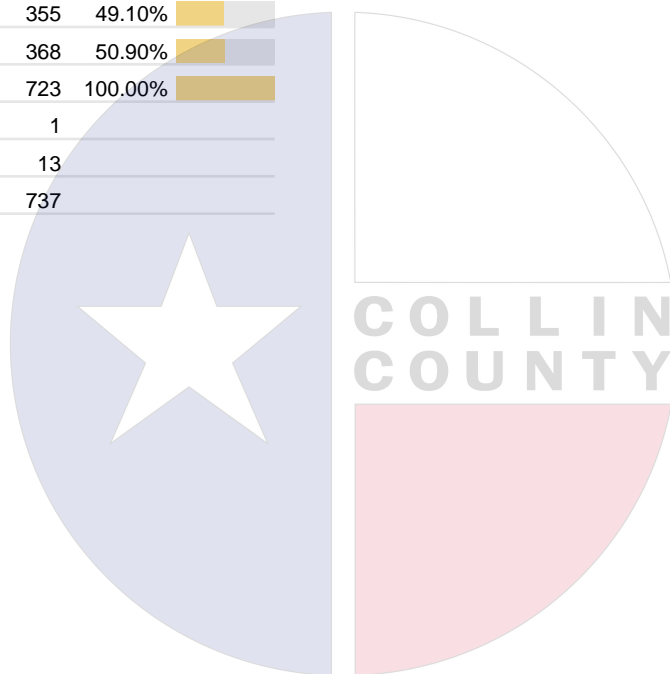
Vote For 1

	TOTAL	VOTE %	
For	460	63.19%	
Against	268	36.81%	
Total Votes Cast	728	100.00%	
Overvotes	0		
Undervotes	9		
Contest Totals	737		

**Proposition 17 – State of Texas**

Vote For 1

	TOTAL	VOTE %	
For	355	49.10%	
Against	368	50.90%	
Total Votes Cast	723	100.00%	
Overvotes	1		
Undervotes	13		
Contest Totals	737		



Collin County Seal  
 Watermark Seal for Collin County.  
 Collin County Government

## PCT 035

### Proposition 1 – State of Texas

Vote For 1

	TOTAL	VOTE %	
For	192	69.82%	
Against	83	30.18%	
Total Votes Cast	275	100.00%	
Overvotes	0		
Undervotes	0		
Contest Totals	275		

### Proposition 2 – State of Texas

Vote For 1

	TOTAL	VOTE %	
For	233	86.30%	
Against	37	13.70%	
Total Votes Cast	270	100.00%	
Overvotes	1		
Undervotes	4		
Contest Totals	275		

### Proposition 3 – State of Texas

Vote For 1

	TOTAL	VOTE %	
For	221	80.95%	
Against	52	19.05%	
Total Votes Cast	273	100.00%	
Overvotes	0		
Undervotes	2		
Contest Totals	275		

### Proposition 4 – State of Texas

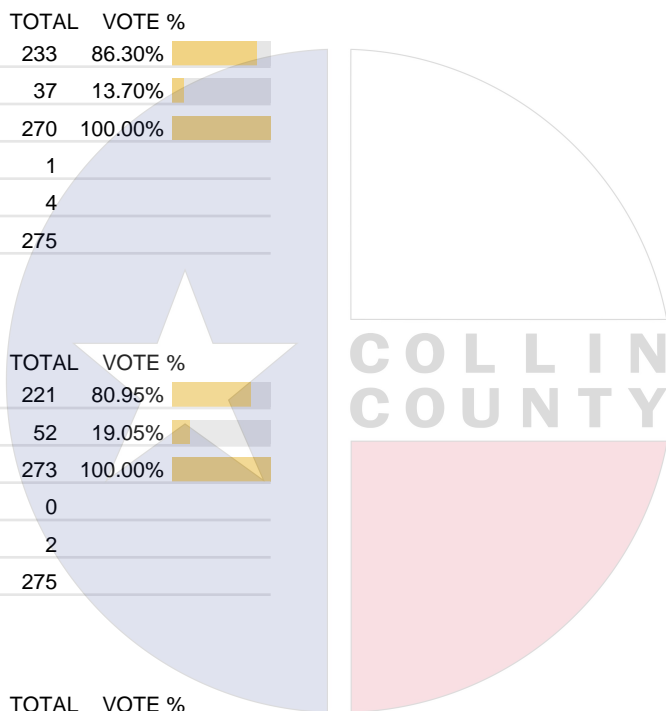
Vote For 1

	TOTAL	VOTE %	
For	204	74.73%	
Against	69	25.27%	
Total Votes Cast	273	100.00%	
Overvotes	0		
Undervotes	2		
Contest Totals	275		

### Proposition 5 – State of Texas

Vote For 1

	TOTAL	VOTE %	
For	227	84.39%	
Against	42	15.61%	
Total Votes Cast	269	100.00%	
Overvotes	1		
Undervotes	5		
Contest Totals	275		



Collin County Seal  
 Watermark Seal for Collin County.  
 Collin County Government

**PCT 035**

**Proposition 6 – State of Texas**

Vote For 1

	TOTAL	VOTE %	
For	195	73.58%	
Against	70	26.42%	
Total Votes Cast	265	100.00%	
Overvotes	0		
Undervotes	10		
Contest Totals	275		

**Proposition 7 – State of Texas**

Vote For 1

	TOTAL	VOTE %	
For	252	91.97%	
Against	22	8.03%	
Total Votes Cast	274	100.00%	
Overvotes	0		
Undervotes	1		
Contest Totals	275		

**Proposition 8 – State of Texas**

Vote For 1

	TOTAL	VOTE %	
For	243	89.01%	
Against	30	10.99%	
Total Votes Cast	273	100.00%	
Overvotes	0		
Undervotes	2		
Contest Totals	275		

**Proposition 9 – State of Texas**

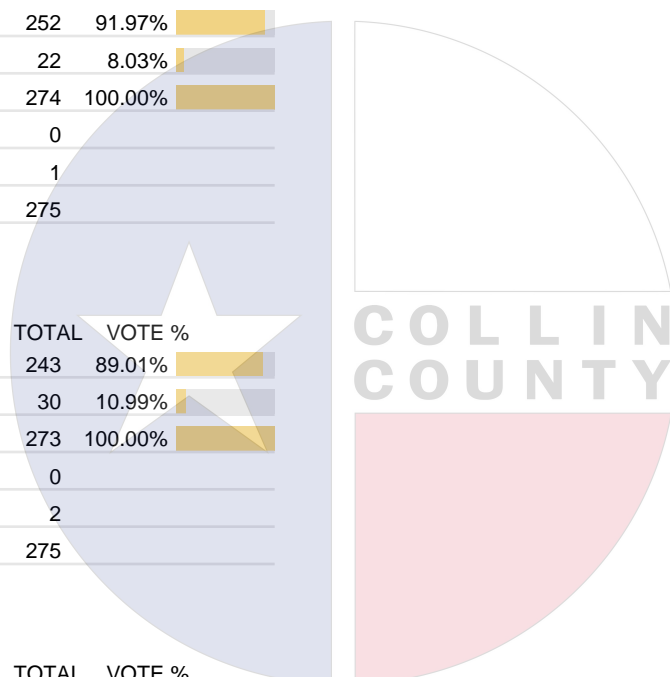
Vote For 1

	TOTAL	VOTE %	
For	218	80.44%	
Against	53	19.56%	
Total Votes Cast	271	100.00%	
Overvotes	1		
Undervotes	3		
Contest Totals	275		

**Proposition 10 – State of Texas**

Vote For 1

	TOTAL	VOTE %	
For	253	92.67%	
Against	20	7.33%	
Total Votes Cast	273	100.00%	
Overvotes	0		
Undervotes	2		
Contest Totals	275		



Collin County Seal  
 Watermark Seal for Collin County.  
 Collin County Government

**PCT 035**

**Proposition 11 – State of Texas**

Vote For 1

	TOTAL	VOTE %	
For	234	85.09%	
Against	41	14.91%	
Total Votes Cast	275	100.00%	
Overvotes	0		
Undervotes	0		
Contest Totals	275		

**Proposition 12 – State of Texas**

Vote For 1

	TOTAL	VOTE %	
For	224	83.27%	
Against	45	16.73%	
Total Votes Cast	269	100.00%	
Overvotes	0		
Undervotes	6		
Contest Totals	275		

**Proposition 13 – State of Texas**

Vote For 1

	TOTAL	VOTE %	
For	251	91.27%	
Against	24	8.73%	
Total Votes Cast	275	100.00%	
Overvotes	0		
Undervotes	0		
Contest Totals	275		

**Proposition 14 – State of Texas**

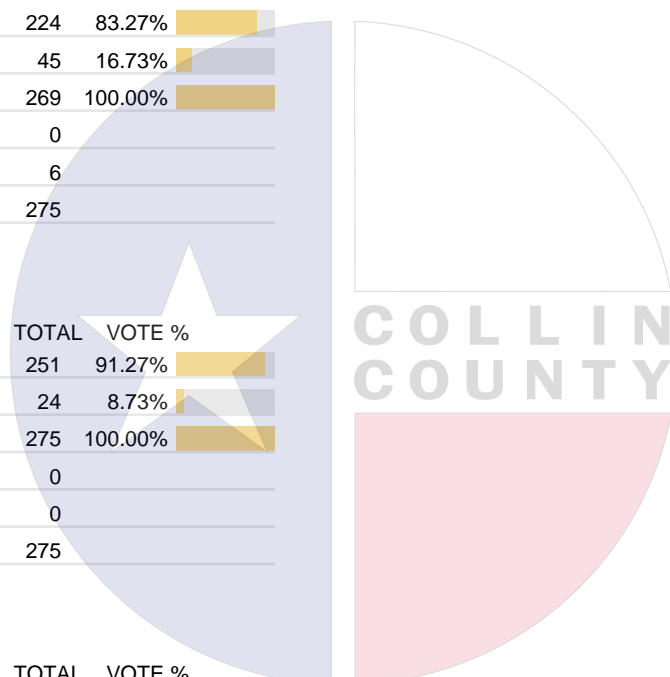
Vote For 1

	TOTAL	VOTE %	
For	188	69.63%	
Against	82	30.37%	
Total Votes Cast	270	100.00%	
Overvotes	0		
Undervotes	5		
Contest Totals	275		

**Proposition 15 – State of Texas**

Vote For 1

	TOTAL	VOTE %	
For	241	88.93%	
Against	30	11.07%	
Total Votes Cast	271	100.00%	
Overvotes	0		
Undervotes	4		
Contest Totals	275		



Collin County Seal  
 Watermark Seal for Collin County.  
 Collin County Government

**PCT 035**

**Proposition 16 – State of Texas**

Vote For 1

	TOTAL	VOTE %	
For	243	89.01%	
Against	30	10.99%	
Total Votes Cast	273	100.00%	
Overvotes	0		
Undervotes	2		
Contest Totals	275		

**Proposition 17 – State of Texas**

Vote For 1

	TOTAL	VOTE %	
For	218	80.74%	
Against	52	19.26%	
Total Votes Cast	270	100.00%	
Overvotes	0		
Undervotes	5		
Contest Totals	275		

**Proposition – Collin County ESD, No. 1**

Vote For 1

	TOTAL	VOTE %	
For	81	71.68%	
Against	32	28.32%	
Total Votes Cast	113	100.00%	
Overvotes	0		
Undervotes	0		
Contest Totals	113		

**Alderman, Place 1 – City of Josephine**

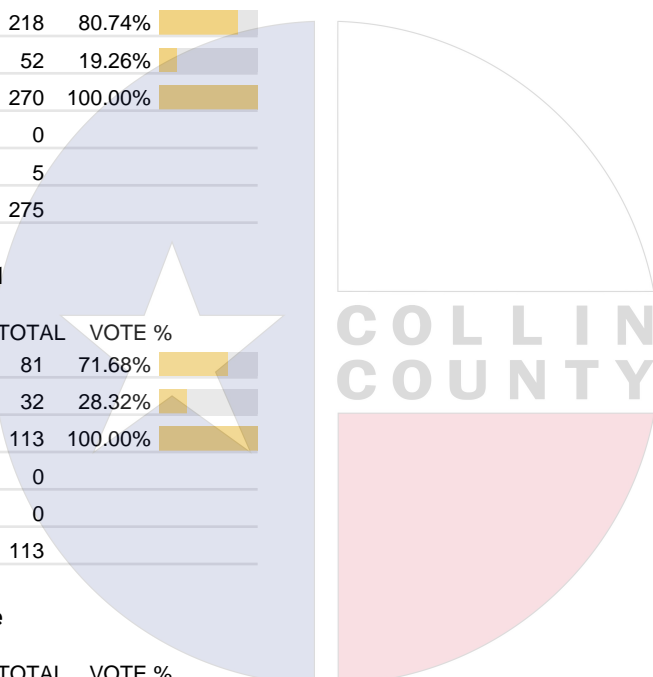
Vote For 1

	TOTAL	VOTE %	
Doug Ewing	0		
April Aurand	0		
Total Votes Cast	0		
Overvotes	0		
Undervotes	0		
Contest Totals	0		

**Alderman, Place 2 – City of Josephine**

Vote For 1

	TOTAL	VOTE %	
Brad Ahlfinger	0		
Jane Ridgway	0		
Total Votes Cast	0		
Overvotes	0		
Undervotes	0		
Contest Totals	0		



Collin County Seal  
 Watermark Seal for Collin County,  
 Collin County Government


## PCT 035

---

### Alderman, Place 4 – City of Josephine

Vote For 1

	TOTAL	VOTE %
Kenny McCarty	0	
Pamela Sardo	0	
Total Votes Cast	0	
Overvotes	0	
Undervotes	0	
Contest Totals	0	



Collin County Seal  
Watermark Seal for Collin County.  
Collin County Government

### PCT 036

#### Proposition 1 – State of Texas

Vote For 1

	TOTAL	VOTE %	
For	257	70.03%	
Against	110	29.97%	
Total Votes Cast	367	100.00%	
Overvotes	0		
Undervotes	5		
Contest Totals	372		

#### Proposition 2 – State of Texas

Vote For 1

	TOTAL	VOTE %	
For	298	80.32%	
Against	73	19.68%	
Total Votes Cast	371	100.00%	
Overvotes	0		
Undervotes	1		
Contest Totals	372		

#### Proposition 3 – State of Texas

Vote For 1

	TOTAL	VOTE %	
For	244	66.12%	
Against	125	33.88%	
Total Votes Cast	369	100.00%	
Overvotes	0		
Undervotes	3		
Contest Totals	372		

#### Proposition 4 – State of Texas

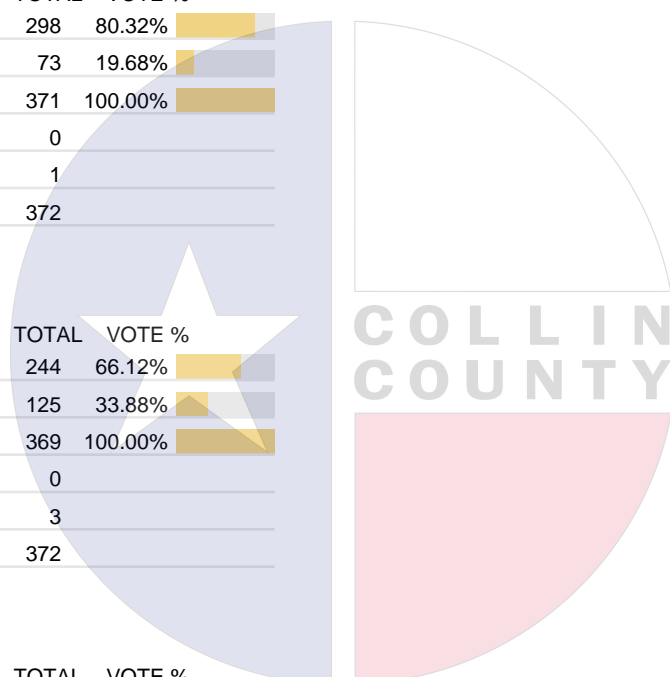
Vote For 1

	TOTAL	VOTE %	
For	279	76.44%	
Against	86	23.56%	
Total Votes Cast	365	100.00%	
Overvotes	0		
Undervotes	7		
Contest Totals	372		

#### Proposition 5 – State of Texas

Vote For 1

	TOTAL	VOTE %	
For	273	75.41%	
Against	89	24.59%	
Total Votes Cast	362	100.00%	
Overvotes	1		
Undervotes	9		
Contest Totals	372		



Collin County Seal  
 Watermark Seal for Collin County.  
 Collin County Government

### PCT 036

#### Proposition 6 – State of Texas

Vote For 1

	TOTAL	VOTE %	
For	250	68.68%	
Against	114	31.32%	
Total Votes Cast	364	100.00%	
Overvotes	0		
Undervotes	8		
Contest Totals	372		

#### Proposition 7 – State of Texas

Vote For 1

	TOTAL	VOTE %	
For	324	88.28%	
Against	43	11.72%	
Total Votes Cast	367	100.00%	
Overvotes	0		
Undervotes	5		
Contest Totals	372		

#### Proposition 8 – State of Texas

Vote For 1

	TOTAL	VOTE %	
For	308	83.47%	
Against	61	16.53%	
Total Votes Cast	369	100.00%	
Overvotes	0		
Undervotes	3		
Contest Totals	372		

#### Proposition 9 – State of Texas

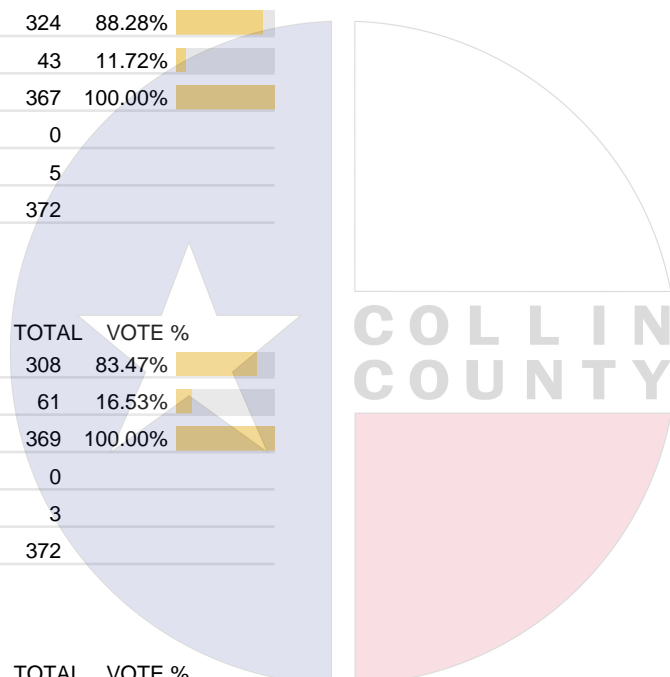
Vote For 1

	TOTAL	VOTE %	
For	294	79.89%	
Against	74	20.11%	
Total Votes Cast	368	100.00%	
Overvotes	0		
Undervotes	4		
Contest Totals	372		

#### Proposition 10 – State of Texas

Vote For 1

	TOTAL	VOTE %	
For	333	90.00%	
Against	37	10.00%	
Total Votes Cast	370	100.00%	
Overvotes	0		
Undervotes	2		
Contest Totals	372		



Collin County Seal  
 Watermark Seal for Collin County.  
 Collin County Government

### PCT 036

#### Proposition 11 – State of Texas

Vote For 1

	TOTAL	VOTE %	
For	297	80.27%	
Against	73	19.73%	
Total Votes Cast	370	100.00%	
Overvotes	0		
Undervotes	2		
Contest Totals	372		

#### Proposition 12 – State of Texas

Vote For 1

	TOTAL	VOTE %	
For	225	61.81%	
Against	139	38.19%	
Total Votes Cast	364	100.00%	
Overvotes	0		
Undervotes	8		
Contest Totals	372		

#### Proposition 13 – State of Texas

Vote For 1

	TOTAL	VOTE %	
For	335	90.30%	
Against	36	9.70%	
Total Votes Cast	371	100.00%	
Overvotes	0		
Undervotes	1		
Contest Totals	372		

#### Proposition 14 – State of Texas

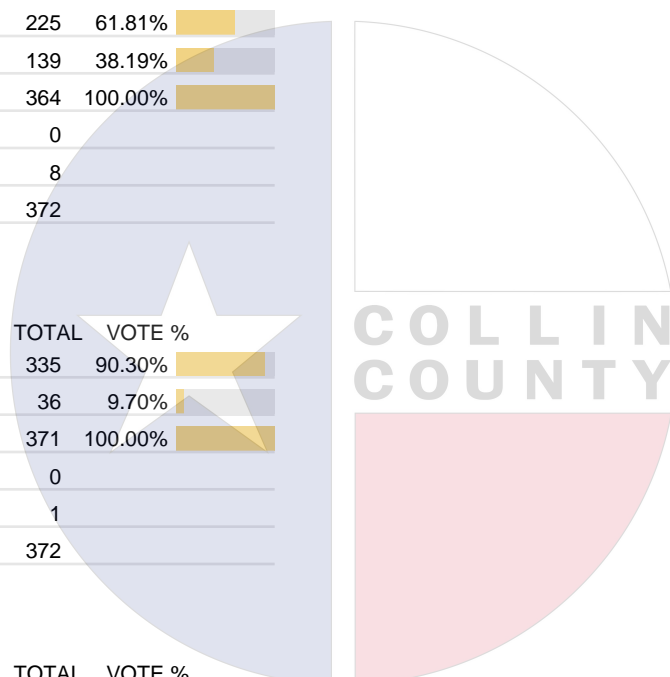
Vote For 1

	TOTAL	VOTE %	
For	249	68.03%	
Against	117	31.97%	
Total Votes Cast	366	100.00%	
Overvotes	1		
Undervotes	5		
Contest Totals	372		

#### Proposition 15 – State of Texas

Vote For 1

	TOTAL	VOTE %	
For	260	71.04%	
Against	106	28.96%	
Total Votes Cast	366	100.00%	
Overvotes	0		
Undervotes	6		
Contest Totals	372		



Collin County Seal  
 Watermark Seal for Collin County.  
 Collin County Government

**PCT 036**

**Proposition 16 – State of Texas**

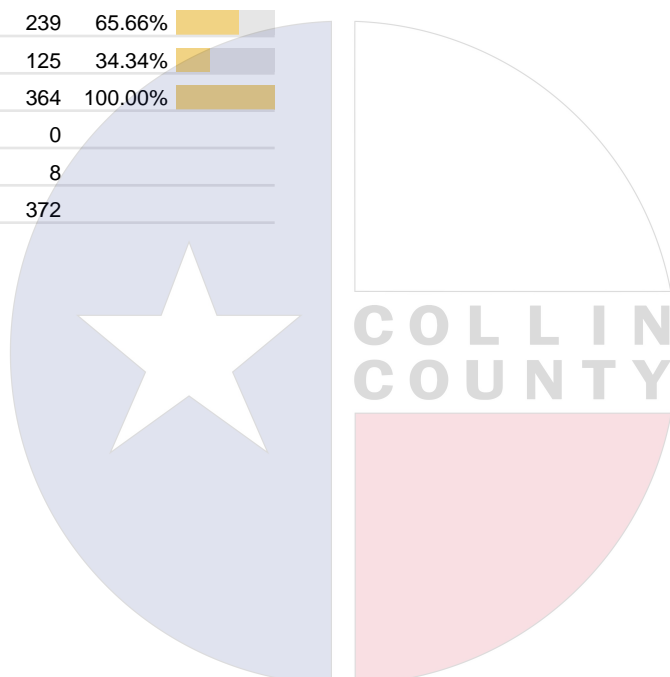
Vote For 1

	TOTAL	VOTE %	
For	283	77.32%	
Against	83	22.68%	
Total Votes Cast	366	100.00%	
Overvotes	1		
Undervotes	5		
Contest Totals	372		

**Proposition 17 – State of Texas**

Vote For 1

	TOTAL	VOTE %	
For	239	65.66%	
Against	125	34.34%	
Total Votes Cast	364	100.00%	
Overvotes	0		
Undervotes	8		
Contest Totals	372		



Collin County Seal  
 Watermark Seal for Collin County.  
 Collin County Government

## PCT 037

### Proposition 1 – State of Texas

Vote For 1

	TOTAL	VOTE %	
For	340	67.33%	
Against	165	32.67%	
Total Votes Cast	505	100.00%	
Overvotes	1		
Undervotes	11		
Contest Totals	517		

### Proposition 2 – State of Texas

Vote For 1

	TOTAL	VOTE %	
For	443	87.20%	
Against	65	12.80%	
Total Votes Cast	508	100.00%	
Overvotes	0		
Undervotes	9		
Contest Totals	517		

### Proposition 3 – State of Texas

Vote For 1

	TOTAL	VOTE %	
For	383	75.54%	
Against	124	24.46%	
Total Votes Cast	507	100.00%	
Overvotes	0		
Undervotes	10		
Contest Totals	517		

### Proposition 4 – State of Texas

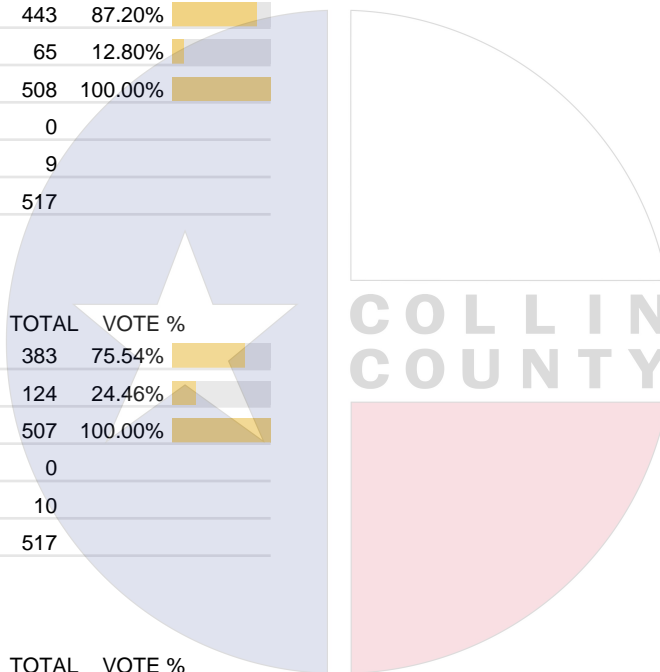
Vote For 1

	TOTAL	VOTE %	
For	347	68.58%	
Against	159	31.42%	
Total Votes Cast	506	100.00%	
Overvotes	0		
Undervotes	11		
Contest Totals	517		

### Proposition 5 – State of Texas

Vote For 1

	TOTAL	VOTE %	
For	443	88.07%	
Against	60	11.93%	
Total Votes Cast	503	100.00%	
Overvotes	0		
Undervotes	14		
Contest Totals	517		



Collin County Seal  
 Watermark Seal for Collin County.  
 Collin County Government

### PCT 037

#### Proposition 6 – State of Texas

Vote For 1

	TOTAL	VOTE %	
For	386	77.98%	
Against	109	22.02%	
Total Votes Cast	495	100.00%	
Overvotes	0		
Undervotes	22		
Contest Totals	517		

#### Proposition 7 – State of Texas

Vote For 1

	TOTAL	VOTE %	
For	462	90.59%	
Against	48	9.41%	
Total Votes Cast	510	100.00%	
Overvotes	0		
Undervotes	7		
Contest Totals	517		

#### Proposition 8 – State of Texas

Vote For 1

	TOTAL	VOTE %	
For	467	91.39%	
Against	44	8.61%	
Total Votes Cast	511	100.00%	
Overvotes	0		
Undervotes	6		
Contest Totals	517		

#### Proposition 9 – State of Texas

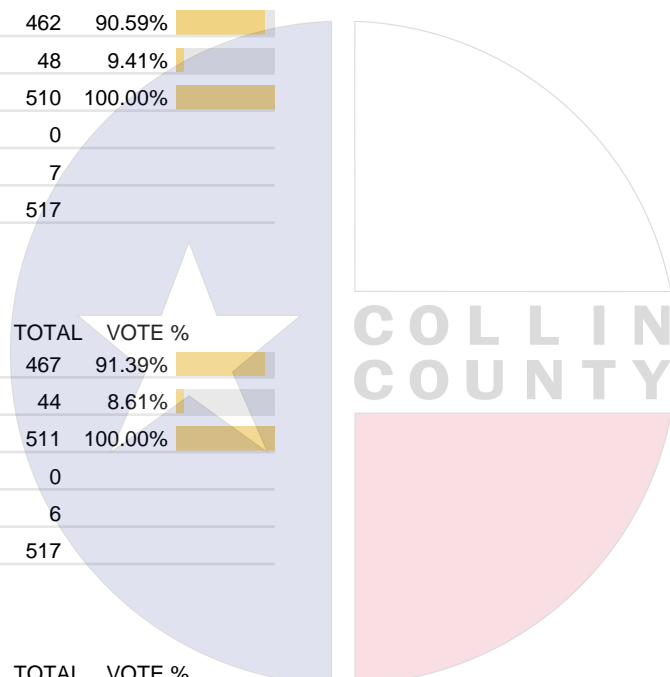
Vote For 1

	TOTAL	VOTE %	
For	425	84.49%	
Against	78	15.51%	
Total Votes Cast	503	100.00%	
Overvotes	0		
Undervotes	14		
Contest Totals	517		

#### Proposition 10 – State of Texas

Vote For 1

	TOTAL	VOTE %	
For	476	93.52%	
Against	33	6.48%	
Total Votes Cast	509	100.00%	
Overvotes	0		
Undervotes	8		
Contest Totals	517		



Collin County Seal  
 Watermark Seal for Collin County.  
 Collin County Government

**PCT 037**

**Proposition 11 – State of Texas**

Vote For 1

	TOTAL	VOTE %	
For	439	85.91%	
Against	72	14.09%	
Total Votes Cast	511	100.00%	
Overvotes	0		
Undervotes	6		
Contest Totals	517		

**Proposition 12 – State of Texas**

Vote For 1

	TOTAL	VOTE %	
For	405	81.33%	
Against	93	18.67%	
Total Votes Cast	498	100.00%	
Overvotes	0		
Undervotes	19		
Contest Totals	517		

**Proposition 13 – State of Texas**

Vote For 1

	TOTAL	VOTE %	
For	478	93.54%	
Against	33	6.46%	
Total Votes Cast	511	100.00%	
Overvotes	0		
Undervotes	6		
Contest Totals	517		

**Proposition 14 – State of Texas**

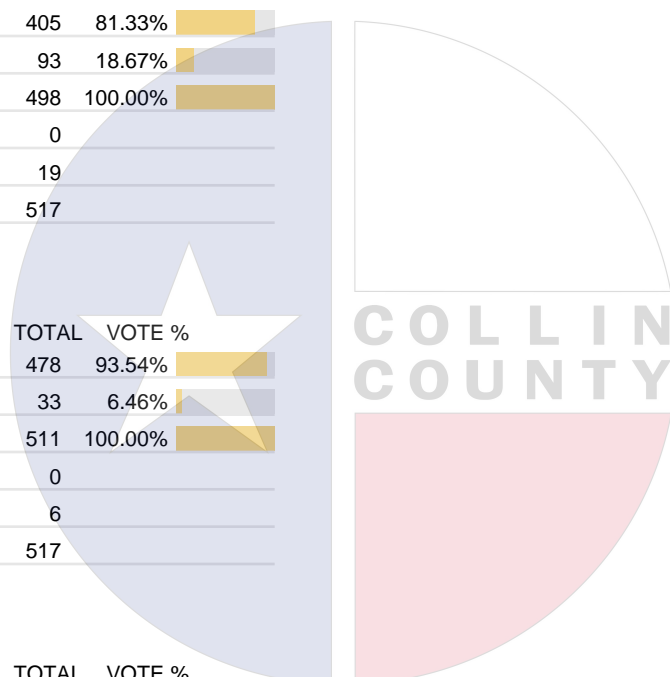
Vote For 1

	TOTAL	VOTE %	
For	313	62.73%	
Against	186	37.27%	
Total Votes Cast	499	100.00%	
Overvotes	1		
Undervotes	17		
Contest Totals	517		

**Proposition 15 – State of Texas**

Vote For 1

	TOTAL	VOTE %	
For	441	86.98%	
Against	66	13.02%	
Total Votes Cast	507	100.00%	
Overvotes	0		
Undervotes	10		
Contest Totals	517		



Collin County Seal  
 Watermark Seal for Collin County.  
 Collin County Government

### PCT 037

#### Proposition 16 – State of Texas

Vote For 1

	TOTAL	VOTE %	
For	466	91.37%	
Against	44	8.63%	
Total Votes Cast	510	100.00%	
Overvotes	0		
Undervotes	7		
Contest Totals	517		

#### Proposition 17 – State of Texas

Vote For 1

	TOTAL	VOTE %	
For	404	80.96%	
Against	95	19.04%	
Total Votes Cast	499	100.00%	
Overvotes	0		
Undervotes	18		
Contest Totals	517		

#### Proposition – Collin County ESD, No. 1

Vote For 1

	TOTAL	VOTE %	
For	313	70.65%	
Against	130	29.35%	
Total Votes Cast	443	100.00%	
Overvotes	0		
Undervotes	7		
Contest Totals	450		

#### Proposition A – Bland ISD

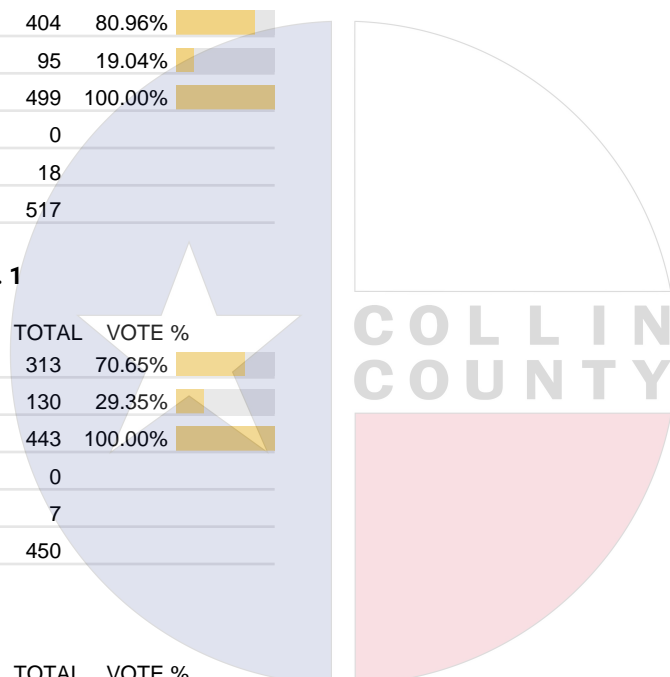
Vote For 1

	TOTAL	VOTE %	
For	19	50.00%	
Against	19	50.00%	
Total Votes Cast	38	100.00%	
Overvotes	0		
Undervotes	2		
Contest Totals	40		

#### Proposition B – Bland ISD

Vote For 1

	TOTAL	VOTE %	
For	14	36.84%	
Against	24	63.16%	
Total Votes Cast	38	100.00%	
Overvotes	0		
Undervotes	2		
Contest Totals	40		



Collin County Seal  
 Watermark Seal for Collin County.  
 Collin County Government

## PCT 038

### Proposition 1 – State of Texas

Vote For 1

	TOTAL	VOTE %	
For	276	71.50%	
Against	110	28.50%	
Total Votes Cast	386	100.00%	
Overvotes	0		
Undervotes	5		
Contest Totals	391		

### Proposition 2 – State of Texas

Vote For 1

	TOTAL	VOTE %	
For	212	54.22%	
Against	179	45.78%	
Total Votes Cast	391	100.00%	
Overvotes	0		
Undervotes	0		
Contest Totals	391		

### Proposition 3 – State of Texas

Vote For 1

	TOTAL	VOTE %	
For	187	48.07%	
Against	202	51.93%	
Total Votes Cast	389	100.00%	
Overvotes	0		
Undervotes	2		
Contest Totals	391		

### Proposition 4 – State of Texas

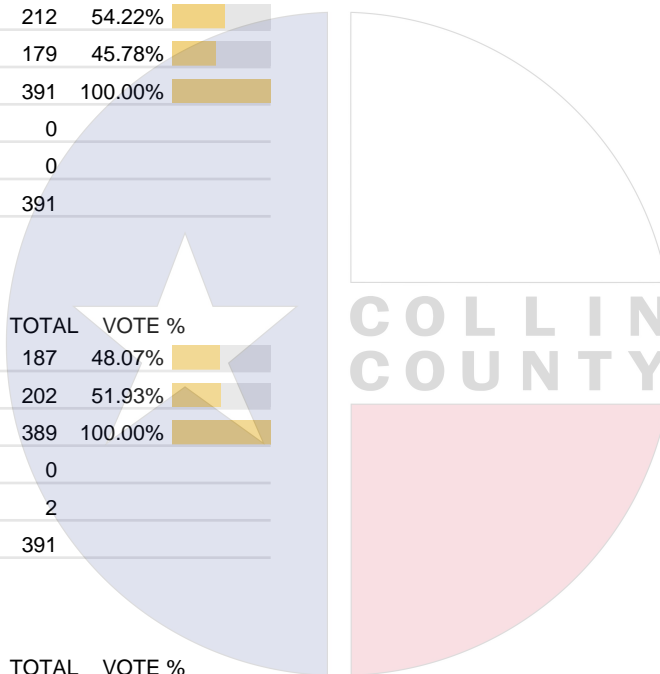
Vote For 1

	TOTAL	VOTE %	
For	285	73.64%	
Against	102	26.36%	
Total Votes Cast	387	100.00%	
Overvotes	0		
Undervotes	4		
Contest Totals	391		

### Proposition 5 – State of Texas

Vote For 1

	TOTAL	VOTE %	
For	231	60.00%	
Against	154	40.00%	
Total Votes Cast	385	100.00%	
Overvotes	0		
Undervotes	6		
Contest Totals	391		



Collin County Seal  
 Watermark Seal for Collin County.  
 Collin County Government

### PCT 038

#### Proposition 6 – State of Texas

Vote For 1

	TOTAL	VOTE %	
For	169	44.13%	
Against	214	55.87%	
Total Votes Cast	383	100.00%	
Overvotes	0		
Undervotes	8		
Contest Totals	391		

#### Proposition 7 – State of Texas

Vote For 1

	TOTAL	VOTE %	
For	340	87.18%	
Against	50	12.82%	
Total Votes Cast	390	100.00%	
Overvotes	0		
Undervotes	1		
Contest Totals	391		

#### Proposition 8 – State of Texas

Vote For 1

	TOTAL	VOTE %	
For	243	62.15%	
Against	148	37.85%	
Total Votes Cast	391	100.00%	
Overvotes	0		
Undervotes	0		
Contest Totals	391		

#### Proposition 9 – State of Texas

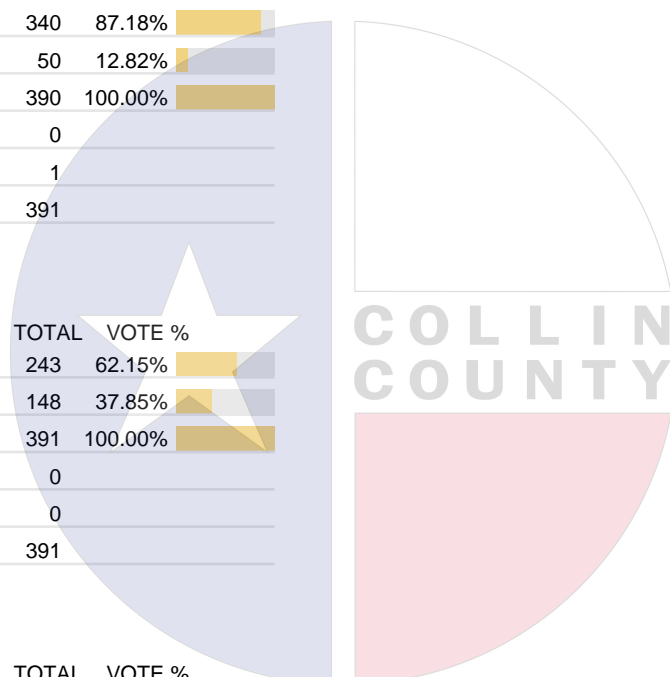
Vote For 1

	TOTAL	VOTE %	
For	230	59.74%	
Against	155	40.26%	
Total Votes Cast	385	100.00%	
Overvotes	1		
Undervotes	5		
Contest Totals	391		

#### Proposition 10 – State of Texas

Vote For 1

	TOTAL	VOTE %	
For	329	84.58%	
Against	60	15.42%	
Total Votes Cast	389	100.00%	
Overvotes	0		
Undervotes	2		
Contest Totals	391		



Collin County Seal  
 Watermark Seal for Collin County.  
 Collin County Government

## PCT 038

### Proposition 11 – State of Texas

Vote For 1

	TOTAL	VOTE %	
For	285	73.08%	
Against	105	26.92%	
Total Votes Cast	390	100.00%	
Overvotes	0		
Undervotes	1		
Contest Totals	391		

### Proposition 12 – State of Texas

Vote For 1

	TOTAL	VOTE %	
For	205	52.97%	
Against	182	47.03%	
Total Votes Cast	387	100.00%	
Overvotes	0		
Undervotes	4		
Contest Totals	391		

### Proposition 13 – State of Texas

Vote For 1

	TOTAL	VOTE %	
For	279	71.54%	
Against	111	28.46%	
Total Votes Cast	390	100.00%	
Overvotes	1		
Undervotes	0		
Contest Totals	391		

### Proposition 14 – State of Texas

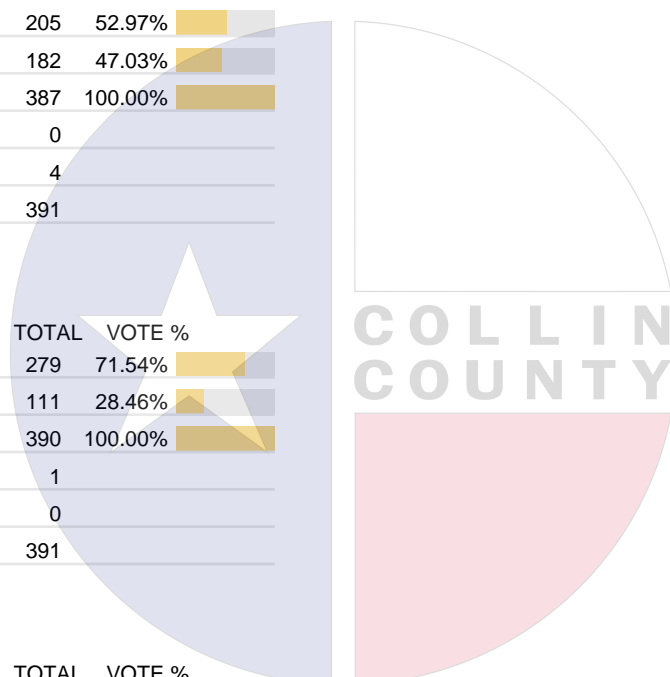
Vote For 1

	TOTAL	VOTE %	
For	290	75.32%	
Against	95	24.68%	
Total Votes Cast	385	100.00%	
Overvotes	0		
Undervotes	6		
Contest Totals	391		

### Proposition 15 – State of Texas

Vote For 1

	TOTAL	VOTE %	
For	218	56.04%	
Against	171	43.96%	
Total Votes Cast	389	100.00%	
Overvotes	0		
Undervotes	2		
Contest Totals	391		



Collin County Seal  
 Watermark Seal for Collin County.  
 Collin County Government

**PCT 038**

**Proposition 16 – State of Texas**

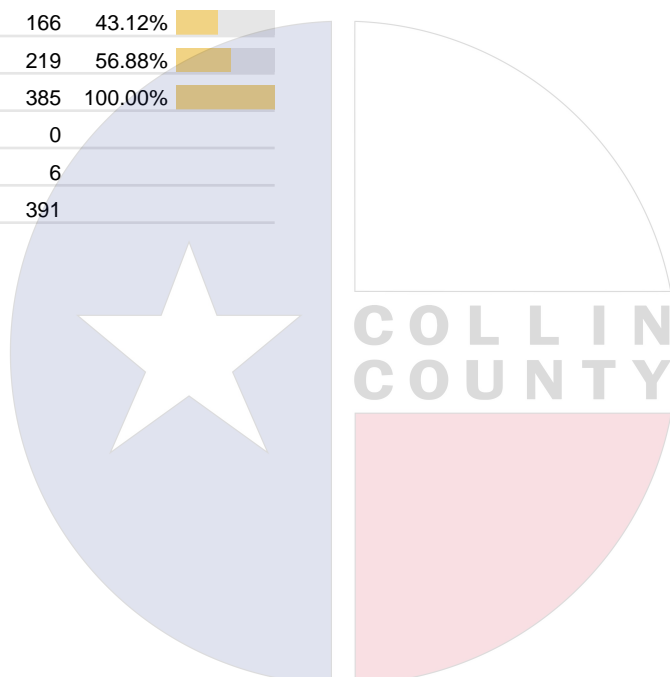
Vote For 1

	TOTAL	VOTE %	
For	217	55.93%	
Against	171	44.07%	
Total Votes Cast	388	100.00%	
Overvotes	0		
Undervotes	3		
Contest Totals	391		

**Proposition 17 – State of Texas**

Vote For 1

	TOTAL	VOTE %	
For	166	43.12%	
Against	219	56.88%	
Total Votes Cast	385	100.00%	
Overvotes	0		
Undervotes	6		
Contest Totals	391		



Collin County Seal  
 Watermark Seal for Collin County.  
 Collin County Government

## PCT 039

### Proposition 1 – State of Texas

Vote For 1

	TOTAL	VOTE %	
For	349	73.78%	
Against	124	26.22%	
Total Votes Cast	473	100.00%	
Overvotes	0		
Undervotes	2		
Contest Totals	475		

### Proposition 2 – State of Texas

Vote For 1

	TOTAL	VOTE %	
For	224	47.36%	
Against	249	52.64%	
Total Votes Cast	473	100.00%	
Overvotes	1		
Undervotes	1		
Contest Totals	475		

### Proposition 3 – State of Texas

Vote For 1

	TOTAL	VOTE %	
For	217	45.88%	
Against	256	54.12%	
Total Votes Cast	473	100.00%	
Overvotes	0		
Undervotes	2		
Contest Totals	475		

### Proposition 4 – State of Texas

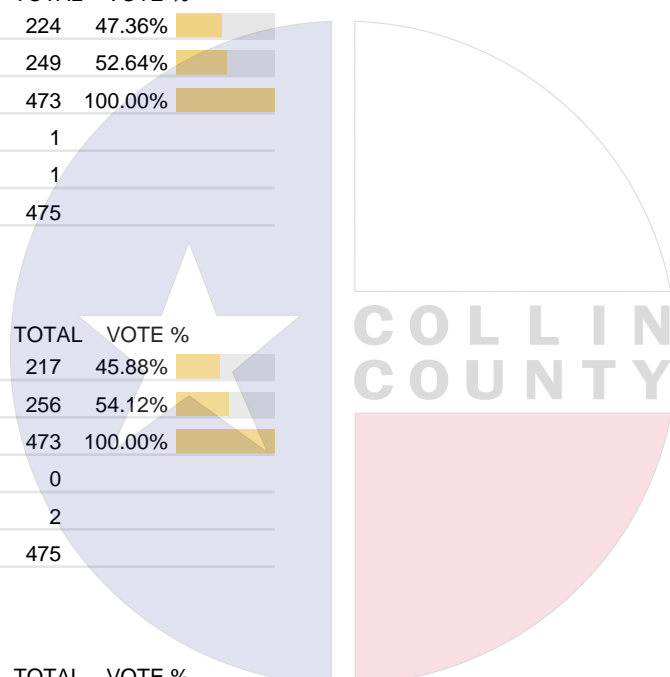
Vote For 1

	TOTAL	VOTE %	
For	341	72.25%	
Against	131	27.75%	
Total Votes Cast	472	100.00%	
Overvotes	0		
Undervotes	3		
Contest Totals	475		

### Proposition 5 – State of Texas

Vote For 1

	TOTAL	VOTE %	
For	296	63.52%	
Against	170	36.48%	
Total Votes Cast	466	100.00%	
Overvotes	0		
Undervotes	9		
Contest Totals	475		



Collin County Seal  
 Watermark Seal for Collin County.  
 Collin County Government

### PCT 039

#### Proposition 6 – State of Texas

Vote For 1

	TOTAL	VOTE %	
For	193	41.06%	
Against	277	58.94%	
Total Votes Cast	470	100.00%	
Overvotes	0		
Undervotes	5		
Contest Totals	475		

#### Proposition 7 – State of Texas

Vote For 1

	TOTAL	VOTE %	
For	413	87.13%	
Against	61	12.87%	
Total Votes Cast	474	100.00%	
Overvotes	0		
Undervotes	1		
Contest Totals	475		

#### Proposition 8 – State of Texas

Vote For 1

	TOTAL	VOTE %	
For	259	54.87%	
Against	213	45.13%	
Total Votes Cast	472	100.00%	
Overvotes	0		
Undervotes	3		
Contest Totals	475		

#### Proposition 9 – State of Texas

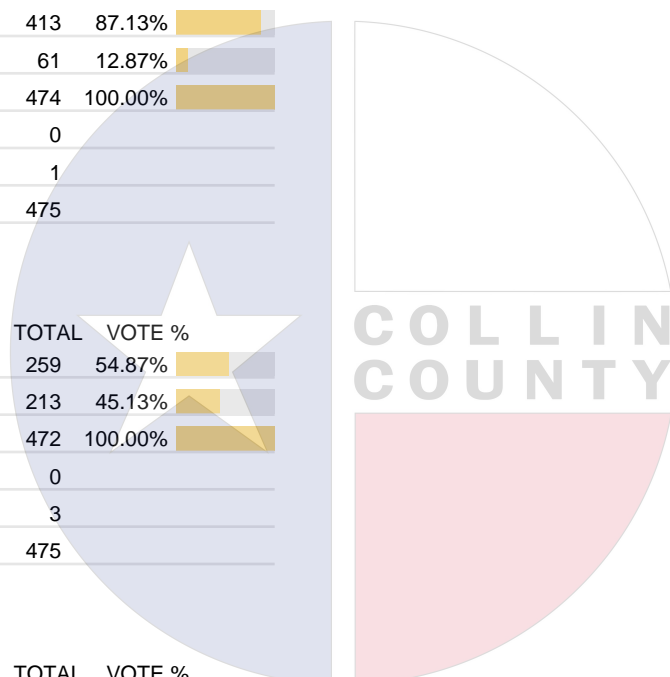
Vote For 1

	TOTAL	VOTE %	
For	288	61.28%	
Against	182	38.72%	
Total Votes Cast	470	100.00%	
Overvotes	0		
Undervotes	5		
Contest Totals	475		

#### Proposition 10 – State of Texas

Vote For 1

	TOTAL	VOTE %	
For	402	85.17%	
Against	70	14.83%	
Total Votes Cast	472	100.00%	
Overvotes	0		
Undervotes	3		
Contest Totals	475		



Collin County Seal  
 Watermark Seal for Collin County.  
 Collin County Government

### PCT 039

#### Proposition 11 – State of Texas

Vote For 1

	TOTAL	VOTE %	
For	356	75.26%	
Against	117	24.74%	
Total Votes Cast	473	100.00%	
Overvotes	0		
Undervotes	2		
Contest Totals	475		

#### Proposition 12 – State of Texas

Vote For 1

	TOTAL	VOTE %	
For	218	46.28%	
Against	253	53.72%	
Total Votes Cast	471	100.00%	
Overvotes	0		
Undervotes	4		
Contest Totals	475		

#### Proposition 13 – State of Texas

Vote For 1

	TOTAL	VOTE %	
For	372	78.65%	
Against	101	21.35%	
Total Votes Cast	473	100.00%	
Overvotes	0		
Undervotes	2		
Contest Totals	475		

#### Proposition 14 – State of Texas

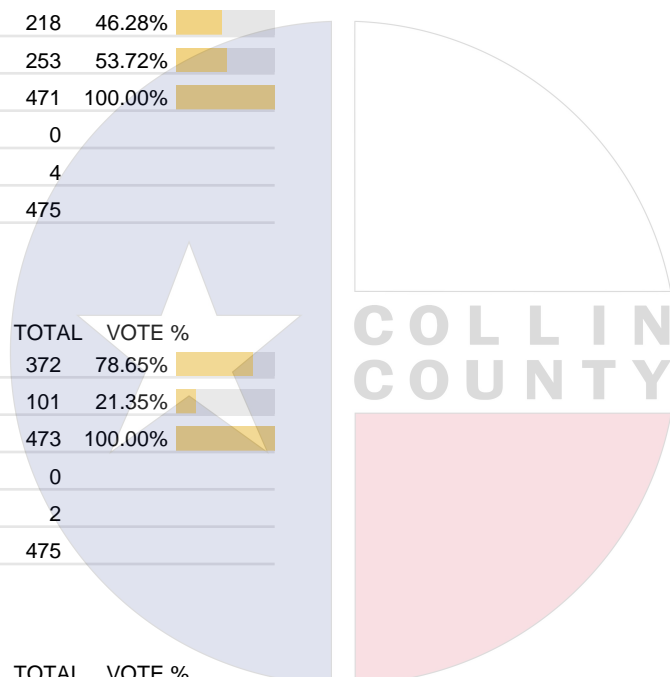
Vote For 1

	TOTAL	VOTE %	
For	350	73.84%	
Against	124	26.16%	
Total Votes Cast	474	100.00%	
Overvotes	0		
Undervotes	1		
Contest Totals	475		

#### Proposition 15 – State of Texas

Vote For 1

	TOTAL	VOTE %	
For	227	48.20%	
Against	244	51.80%	
Total Votes Cast	471	100.00%	
Overvotes	0		
Undervotes	4		
Contest Totals	475		



Collin County Seal  
 Watermark Seal for Collin County.  
 Collin County Government

**PCT 039**

**Proposition 16 – State of Texas**

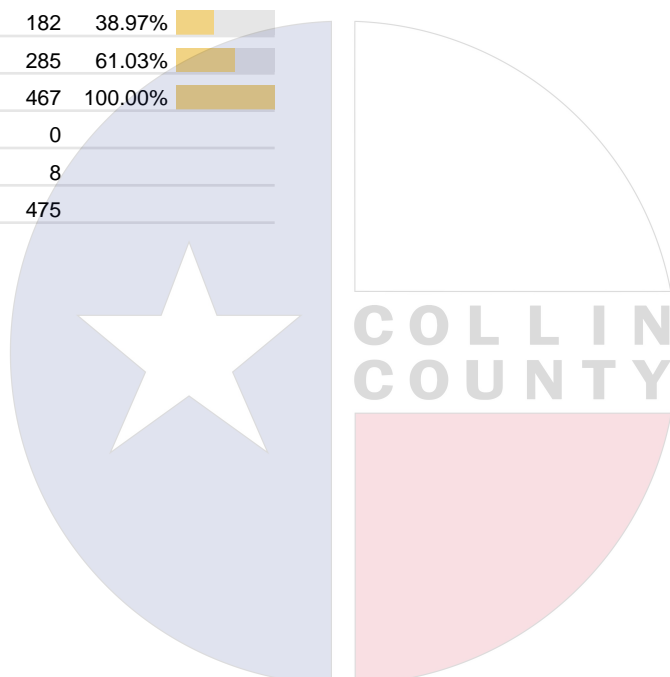
Vote For 1

	TOTAL	VOTE %	
For	253	54.06%	
Against	215	45.94%	
Total Votes Cast	468	100.00%	
Overvotes	0		
Undervotes	7		
Contest Totals	475		

**Proposition 17 – State of Texas**

Vote For 1

	TOTAL	VOTE %	
For	182	38.97%	
Against	285	61.03%	
Total Votes Cast	467	100.00%	
Overvotes	0		
Undervotes	8		
Contest Totals	475		



Collin County Seal  
 Watermark Seal for Collin County.  
 Collin County Government

## PCT 040

### Proposition 1 – State of Texas

Vote For 1

	TOTAL	VOTE %	
For	465	68.79%	
Against	211	31.21%	
Total Votes Cast	676	100.00%	
Overvotes	0		
Undervotes	6		
Contest Totals	682		

### Proposition 2 – State of Texas

Vote For 1

	TOTAL	VOTE %	
For	484	71.18%	
Against	196	28.82%	
Total Votes Cast	680	100.00%	
Overvotes	0		
Undervotes	2		
Contest Totals	682		

### Proposition 3 – State of Texas

Vote For 1

	TOTAL	VOTE %	
For	439	64.75%	
Against	239	35.25%	
Total Votes Cast	678	100.00%	
Overvotes	0		
Undervotes	4		
Contest Totals	682		

### Proposition 4 – State of Texas

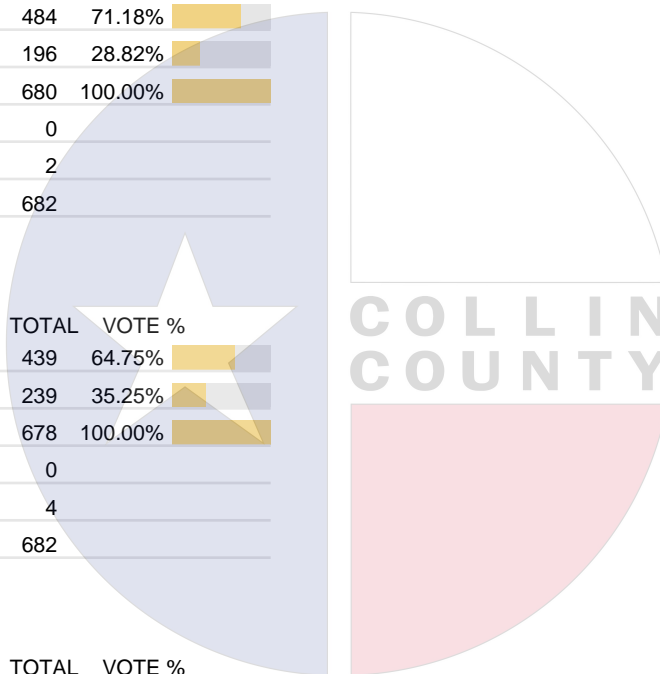
Vote For 1

	TOTAL	VOTE %	
For	485	71.64%	
Against	192	28.36%	
Total Votes Cast	677	100.00%	
Overvotes	1		
Undervotes	4		
Contest Totals	682		

### Proposition 5 – State of Texas

Vote For 1

	TOTAL	VOTE %	
For	484	72.13%	
Against	187	27.87%	
Total Votes Cast	671	100.00%	
Overvotes	0		
Undervotes	11		
Contest Totals	682		



Collin County Seal  
 Watermark Seal for Collin County.  
 Collin County Government

## PCT 040

### Proposition 6 – State of Texas

Vote For 1

	TOTAL	VOTE %	
For	428	63.69%	
Against	244	36.31%	
Total Votes Cast	672	100.00%	
Overvotes	0		
Undervotes	10		
Contest Totals	682		

### Proposition 7 – State of Texas

Vote For 1

	TOTAL	VOTE %	
For	602	88.53%	
Against	78	11.47%	
Total Votes Cast	680	100.00%	
Overvotes	0		
Undervotes	2		
Contest Totals	682		

### Proposition 8 – State of Texas

Vote For 1

	TOTAL	VOTE %	
For	530	78.17%	
Against	148	21.83%	
Total Votes Cast	678	100.00%	
Overvotes	0		
Undervotes	4		
Contest Totals	682		

### Proposition 9 – State of Texas

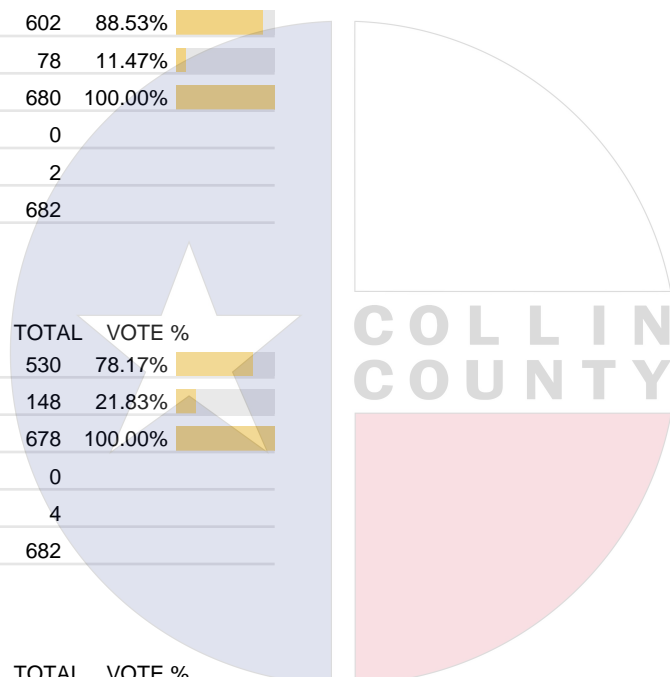
Vote For 1

	TOTAL	VOTE %	
For	452	67.26%	
Against	220	32.74%	
Total Votes Cast	672	100.00%	
Overvotes	0		
Undervotes	10		
Contest Totals	682		

### Proposition 10 – State of Texas

Vote For 1

	TOTAL	VOTE %	
For	616	90.86%	
Against	62	9.14%	
Total Votes Cast	678	100.00%	
Overvotes	0		
Undervotes	4		
Contest Totals	682		



Collin County Seal  
 Watermark Seal for Collin County.  
 Collin County Government

## PCT 040

### Proposition 11 – State of Texas

Vote For 1

	TOTAL	VOTE %	
For	573	84.14%	
Against	108	15.86%	
Total Votes Cast	681	100.00%	
Overvotes	0		
Undervotes	1		
Contest Totals	682		

### Proposition 12 – State of Texas

Vote For 1

	TOTAL	VOTE %	
For	439	65.13%	
Against	235	34.87%	
Total Votes Cast	674	100.00%	
Overvotes	0		
Undervotes	8		
Contest Totals	682		

### Proposition 13 – State of Texas

Vote For 1

	TOTAL	VOTE %	
For	587	86.20%	
Against	94	13.80%	
Total Votes Cast	681	100.00%	
Overvotes	0		
Undervotes	1		
Contest Totals	682		

### Proposition 14 – State of Texas

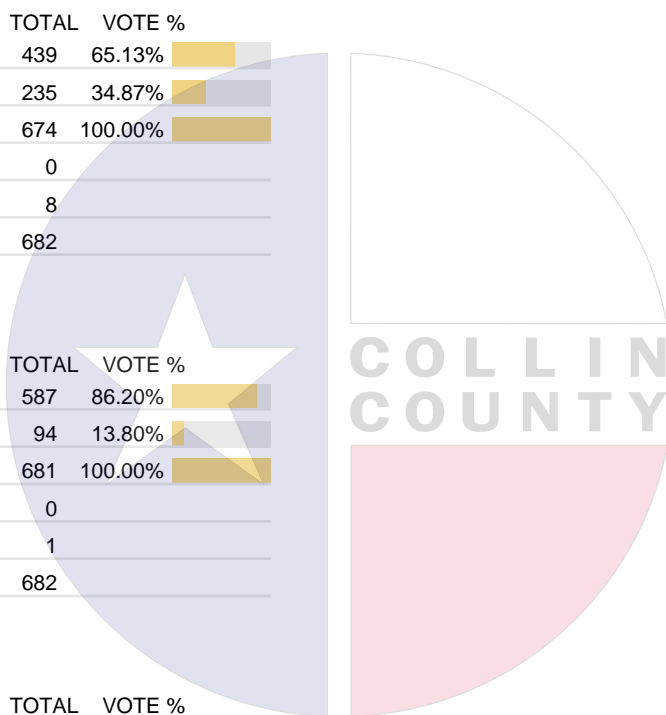
Vote For 1

	TOTAL	VOTE %	
For	456	67.56%	
Against	219	32.44%	
Total Votes Cast	675	100.00%	
Overvotes	0		
Undervotes	7		
Contest Totals	682		

### Proposition 15 – State of Texas

Vote For 1

	TOTAL	VOTE %	
For	484	71.49%	
Against	193	28.51%	
Total Votes Cast	677	100.00%	
Overvotes	0		
Undervotes	5		
Contest Totals	682		



Collin County Seal  
 Watermark Seal for Collin County.  
 Collin County Government

**PCT 040**

**Proposition 16 – State of Texas**

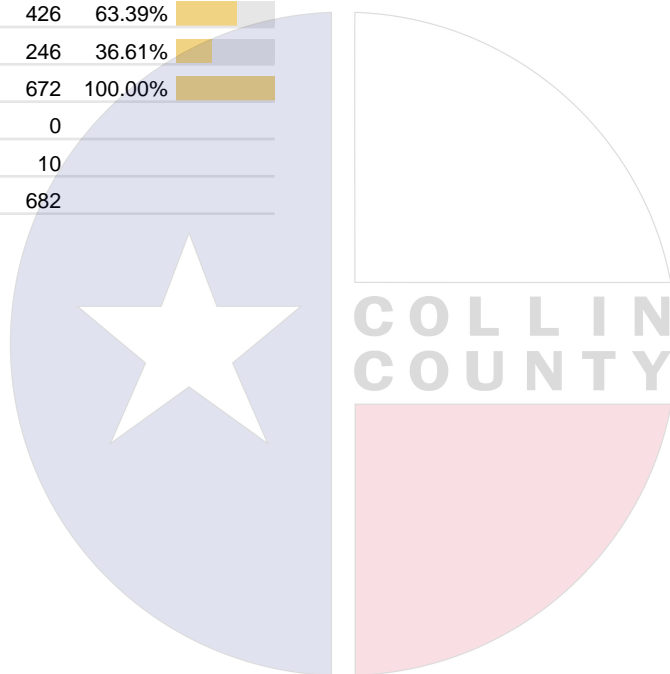
Vote For 1

	TOTAL	VOTE %	
For	503	74.19%	
Against	175	25.81%	
Total Votes Cast	678	100.00%	
Overvotes	0		
Undervotes	4		
Contest Totals	682		

**Proposition 17 – State of Texas**

Vote For 1

	TOTAL	VOTE %	
For	426	63.39%	
Against	246	36.61%	
Total Votes Cast	672	100.00%	
Overvotes	0		
Undervotes	10		
Contest Totals	682		



Collin County Seal  
 Watermark Seal for Collin County.  
 Collin County Government

## PCT 041

### Proposition 1 – State of Texas

Vote For 1

	TOTAL	VOTE %	
For	653	67.18%	
Against	319	32.82%	
Total Votes Cast	972	100.00%	
Overvotes	0		
Undervotes	13		
Contest Totals	985		

### Proposition 2 – State of Texas

Vote For 1

	TOTAL	VOTE %	
For	763	78.18%	
Against	213	21.82%	
Total Votes Cast	976	100.00%	
Overvotes	2		
Undervotes	7		
Contest Totals	985		

### Proposition 3 – State of Texas

Vote For 1

	TOTAL	VOTE %	
For	614	63.36%	
Against	355	36.64%	
Total Votes Cast	969	100.00%	
Overvotes	8		
Undervotes	8		
Contest Totals	985		

### Proposition 4 – State of Texas

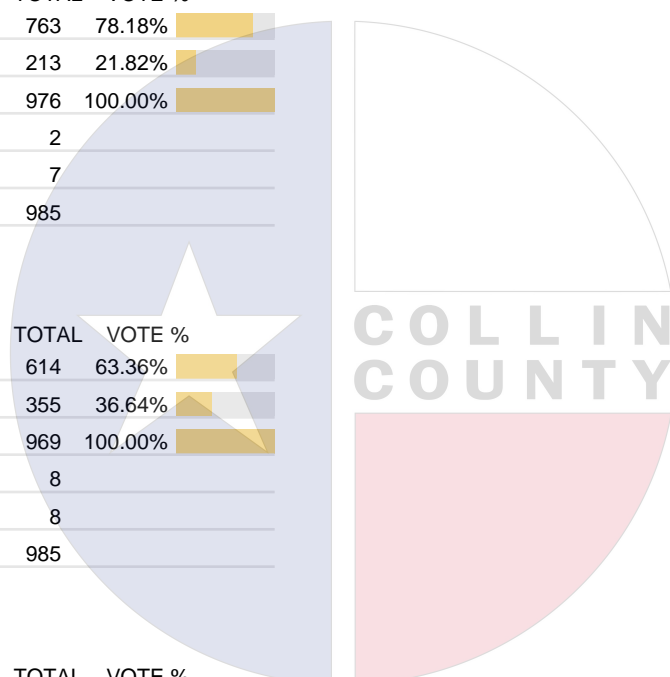
Vote For 1

	TOTAL	VOTE %	
For	673	69.31%	
Against	298	30.69%	
Total Votes Cast	971	100.00%	
Overvotes	4		
Undervotes	10		
Contest Totals	985		

### Proposition 5 – State of Texas

Vote For 1

	TOTAL	VOTE %	
For	710	73.58%	
Against	255	26.42%	
Total Votes Cast	965	100.00%	
Overvotes	0		
Undervotes	20		
Contest Totals	985		



Collin County Seal  
 Watermark Seal for Collin County.  
 Collin County Government

### PCT 041

#### Proposition 6 – State of Texas

Vote For 1

	TOTAL	VOTE %	
For	648	67.22%	
Against	316	32.78%	
Total Votes Cast	964	100.00%	
Overvotes	0		
Undervotes	21		
Contest Totals	985		

#### Proposition 7 – State of Texas

Vote For 1

	TOTAL	VOTE %	
For	893	90.94%	
Against	89	9.06%	
Total Votes Cast	982	100.00%	
Overvotes	1		
Undervotes	2		
Contest Totals	985		

#### Proposition 8 – State of Texas

Vote For 1

	TOTAL	VOTE %	
For	818	83.47%	
Against	162	16.53%	
Total Votes Cast	980	100.00%	
Overvotes	2		
Undervotes	3		
Contest Totals	985		

#### Proposition 9 – State of Texas

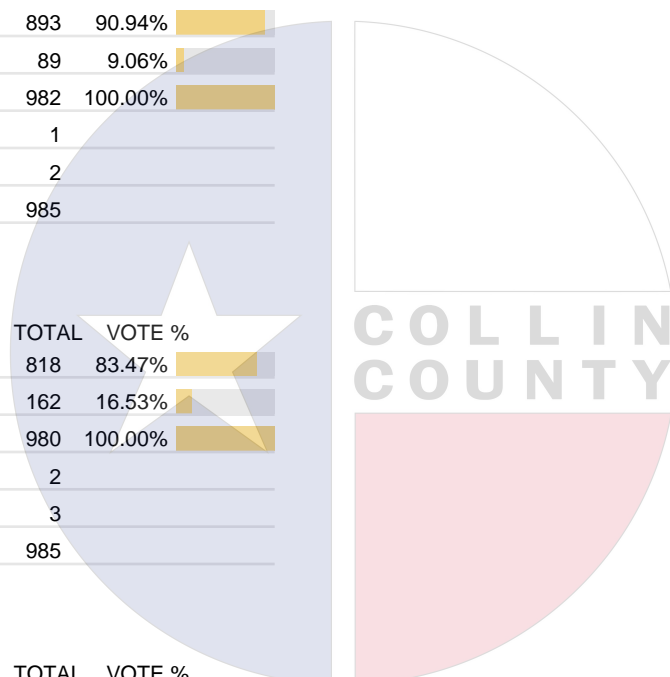
Vote For 1

	TOTAL	VOTE %	
For	757	78.36%	
Against	209	21.64%	
Total Votes Cast	966	100.00%	
Overvotes	1		
Undervotes	18		
Contest Totals	985		

#### Proposition 10 – State of Texas

Vote For 1

	TOTAL	VOTE %	
For	910	93.24%	
Against	66	6.76%	
Total Votes Cast	976	100.00%	
Overvotes	1		
Undervotes	8		
Contest Totals	985		



Collin County Seal  
 Watermark Seal for Collin County.  
 Collin County Government

### PCT 041

#### Proposition 11 – State of Texas

Vote For 1

	TOTAL	VOTE %	
For	802	81.84%	
Against	178	18.16%	
Total Votes Cast	980	100.00%	
Overvotes	1		
Undervotes	4		
Contest Totals	985		

#### Proposition 12 – State of Texas

Vote For 1

	TOTAL	VOTE %	
For	659	67.59%	
Against	316	32.41%	
Total Votes Cast	975	100.00%	
Overvotes	1		
Undervotes	9		
Contest Totals	985		

#### Proposition 13 – State of Texas

Vote For 1

	TOTAL	VOTE %	
For	875	89.29%	
Against	105	10.71%	
Total Votes Cast	980	100.00%	
Overvotes	1		
Undervotes	4		
Contest Totals	985		

#### Proposition 14 – State of Texas

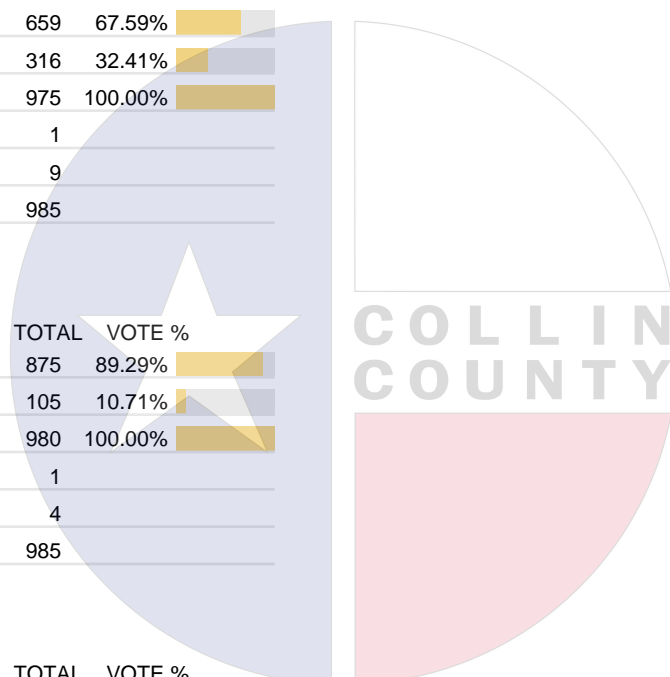
Vote For 1

	TOTAL	VOTE %	
For	623	63.83%	
Against	353	36.17%	
Total Votes Cast	976	100.00%	
Overvotes	5		
Undervotes	4		
Contest Totals	985		

#### Proposition 15 – State of Texas

Vote For 1

	TOTAL	VOTE %	
For	732	75.39%	
Against	239	24.61%	
Total Votes Cast	971	100.00%	
Overvotes	3		
Undervotes	11		
Contest Totals	985		



Collin County Seal  
 Watermark Seal for Collin County.  
 Collin County Government

## PCT 041

### Proposition 16 – State of Texas

Vote For 1

	TOTAL	VOTE %	
For	783	79.90%	
Against	197	20.10%	
Total Votes Cast	980	100.00%	
Overvotes	0		
Undervotes	5		
Contest Totals	985		

### Proposition 17 – State of Texas

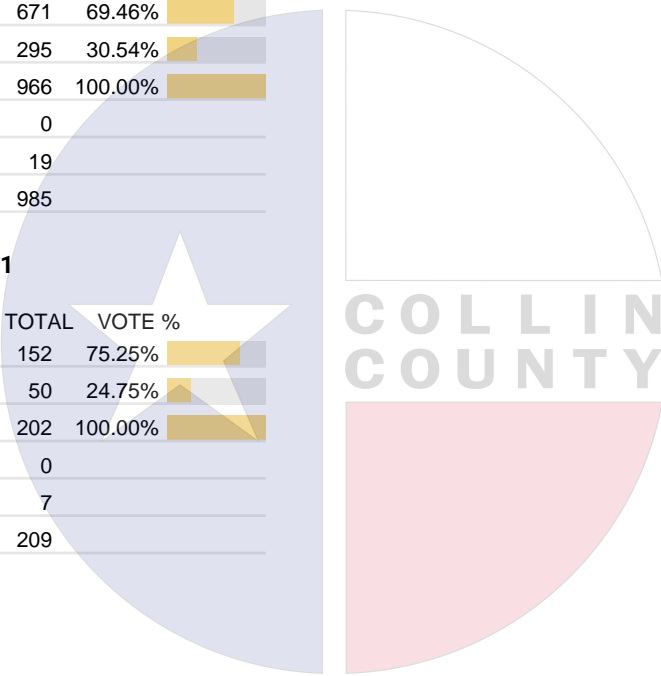
Vote For 1

	TOTAL	VOTE %	
For	671	69.46%	
Against	295	30.54%	
Total Votes Cast	966	100.00%	
Overvotes	0		
Undervotes	19		
Contest Totals	985		

### Proposition – Collin County ESD, No. 1

Vote For 1

	TOTAL	VOTE %	
For	152	75.25%	
Against	50	24.75%	
Total Votes Cast	202	100.00%	
Overvotes	0		
Undervotes	7		
Contest Totals	209		



Collin County Seal  
 Watermark Seal for Collin County.  
 Collin County Government

## PCT 042

### Proposition 1 – State of Texas

Vote For 1

	TOTAL	VOTE %	
For	191	64.97%	
Against	103	35.03%	
Total Votes Cast	294	100.00%	
Overvotes	0		
Undervotes	4		
Contest Totals	298		

### Proposition 2 – State of Texas

Vote For 1

	TOTAL	VOTE %	
For	232	78.11%	
Against	65	21.89%	
Total Votes Cast	297	100.00%	
Overvotes	0		
Undervotes	1		
Contest Totals	298		

### Proposition 3 – State of Texas

Vote For 1

	TOTAL	VOTE %	
For	209	70.85%	
Against	86	29.15%	
Total Votes Cast	295	100.00%	
Overvotes	0		
Undervotes	3		
Contest Totals	298		

### Proposition 4 – State of Texas

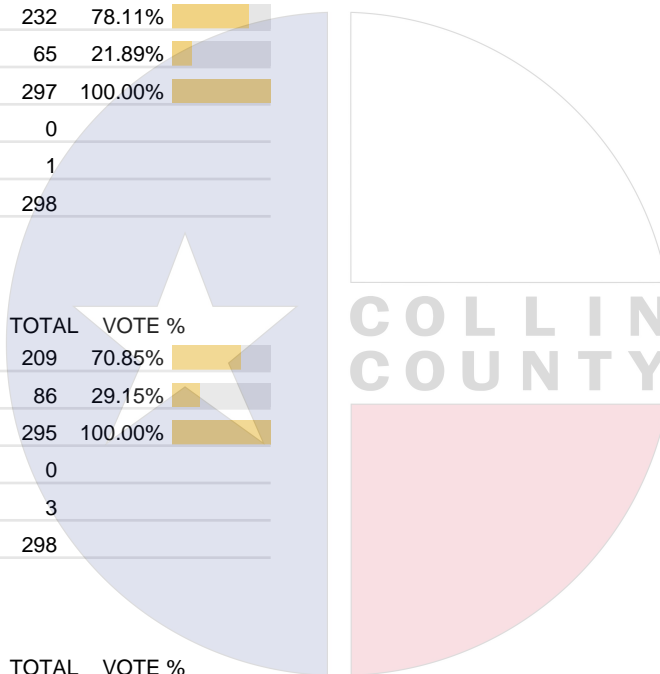
Vote For 1

	TOTAL	VOTE %	
For	204	69.62%	
Against	89	30.38%	
Total Votes Cast	293	100.00%	
Overvotes	0		
Undervotes	5		
Contest Totals	298		

### Proposition 5 – State of Texas

Vote For 1

	TOTAL	VOTE %	
For	228	78.62%	
Against	62	21.38%	
Total Votes Cast	290	100.00%	
Overvotes	0		
Undervotes	8		
Contest Totals	298		



Collin County Seal  
 Watermark Seal for Collin County.  
 Collin County Government

## PCT 042

### Proposition 6 – State of Texas

Vote For 1

	TOTAL	VOTE %	
For	200	68.97%	
Against	90	31.03%	
Total Votes Cast	290	100.00%	
Overvotes	0		
Undervotes	8		
Contest Totals	298		

### Proposition 7 – State of Texas

Vote For 1

	TOTAL	VOTE %	
For	270	90.91%	
Against	27	9.09%	
Total Votes Cast	297	100.00%	
Overvotes	0		
Undervotes	1		
Contest Totals	298		

### Proposition 8 – State of Texas

Vote For 1

	TOTAL	VOTE %	
For	255	85.86%	
Against	42	14.14%	
Total Votes Cast	297	100.00%	
Overvotes	0		
Undervotes	1		
Contest Totals	298		

### Proposition 9 – State of Texas

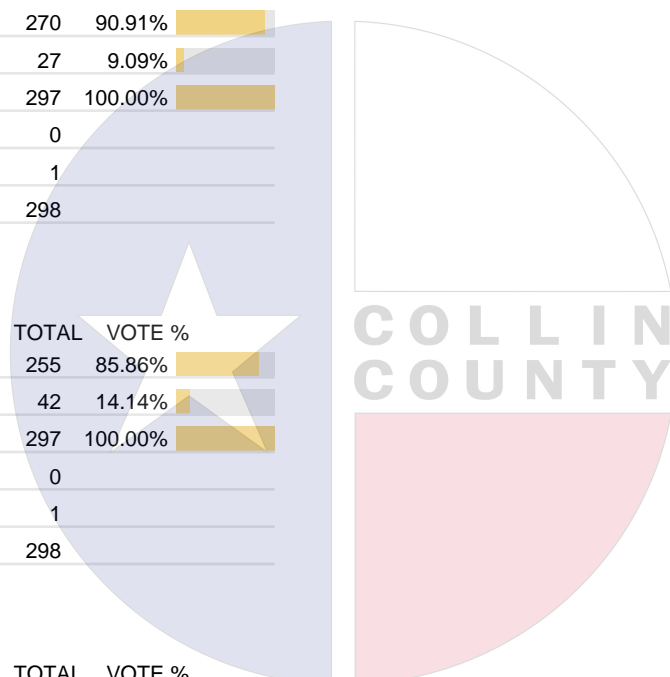
Vote For 1

	TOTAL	VOTE %	
For	230	78.50%	
Against	63	21.50%	
Total Votes Cast	293	100.00%	
Overvotes	0		
Undervotes	5		
Contest Totals	298		

### Proposition 10 – State of Texas

Vote For 1

	TOTAL	VOTE %	
For	267	89.90%	
Against	30	10.10%	
Total Votes Cast	297	100.00%	
Overvotes	0		
Undervotes	1		
Contest Totals	298		



Collin County Seal  
 Watermark Seal for Collin County.  
 Collin County Government

## PCT 042

### Proposition 11 – State of Texas

Vote For 1

	TOTAL	VOTE %	
For	257	86.53%	
Against	40	13.47%	
Total Votes Cast	297	100.00%	
Overvotes	0		
Undervotes	1		
Contest Totals	298		

### Proposition 12 – State of Texas

Vote For 1

	TOTAL	VOTE %	
For	211	72.51%	
Against	80	27.49%	
Total Votes Cast	291	100.00%	
Overvotes	0		
Undervotes	7		
Contest Totals	298		

### Proposition 13 – State of Texas

Vote For 1

	TOTAL	VOTE %	
For	262	88.22%	
Against	35	11.78%	
Total Votes Cast	297	100.00%	
Overvotes	0		
Undervotes	1		
Contest Totals	298		

### Proposition 14 – State of Texas

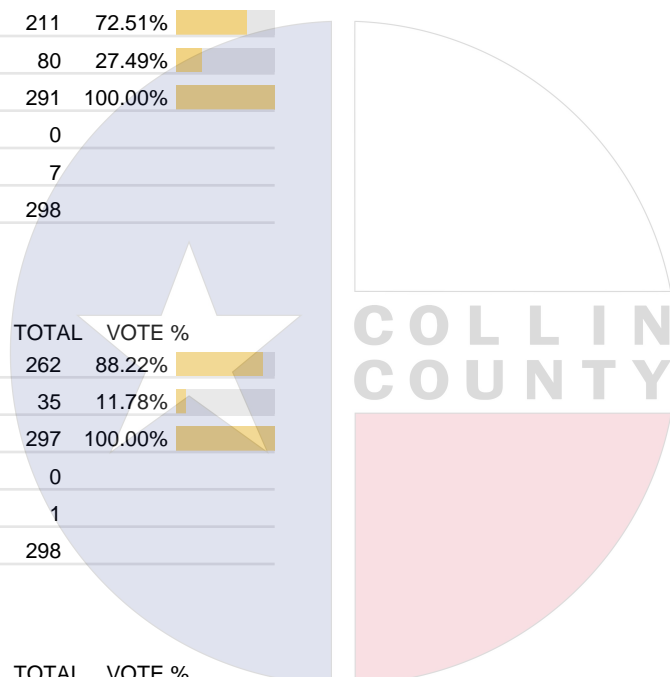
Vote For 1

	TOTAL	VOTE %	
For	189	64.51%	
Against	104	35.49%	
Total Votes Cast	293	100.00%	
Overvotes	0		
Undervotes	5		
Contest Totals	298		

### Proposition 15 – State of Texas

Vote For 1

	TOTAL	VOTE %	
For	248	83.78%	
Against	48	16.22%	
Total Votes Cast	296	100.00%	
Overvotes	0		
Undervotes	2		
Contest Totals	298		



Collin County Seal  
 Watermark Seal for Collin County.  
 Collin County Government

## PCT 042

### Proposition 16 – State of Texas

Vote For 1

	TOTAL	VOTE %	
For	248	84.07%	
Against	47	15.93%	
Total Votes Cast	295	100.00%	
Overvotes	0		
Undervotes	3		
Contest Totals	298		

### Proposition 17 – State of Texas

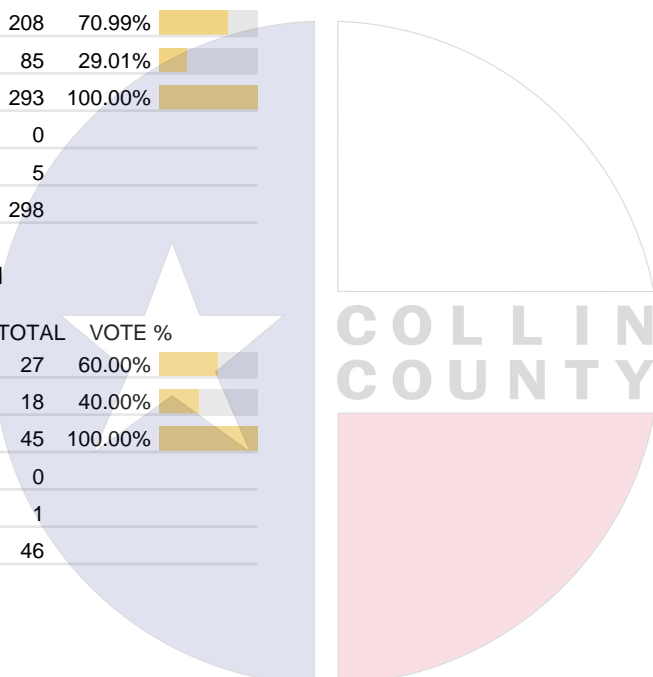
Vote For 1

	TOTAL	VOTE %	
For	208	70.99%	
Against	85	29.01%	
Total Votes Cast	293	100.00%	
Overvotes	0		
Undervotes	5		
Contest Totals	298		

### Proposition – Collin County ESD, No. 1

Vote For 1

	TOTAL	VOTE %	
For	27	60.00%	
Against	18	40.00%	
Total Votes Cast	45	100.00%	
Overvotes	0		
Undervotes	1		
Contest Totals	46		



Collin County Seal  
 Watermark Seal for Collin County.  
 Collin County Government

## PCT 043

### Proposition 1 – State of Texas

Vote For 1

	TOTAL	VOTE %	
For	319	75.77%	
Against	102	24.23%	
Total Votes Cast	421	100.00%	
Overvotes	0		
Undervotes	4		
Contest Totals	425		

### Proposition 2 – State of Texas

Vote For 1

	TOTAL	VOTE %	
For	240	56.74%	
Against	183	43.26%	
Total Votes Cast	423	100.00%	
Overvotes	0		
Undervotes	2		
Contest Totals	425		

### Proposition 3 – State of Texas

Vote For 1

	TOTAL	VOTE %	
For	215	50.71%	
Against	209	49.29%	
Total Votes Cast	424	100.00%	
Overvotes	0		
Undervotes	1		
Contest Totals	425		

### Proposition 4 – State of Texas

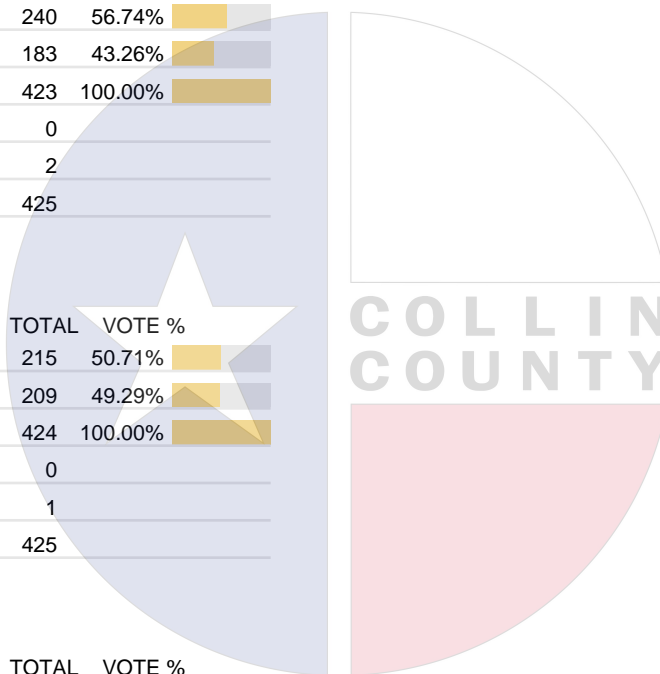
Vote For 1

	TOTAL	VOTE %	
For	316	75.42%	
Against	103	24.58%	
Total Votes Cast	419	100.00%	
Overvotes	0		
Undervotes	6		
Contest Totals	425		

### Proposition 5 – State of Texas

Vote For 1

	TOTAL	VOTE %	
For	251	60.92%	
Against	161	39.08%	
Total Votes Cast	412	100.00%	
Overvotes	0		
Undervotes	13		
Contest Totals	425		



Collin County Seal  
 Watermark Seal for Collin County.  
 Collin County Government

## PCT 043

### Proposition 6 – State of Texas

Vote For 1

	TOTAL	VOTE %	
For	190	45.67%	
Against	226	54.33%	
Total Votes Cast	416	100.00%	
Overvotes	0		
Undervotes	9		
Contest Totals	425		

### Proposition 7 – State of Texas

Vote For 1

	TOTAL	VOTE %	
For	378	89.57%	
Against	44	10.43%	
Total Votes Cast	422	100.00%	
Overvotes	0		
Undervotes	3		
Contest Totals	425		

### Proposition 8 – State of Texas

Vote For 1

	TOTAL	VOTE %	
For	285	67.54%	
Against	137	32.46%	
Total Votes Cast	422	100.00%	
Overvotes	0		
Undervotes	3		
Contest Totals	425		

### Proposition 9 – State of Texas

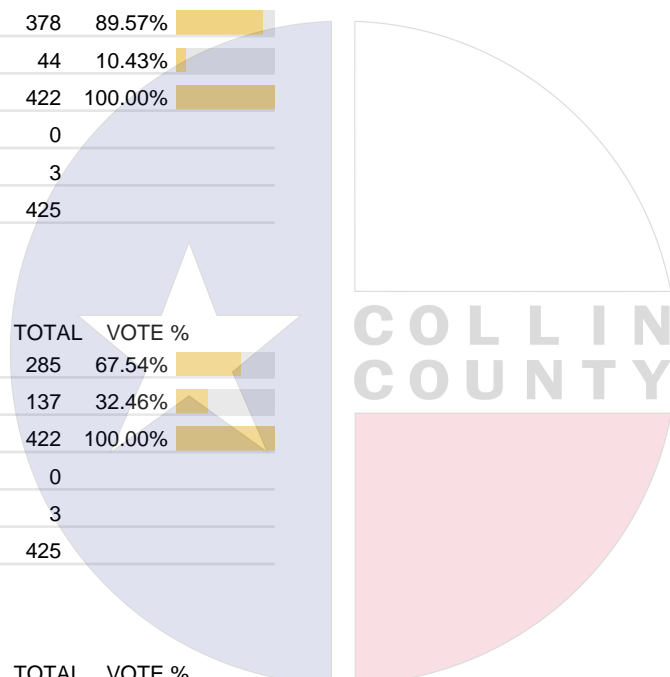
Vote For 1

	TOTAL	VOTE %	
For	258	61.87%	
Against	159	38.13%	
Total Votes Cast	417	100.00%	
Overvotes	0		
Undervotes	8		
Contest Totals	425		

### Proposition 10 – State of Texas

Vote For 1

	TOTAL	VOTE %	
For	377	89.34%	
Against	45	10.66%	
Total Votes Cast	422	100.00%	
Overvotes	0		
Undervotes	3		
Contest Totals	425		



Collin County Seal  
 Watermark Seal for Collin County.  
 Collin County Government

### PCT 043

#### Proposition 11 – State of Texas

Vote For 1

	TOTAL	VOTE %	
For	335	79.38%	
Against	87	20.62%	
Total Votes Cast	422	100.00%	
Overvotes	1		
Undervotes	2		
Contest Totals	425		

#### Proposition 12 – State of Texas

Vote For 1

	TOTAL	VOTE %	
For	230	55.29%	
Against	186	44.71%	
Total Votes Cast	416	100.00%	
Overvotes	0		
Undervotes	9		
Contest Totals	425		

#### Proposition 13 – State of Texas

Vote For 1

	TOTAL	VOTE %	
For	340	80.38%	
Against	83	19.62%	
Total Votes Cast	423	100.00%	
Overvotes	0		
Undervotes	2		
Contest Totals	425		

#### Proposition 14 – State of Texas

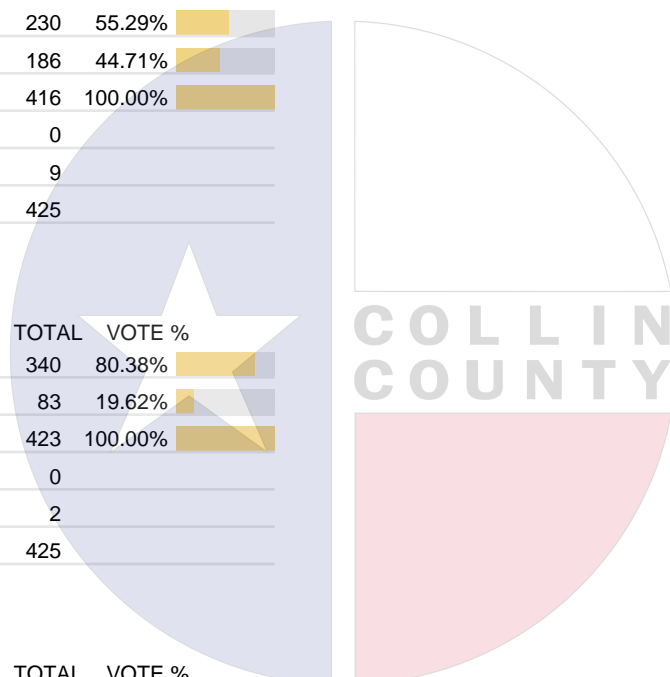
Vote For 1

	TOTAL	VOTE %	
For	301	72.01%	
Against	117	27.99%	
Total Votes Cast	418	100.00%	
Overvotes	1		
Undervotes	6		
Contest Totals	425		

#### Proposition 15 – State of Texas

Vote For 1

	TOTAL	VOTE %	
For	269	63.44%	
Against	155	36.56%	
Total Votes Cast	424	100.00%	
Overvotes	0		
Undervotes	1		
Contest Totals	425		



Collin County Seal  
 Watermark Seal for Collin County.  
 Collin County Government

**PCT 043**

**Proposition 16 – State of Texas**

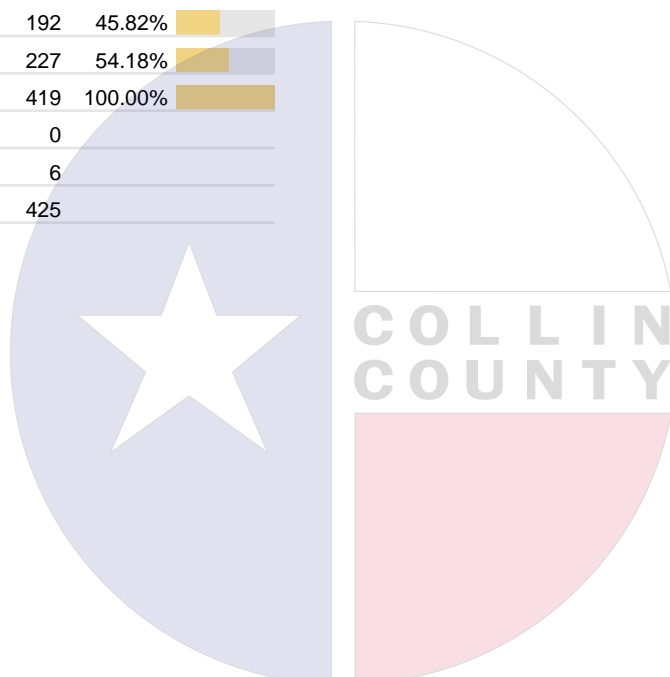
Vote For 1

	TOTAL	VOTE %	
For	263	62.03%	
Against	161	37.97%	
Total Votes Cast	424	100.00%	
Overvotes	0		
Undervotes	1		
Contest Totals	425		

**Proposition 17 – State of Texas**

Vote For 1

	TOTAL	VOTE %	
For	192	45.82%	
Against	227	54.18%	
Total Votes Cast	419	100.00%	
Overvotes	0		
Undervotes	6		
Contest Totals	425		



Collin County Seal  
 Watermark Seal for Collin County.  
 Collin County Government

**PCT 044**

**Proposition 1 – State of Texas**

Vote For 1

	TOTAL	VOTE %	
For	138	75.00%	
Against	46	25.00%	
Total Votes Cast	184	100.00%	
Overvotes	0		
Undervotes	1		
Contest Totals	185		

**Proposition 2 – State of Texas**

Vote For 1

	TOTAL	VOTE %	
For	107	58.15%	
Against	77	41.85%	
Total Votes Cast	184	100.00%	
Overvotes	0		
Undervotes	1		
Contest Totals	185		

**Proposition 3 – State of Texas**

Vote For 1

	TOTAL	VOTE %	
For	97	53.30%	
Against	85	46.70%	
Total Votes Cast	182	100.00%	
Overvotes	0		
Undervotes	3		
Contest Totals	185		

**Proposition 4 – State of Texas**

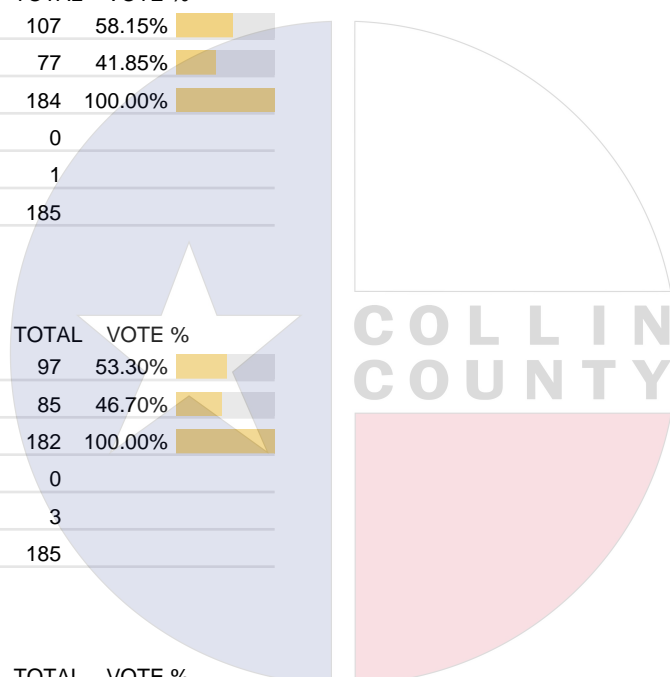
Vote For 1

	TOTAL	VOTE %	
For	135	72.97%	
Against	50	27.03%	
Total Votes Cast	185	100.00%	
Overvotes	0		
Undervotes	0		
Contest Totals	185		

**Proposition 5 – State of Texas**

Vote For 1

	TOTAL	VOTE %	
For	126	68.85%	
Against	57	31.15%	
Total Votes Cast	183	100.00%	
Overvotes	0		
Undervotes	2		
Contest Totals	185		



Collin County Seal  
 Watermark Seal for Collin County.  
 Collin County Government

## PCT 044

### Proposition 6 – State of Texas

Vote For 1

	TOTAL	VOTE %	
For	82	44.32%	
Against	103	55.68%	
Total Votes Cast	185	100.00%	
Overvotes	0		
Undervotes	0		
Contest Totals	185		

### Proposition 7 – State of Texas

Vote For 1

	TOTAL	VOTE %	
For	161	87.03%	
Against	24	12.97%	
Total Votes Cast	185	100.00%	
Overvotes	0		
Undervotes	0		
Contest Totals	185		

### Proposition 8 – State of Texas

Vote For 1

	TOTAL	VOTE %	
For	113	61.08%	
Against	72	38.92%	
Total Votes Cast	185	100.00%	
Overvotes	0		
Undervotes	0		
Contest Totals	185		

### Proposition 9 – State of Texas

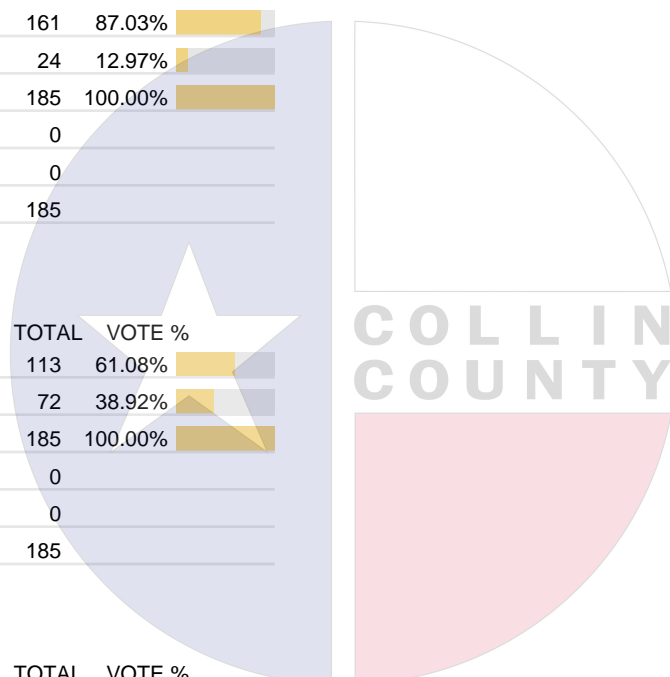
Vote For 1

	TOTAL	VOTE %	
For	127	69.02%	
Against	57	30.98%	
Total Votes Cast	184	100.00%	
Overvotes	0		
Undervotes	1		
Contest Totals	185		

### Proposition 10 – State of Texas

Vote For 1

	TOTAL	VOTE %	
For	163	88.11%	
Against	22	11.89%	
Total Votes Cast	185	100.00%	
Overvotes	0		
Undervotes	0		
Contest Totals	185		



Collin County Seal  
 Watermark Seal for Collin County.  
 Collin County Government

## PCT 044

### Proposition 11 – State of Texas

Vote For 1

	TOTAL	VOTE %	
For	144	77.84%	
Against	41	22.16%	
Total Votes Cast	185	100.00%	
Overvotes	0		
Undervotes	0		
Contest Totals	185		

### Proposition 12 – State of Texas

Vote For 1

	TOTAL	VOTE %	
For	91	50.00%	
Against	91	50.00%	
Total Votes Cast	182	100.00%	
Overvotes	0		
Undervotes	3		
Contest Totals	185		

### Proposition 13 – State of Texas

Vote For 1

	TOTAL	VOTE %	
For	149	80.54%	
Against	36	19.46%	
Total Votes Cast	185	100.00%	
Overvotes	0		
Undervotes	0		
Contest Totals	185		

### Proposition 14 – State of Texas

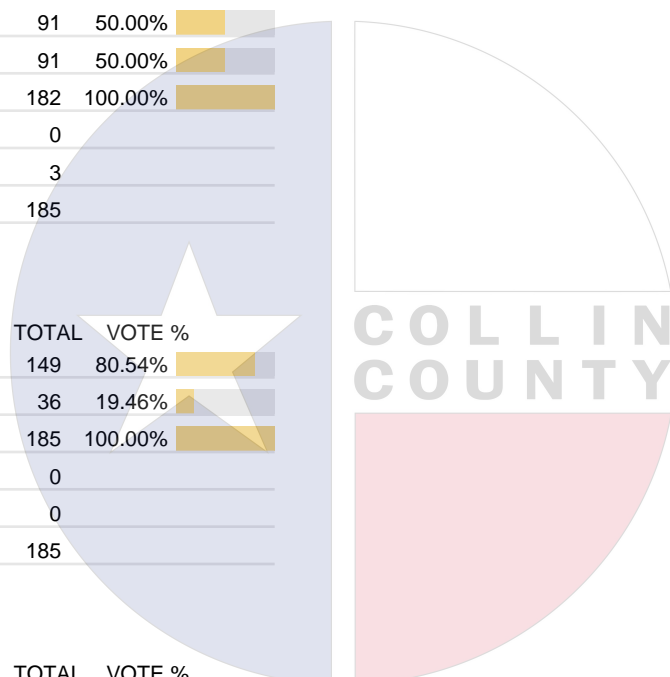
Vote For 1

	TOTAL	VOTE %	
For	116	63.04%	
Against	68	36.96%	
Total Votes Cast	184	100.00%	
Overvotes	0		
Undervotes	1		
Contest Totals	185		

### Proposition 15 – State of Texas

Vote For 1

	TOTAL	VOTE %	
For	103	55.98%	
Against	81	44.02%	
Total Votes Cast	184	100.00%	
Overvotes	0		
Undervotes	1		
Contest Totals	185		



Collin County Seal  
 Watermark Seal for Collin County.  
 Collin County Government

**PCT 044**

**Proposition 16 – State of Texas**

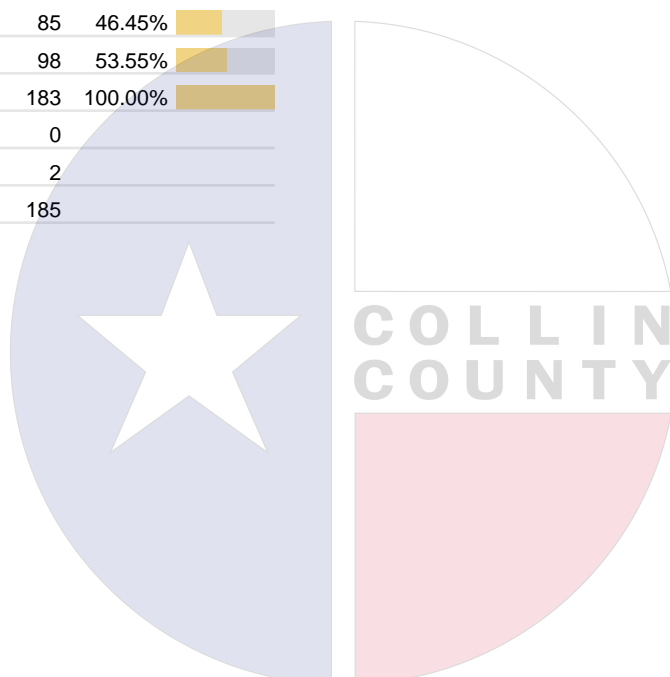
Vote For 1

	TOTAL	VOTE %	
For	108	58.38%	
Against	77	41.62%	
Total Votes Cast	185	100.00%	
Overvotes	0		
Undervotes	0		
Contest Totals	185		

**Proposition 17 – State of Texas**

Vote For 1

	TOTAL	VOTE %	
For	85	46.45%	
Against	98	53.55%	
Total Votes Cast	183	100.00%	
Overvotes	0		
Undervotes	2		
Contest Totals	185		



Collin County Seal  
 Watermark Seal for Collin County.  
 Collin County Government

## PCT 045

### Proposition 1 – State of Texas

Vote For 1

	TOTAL	VOTE %	
For	411	71.23%	
Against	166	28.77%	
Total Votes Cast	577	100.00%	
Overvotes	1		
Undervotes	7		
Contest Totals	585		

### Proposition 2 – State of Texas

Vote For 1

	TOTAL	VOTE %	
For	419	71.99%	
Against	163	28.01%	
Total Votes Cast	582	100.00%	
Overvotes	0		
Undervotes	3		
Contest Totals	585		

### Proposition 3 – State of Texas

Vote For 1

	TOTAL	VOTE %	
For	352	60.59%	
Against	229	39.41%	
Total Votes Cast	581	100.00%	
Overvotes	0		
Undervotes	4		
Contest Totals	585		

### Proposition 4 – State of Texas

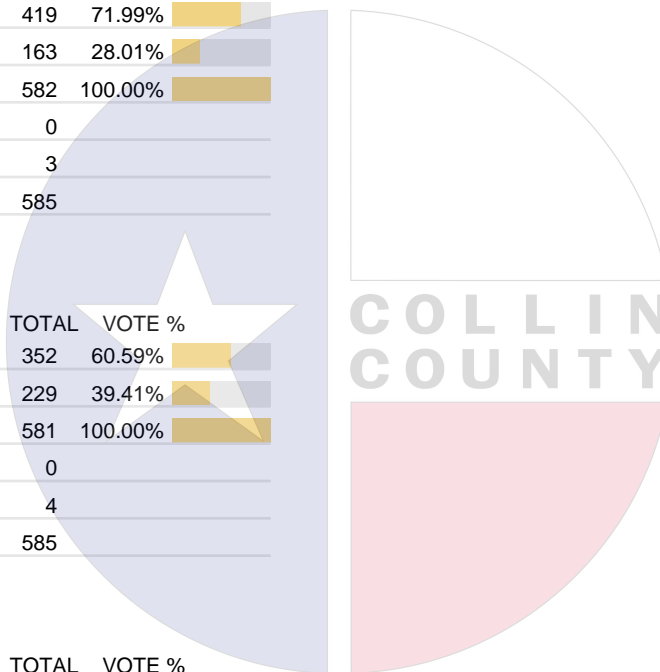
Vote For 1

	TOTAL	VOTE %	
For	442	76.21%	
Against	138	23.79%	
Total Votes Cast	580	100.00%	
Overvotes	1		
Undervotes	4		
Contest Totals	585		

### Proposition 5 – State of Texas

Vote For 1

	TOTAL	VOTE %	
For	423	73.95%	
Against	149	26.05%	
Total Votes Cast	572	100.00%	
Overvotes	0		
Undervotes	13		
Contest Totals	585		



Collin County Seal  
 Watermark Seal for Collin County.  
 Collin County Government

## PCT 045

### Proposition 6 – State of Texas

Vote For 1

	TOTAL	VOTE %	
For	359	62.87%	
Against	212	37.13%	
Total Votes Cast	571	100.00%	
Overvotes	1		
Undervotes	13		
Contest Totals	585		

### Proposition 7 – State of Texas

Vote For 1

	TOTAL	VOTE %	
For	520	89.81%	
Against	59	10.19%	
Total Votes Cast	579	100.00%	
Overvotes	0		
Undervotes	6		
Contest Totals	585		

### Proposition 8 – State of Texas

Vote For 1

	TOTAL	VOTE %	
For	447	76.80%	
Against	135	23.20%	
Total Votes Cast	582	100.00%	
Overvotes	0		
Undervotes	3		
Contest Totals	585		

### Proposition 9 – State of Texas

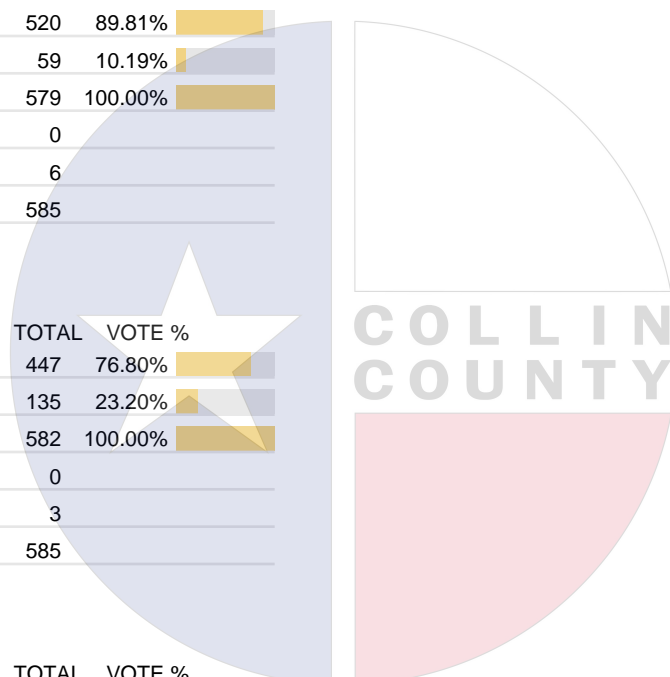
Vote For 1

	TOTAL	VOTE %	
For	424	73.48%	
Against	153	26.52%	
Total Votes Cast	577	100.00%	
Overvotes	0		
Undervotes	8		
Contest Totals	585		

### Proposition 10 – State of Texas

Vote For 1

	TOTAL	VOTE %	
For	532	91.57%	
Against	49	8.43%	
Total Votes Cast	581	100.00%	
Overvotes	0		
Undervotes	4		
Contest Totals	585		



Collin County Seal  
 Watermark Seal for Collin County.  
 Collin County Government

## PCT 045

### Proposition 11 – State of Texas

Vote For 1

	TOTAL	VOTE %	
For	474	81.44%	
Against	108	18.56%	
Total Votes Cast	582	100.00%	
Overvotes	0		
Undervotes	3		
Contest Totals	585		

### Proposition 12 – State of Texas

Vote For 1

	TOTAL	VOTE %	
For	376	65.39%	
Against	199	34.61%	
Total Votes Cast	575	100.00%	
Overvotes	0		
Undervotes	10		
Contest Totals	585		

### Proposition 13 – State of Texas

Vote For 1

	TOTAL	VOTE %	
For	506	86.79%	
Against	77	13.21%	
Total Votes Cast	583	100.00%	
Overvotes	0		
Undervotes	2		
Contest Totals	585		

### Proposition 14 – State of Texas

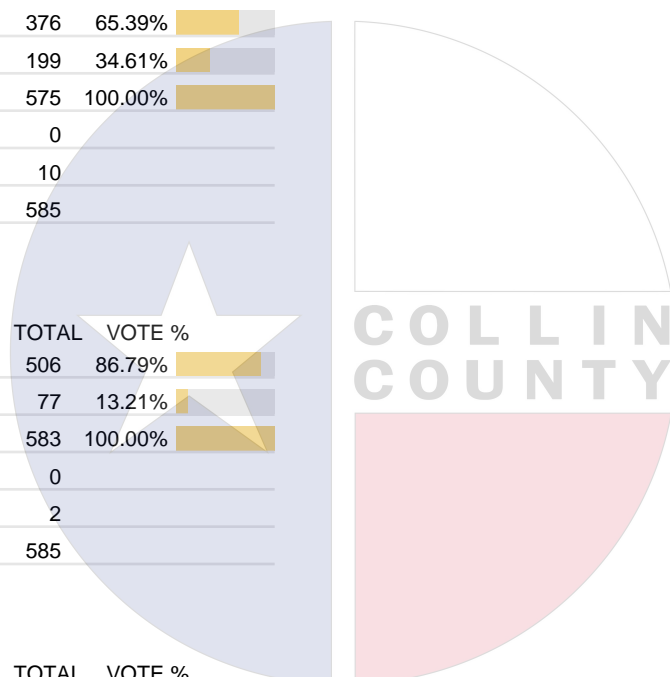
Vote For 1

	TOTAL	VOTE %	
For	387	67.07%	
Against	190	32.93%	
Total Votes Cast	577	100.00%	
Overvotes	0		
Undervotes	8		
Contest Totals	585		

### Proposition 15 – State of Texas

Vote For 1

	TOTAL	VOTE %	
For	424	72.98%	
Against	157	27.02%	
Total Votes Cast	581	100.00%	
Overvotes	0		
Undervotes	4		
Contest Totals	585		



Collin County Seal  
 Watermark Seal for Collin County.  
 Collin County Government

## PCT 045

### Proposition 16 – State of Texas

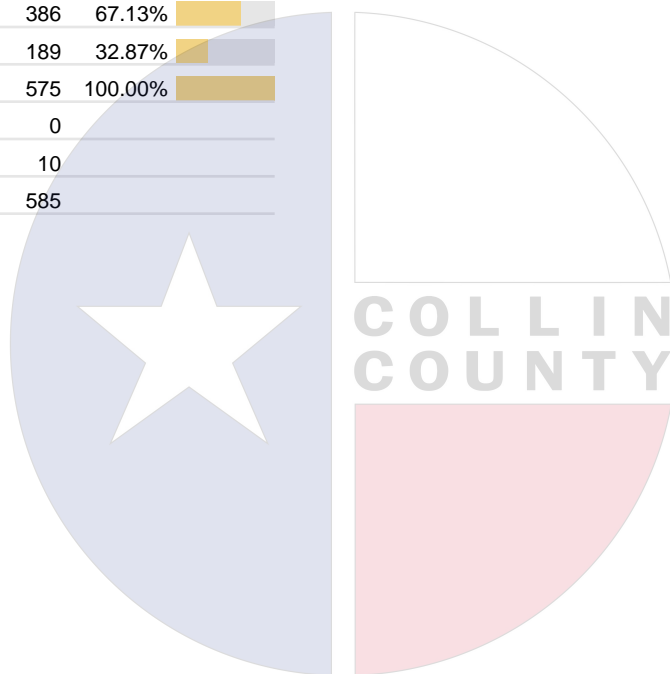
Vote For 1

	TOTAL	VOTE %	
For	442	76.21%	
Against	138	23.79%	
Total Votes Cast	580	100.00%	
Overvotes	0		
Undervotes	5		
Contest Totals	585		

### Proposition 17 – State of Texas

Vote For 1

	TOTAL	VOTE %	
For	386	67.13%	
Against	189	32.87%	
Total Votes Cast	575	100.00%	
Overvotes	0		
Undervotes	10		
Contest Totals	585		



Collin County Seal  
 Watermark Seal for Collin County.  
 Collin County Government

## PCT 046

### Proposition 1 – State of Texas

Vote For 1

	TOTAL	VOTE %	
For	318	70.67%	
Against	132	29.33%	
Total Votes Cast	450	100.00%	
Overvotes	0		
Undervotes	2		
Contest Totals	452		

### Proposition 2 – State of Texas

Vote For 1

	TOTAL	VOTE %	
For	220	49.11%	
Against	228	50.89%	
Total Votes Cast	448	100.00%	
Overvotes	0		
Undervotes	4		
Contest Totals	452		

### Proposition 3 – State of Texas

Vote For 1

	TOTAL	VOTE %	
For	203	45.41%	
Against	244	54.59%	
Total Votes Cast	447	100.00%	
Overvotes	0		
Undervotes	5		
Contest Totals	452		

### Proposition 4 – State of Texas

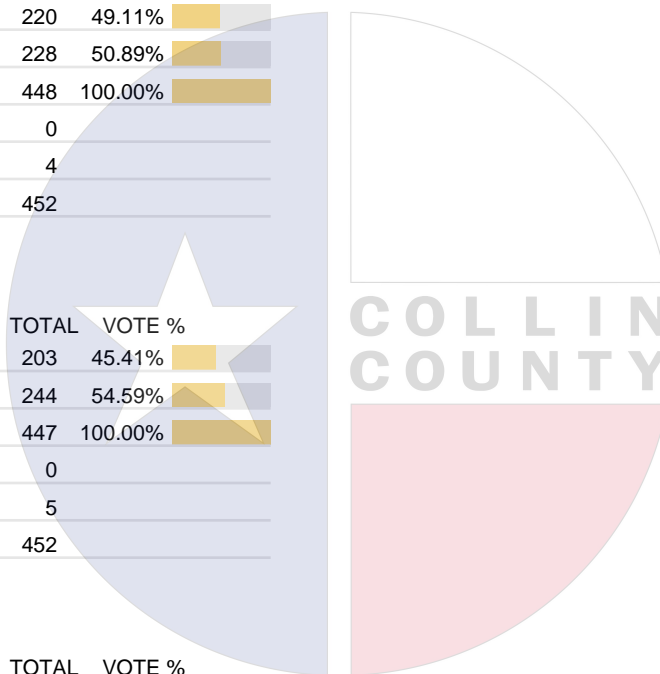
Vote For 1

	TOTAL	VOTE %	
For	325	72.54%	
Against	123	27.46%	
Total Votes Cast	448	100.00%	
Overvotes	0		
Undervotes	4		
Contest Totals	452		

### Proposition 5 – State of Texas

Vote For 1

	TOTAL	VOTE %	
For	278	62.47%	
Against	167	37.53%	
Total Votes Cast	445	100.00%	
Overvotes	0		
Undervotes	7		
Contest Totals	452		



Collin County Seal  
 Watermark Seal for Collin County,  
 Collin County Government

## PCT 046

### Proposition 6 – State of Texas

Vote For 1

	TOTAL	VOTE %	
For	189	42.38%	
Against	257	57.62%	
Total Votes Cast	446	100.00%	
Overvotes	0		
Undervotes	6		
Contest Totals	452		

### Proposition 7 – State of Texas

Vote For 1

	TOTAL	VOTE %	
For	362	80.80%	
Against	86	19.20%	
Total Votes Cast	448	100.00%	
Overvotes	2		
Undervotes	2		
Contest Totals	452		

### Proposition 8 – State of Texas

Vote For 1

	TOTAL	VOTE %	
For	240	53.45%	
Against	209	46.55%	
Total Votes Cast	449	100.00%	
Overvotes	0		
Undervotes	3		
Contest Totals	452		

### Proposition 9 – State of Texas

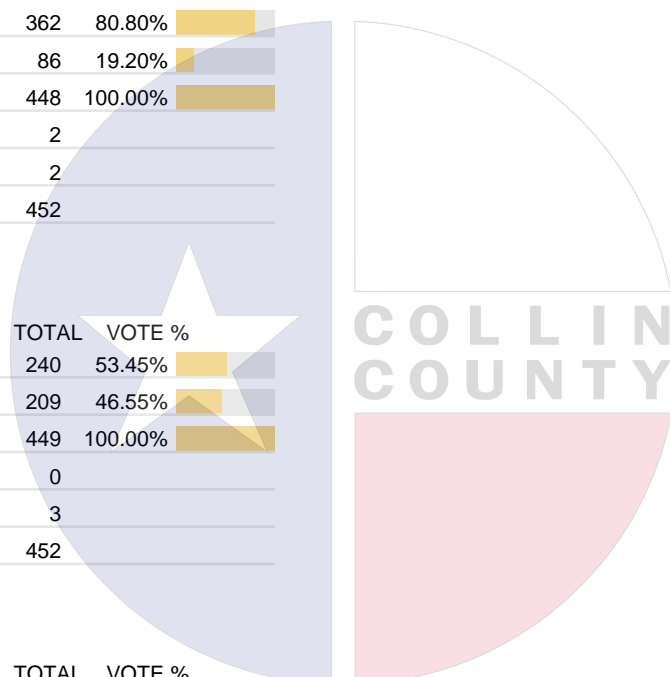
Vote For 1

	TOTAL	VOTE %	
For	269	60.45%	
Against	176	39.55%	
Total Votes Cast	445	100.00%	
Overvotes	0		
Undervotes	7		
Contest Totals	452		

### Proposition 10 – State of Texas

Vote For 1

	TOTAL	VOTE %	
For	380	84.82%	
Against	68	15.18%	
Total Votes Cast	448	100.00%	
Overvotes	0		
Undervotes	4		
Contest Totals	452		



Collin County Seal  
 Watermark Seal for Collin County.  
 Collin County Government

## PCT 046

### Proposition 11 – State of Texas

Vote For 1

	TOTAL	VOTE %	
For	333	74.16%	
Against	116	25.84%	
Total Votes Cast	449	100.00%	
Overvotes	0		
Undervotes	3		
Contest Totals	452		

### Proposition 12 – State of Texas

Vote For 1

	TOTAL	VOTE %	
For	205	45.86%	
Against	242	54.14%	
Total Votes Cast	447	100.00%	
Overvotes	0		
Undervotes	5		
Contest Totals	452		

### Proposition 13 – State of Texas

Vote For 1

	TOTAL	VOTE %	
For	322	71.56%	
Against	128	28.44%	
Total Votes Cast	450	100.00%	
Overvotes	0		
Undervotes	2		
Contest Totals	452		

### Proposition 14 – State of Texas

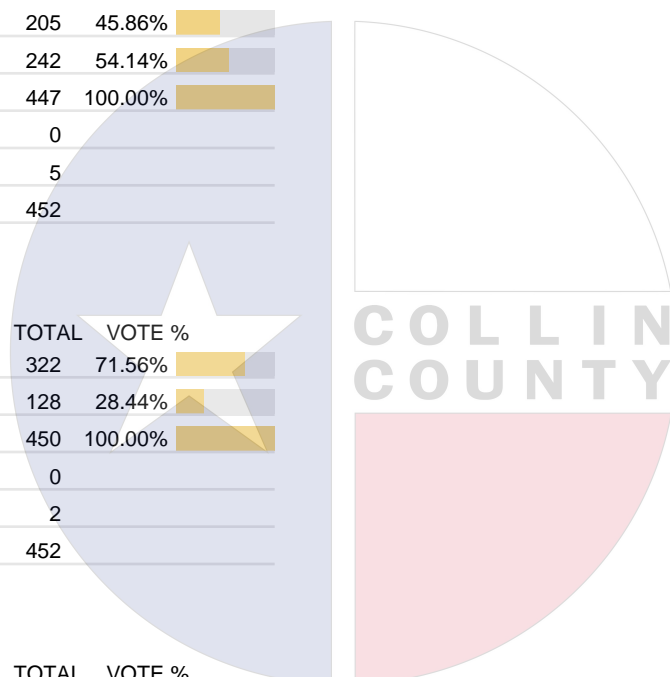
Vote For 1

	TOTAL	VOTE %	
For	316	70.22%	
Against	134	29.78%	
Total Votes Cast	450	100.00%	
Overvotes	0		
Undervotes	2		
Contest Totals	452		

### Proposition 15 – State of Texas

Vote For 1

	TOTAL	VOTE %	
For	239	53.23%	
Against	210	46.77%	
Total Votes Cast	449	100.00%	
Overvotes	0		
Undervotes	3		
Contest Totals	452		



Collin County Seal  
 Watermark Seal for Collin County.  
 Collin County Government

## PCT 046

### Proposition 16 – State of Texas

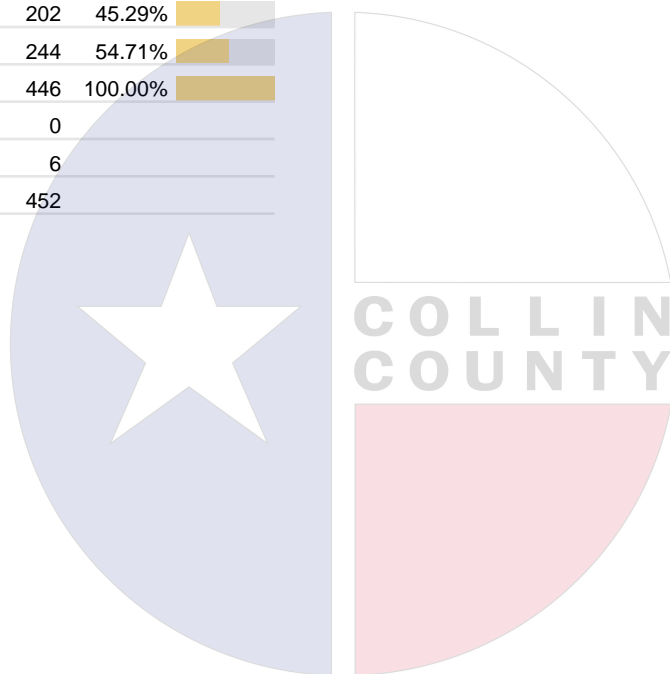
Vote For 1

	TOTAL	VOTE %	
For	245	54.44%	
Against	205	45.56%	
Total Votes Cast	450	100.00%	
Overvotes	0		
Undervotes	2		
Contest Totals	452		

### Proposition 17 – State of Texas

Vote For 1

	TOTAL	VOTE %	
For	202	45.29%	
Against	244	54.71%	
Total Votes Cast	446	100.00%	
Overvotes	0		
Undervotes	6		
Contest Totals	452		



Collin County Seal  
 Watermark Seal for Collin County.  
 Collin County Government

## PCT 047

### Proposition 1 – State of Texas

Vote For 1

	TOTAL	VOTE %	
For	381	72.99%	
Against	141	27.01%	
Total Votes Cast	522	100.00%	
Overvotes	0		
Undervotes	3		
Contest Totals	525		

### Proposition 2 – State of Texas

Vote For 1

	TOTAL	VOTE %	
For	272	52.41%	
Against	247	47.59%	
Total Votes Cast	519	100.00%	
Overvotes	1		
Undervotes	5		
Contest Totals	525		

### Proposition 3 – State of Texas

Vote For 1

	TOTAL	VOTE %	
For	251	48.18%	
Against	270	51.82%	
Total Votes Cast	521	100.00%	
Overvotes	0		
Undervotes	4		
Contest Totals	525		

### Proposition 4 – State of Texas

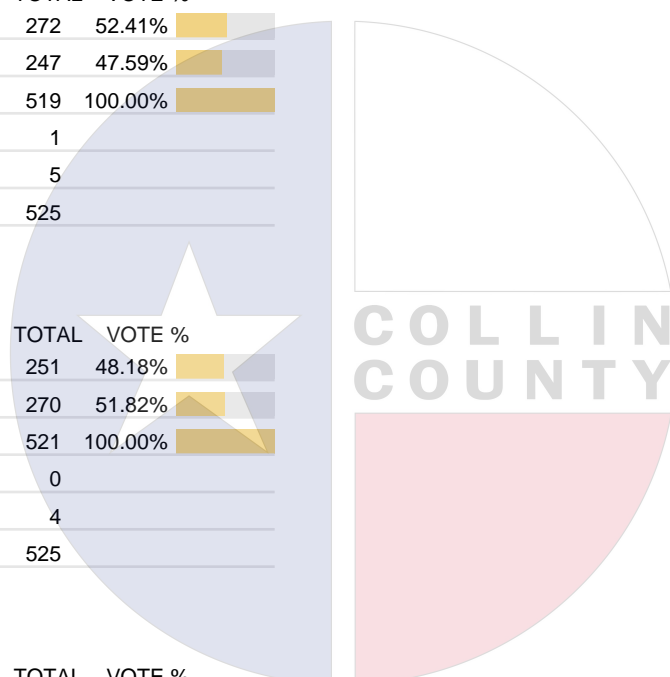
Vote For 1

	TOTAL	VOTE %	
For	381	73.41%	
Against	138	26.59%	
Total Votes Cast	519	100.00%	
Overvotes	0		
Undervotes	6		
Contest Totals	525		

### Proposition 5 – State of Texas

Vote For 1

	TOTAL	VOTE %	
For	325	62.62%	
Against	194	37.38%	
Total Votes Cast	519	100.00%	
Overvotes	0		
Undervotes	6		
Contest Totals	525		



Collin County Seal  
 Watermark Seal for Collin County.  
 Collin County Government

## PCT 047

### Proposition 6 – State of Texas

Vote For 1

	TOTAL	VOTE %	
For	217	42.30%	
Against	296	57.70%	
Total Votes Cast	513	100.00%	
Overvotes	0		
Undervotes	12		
Contest Totals	525		

### Proposition 7 – State of Texas

Vote For 1

	TOTAL	VOTE %	
For	442	84.67%	
Against	80	15.33%	
Total Votes Cast	522	100.00%	
Overvotes	0		
Undervotes	3		
Contest Totals	525		

### Proposition 8 – State of Texas

Vote For 1

	TOTAL	VOTE %	
For	313	59.96%	
Against	209	40.04%	
Total Votes Cast	522	100.00%	
Overvotes	0		
Undervotes	3		
Contest Totals	525		

### Proposition 9 – State of Texas

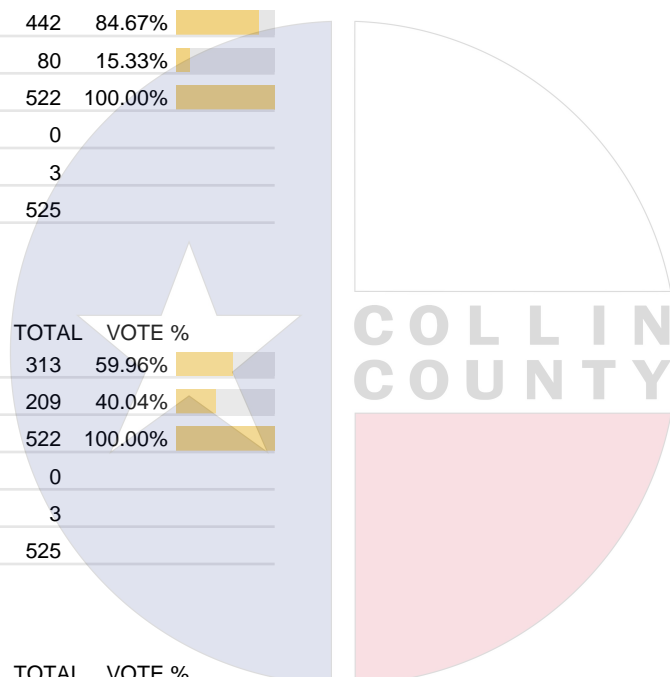
Vote For 1

	TOTAL	VOTE %	
For	323	62.36%	
Against	195	37.64%	
Total Votes Cast	518	100.00%	
Overvotes	0		
Undervotes	7		
Contest Totals	525		

### Proposition 10 – State of Texas

Vote For 1

	TOTAL	VOTE %	
For	452	86.59%	
Against	70	13.41%	
Total Votes Cast	522	100.00%	
Overvotes	0		
Undervotes	3		
Contest Totals	525		



Collin County Seal  
 Watermark Seal for Collin County.  
 Collin County Government

### PCT 047

#### Proposition 11 – State of Texas

Vote For 1

	TOTAL	VOTE %	
For	398	76.25%	
Against	124	23.75%	
Total Votes Cast	522	100.00%	
Overvotes	0		
Undervotes	3		
Contest Totals	525		

#### Proposition 12 – State of Texas

Vote For 1

	TOTAL	VOTE %	
For	255	49.32%	
Against	262	50.68%	
Total Votes Cast	517	100.00%	
Overvotes	0		
Undervotes	8		
Contest Totals	525		

#### Proposition 13 – State of Texas

Vote For 1

	TOTAL	VOTE %	
For	414	79.31%	
Against	108	20.69%	
Total Votes Cast	522	100.00%	
Overvotes	0		
Undervotes	3		
Contest Totals	525		

#### Proposition 14 – State of Texas

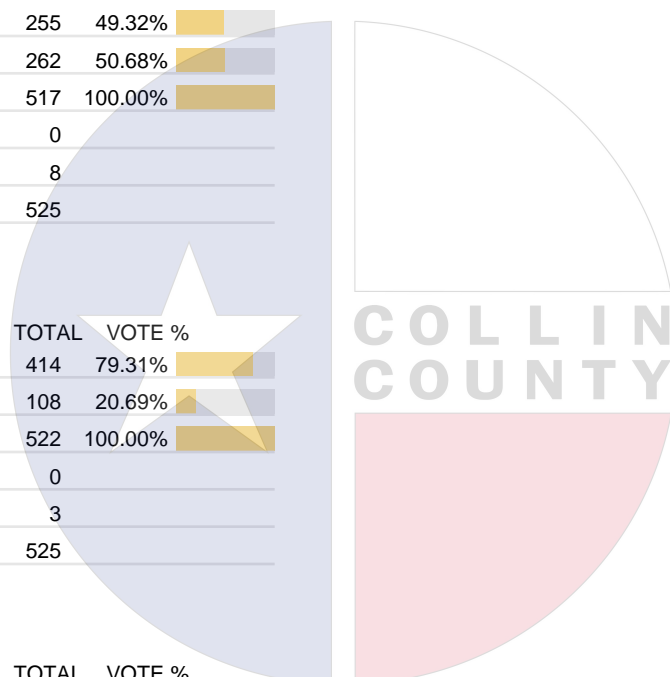
Vote For 1

	TOTAL	VOTE %	
For	376	72.59%	
Against	142	27.41%	
Total Votes Cast	518	100.00%	
Overvotes	0		
Undervotes	7		
Contest Totals	525		

#### Proposition 15 – State of Texas

Vote For 1

	TOTAL	VOTE %	
For	293	56.35%	
Against	227	43.65%	
Total Votes Cast	520	100.00%	
Overvotes	0		
Undervotes	5		
Contest Totals	525		



Collin County Seal  
 Watermark Seal for Collin County.  
 Collin County Government

**PCT 047**

**Proposition 16 – State of Texas**

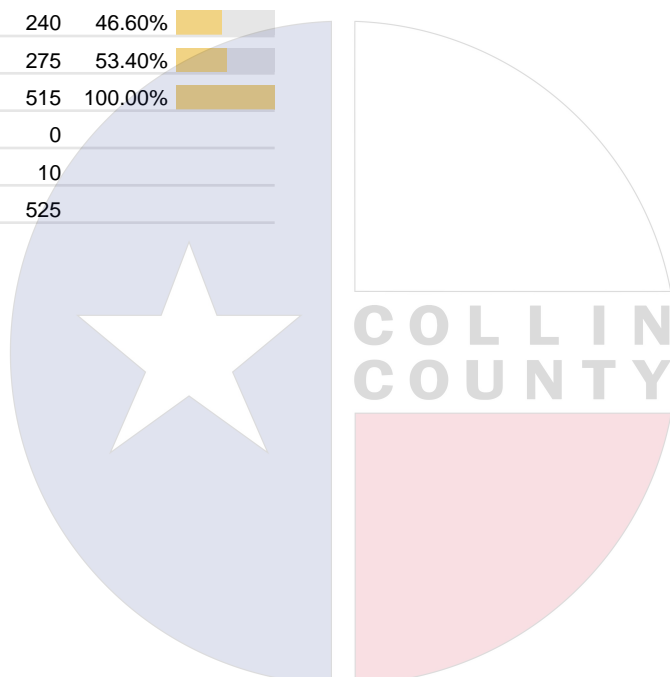
Vote For 1

	TOTAL	VOTE %	
For	292	56.26%	
Against	227	43.74%	
Total Votes Cast	519	100.00%	
Overvotes	1		
Undervotes	5		
Contest Totals	525		

**Proposition 17 – State of Texas**

Vote For 1

	TOTAL	VOTE %	
For	240	46.60%	
Against	275	53.40%	
Total Votes Cast	515	100.00%	
Overvotes	0		
Undervotes	10		
Contest Totals	525		



Collin County Seal  
 Watermark Seal for Collin County.  
 Collin County Government

## PCT 048

### Proposition 1 – State of Texas

Vote For 1

	TOTAL	VOTE %	
For	547	75.14%	
Against	181	24.86%	
Total Votes Cast	728	100.00%	
Overvotes	1		
Undervotes	6		
Contest Totals	735		

### Proposition 2 – State of Texas

Vote For 1

	TOTAL	VOTE %	
For	393	53.91%	
Against	336	46.09%	
Total Votes Cast	729	100.00%	
Overvotes	0		
Undervotes	6		
Contest Totals	735		

### Proposition 3 – State of Texas

Vote For 1

	TOTAL	VOTE %	
For	332	46.05%	
Against	389	53.95%	
Total Votes Cast	721	100.00%	
Overvotes	1		
Undervotes	13		
Contest Totals	735		

### Proposition 4 – State of Texas

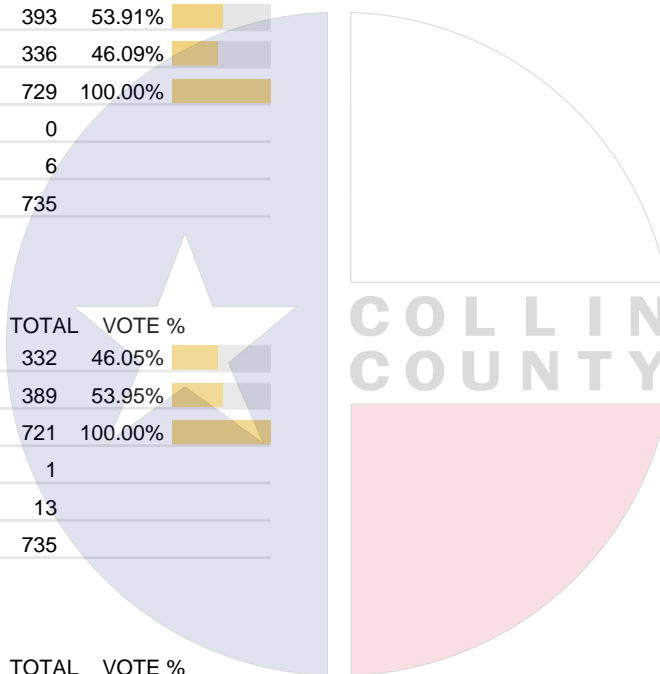
Vote For 1

	TOTAL	VOTE %	
For	575	78.98%	
Against	153	21.02%	
Total Votes Cast	728	100.00%	
Overvotes	0		
Undervotes	7		
Contest Totals	735		

### Proposition 5 – State of Texas

Vote For 1

	TOTAL	VOTE %	
For	449	62.97%	
Against	264	37.03%	
Total Votes Cast	713	100.00%	
Overvotes	0		
Undervotes	22		
Contest Totals	735		



Collin County Seal  
 Watermark Seal for Collin County.  
 Collin County Government

## PCT 048

### Proposition 6 – State of Texas

Vote For 1

	TOTAL	VOTE %	
For	327	45.80%	
Against	387	54.20%	
Total Votes Cast	714	100.00%	
Overvotes	0		
Undervotes	21		
Contest Totals	735		

### Proposition 7 – State of Texas

Vote For 1

	TOTAL	VOTE %	
For	612	84.07%	
Against	116	15.93%	
Total Votes Cast	728	100.00%	
Overvotes	1		
Undervotes	6		
Contest Totals	735		

### Proposition 8 – State of Texas

Vote For 1

	TOTAL	VOTE %	
For	446	61.26%	
Against	282	38.74%	
Total Votes Cast	728	100.00%	
Overvotes	0		
Undervotes	7		
Contest Totals	735		

### Proposition 9 – State of Texas

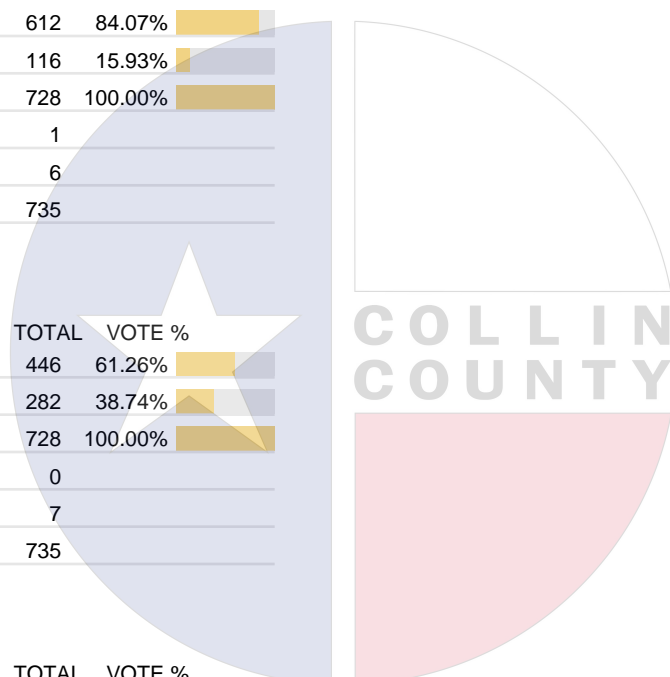
Vote For 1

	TOTAL	VOTE %	
For	451	62.64%	
Against	269	37.36%	
Total Votes Cast	720	100.00%	
Overvotes	0		
Undervotes	15		
Contest Totals	735		

### Proposition 10 – State of Texas

Vote For 1

	TOTAL	VOTE %	
For	625	85.85%	
Against	103	14.15%	
Total Votes Cast	728	100.00%	
Overvotes	0		
Undervotes	7		
Contest Totals	735		



Collin County Seal  
 Watermark Seal for Collin County.  
 Collin County Government

## PCT 048

### Proposition 11 – State of Texas

Vote For 1

	TOTAL	VOTE %	
For	552	75.51%	
Against	179	24.49%	
Total Votes Cast	731	100.00%	
Overvotes	0		
Undervotes	4		
Contest Totals	735		

### Proposition 12 – State of Texas

Vote For 1

	TOTAL	VOTE %	
For	326	45.53%	
Against	390	54.47%	
Total Votes Cast	716	100.00%	
Overvotes	2		
Undervotes	17		
Contest Totals	735		

### Proposition 13 – State of Texas

Vote For 1

	TOTAL	VOTE %	
For	559	76.47%	
Against	172	23.53%	
Total Votes Cast	731	100.00%	
Overvotes	0		
Undervotes	4		
Contest Totals	735		

### Proposition 14 – State of Texas

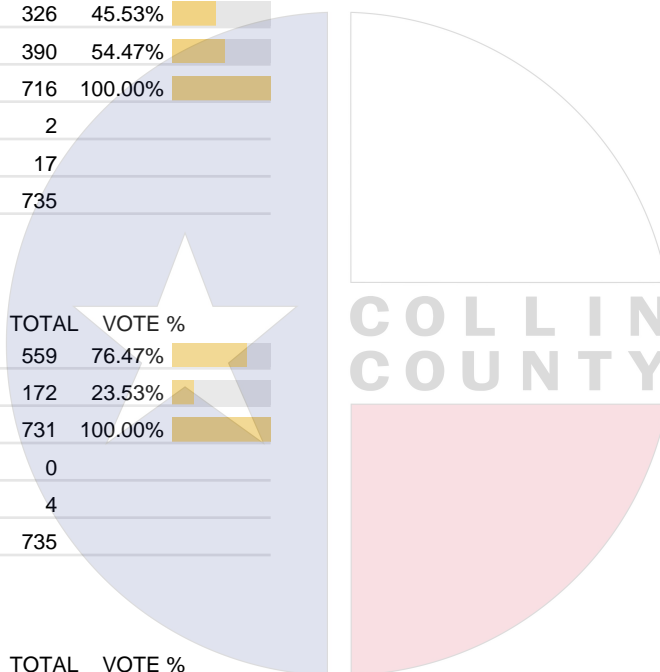
Vote For 1

	TOTAL	VOTE %	
For	519	71.29%	
Against	209	28.71%	
Total Votes Cast	728	100.00%	
Overvotes	1		
Undervotes	6		
Contest Totals	735		

### Proposition 15 – State of Texas

Vote For 1

	TOTAL	VOTE %	
For	357	49.38%	
Against	366	50.62%	
Total Votes Cast	723	100.00%	
Overvotes	0		
Undervotes	12		
Contest Totals	735		



Collin County Seal  
 Watermark Seal for Collin County.  
 Collin County Government

**PCT 048**

**Proposition 16 – State of Texas**

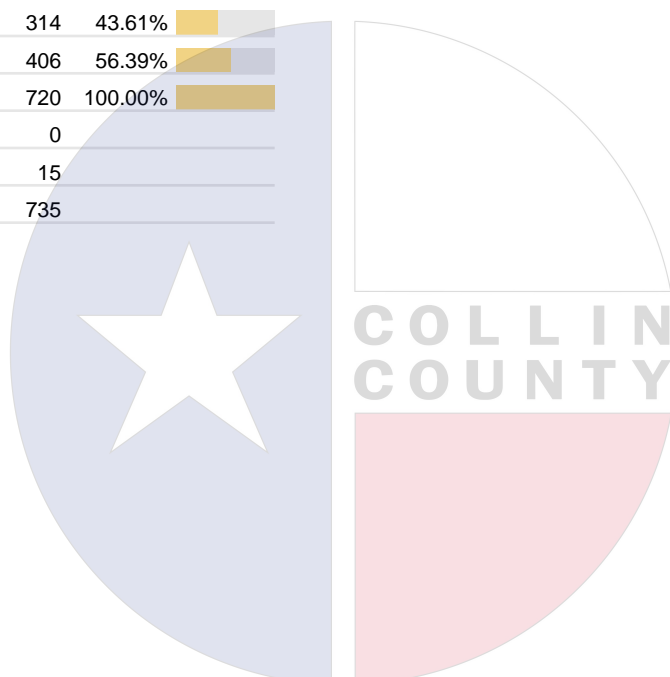
Vote For 1

	TOTAL	VOTE %	
For	390	53.79%	
Against	335	46.21%	
Total Votes Cast	725	100.00%	
Overvotes	1		
Undervotes	9		
Contest Totals	735		

**Proposition 17 – State of Texas**

Vote For 1

	TOTAL	VOTE %	
For	314	43.61%	
Against	406	56.39%	
Total Votes Cast	720	100.00%	
Overvotes	0		
Undervotes	15		
Contest Totals	735		



Collin County Seal  
 Watermark Seal for Collin County.  
 Collin County Government

## PCT 049

### Proposition 1 – State of Texas

Vote For 1

	TOTAL	VOTE %	
For	410	74.82%	
Against	138	25.18%	
Total Votes Cast	548	100.00%	
Overvotes	0		
Undervotes	2		
Contest Totals	550		

### Proposition 2 – State of Texas

Vote For 1

	TOTAL	VOTE %	
For	340	62.27%	
Against	206	37.73%	
Total Votes Cast	546	100.00%	
Overvotes	0		
Undervotes	4		
Contest Totals	550		

### Proposition 3 – State of Texas

Vote For 1

	TOTAL	VOTE %	
For	299	54.76%	
Against	247	45.24%	
Total Votes Cast	546	100.00%	
Overvotes	1		
Undervotes	3		
Contest Totals	550		

### Proposition 4 – State of Texas

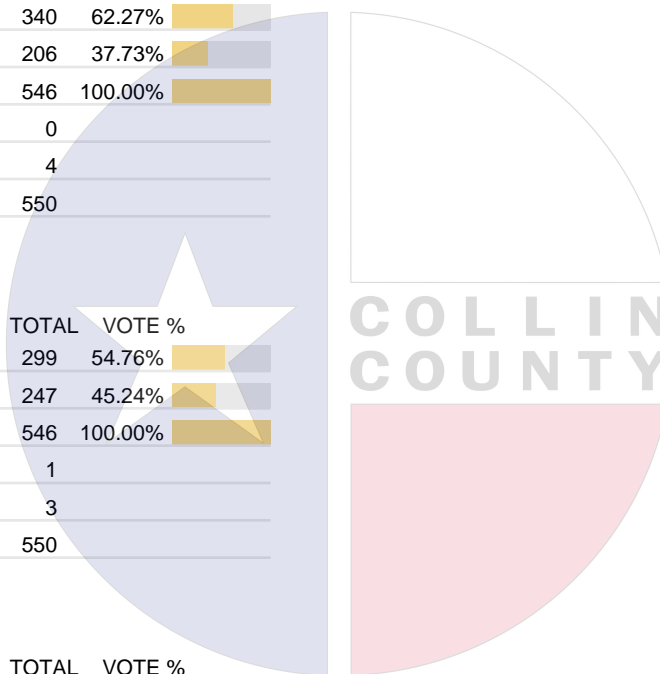
Vote For 1

	TOTAL	VOTE %	
For	433	79.01%	
Against	115	20.99%	
Total Votes Cast	548	100.00%	
Overvotes	0		
Undervotes	2		
Contest Totals	550		

### Proposition 5 – State of Texas

Vote For 1

	TOTAL	VOTE %	
For	385	71.83%	
Against	151	28.17%	
Total Votes Cast	536	100.00%	
Overvotes	1		
Undervotes	13		
Contest Totals	550		



Collin County Seal  
 Watermark Seal for Collin County.  
 Collin County Government

### PCT 049

#### Proposition 6 – State of Texas

Vote For 1

	TOTAL	VOTE %	
For	273	50.65%	
Against	266	49.35%	
Total Votes Cast	539	100.00%	
Overvotes	0		
Undervotes	11		
Contest Totals	550		

#### Proposition 7 – State of Texas

Vote For 1

	TOTAL	VOTE %	
For	487	89.36%	
Against	58	10.64%	
Total Votes Cast	545	100.00%	
Overvotes	0		
Undervotes	5		
Contest Totals	550		

#### Proposition 8 – State of Texas

Vote For 1

	TOTAL	VOTE %	
For	366	66.55%	
Against	184	33.45%	
Total Votes Cast	550	100.00%	
Overvotes	0		
Undervotes	0		
Contest Totals	550		

#### Proposition 9 – State of Texas

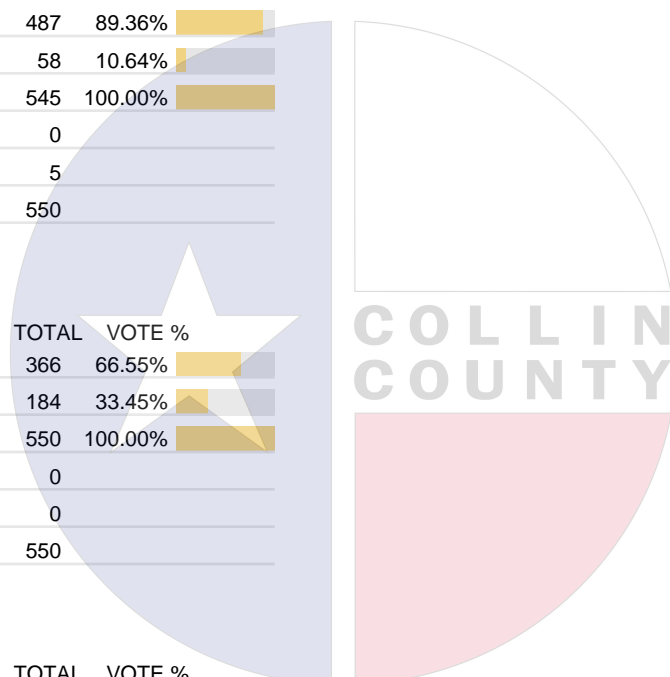
Vote For 1

	TOTAL	VOTE %	
For	373	69.07%	
Against	167	30.93%	
Total Votes Cast	540	100.00%	
Overvotes	0		
Undervotes	10		
Contest Totals	550		

#### Proposition 10 – State of Texas

Vote For 1

	TOTAL	VOTE %	
For	498	91.04%	
Against	49	8.96%	
Total Votes Cast	547	100.00%	
Overvotes	0		
Undervotes	3		
Contest Totals	550		



Collin County Seal  
 Watermark Seal for Collin County.  
 Collin County Government

## PCT 049

### Proposition 11 – State of Texas

Vote For 1

	TOTAL	VOTE %	
For	439	80.11%	
Against	109	19.89%	
Total Votes Cast	548	100.00%	
Overvotes	0		
Undervotes	2		
Contest Totals	550		

### Proposition 12 – State of Texas

Vote For 1

	TOTAL	VOTE %	
For	293	54.16%	
Against	248	45.84%	
Total Votes Cast	541	100.00%	
Overvotes	0		
Undervotes	9		
Contest Totals	550		

### Proposition 13 – State of Texas

Vote For 1

	TOTAL	VOTE %	
For	455	83.64%	
Against	89	16.36%	
Total Votes Cast	544	100.00%	
Overvotes	0		
Undervotes	6		
Contest Totals	550		

### Proposition 14 – State of Texas

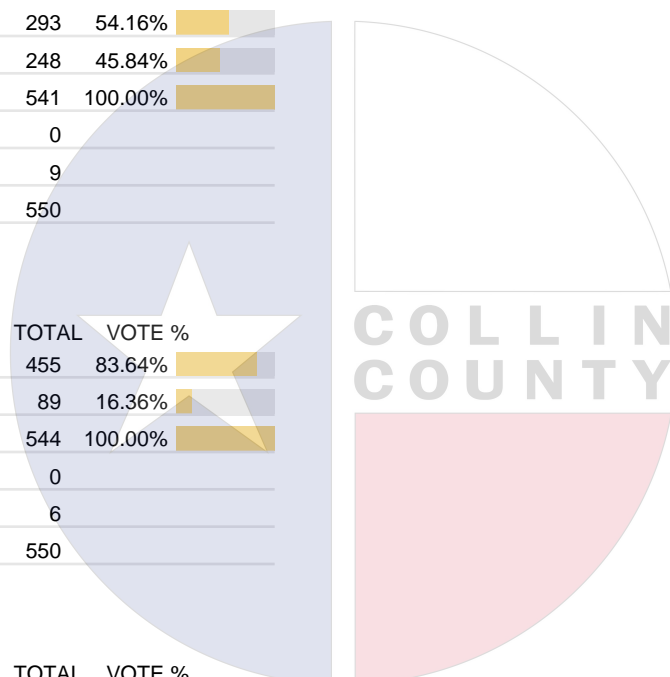
Vote For 1

	TOTAL	VOTE %	
For	399	72.94%	
Against	148	27.06%	
Total Votes Cast	547	100.00%	
Overvotes	0		
Undervotes	3		
Contest Totals	550		

### Proposition 15 – State of Texas

Vote For 1

	TOTAL	VOTE %	
For	344	62.77%	
Against	204	37.23%	
Total Votes Cast	548	100.00%	
Overvotes	0		
Undervotes	2		
Contest Totals	550		



Collin County Seal  
 Watermark Seal for Collin County.  
 Collin County Government

**PCT 049**

**Proposition 16 – State of Texas**

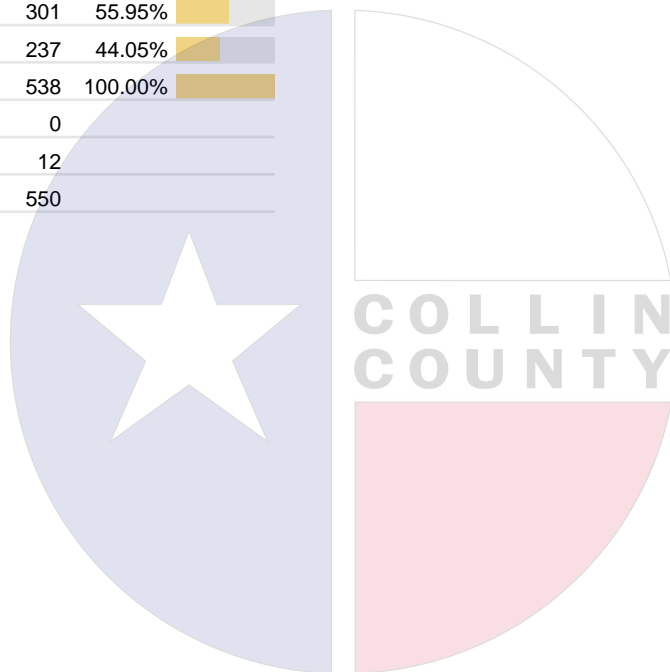
Vote For 1

	TOTAL	VOTE %	
For	362	66.06%	
Against	186	33.94%	
Total Votes Cast	548	100.00%	
Overvotes	0		
Undervotes	2		
Contest Totals	550		

**Proposition 17 – State of Texas**

Vote For 1

	TOTAL	VOTE %	
For	301	55.95%	
Against	237	44.05%	
Total Votes Cast	538	100.00%	
Overvotes	0		
Undervotes	12		
Contest Totals	550		



Collin County Seal  
 Watermark Seal for Collin County.  
 Collin County Government

## PCT 050

### Proposition 1 – State of Texas

Vote For 1

	TOTAL	VOTE %	
For	257	77.18%	
Against	76	22.82%	
Total Votes Cast	333	100.00%	
Overvotes	0		
Undervotes	1		
Contest Totals	334		

### Proposition 2 – State of Texas

Vote For 1

	TOTAL	VOTE %	
For	151	45.48%	
Against	181	54.52%	
Total Votes Cast	332	100.00%	
Overvotes	0		
Undervotes	2		
Contest Totals	334		

### Proposition 3 – State of Texas

Vote For 1

	TOTAL	VOTE %	
For	139	41.99%	
Against	192	58.01%	
Total Votes Cast	331	100.00%	
Overvotes	0		
Undervotes	3		
Contest Totals	334		

### Proposition 4 – State of Texas

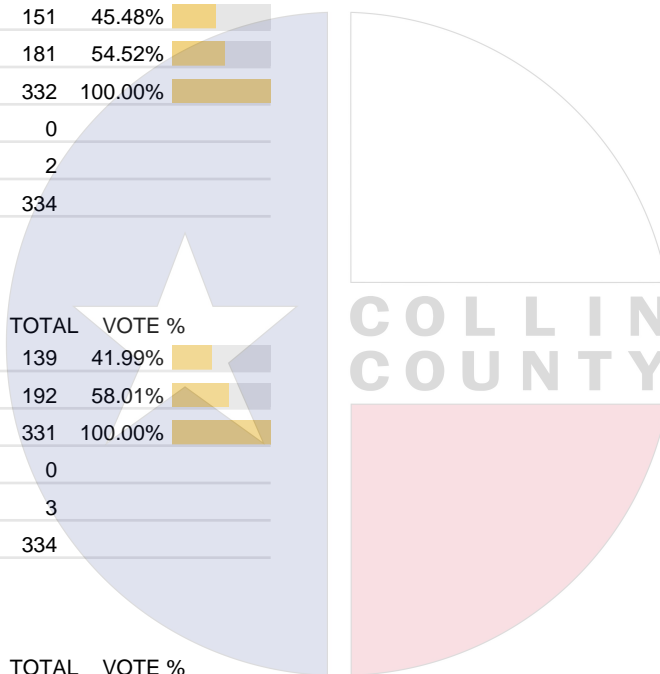
Vote For 1

	TOTAL	VOTE %	
For	253	76.44%	
Against	78	23.56%	
Total Votes Cast	331	100.00%	
Overvotes	0		
Undervotes	3		
Contest Totals	334		

### Proposition 5 – State of Texas

Vote For 1

	TOTAL	VOTE %	
For	204	61.82%	
Against	126	38.18%	
Total Votes Cast	330	100.00%	
Overvotes	0		
Undervotes	4		
Contest Totals	334		



Collin County Seal  
 Watermark Seal for Collin County,  
 Collin County Government

## PCT 050

### Proposition 6 – State of Texas

Vote For 1

	TOTAL	VOTE %	
For	127	38.37%	
Against	204	61.63%	
Total Votes Cast	331	100.00%	
Overvotes	0		
Undervotes	3		
Contest Totals	334		

### Proposition 7 – State of Texas

Vote For 1

	TOTAL	VOTE %	
For	267	79.94%	
Against	67	20.06%	
Total Votes Cast	334	100.00%	
Overvotes	0		
Undervotes	0		
Contest Totals	334		

### Proposition 8 – State of Texas

Vote For 1

	TOTAL	VOTE %	
For	175	52.71%	
Against	157	47.29%	
Total Votes Cast	332	100.00%	
Overvotes	0		
Undervotes	2		
Contest Totals	334		

### Proposition 9 – State of Texas

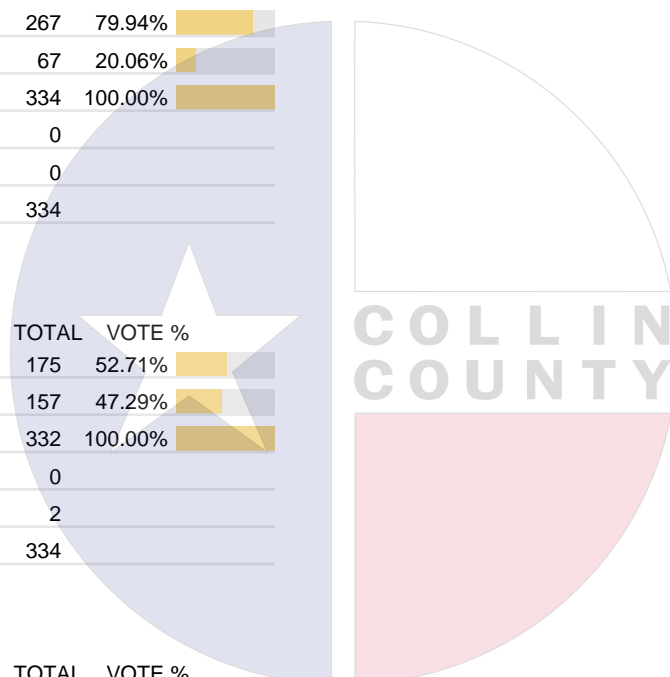
Vote For 1

	TOTAL	VOTE %	
For	196	59.21%	
Against	135	40.79%	
Total Votes Cast	331	100.00%	
Overvotes	0		
Undervotes	3		
Contest Totals	334		

### Proposition 10 – State of Texas

Vote For 1

	TOTAL	VOTE %	
For	282	85.20%	
Against	49	14.80%	
Total Votes Cast	331	100.00%	
Overvotes	0		
Undervotes	3		
Contest Totals	334		



Collin County Seal  
 Watermark Seal for Collin County.  
 Collin County Government

## PCT 050

### Proposition 11 – State of Texas

Vote For 1

	TOTAL	VOTE %	
For	258	77.95%	
Against	73	22.05%	
Total Votes Cast	331	100.00%	
Overvotes	0		
Undervotes	3		
Contest Totals	334		

### Proposition 12 – State of Texas

Vote For 1

	TOTAL	VOTE %	
For	140	42.42%	
Against	190	57.58%	
Total Votes Cast	330	100.00%	
Overvotes	0		
Undervotes	4		
Contest Totals	334		

### Proposition 13 – State of Texas

Vote For 1

	TOTAL	VOTE %	
For	249	74.77%	
Against	84	25.23%	
Total Votes Cast	333	100.00%	
Overvotes	0		
Undervotes	1		
Contest Totals	334		

### Proposition 14 – State of Texas

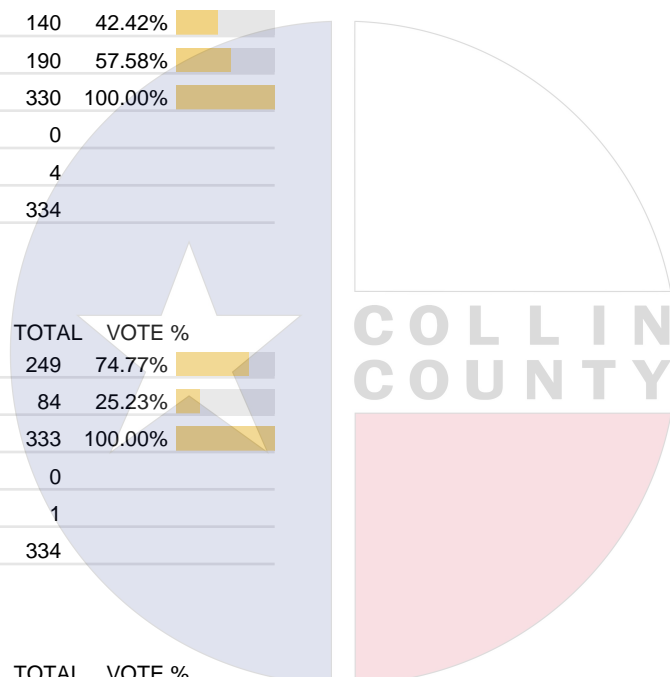
Vote For 1

	TOTAL	VOTE %	
For	247	74.17%	
Against	86	25.83%	
Total Votes Cast	333	100.00%	
Overvotes	0		
Undervotes	1		
Contest Totals	334		

### Proposition 15 – State of Texas

Vote For 1

	TOTAL	VOTE %	
For	176	53.17%	
Against	155	46.83%	
Total Votes Cast	331	100.00%	
Overvotes	0		
Undervotes	3		
Contest Totals	334		



Collin County Seal  
 Watermark Seal for Collin County.  
 Collin County Government

**PCT 050**

**Proposition 16 – State of Texas**

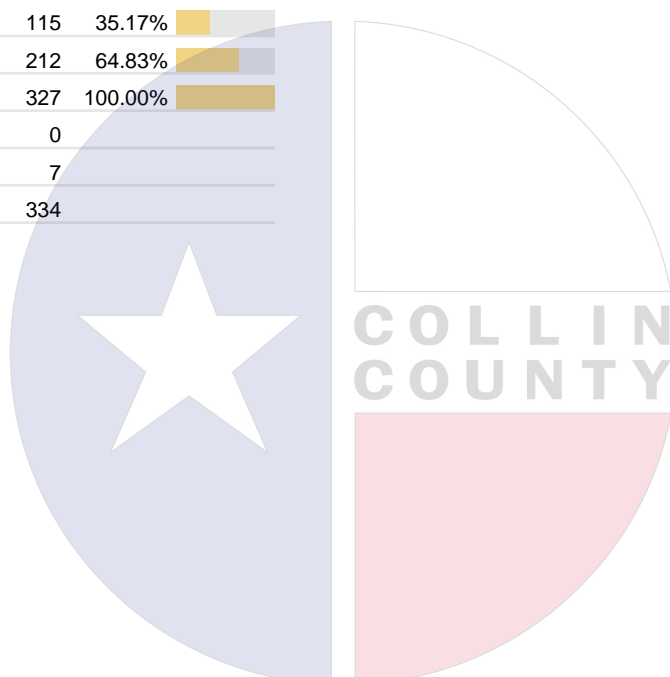
Vote For 1

	TOTAL	VOTE %	
For	176	53.33%	
Against	154	46.67%	
Total Votes Cast	330	100.00%	
Overvotes	1		
Undervotes	3		
Contest Totals	334		

**Proposition 17 – State of Texas**

Vote For 1

	TOTAL	VOTE %	
For	115	35.17%	
Against	212	64.83%	
Total Votes Cast	327	100.00%	
Overvotes	0		
Undervotes	7		
Contest Totals	334		



Collin County Seal  
 Watermark Seal for Collin County.  
 Collin County Government

## PCT 051

### Proposition 1 – State of Texas

Vote For 1

	TOTAL	VOTE %	
For	144	69.90%	
Against	62	30.10%	
Total Votes Cast	206	100.00%	
Overvotes	0		
Undervotes	1		
Contest Totals	207		

### Proposition 2 – State of Texas

Vote For 1

	TOTAL	VOTE %	
For	103	50.00%	
Against	103	50.00%	
Total Votes Cast	206	100.00%	
Overvotes	0		
Undervotes	1		
Contest Totals	207		

### Proposition 3 – State of Texas

Vote For 1

	TOTAL	VOTE %	
For	109	52.91%	
Against	97	47.09%	
Total Votes Cast	206	100.00%	
Overvotes	0		
Undervotes	1		
Contest Totals	207		

### Proposition 4 – State of Texas

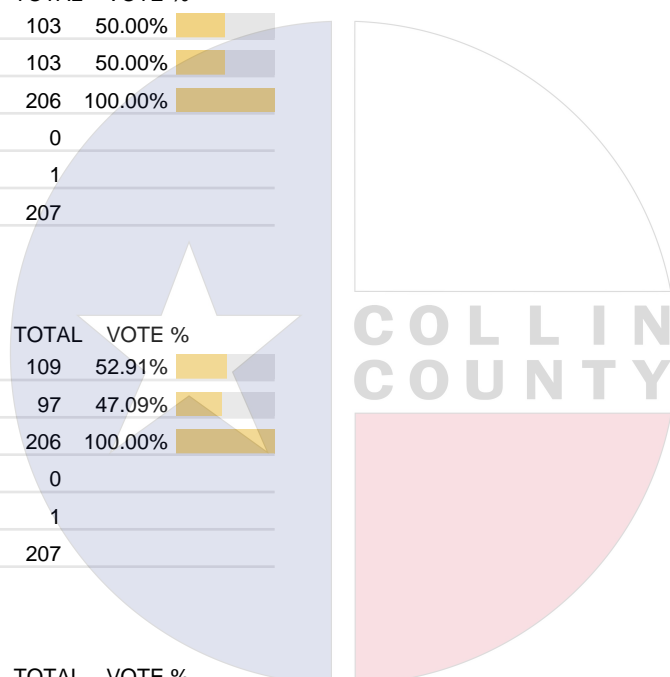
Vote For 1

	TOTAL	VOTE %	
For	151	74.02%	
Against	53	25.98%	
Total Votes Cast	204	100.00%	
Overvotes	0		
Undervotes	3		
Contest Totals	207		

### Proposition 5 – State of Texas

Vote For 1

	TOTAL	VOTE %	
For	134	65.69%	
Against	70	34.31%	
Total Votes Cast	204	100.00%	
Overvotes	0		
Undervotes	3		
Contest Totals	207		



## PCT 051

### Proposition 6 – State of Texas

Vote For 1

	TOTAL	VOTE %	
For	83	40.89%	
Against	120	59.11%	
Total Votes Cast	203	100.00%	
Overvotes	0		
Undervotes	4		
Contest Totals	207		

### Proposition 7 – State of Texas

Vote For 1

	TOTAL	VOTE %	
For	165	80.49%	
Against	40	19.51%	
Total Votes Cast	205	100.00%	
Overvotes	0		
Undervotes	2		
Contest Totals	207		

### Proposition 8 – State of Texas

Vote For 1

	TOTAL	VOTE %	
For	122	59.22%	
Against	84	40.78%	
Total Votes Cast	206	100.00%	
Overvotes	0		
Undervotes	1		
Contest Totals	207		

### Proposition 9 – State of Texas

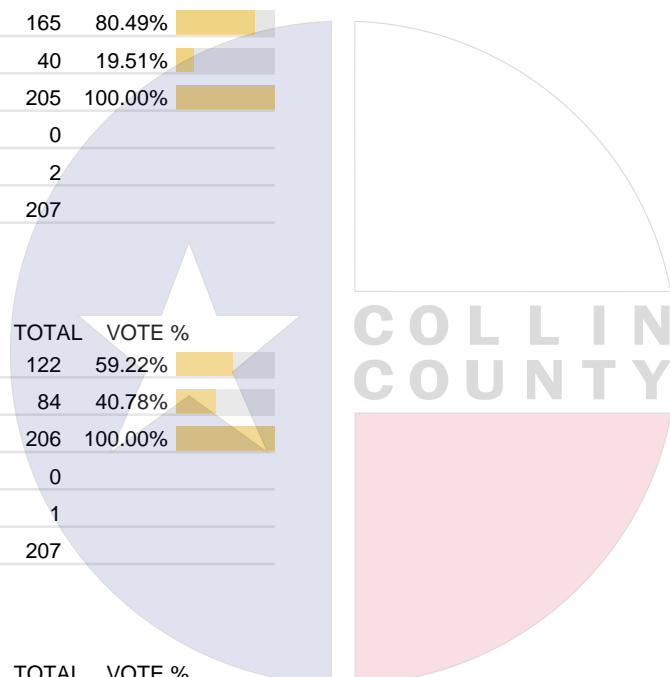
Vote For 1

	TOTAL	VOTE %	
For	127	61.95%	
Against	78	38.05%	
Total Votes Cast	205	100.00%	
Overvotes	0		
Undervotes	2		
Contest Totals	207		

### Proposition 10 – State of Texas

Vote For 1

	TOTAL	VOTE %	
For	174	84.47%	
Against	32	15.53%	
Total Votes Cast	206	100.00%	
Overvotes	0		
Undervotes	1		
Contest Totals	207		



Collin County Seal  
 Watermark Seal for Collin County.  
 Collin County Government

## PCT 051

### Proposition 11 – State of Texas

Vote For 1

	TOTAL	VOTE %	
For	156	75.36%	
Against	51	24.64%	
Total Votes Cast	207	100.00%	
Overvotes	0		
Undervotes	0		
Contest Totals	207		

### Proposition 12 – State of Texas

Vote For 1

	TOTAL	VOTE %	
For	108	53.47%	
Against	94	46.53%	
Total Votes Cast	202	100.00%	
Overvotes	1		
Undervotes	4		
Contest Totals	207		

### Proposition 13 – State of Texas

Vote For 1

	TOTAL	VOTE %	
For	148	71.50%	
Against	59	28.50%	
Total Votes Cast	207	100.00%	
Overvotes	0		
Undervotes	0		
Contest Totals	207		

### Proposition 14 – State of Texas

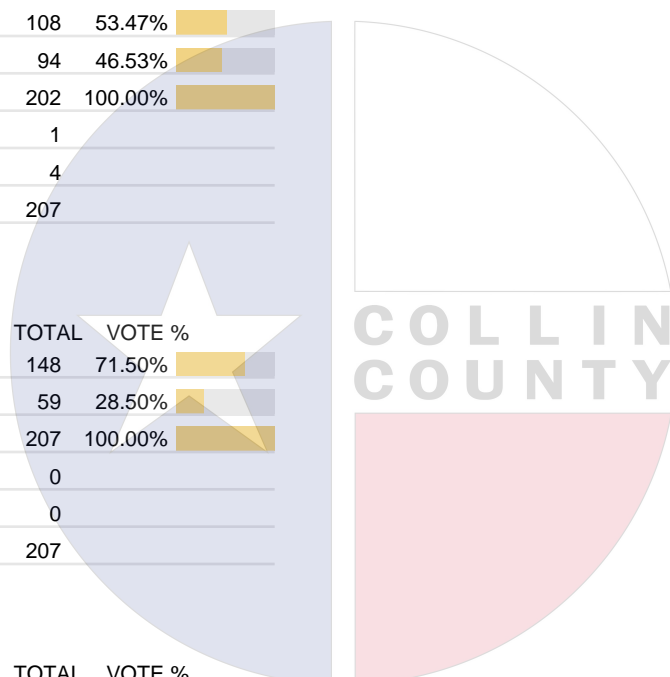
Vote For 1

	TOTAL	VOTE %	
For	136	66.34%	
Against	69	33.66%	
Total Votes Cast	205	100.00%	
Overvotes	0		
Undervotes	2		
Contest Totals	207		

### Proposition 15 – State of Texas

Vote For 1

	TOTAL	VOTE %	
For	119	58.05%	
Against	86	41.95%	
Total Votes Cast	205	100.00%	
Overvotes	0		
Undervotes	2		
Contest Totals	207		



Collin County Seal  
 Watermark Seal for Collin County.  
 Collin County Government

## PCT 051

### Proposition 16 – State of Texas

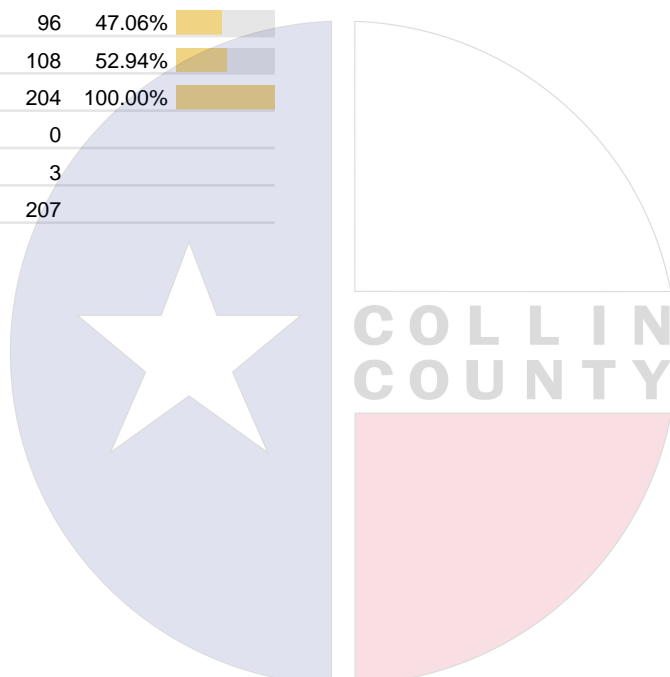
Vote For 1

	TOTAL	VOTE %	
For	118	57.56%	
Against	87	42.44%	
Total Votes Cast	205	100.00%	
Overvotes	0		
Undervotes	2		
Contest Totals	207		

### Proposition 17 – State of Texas

Vote For 1

	TOTAL	VOTE %	
For	96	47.06%	
Against	108	52.94%	
Total Votes Cast	204	100.00%	
Overvotes	0		
Undervotes	3		
Contest Totals	207		



Collin County Seal  
 Watermark Seal for Collin County.  
 Collin County Government

## PCT 052

### Proposition 1 – State of Texas

Vote For 1

	TOTAL	VOTE %	
For	394	77.41%	
Against	115	22.59%	
Total Votes Cast	509	100.00%	
Overvotes	0		
Undervotes	5		
Contest Totals	514		

### Proposition 2 – State of Texas

Vote For 1

	TOTAL	VOTE %	
For	287	56.39%	
Against	222	43.61%	
Total Votes Cast	509	100.00%	
Overvotes	0		
Undervotes	5		
Contest Totals	514		

### Proposition 3 – State of Texas

Vote For 1

	TOTAL	VOTE %	
For	234	46.06%	
Against	274	53.94%	
Total Votes Cast	508	100.00%	
Overvotes	0		
Undervotes	6		
Contest Totals	514		

### Proposition 4 – State of Texas

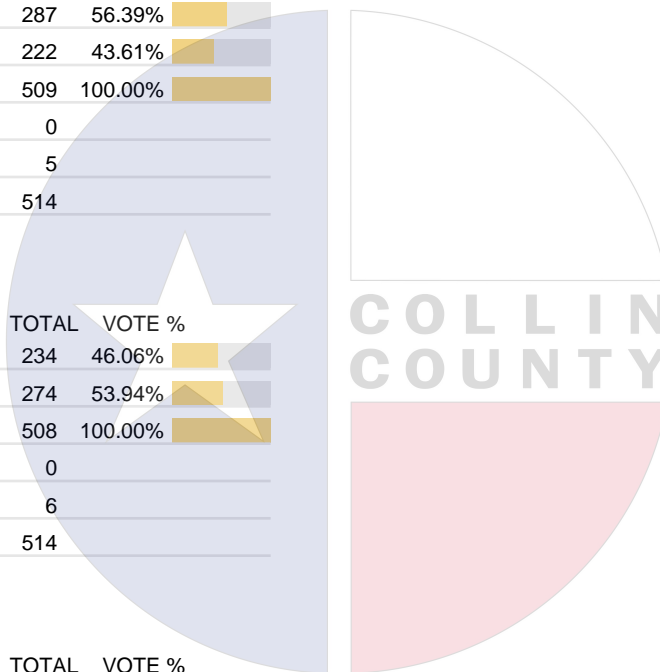
Vote For 1

	TOTAL	VOTE %	
For	383	75.54%	
Against	124	24.46%	
Total Votes Cast	507	100.00%	
Overvotes	0		
Undervotes	7		
Contest Totals	514		

### Proposition 5 – State of Texas

Vote For 1

	TOTAL	VOTE %	
For	319	63.67%	
Against	182	36.33%	
Total Votes Cast	501	100.00%	
Overvotes	0		
Undervotes	13		
Contest Totals	514		



Collin County Seal  
 Watermark Seal for Collin County,  
 Collin County Government

## PCT 052

### Proposition 6 – State of Texas

Vote For 1

	TOTAL	VOTE %	
For	220	44.35%	
Against	276	55.65%	
Total Votes Cast	496	100.00%	
Overvotes	1		
Undervotes	17		
Contest Totals	514		

### Proposition 7 – State of Texas

Vote For 1

	TOTAL	VOTE %	
For	431	85.01%	
Against	76	14.99%	
Total Votes Cast	507	100.00%	
Overvotes	0		
Undervotes	7		
Contest Totals	514		

### Proposition 8 – State of Texas

Vote For 1

	TOTAL	VOTE %	
For	323	63.46%	
Against	186	36.54%	
Total Votes Cast	509	100.00%	
Overvotes	0		
Undervotes	5		
Contest Totals	514		

### Proposition 9 – State of Texas

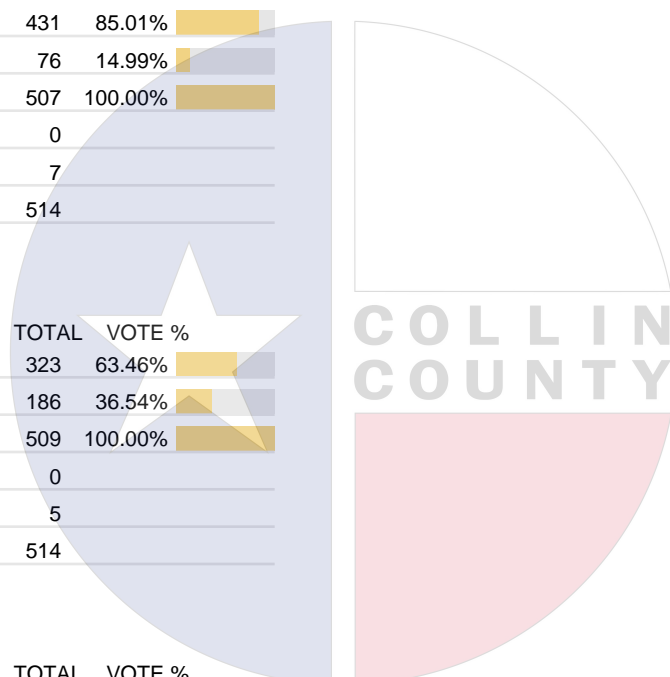
Vote For 1

	TOTAL	VOTE %	
For	310	61.75%	
Against	192	38.25%	
Total Votes Cast	502	100.00%	
Overvotes	0		
Undervotes	12		
Contest Totals	514		

### Proposition 10 – State of Texas

Vote For 1

	TOTAL	VOTE %	
For	451	88.43%	
Against	59	11.57%	
Total Votes Cast	510	100.00%	
Overvotes	0		
Undervotes	4		
Contest Totals	514		



Collin County Seal  
 Watermark Seal for Collin County.  
 Collin County Government

## PCT 052

### Proposition 11 – State of Texas

Vote For 1

	TOTAL	VOTE %	
For	400	78.59%	
Against	109	21.41%	
Total Votes Cast	509	100.00%	
Overvotes	0		
Undervotes	5		
Contest Totals	514		

### Proposition 12 – State of Texas

Vote For 1

	TOTAL	VOTE %	
For	262	52.61%	
Against	236	47.39%	
Total Votes Cast	498	100.00%	
Overvotes	1		
Undervotes	15		
Contest Totals	514		

### Proposition 13 – State of Texas

Vote For 1

	TOTAL	VOTE %	
For	415	81.21%	
Against	96	18.79%	
Total Votes Cast	511	100.00%	
Overvotes	0		
Undervotes	3		
Contest Totals	514		

### Proposition 14 – State of Texas

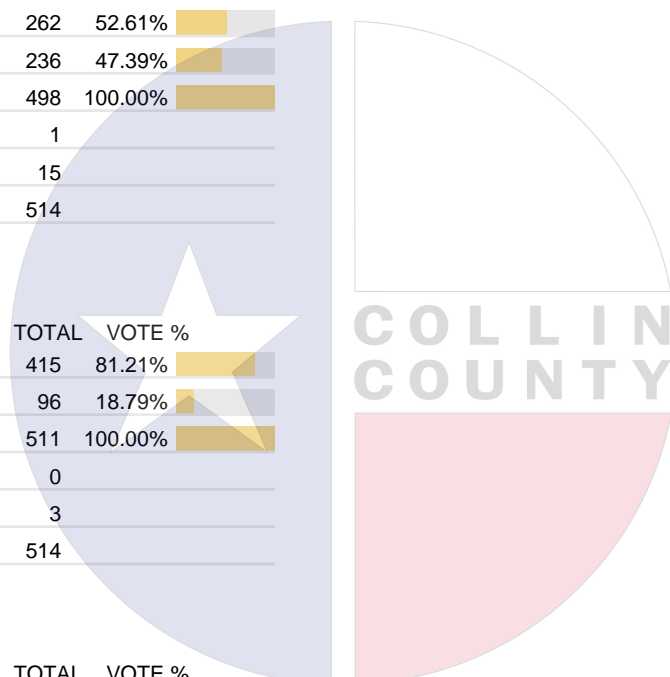
Vote For 1

	TOTAL	VOTE %	
For	386	76.13%	
Against	121	23.87%	
Total Votes Cast	507	100.00%	
Overvotes	0		
Undervotes	7		
Contest Totals	514		

### Proposition 15 – State of Texas

Vote For 1

	TOTAL	VOTE %	
For	337	65.95%	
Against	174	34.05%	
Total Votes Cast	511	100.00%	
Overvotes	0		
Undervotes	3		
Contest Totals	514		



Collin County Seal  
 Watermark Seal for Collin County.  
 Collin County Government

## PCT 052

### Proposition 16 – State of Texas

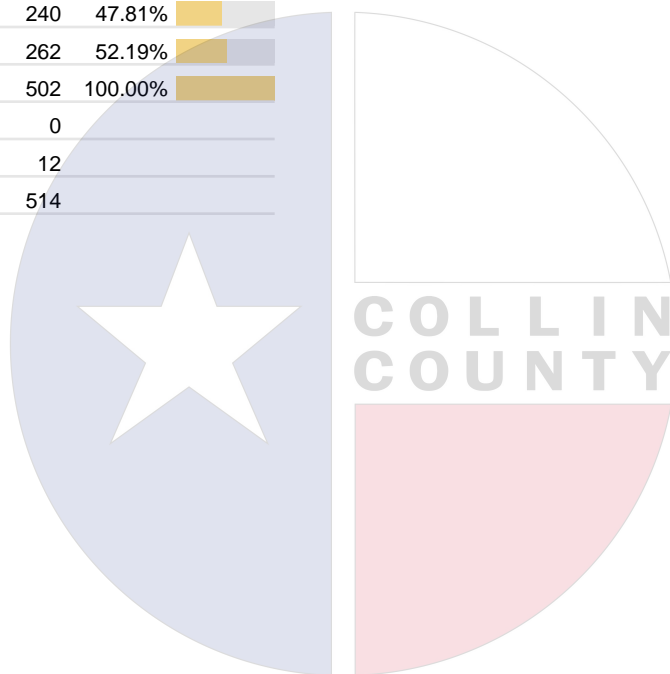
Vote For 1

	TOTAL	VOTE %	
For	293	57.45%	
Against	217	42.55%	
Total Votes Cast	510	100.00%	
Overvotes	0		
Undervotes	4		
Contest Totals	514		

### Proposition 17 – State of Texas

Vote For 1

	TOTAL	VOTE %	
For	240	47.81%	
Against	262	52.19%	
Total Votes Cast	502	100.00%	
Overvotes	0		
Undervotes	12		
Contest Totals	514		



Collin County Seal  
 Watermark Seal for Collin County.  
 Collin County Government

## PCT 053

### Proposition 1 – State of Texas

Vote For 1

	TOTAL	VOTE %	
For	345	71.88%	
Against	135	28.12%	
Total Votes Cast	480	100.00%	
Overvotes	0		
Undervotes	2		
Contest Totals	482		

### Proposition 2 – State of Texas

Vote For 1

	TOTAL	VOTE %	
For	296	61.54%	
Against	185	38.46%	
Total Votes Cast	481	100.00%	
Overvotes	0		
Undervotes	1		
Contest Totals	482		

### Proposition 3 – State of Texas

Vote For 1

	TOTAL	VOTE %	
For	229	47.61%	
Against	252	52.39%	
Total Votes Cast	481	100.00%	
Overvotes	0		
Undervotes	1		
Contest Totals	482		

### Proposition 4 – State of Texas

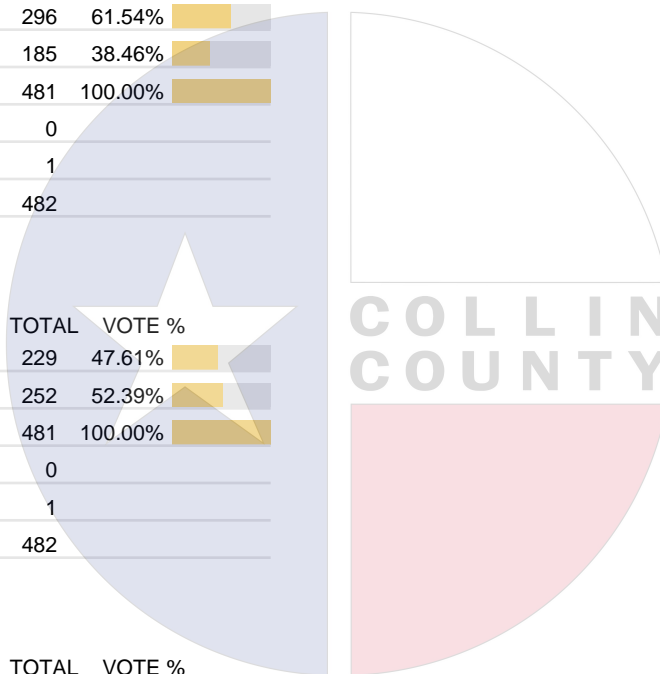
Vote For 1

	TOTAL	VOTE %	
For	360	75.16%	
Against	119	24.84%	
Total Votes Cast	479	100.00%	
Overvotes	0		
Undervotes	3		
Contest Totals	482		

### Proposition 5 – State of Texas

Vote For 1

	TOTAL	VOTE %	
For	363	75.94%	
Against	115	24.06%	
Total Votes Cast	478	100.00%	
Overvotes	0		
Undervotes	4		
Contest Totals	482		



Collin County Seal  
 Watermark Seal for Collin County.  
 Collin County Government

## PCT 053

### Proposition 6 – State of Texas

Vote For 1

	TOTAL	VOTE %	
For	263	55.25%	
Against	213	44.75%	
Total Votes Cast	476	100.00%	
Overvotes	0		
Undervotes	6		
Contest Totals	482		

### Proposition 7 – State of Texas

Vote For 1

	TOTAL	VOTE %	
For	435	90.44%	
Against	46	9.56%	
Total Votes Cast	481	100.00%	
Overvotes	0		
Undervotes	1		
Contest Totals	482		

### Proposition 8 – State of Texas

Vote For 1

	TOTAL	VOTE %	
For	315	65.62%	
Against	165	34.38%	
Total Votes Cast	480	100.00%	
Overvotes	0		
Undervotes	2		
Contest Totals	482		

### Proposition 9 – State of Texas

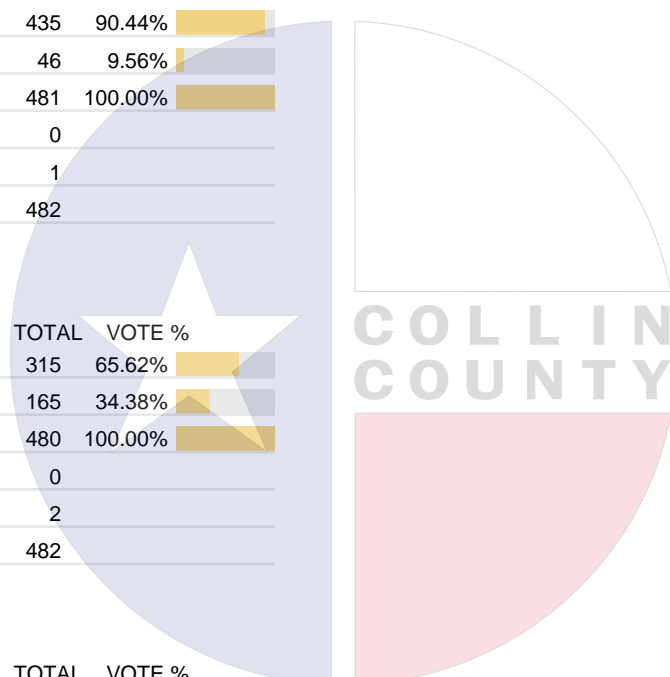
Vote For 1

	TOTAL	VOTE %	
For	339	70.92%	
Against	139	29.08%	
Total Votes Cast	478	100.00%	
Overvotes	0		
Undervotes	4		
Contest Totals	482		

### Proposition 10 – State of Texas

Vote For 1

	TOTAL	VOTE %	
For	430	90.34%	
Against	46	9.66%	
Total Votes Cast	476	100.00%	
Overvotes	0		
Undervotes	6		
Contest Totals	482		



Collin County Seal  
 Watermark Seal for Collin County.  
 Collin County Government

**PCT 053**

**Proposition 11 – State of Texas**

Vote For 1

	TOTAL	VOTE %	
For	356	74.48%	
Against	122	25.52%	
Total Votes Cast	478	100.00%	
Overvotes	1		
Undervotes	3		
Contest Totals	482		

**Proposition 12 – State of Texas**

Vote For 1

	TOTAL	VOTE %	
For	264	55.46%	
Against	212	44.54%	
Total Votes Cast	476	100.00%	
Overvotes	1		
Undervotes	5		
Contest Totals	482		

**Proposition 13 – State of Texas**

Vote For 1

	TOTAL	VOTE %	
For	409	85.39%	
Against	70	14.61%	
Total Votes Cast	479	100.00%	
Overvotes	0		
Undervotes	3		
Contest Totals	482		

**Proposition 14 – State of Texas**

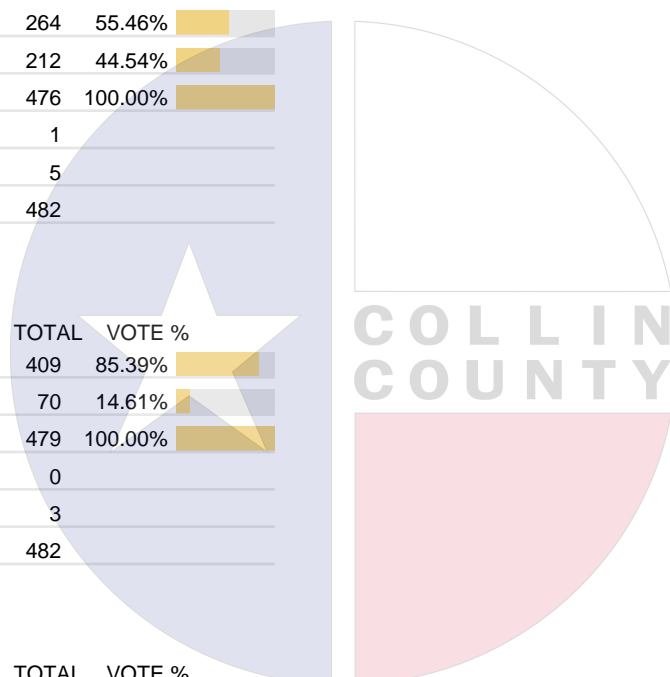
Vote For 1

	TOTAL	VOTE %	
For	349	72.71%	
Against	131	27.29%	
Total Votes Cast	480	100.00%	
Overvotes	1		
Undervotes	1		
Contest Totals	482		

**Proposition 15 – State of Texas**

Vote For 1

	TOTAL	VOTE %	
For	281	59.03%	
Against	195	40.97%	
Total Votes Cast	476	100.00%	
Overvotes	2		
Undervotes	4		
Contest Totals	482		



Collin County Seal  
 Watermark Seal for Collin County.  
 Collin County Government

**PCT 053**

**Proposition 16 – State of Texas**

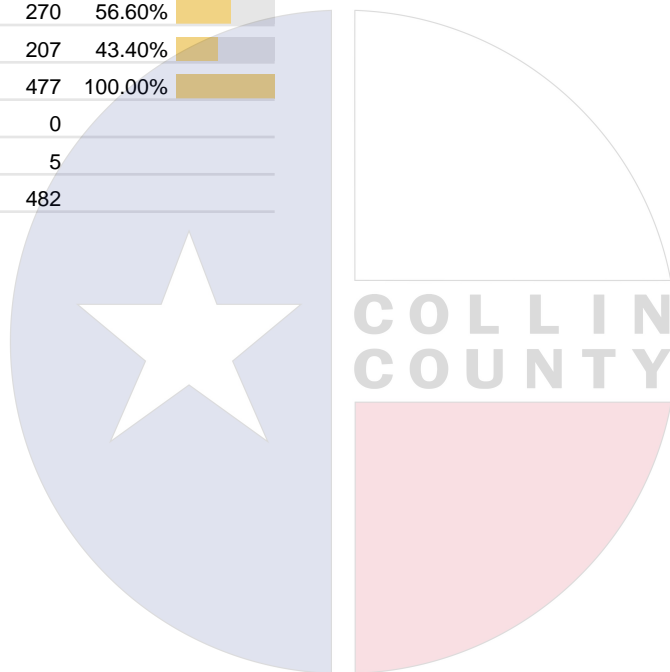
Vote For 1

	TOTAL	VOTE %	
For	299	62.55%	
Against	179	37.45%	
Total Votes Cast	478	100.00%	
Overvotes	1		
Undervotes	3		
Contest Totals	482		

**Proposition 17 – State of Texas**

Vote For 1

	TOTAL	VOTE %	
For	270	56.60%	
Against	207	43.40%	
Total Votes Cast	477	100.00%	
Overvotes	0		
Undervotes	5		
Contest Totals	482		



Collin County Seal  
 Watermark Seal for Collin County.  
 Collin County Government

## PCT 054

### Proposition 1 – State of Texas

Vote For 1

	TOTAL	VOTE %	
For	340	73.59%	
Against	122	26.41%	
Total Votes Cast	462	100.00%	
Overvotes	0		
Undervotes	1		
Contest Totals	463		

### Proposition 2 – State of Texas

Vote For 1

	TOTAL	VOTE %	
For	242	52.27%	
Against	221	47.73%	
Total Votes Cast	463	100.00%	
Overvotes	0		
Undervotes	0		
Contest Totals	463		

### Proposition 3 – State of Texas

Vote For 1

	TOTAL	VOTE %	
For	205	44.57%	
Against	255	55.43%	
Total Votes Cast	460	100.00%	
Overvotes	1		
Undervotes	2		
Contest Totals	463		

### Proposition 4 – State of Texas

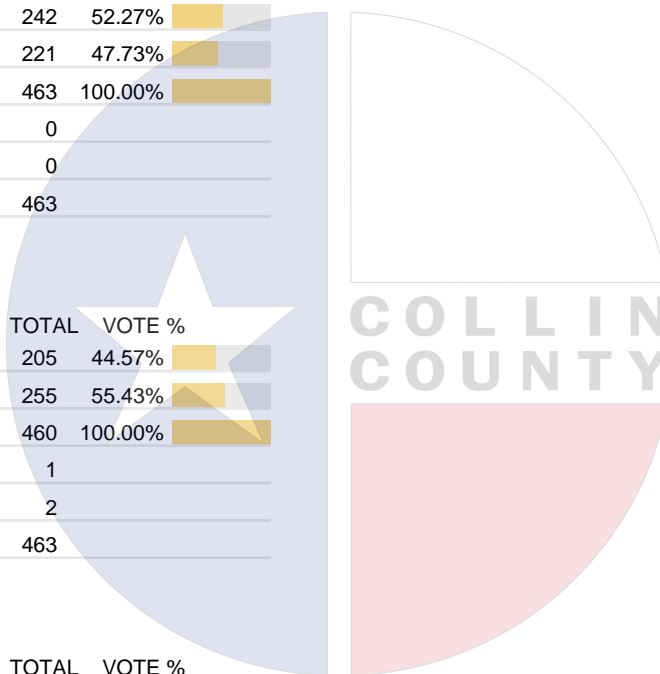
Vote For 1

	TOTAL	VOTE %	
For	342	74.03%	
Against	120	25.97%	
Total Votes Cast	462	100.00%	
Overvotes	0		
Undervotes	1		
Contest Totals	463		

### Proposition 5 – State of Texas

Vote For 1

	TOTAL	VOTE %	
For	290	63.74%	
Against	165	36.26%	
Total Votes Cast	455	100.00%	
Overvotes	0		
Undervotes	8		
Contest Totals	463		



## PCT 054

### Proposition 6 – State of Texas

Vote For 1

	TOTAL	VOTE %	
For	190	41.58%	
Against	267	58.42%	
Total Votes Cast	457	100.00%	
Overvotes	1		
Undervotes	5		
Contest Totals	463		

### Proposition 7 – State of Texas

Vote For 1

	TOTAL	VOTE %	
For	391	84.82%	
Against	70	15.18%	
Total Votes Cast	461	100.00%	
Overvotes	0		
Undervotes	2		
Contest Totals	463		

### Proposition 8 – State of Texas

Vote For 1

	TOTAL	VOTE %	
For	270	58.32%	
Against	193	41.68%	
Total Votes Cast	463	100.00%	
Overvotes	0		
Undervotes	0		
Contest Totals	463		

### Proposition 9 – State of Texas

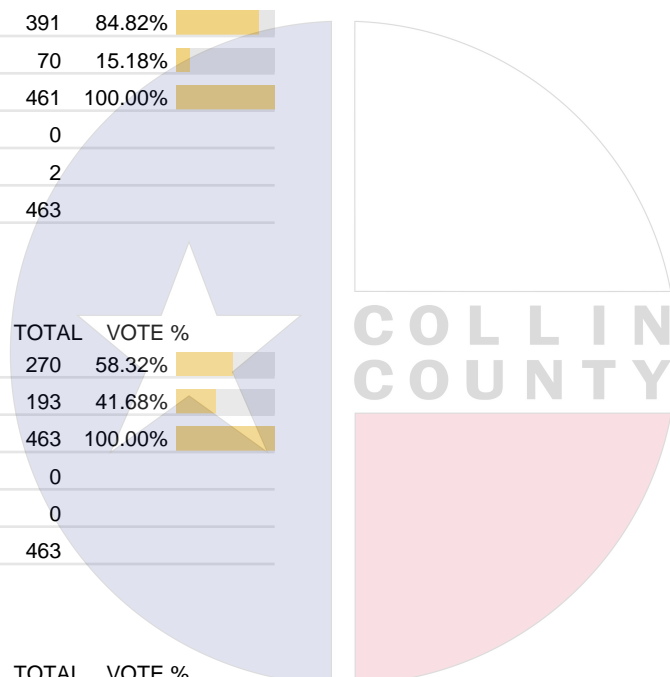
Vote For 1

	TOTAL	VOTE %	
For	290	63.04%	
Against	170	36.96%	
Total Votes Cast	460	100.00%	
Overvotes	0		
Undervotes	3		
Contest Totals	463		

### Proposition 10 – State of Texas

Vote For 1

	TOTAL	VOTE %	
For	404	87.83%	
Against	56	12.17%	
Total Votes Cast	460	100.00%	
Overvotes	0		
Undervotes	3		
Contest Totals	463		



Collin County Seal  
 Watermark Seal for Collin County.  
 Collin County Government

## PCT 054

### Proposition 11 – State of Texas

Vote For 1

	TOTAL	VOTE %	
For	333	72.23%	
Against	128	27.77%	
Total Votes Cast	461	100.00%	
Overvotes	0		
Undervotes	2		
Contest Totals	463		

### Proposition 12 – State of Texas

Vote For 1

	TOTAL	VOTE %	
For	228	49.57%	
Against	232	50.43%	
Total Votes Cast	460	100.00%	
Overvotes	0		
Undervotes	3		
Contest Totals	463		

### Proposition 13 – State of Texas

Vote For 1

	TOTAL	VOTE %	
For	352	76.52%	
Against	108	23.48%	
Total Votes Cast	460	100.00%	
Overvotes	1		
Undervotes	2		
Contest Totals	463		

### Proposition 14 – State of Texas

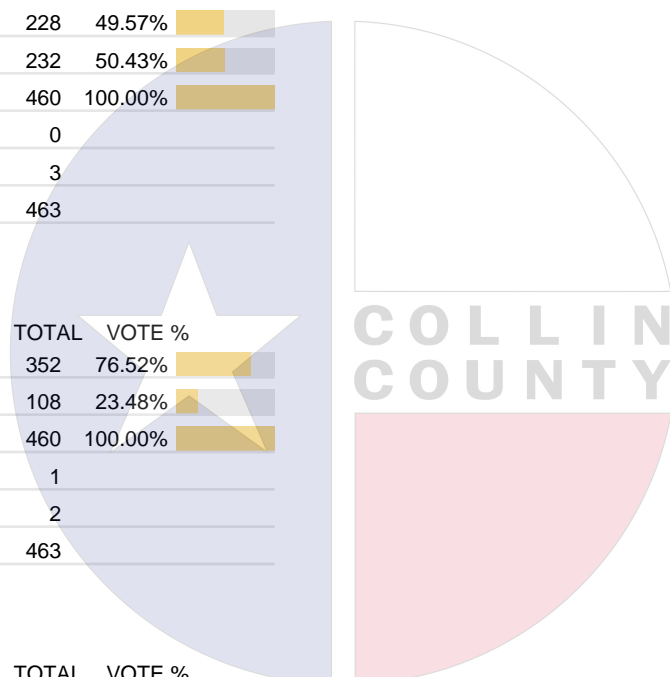
Vote For 1

	TOTAL	VOTE %	
For	329	71.37%	
Against	132	28.63%	
Total Votes Cast	461	100.00%	
Overvotes	0		
Undervotes	2		
Contest Totals	463		

### Proposition 15 – State of Texas

Vote For 1

	TOTAL	VOTE %	
For	261	56.74%	
Against	199	43.26%	
Total Votes Cast	460	100.00%	
Overvotes	0		
Undervotes	3		
Contest Totals	463		



Collin County Seal  
 Watermark Seal for Collin County.  
 Collin County Government

**PCT 054**

**Proposition 16 – State of Texas**

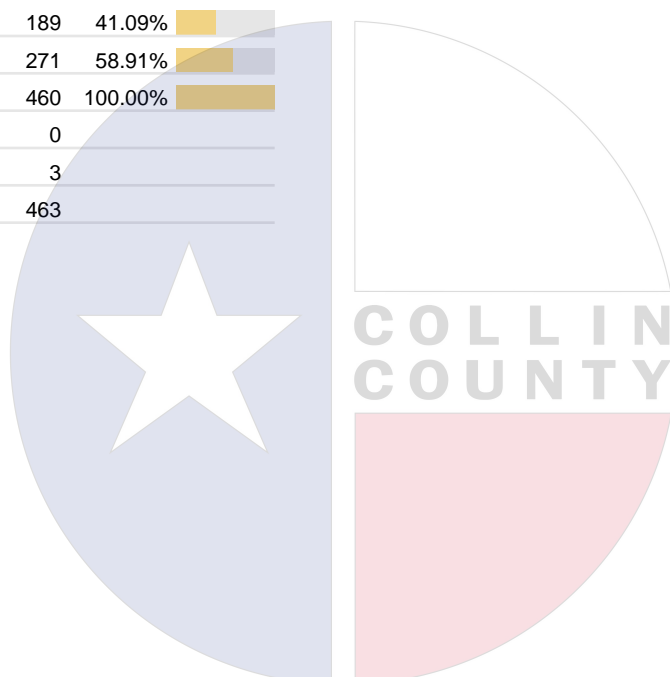
Vote For 1

	TOTAL	VOTE %	
For	257	55.99%	
Against	202	44.01%	
Total Votes Cast	459	100.00%	
Overvotes	2		
Undervotes	2		
Contest Totals	463		

**Proposition 17 – State of Texas**

Vote For 1

	TOTAL	VOTE %	
For	189	41.09%	
Against	271	58.91%	
Total Votes Cast	460	100.00%	
Overvotes	0		
Undervotes	3		
Contest Totals	463		



Collin County Seal  
 Watermark Seal for Collin County.  
 Collin County Government

## PCT 055

### Proposition 1 – State of Texas

Vote For 1

	TOTAL	VOTE %	
For	495	75.23%	
Against	163	24.77%	
Total Votes Cast	658	100.00%	
Overvotes	0		
Undervotes	6		
Contest Totals	664		

### Proposition 2 – State of Texas

Vote For 1

	TOTAL	VOTE %	
For	333	50.38%	
Against	328	49.62%	
Total Votes Cast	661	100.00%	
Overvotes	0		
Undervotes	3		
Contest Totals	664		

### Proposition 3 – State of Texas

Vote For 1

	TOTAL	VOTE %	
For	289	43.92%	
Against	369	56.08%	
Total Votes Cast	658	100.00%	
Overvotes	0		
Undervotes	6		
Contest Totals	664		

### Proposition 4 – State of Texas

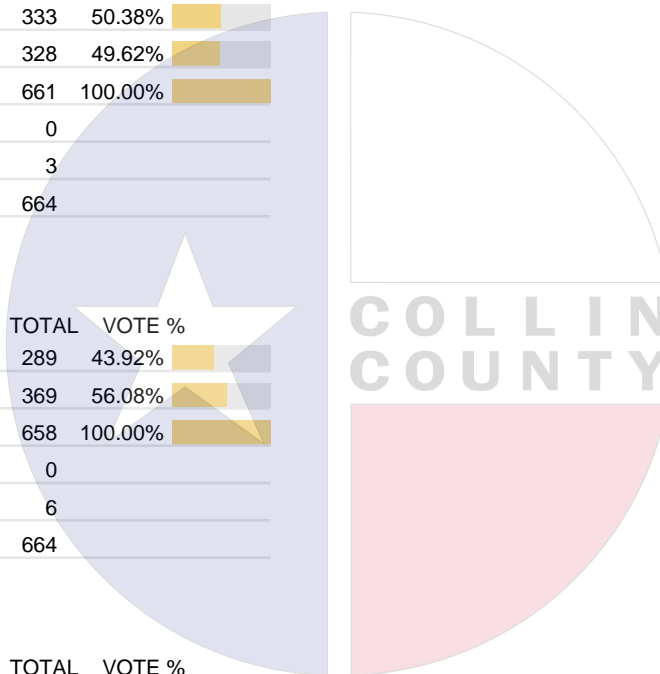
Vote For 1

	TOTAL	VOTE %	
For	505	77.34%	
Against	148	22.66%	
Total Votes Cast	653	100.00%	
Overvotes	1		
Undervotes	10		
Contest Totals	664		

### Proposition 5 – State of Texas

Vote For 1

	TOTAL	VOTE %	
For	371	57.61%	
Against	273	42.39%	
Total Votes Cast	644	100.00%	
Overvotes	0		
Undervotes	20		
Contest Totals	664		



Collin County Seal  
 Watermark Seal for Collin County,  
 Collin County Government

## PCT 055

### Proposition 6 – State of Texas

Vote For 1

	TOTAL	VOTE %	
For	269	41.64%	
Against	377	58.36%	
Total Votes Cast	646	100.00%	
Overvotes	0		
Undervotes	18		
Contest Totals	664		

### Proposition 7 – State of Texas

Vote For 1

	TOTAL	VOTE %	
For	538	81.76%	
Against	120	18.24%	
Total Votes Cast	658	100.00%	
Overvotes	0		
Undervotes	6		
Contest Totals	664		

### Proposition 8 – State of Texas

Vote For 1

	TOTAL	VOTE %	
For	368	56.10%	
Against	288	43.90%	
Total Votes Cast	656	100.00%	
Overvotes	0		
Undervotes	8		
Contest Totals	664		

### Proposition 9 – State of Texas

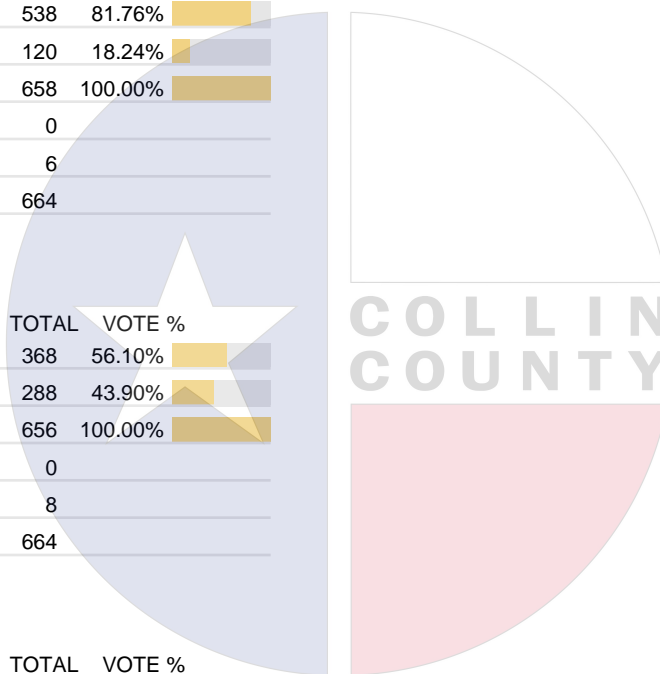
Vote For 1

	TOTAL	VOTE %	
For	369	56.94%	
Against	279	43.06%	
Total Votes Cast	648	100.00%	
Overvotes	1		
Undervotes	15		
Contest Totals	664		

### Proposition 10 – State of Texas

Vote For 1

	TOTAL	VOTE %	
For	566	86.41%	
Against	89	13.59%	
Total Votes Cast	655	100.00%	
Overvotes	1		
Undervotes	8		
Contest Totals	664		



Collin County Seal  
 Watermark Seal for Collin County.  
 Collin County Government

## PCT 055

### Proposition 11 – State of Texas

Vote For 1

	TOTAL	VOTE %	
For	482	73.48%	
Against	174	26.52%	
Total Votes Cast	656	100.00%	
Overvotes	0		
Undervotes	8		
Contest Totals	664		

### Proposition 12 – State of Texas

Vote For 1

	TOTAL	VOTE %	
For	274	42.35%	
Against	373	57.65%	
Total Votes Cast	647	100.00%	
Overvotes	0		
Undervotes	17		
Contest Totals	664		

### Proposition 13 – State of Texas

Vote For 1

	TOTAL	VOTE %	
For	467	71.52%	
Against	186	28.48%	
Total Votes Cast	653	100.00%	
Overvotes	0		
Undervotes	11		
Contest Totals	664		

### Proposition 14 – State of Texas

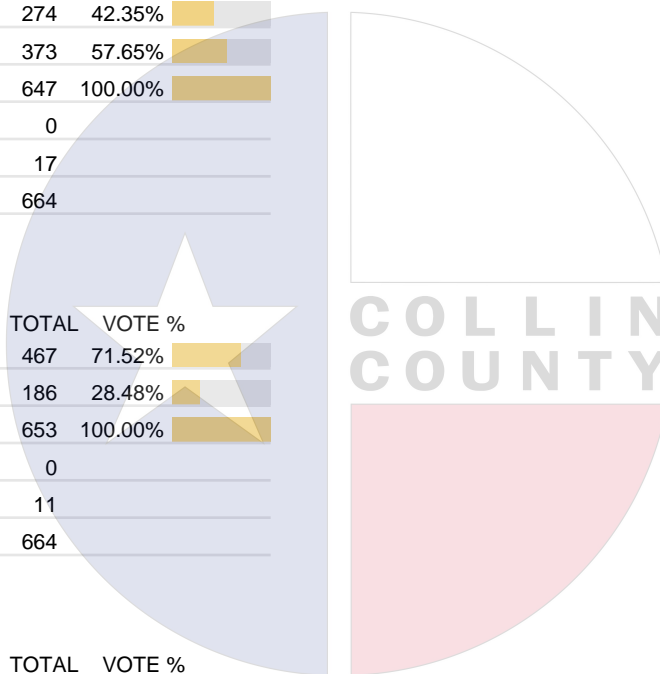
Vote For 1

	TOTAL	VOTE %	
For	486	73.52%	
Against	175	26.48%	
Total Votes Cast	661	100.00%	
Overvotes	0		
Undervotes	3		
Contest Totals	664		

### Proposition 15 – State of Texas

Vote For 1

	TOTAL	VOTE %	
For	292	44.79%	
Against	360	55.21%	
Total Votes Cast	652	100.00%	
Overvotes	0		
Undervotes	12		
Contest Totals	664		



Collin County Seal  
 Watermark Seal for Collin County.  
 Collin County Government

## PCT 055

### Proposition 16 – State of Texas

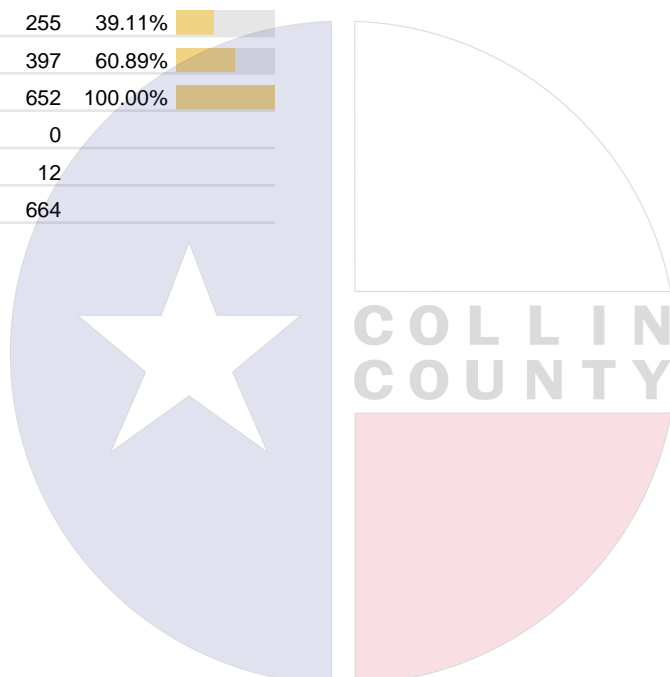
Vote For 1

	TOTAL	VOTE %	
For	326	49.85%	
Against	328	50.15%	
Total Votes Cast	654	100.00%	
Overvotes	0		
Undervotes	10		
Contest Totals	664		

### Proposition 17 – State of Texas

Vote For 1

	TOTAL	VOTE %	
For	255	39.11%	
Against	397	60.89%	
Total Votes Cast	652	100.00%	
Overvotes	0		
Undervotes	12		
Contest Totals	664		



Collin County Seal  
 Watermark Seal for Collin County.  
 Collin County Government

## PCT 056

### Proposition 1 – State of Texas

Vote For 1

	TOTAL	VOTE %	
For	325	71.59%	
Against	129	28.41%	
Total Votes Cast	454	100.00%	
Overvotes	0		
Undervotes	10		
Contest Totals	464		

### Proposition 2 – State of Texas

Vote For 1

	TOTAL	VOTE %	
For	324	71.84%	
Against	127	28.16%	
Total Votes Cast	451	100.00%	
Overvotes	1		
Undervotes	12		
Contest Totals	464		

### Proposition 3 – State of Texas

Vote For 1

	TOTAL	VOTE %	
For	268	59.56%	
Against	182	40.44%	
Total Votes Cast	450	100.00%	
Overvotes	0		
Undervotes	14		
Contest Totals	464		

### Proposition 4 – State of Texas

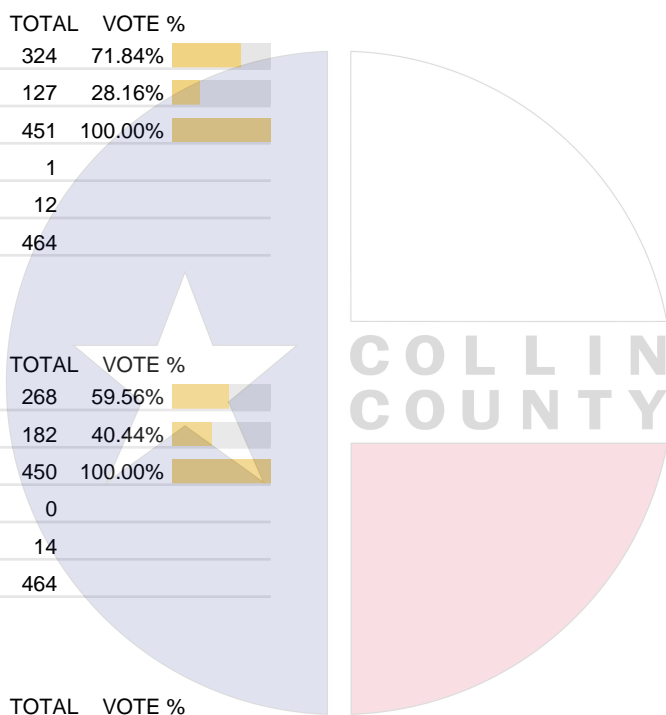
Vote For 1

	TOTAL	VOTE %	
For	344	75.77%	
Against	110	24.23%	
Total Votes Cast	454	100.00%	
Overvotes	0		
Undervotes	10		
Contest Totals	464		

### Proposition 5 – State of Texas

Vote For 1

	TOTAL	VOTE %	
For	318	72.44%	
Against	121	27.56%	
Total Votes Cast	439	100.00%	
Overvotes	0		
Undervotes	25		
Contest Totals	464		



Collin County Seal  
 Watermark Seal for Collin County.  
 Collin County Government

**PCT 056**

**Proposition 6 – State of Texas**

Vote For 1

	TOTAL	VOTE %	
For	268	60.91%	
Against	172	39.09%	
Total Votes Cast	440	100.00%	
Overvotes	0		
Undervotes	24		
Contest Totals	464		

**Proposition 7 – State of Texas**

Vote For 1

	TOTAL	VOTE %	
For	407	89.85%	
Against	46	10.15%	
Total Votes Cast	453	100.00%	
Overvotes	0		
Undervotes	11		
Contest Totals	464		

**Proposition 8 – State of Texas**

Vote For 1

	TOTAL	VOTE %	
For	358	78.51%	
Against	98	21.49%	
Total Votes Cast	456	100.00%	
Overvotes	0		
Undervotes	8		
Contest Totals	464		

**Proposition 9 – State of Texas**

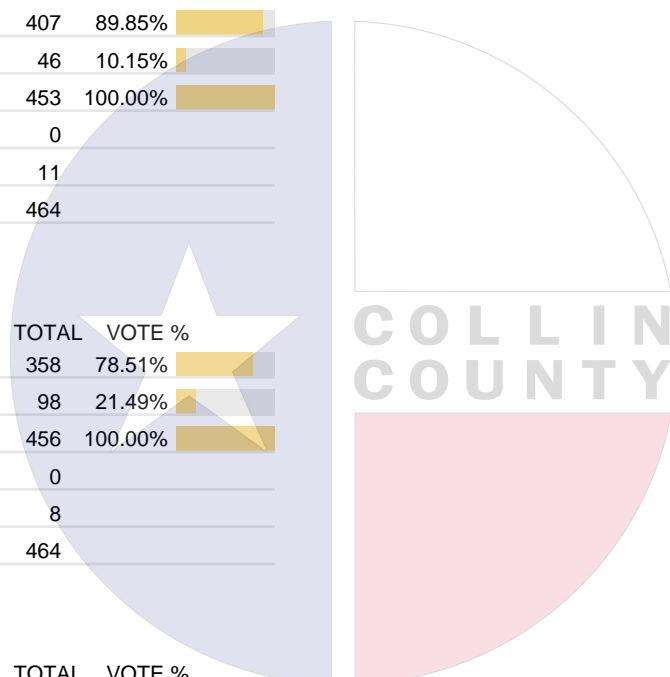
Vote For 1

	TOTAL	VOTE %	
For	312	70.11%	
Against	133	29.89%	
Total Votes Cast	445	100.00%	
Overvotes	0		
Undervotes	19		
Contest Totals	464		

**Proposition 10 – State of Texas**

Vote For 1

	TOTAL	VOTE %	
For	423	92.16%	
Against	36	7.84%	
Total Votes Cast	459	100.00%	
Overvotes	0		
Undervotes	5		
Contest Totals	464		



Collin County Seal  
 Watermark Seal for Collin County.  
 Collin County Government

## PCT 056

### Proposition 11 – State of Texas

Vote For 1

	TOTAL	VOTE %	
For	378	82.17%	
Against	82	17.83%	
Total Votes Cast	460	100.00%	
Overvotes	0		
Undervotes	4		
Contest Totals	464		

### Proposition 12 – State of Texas

Vote For 1

	TOTAL	VOTE %	
For	299	66.74%	
Against	149	33.26%	
Total Votes Cast	448	100.00%	
Overvotes	0		
Undervotes	16		
Contest Totals	464		

### Proposition 13 – State of Texas

Vote For 1

	TOTAL	VOTE %	
For	392	85.78%	
Against	65	14.22%	
Total Votes Cast	457	100.00%	
Overvotes	0		
Undervotes	7		
Contest Totals	464		

### Proposition 14 – State of Texas

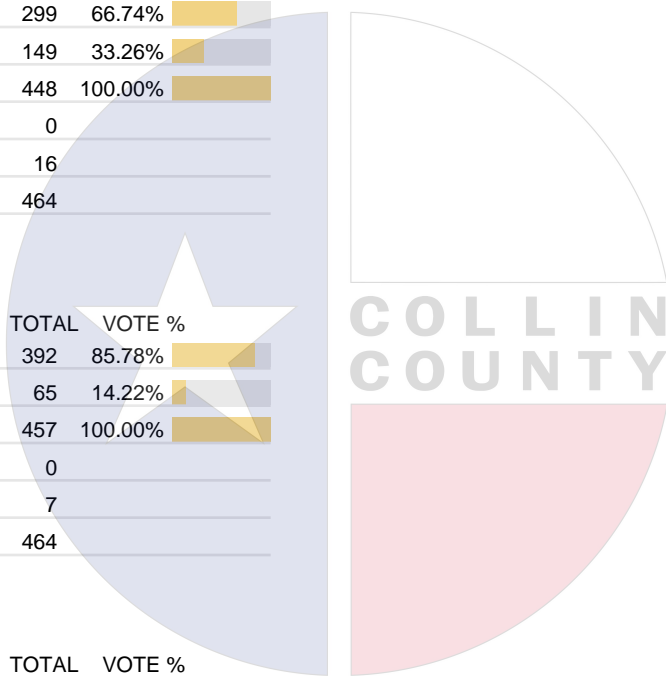
Vote For 1

	TOTAL	VOTE %	
For	326	71.96%	
Against	127	28.04%	
Total Votes Cast	453	100.00%	
Overvotes	0		
Undervotes	11		
Contest Totals	464		

### Proposition 15 – State of Texas

Vote For 1

	TOTAL	VOTE %	
For	333	73.03%	
Against	123	26.97%	
Total Votes Cast	456	100.00%	
Overvotes	0		
Undervotes	8		
Contest Totals	464		



Collin County Seal  
 Watermark Seal for Collin County.  
 Collin County Government

## PCT 056

### Proposition 16 – State of Texas

Vote For 1

	TOTAL	VOTE %	
For	332	72.49%	
Against	126	27.51%	
Total Votes Cast	458	100.00%	
Overvotes	0		
Undervotes	6		
Contest Totals	464		

### Proposition 17 – State of Texas

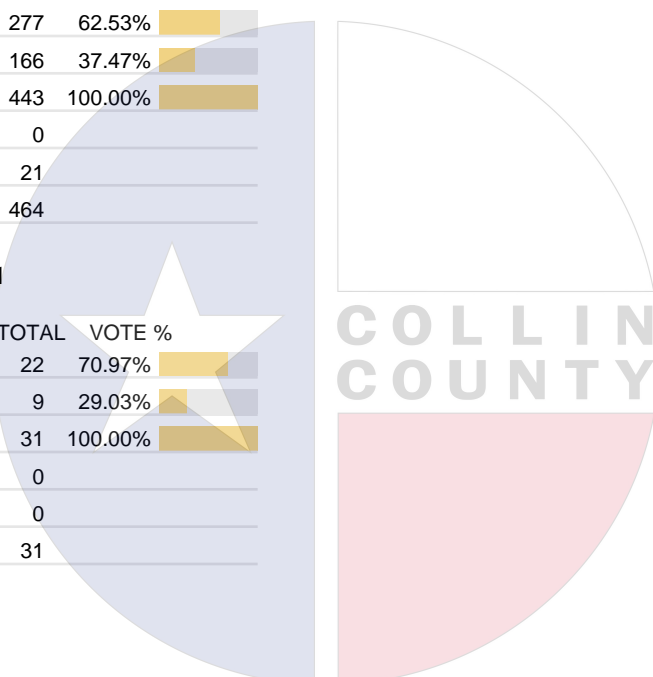
Vote For 1

	TOTAL	VOTE %	
For	277	62.53%	
Against	166	37.47%	
Total Votes Cast	443	100.00%	
Overvotes	0		
Undervotes	21		
Contest Totals	464		

### Proposition – Collin County ESD, No. 1

Vote For 1

	TOTAL	VOTE %	
For	22	70.97%	
Against	9	29.03%	
Total Votes Cast	31	100.00%	
Overvotes	0		
Undervotes	0		
Contest Totals	31		



Collin County Seal  
 Watermark Seal for Collin County.  
 Collin County Government

## PCT 057

### Proposition 1 – State of Texas

Vote For 1

	TOTAL	VOTE %	
For	601	75.88%	
Against	191	24.12%	
Total Votes Cast	792	100.00%	
Overvotes	0		
Undervotes	7		
Contest Totals	799		

### Proposition 2 – State of Texas

Vote For 1

	TOTAL	VOTE %	
For	514	65.06%	
Against	276	34.94%	
Total Votes Cast	790	100.00%	
Overvotes	1		
Undervotes	8		
Contest Totals	799		

### Proposition 3 – State of Texas

Vote For 1

	TOTAL	VOTE %	
For	457	57.99%	
Against	331	42.01%	
Total Votes Cast	788	100.00%	
Overvotes	0		
Undervotes	11		
Contest Totals	799		

### Proposition 4 – State of Texas

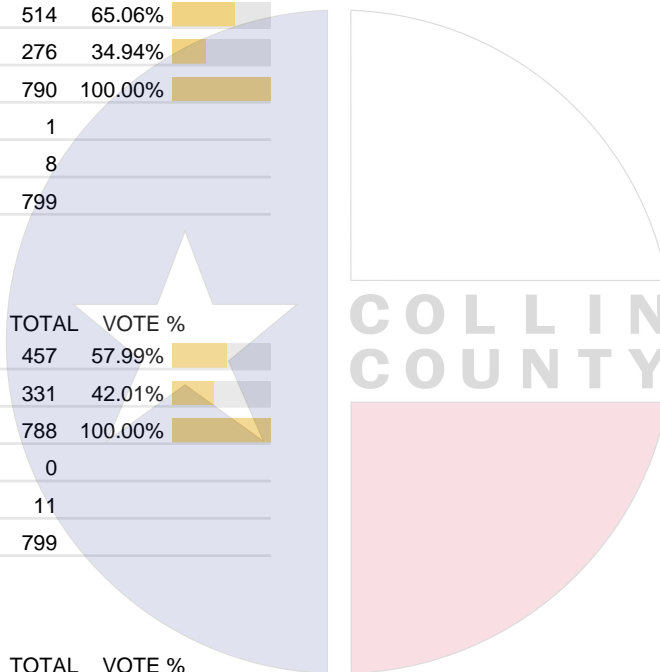
Vote For 1

	TOTAL	VOTE %	
For	592	74.84%	
Against	199	25.16%	
Total Votes Cast	791	100.00%	
Overvotes	0		
Undervotes	8		
Contest Totals	799		

### Proposition 5 – State of Texas

Vote For 1

	TOTAL	VOTE %	
For	533	68.86%	
Against	241	31.14%	
Total Votes Cast	774	100.00%	
Overvotes	0		
Undervotes	25		
Contest Totals	799		



Collin County Seal  
 Watermark Seal for Collin County,  
 Collin County Government

## PCT 057

### Proposition 6 – State of Texas

Vote For 1

	TOTAL	VOTE %	
For	453	58.38%	
Against	323	41.62%	
Total Votes Cast	776	100.00%	
Overvotes	2		
Undervotes	21		
Contest Totals	799		

### Proposition 7 – State of Texas

Vote For 1

	TOTAL	VOTE %	
For	695	87.64%	
Against	98	12.36%	
Total Votes Cast	793	100.00%	
Overvotes	0		
Undervotes	6		
Contest Totals	799		

### Proposition 8 – State of Texas

Vote For 1

	TOTAL	VOTE %	
For	560	70.53%	
Against	234	29.47%	
Total Votes Cast	794	100.00%	
Overvotes	0		
Undervotes	5		
Contest Totals	799		

### Proposition 9 – State of Texas

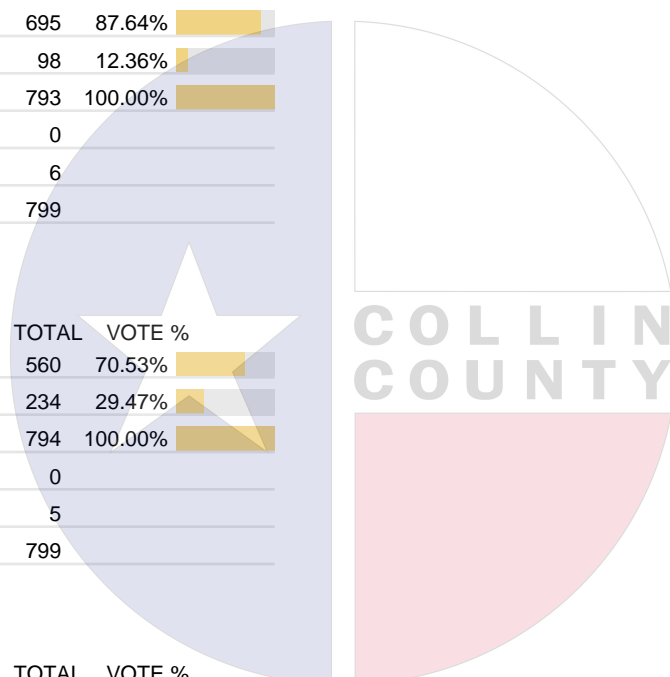
Vote For 1

	TOTAL	VOTE %	
For	549	69.94%	
Against	236	30.06%	
Total Votes Cast	785	100.00%	
Overvotes	0		
Undervotes	14		
Contest Totals	799		

### Proposition 10 – State of Texas

Vote For 1

	TOTAL	VOTE %	
For	718	90.89%	
Against	72	9.11%	
Total Votes Cast	790	100.00%	
Overvotes	0		
Undervotes	9		
Contest Totals	799		



Collin County Seal  
 Watermark Seal for Collin County.  
 Collin County Government

## PCT 057

### Proposition 11 – State of Texas

Vote For 1

	TOTAL	VOTE %	
For	650	82.07%	
Against	142	17.93%	
Total Votes Cast	792	100.00%	
Overvotes	1		
Undervotes	6		
Contest Totals	799		

### Proposition 12 – State of Texas

Vote For 1

	TOTAL	VOTE %	
For	470	59.80%	
Against	316	40.20%	
Total Votes Cast	786	100.00%	
Overvotes	0		
Undervotes	13		
Contest Totals	799		

### Proposition 13 – State of Texas

Vote For 1

	TOTAL	VOTE %	
For	665	83.75%	
Against	129	16.25%	
Total Votes Cast	794	100.00%	
Overvotes	1		
Undervotes	4		
Contest Totals	799		

### Proposition 14 – State of Texas

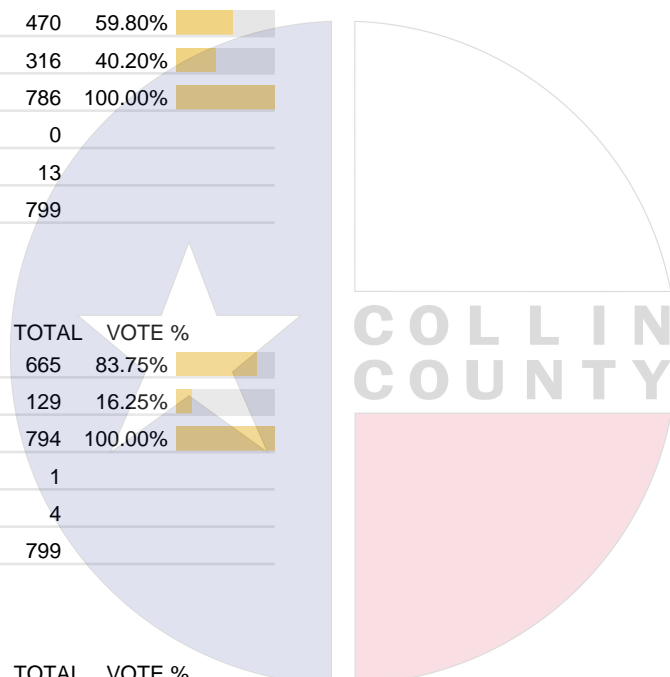
Vote For 1

	TOTAL	VOTE %	
For	575	72.97%	
Against	213	27.03%	
Total Votes Cast	788	100.00%	
Overvotes	0		
Undervotes	11		
Contest Totals	799		

### Proposition 15 – State of Texas

Vote For 1

	TOTAL	VOTE %	
For	515	65.11%	
Against	276	34.89%	
Total Votes Cast	791	100.00%	
Overvotes	0		
Undervotes	8		
Contest Totals	799		



Collin County Seal  
 Watermark Seal for Collin County.  
 Collin County Government

**PCT 057**

**Proposition 16 – State of Texas**

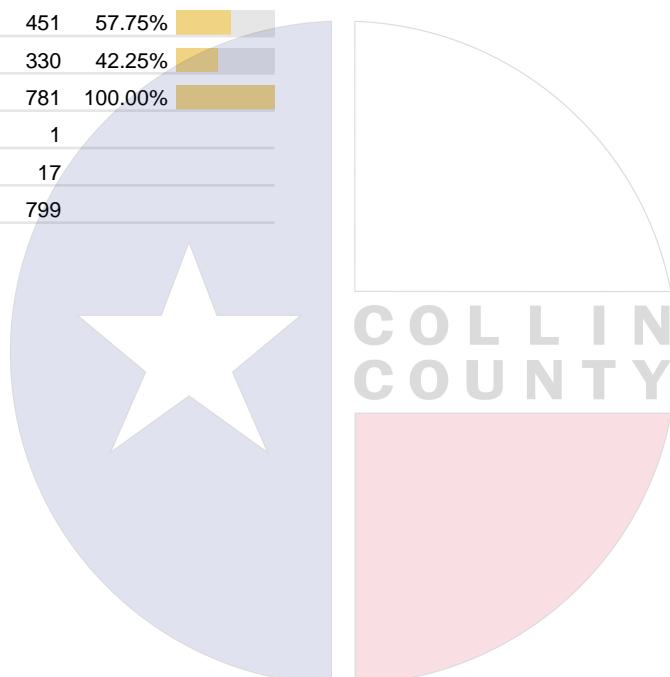
Vote For 1

	TOTAL	VOTE %	
For	524	66.16%	
Against	268	33.84%	
Total Votes Cast	792	100.00%	
Overvotes	0		
Undervotes	7		
Contest Totals	799		

**Proposition 17 – State of Texas**

Vote For 1

	TOTAL	VOTE %	
For	451	57.75%	
Against	330	42.25%	
Total Votes Cast	781	100.00%	
Overvotes	1		
Undervotes	17		
Contest Totals	799		



Collin County Seal  
 Watermark Seal for Collin County.  
 Collin County Government

## PCT 058

### Proposition 1 – State of Texas

Vote For 1

	TOTAL	VOTE %	
For	447	79.12%	
Against	118	20.88%	
Total Votes Cast	565	100.00%	
Overvotes	0		
Undervotes	6		
Contest Totals	571		

### Proposition 2 – State of Texas

Vote For 1

	TOTAL	VOTE %	
For	359	63.32%	
Against	208	36.68%	
Total Votes Cast	567	100.00%	
Overvotes	0		
Undervotes	4		
Contest Totals	571		

### Proposition 3 – State of Texas

Vote For 1

	TOTAL	VOTE %	
For	310	55.16%	
Against	252	44.84%	
Total Votes Cast	562	100.00%	
Overvotes	0		
Undervotes	9		
Contest Totals	571		

### Proposition 4 – State of Texas

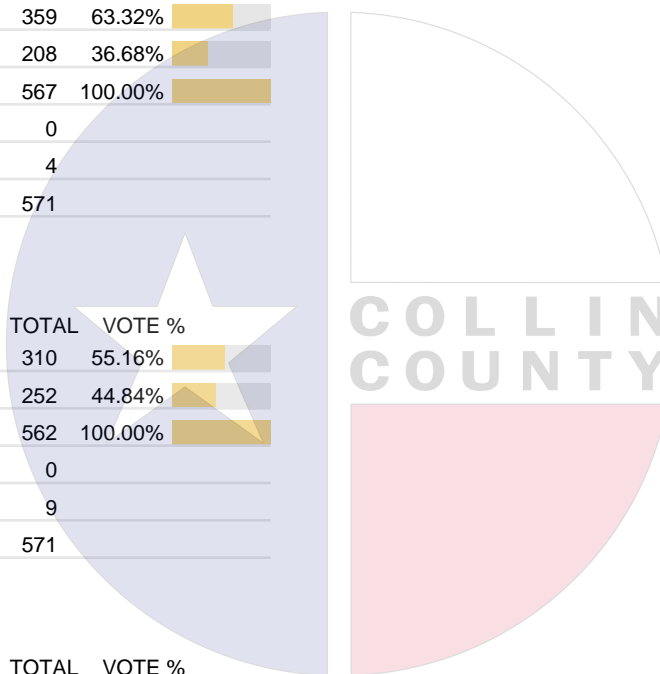
Vote For 1

	TOTAL	VOTE %	
For	455	80.53%	
Against	110	19.47%	
Total Votes Cast	565	100.00%	
Overvotes	0		
Undervotes	6		
Contest Totals	571		

### Proposition 5 – State of Texas

Vote For 1

	TOTAL	VOTE %	
For	385	69.49%	
Against	169	30.51%	
Total Votes Cast	554	100.00%	
Overvotes	0		
Undervotes	17		
Contest Totals	571		



Collin County Seal  
 Watermark Seal for Collin County.  
 Collin County Government

## PCT 058

### Proposition 6 – State of Texas

Vote For 1

	TOTAL	VOTE %	
For	301	53.65%	
Against	260	46.35%	
Total Votes Cast	561	100.00%	
Overvotes	0		
Undervotes	10		
Contest Totals	571		

### Proposition 7 – State of Texas

Vote For 1

	TOTAL	VOTE %	
For	514	90.65%	
Against	53	9.35%	
Total Votes Cast	567	100.00%	
Overvotes	0		
Undervotes	4		
Contest Totals	571		

### Proposition 8 – State of Texas

Vote For 1

	TOTAL	VOTE %	
For	374	66.08%	
Against	192	33.92%	
Total Votes Cast	566	100.00%	
Overvotes	1		
Undervotes	4		
Contest Totals	571		

### Proposition 9 – State of Texas

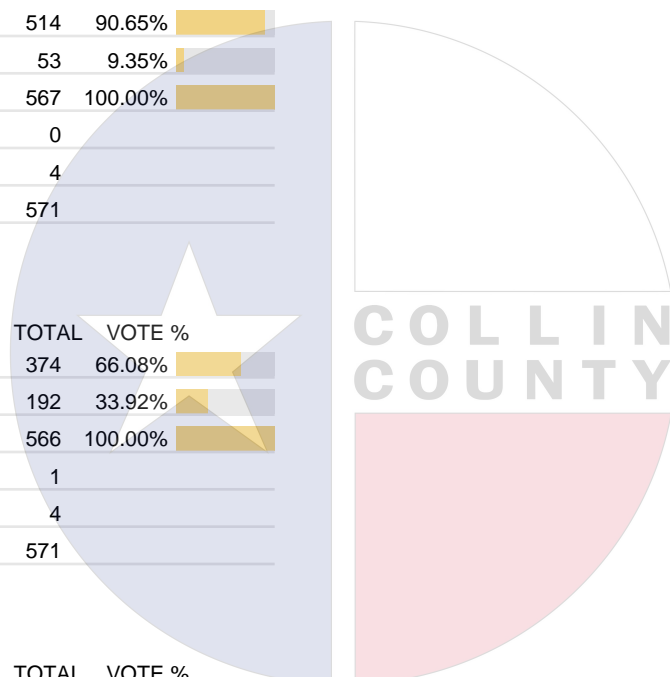
Vote For 1

	TOTAL	VOTE %	
For	391	70.07%	
Against	167	29.93%	
Total Votes Cast	558	100.00%	
Overvotes	0		
Undervotes	13		
Contest Totals	571		

### Proposition 10 – State of Texas

Vote For 1

	TOTAL	VOTE %	
For	525	92.92%	
Against	40	7.08%	
Total Votes Cast	565	100.00%	
Overvotes	0		
Undervotes	6		
Contest Totals	571		



Collin County Seal  
 Watermark Seal for Collin County.  
 Collin County Government

## PCT 058

### Proposition 11 – State of Texas

Vote For 1

	TOTAL	VOTE %	
For	476	83.95%	
Against	91	16.05%	
Total Votes Cast	567	100.00%	
Overvotes	0		
Undervotes	4		
Contest Totals	571		

### Proposition 12 – State of Texas

Vote For 1

	TOTAL	VOTE %	
For	289	51.89%	
Against	268	48.11%	
Total Votes Cast	557	100.00%	
Overvotes	1		
Undervotes	13		
Contest Totals	571		

### Proposition 13 – State of Texas

Vote For 1

	TOTAL	VOTE %	
For	475	83.77%	
Against	92	16.23%	
Total Votes Cast	567	100.00%	
Overvotes	1		
Undervotes	3		
Contest Totals	571		

### Proposition 14 – State of Texas

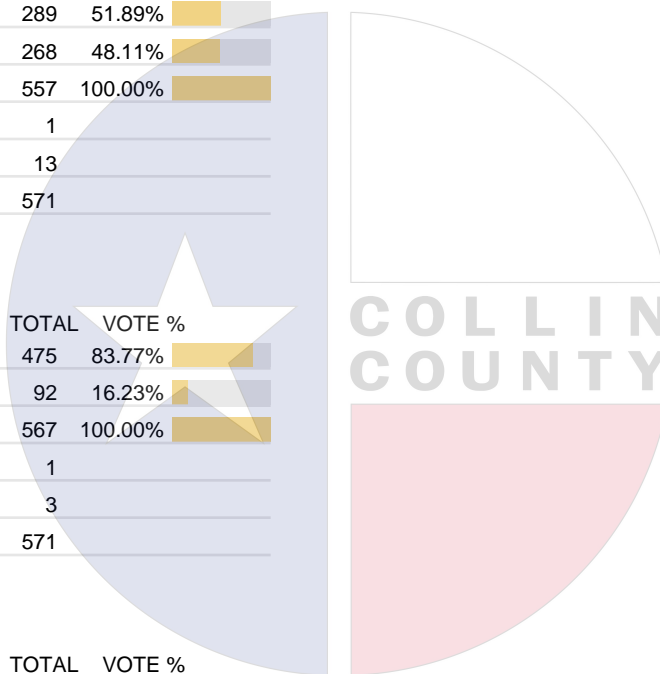
Vote For 1

	TOTAL	VOTE %	
For	419	74.29%	
Against	145	25.71%	
Total Votes Cast	564	100.00%	
Overvotes	0		
Undervotes	7		
Contest Totals	571		

### Proposition 15 – State of Texas

Vote For 1

	TOTAL	VOTE %	
For	338	59.82%	
Against	227	40.18%	
Total Votes Cast	565	100.00%	
Overvotes	0		
Undervotes	6		
Contest Totals	571		



**PCT 058**

**Proposition 16 – State of Texas**

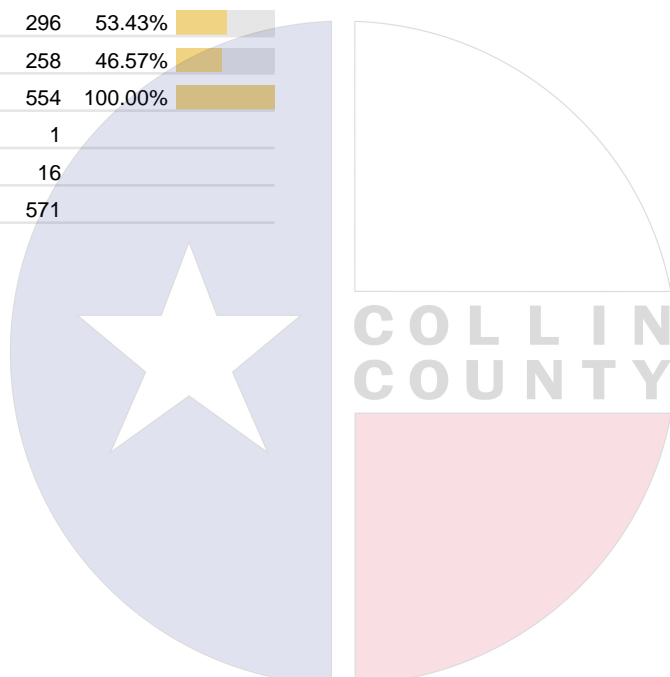
Vote For 1

	TOTAL	VOTE %	
For	351	62.34%	
Against	212	37.66%	
Total Votes Cast	563	100.00%	
Overvotes	0		
Undervotes	8		
Contest Totals	571		

**Proposition 17 – State of Texas**

Vote For 1

	TOTAL	VOTE %	
For	296	53.43%	
Against	258	46.57%	
Total Votes Cast	554	100.00%	
Overvotes	1		
Undervotes	16		
Contest Totals	571		



Collin County Seal  
 Watermark Seal for Collin County.  
 Collin County Government

## PCT 059

### Proposition 1 – State of Texas

Vote For 1

	TOTAL	VOTE %	
For	446	72.05%	
Against	173	27.95%	
Total Votes Cast	619	100.00%	
Overvotes	0		
Undervotes	4		
Contest Totals	623		

### Proposition 2 – State of Texas

Vote For 1

	TOTAL	VOTE %	
For	429	69.53%	
Against	188	30.47%	
Total Votes Cast	617	100.00%	
Overvotes	0		
Undervotes	6		
Contest Totals	623		

### Proposition 3 – State of Texas

Vote For 1

	TOTAL	VOTE %	
For	383	61.87%	
Against	236	38.13%	
Total Votes Cast	619	100.00%	
Overvotes	0		
Undervotes	4		
Contest Totals	623		

### Proposition 4 – State of Texas

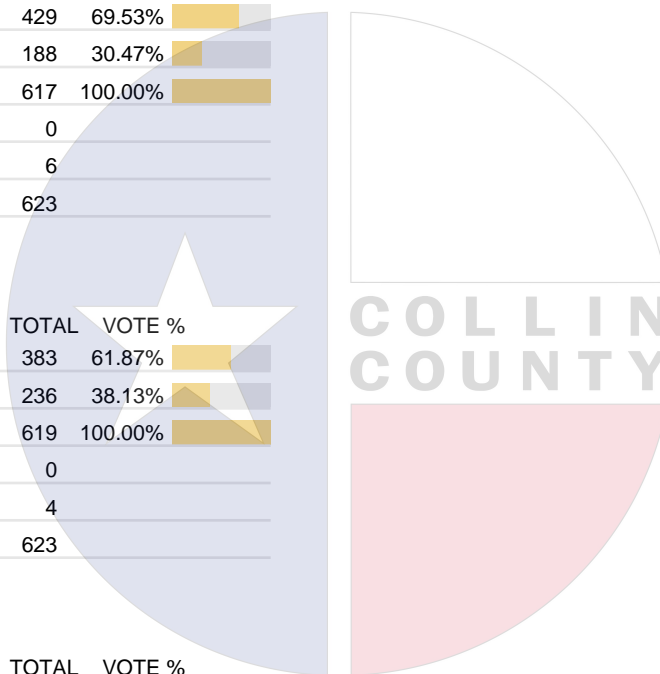
Vote For 1

	TOTAL	VOTE %	
For	461	75.20%	
Against	152	24.80%	
Total Votes Cast	613	100.00%	
Overvotes	0		
Undervotes	10		
Contest Totals	623		

### Proposition 5 – State of Texas

Vote For 1

	TOTAL	VOTE %	
For	444	72.67%	
Against	167	27.33%	
Total Votes Cast	611	100.00%	
Overvotes	0		
Undervotes	12		
Contest Totals	623		



Collin County Seal  
 Watermark Seal for Collin County.  
 Collin County Government

## PCT 059

### Proposition 6 – State of Texas

Vote For 1

	TOTAL	VOTE %	
For	373	60.85%	
Against	240	39.15%	
Total Votes Cast	613	100.00%	
Overvotes	1		
Undervotes	9		
Contest Totals	623		

### Proposition 7 – State of Texas

Vote For 1

	TOTAL	VOTE %	
For	549	88.98%	
Against	68	11.02%	
Total Votes Cast	617	100.00%	
Overvotes	0		
Undervotes	6		
Contest Totals	623		

### Proposition 8 – State of Texas

Vote For 1

	TOTAL	VOTE %	
For	461	74.84%	
Against	155	25.16%	
Total Votes Cast	616	100.00%	
Overvotes	0		
Undervotes	7		
Contest Totals	623		

### Proposition 9 – State of Texas

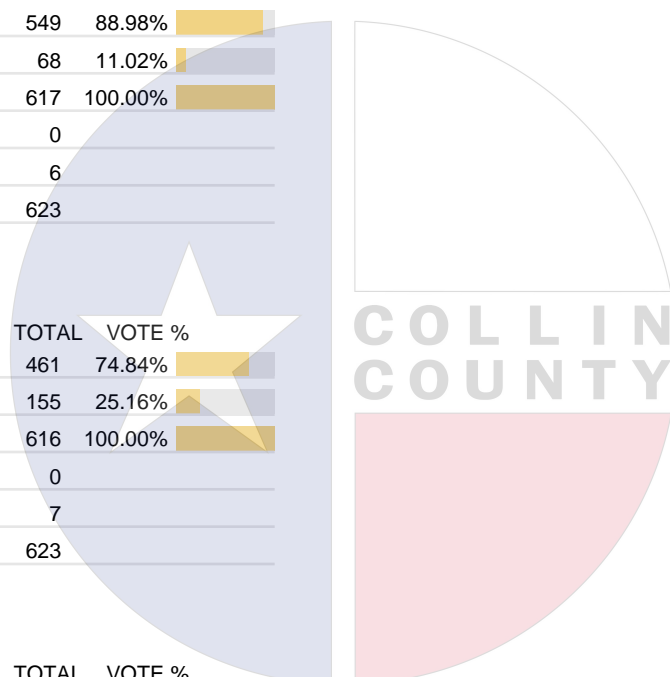
Vote For 1

	TOTAL	VOTE %	
For	449	73.13%	
Against	165	26.87%	
Total Votes Cast	614	100.00%	
Overvotes	0		
Undervotes	9		
Contest Totals	623		

### Proposition 10 – State of Texas

Vote For 1

	TOTAL	VOTE %	
For	552	89.76%	
Against	63	10.24%	
Total Votes Cast	615	100.00%	
Overvotes	0		
Undervotes	8		
Contest Totals	623		



Collin County Seal  
 Watermark Seal for Collin County.  
 Collin County Government

**PCT 059**

**Proposition 11 – State of Texas**

Vote For 1

	TOTAL	VOTE %	
For	509	82.63%	
Against	107	17.37%	
Total Votes Cast	616	100.00%	
Overvotes	0		
Undervotes	7		
Contest Totals	623		

**Proposition 12 – State of Texas**

Vote For 1

	TOTAL	VOTE %	
For	378	61.66%	
Against	235	38.34%	
Total Votes Cast	613	100.00%	
Overvotes	0		
Undervotes	10		
Contest Totals	623		

**Proposition 13 – State of Texas**

Vote For 1

	TOTAL	VOTE %	
For	537	87.03%	
Against	80	12.97%	
Total Votes Cast	617	100.00%	
Overvotes	0		
Undervotes	6		
Contest Totals	623		

**Proposition 14 – State of Texas**

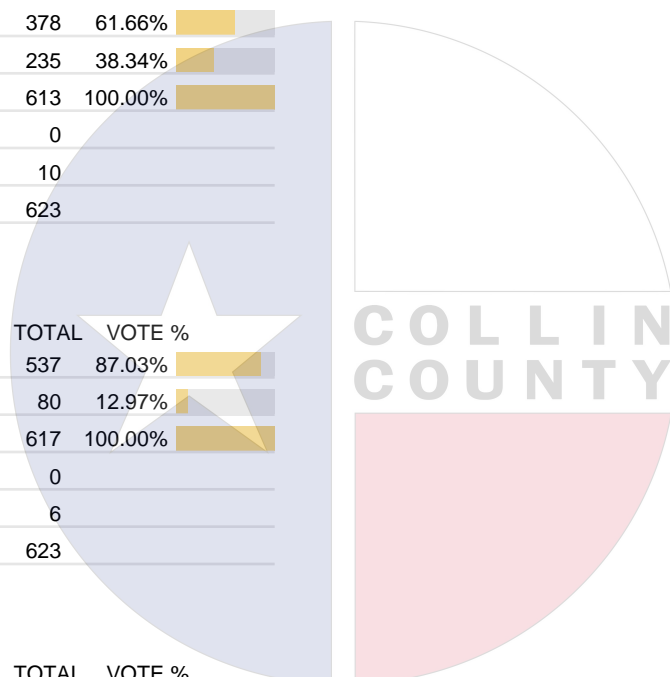
Vote For 1

	TOTAL	VOTE %	
For	419	67.69%	
Against	200	32.31%	
Total Votes Cast	619	100.00%	
Overvotes	0		
Undervotes	4		
Contest Totals	623		

**Proposition 15 – State of Texas**

Vote For 1

	TOTAL	VOTE %	
For	418	67.42%	
Against	202	32.58%	
Total Votes Cast	620	100.00%	
Overvotes	0		
Undervotes	3		
Contest Totals	623		



Collin County Seal  
 Watermark Seal for Collin County.  
 Collin County Government

### PCT 059

#### Proposition 16 – State of Texas

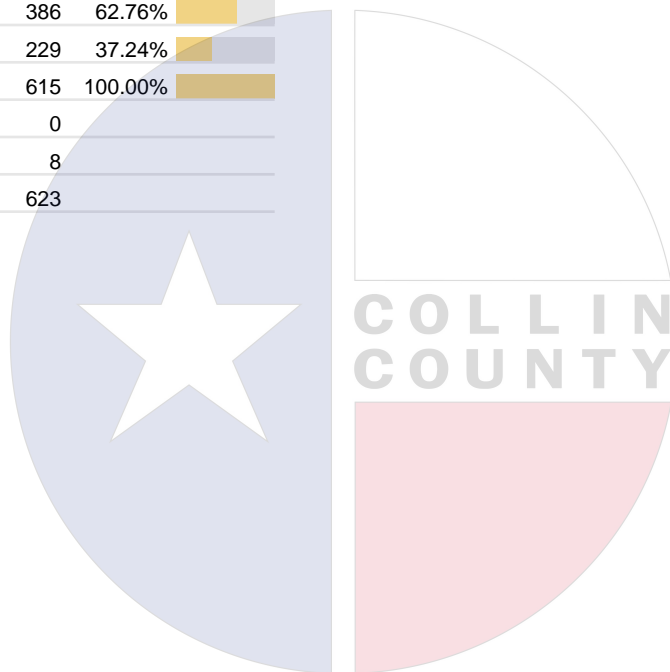
Vote For 1

	TOTAL	VOTE %	
For	440	71.43%	
Against	176	28.57%	
Total Votes Cast	616	100.00%	
Overvotes	0		
Undervotes	7		
Contest Totals	623		

#### Proposition 17 – State of Texas

Vote For 1

	TOTAL	VOTE %	
For	386	62.76%	
Against	229	37.24%	
Total Votes Cast	615	100.00%	
Overvotes	0		
Undervotes	8		
Contest Totals	623		



Collin County Seal  
 Watermark Seal for Collin County.  
 Collin County Government

## PCT 060

### Proposition 1 – State of Texas

Vote For 1

	TOTAL	VOTE %	
For	438	62.66%	
Against	261	37.34%	
Total Votes Cast	699	100.00%	
Overvotes	0		
Undervotes	6		
Contest Totals	705		

### Proposition 2 – State of Texas

Vote For 1

	TOTAL	VOTE %	
For	538	76.86%	
Against	162	23.14%	
Total Votes Cast	700	100.00%	
Overvotes	2		
Undervotes	3		
Contest Totals	705		

### Proposition 3 – State of Texas

Vote For 1

	TOTAL	VOTE %	
For	404	57.71%	
Against	296	42.29%	
Total Votes Cast	700	100.00%	
Overvotes	1		
Undervotes	4		
Contest Totals	705		

### Proposition 4 – State of Texas

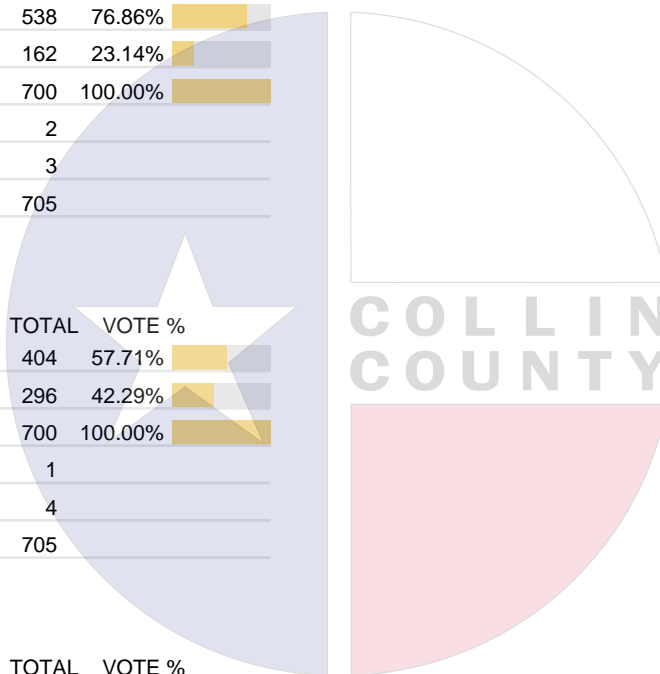
Vote For 1

	TOTAL	VOTE %	
For	462	66.19%	
Against	236	33.81%	
Total Votes Cast	698	100.00%	
Overvotes	1		
Undervotes	6		
Contest Totals	705		

### Proposition 5 – State of Texas

Vote For 1

	TOTAL	VOTE %	
For	514	74.38%	
Against	177	25.62%	
Total Votes Cast	691	100.00%	
Overvotes	0		
Undervotes	14		
Contest Totals	705		



Collin County Seal  
 Watermark Seal for Collin County.  
 Collin County Government

## PCT 060

### Proposition 6 – State of Texas

Vote For 1

	TOTAL	VOTE %	
For	460	66.86%	
Against	228	33.14%	
Total Votes Cast	688	100.00%	
Overvotes	0		
Undervotes	17		
Contest Totals	705		

### Proposition 7 – State of Texas

Vote For 1

	TOTAL	VOTE %	
For	632	89.65%	
Against	73	10.35%	
Total Votes Cast	705	100.00%	
Overvotes	0		
Undervotes	0		
Contest Totals	705		

### Proposition 8 – State of Texas

Vote For 1

	TOTAL	VOTE %	
For	570	81.43%	
Against	130	18.57%	
Total Votes Cast	700	100.00%	
Overvotes	0		
Undervotes	5		
Contest Totals	705		

### Proposition 9 – State of Texas

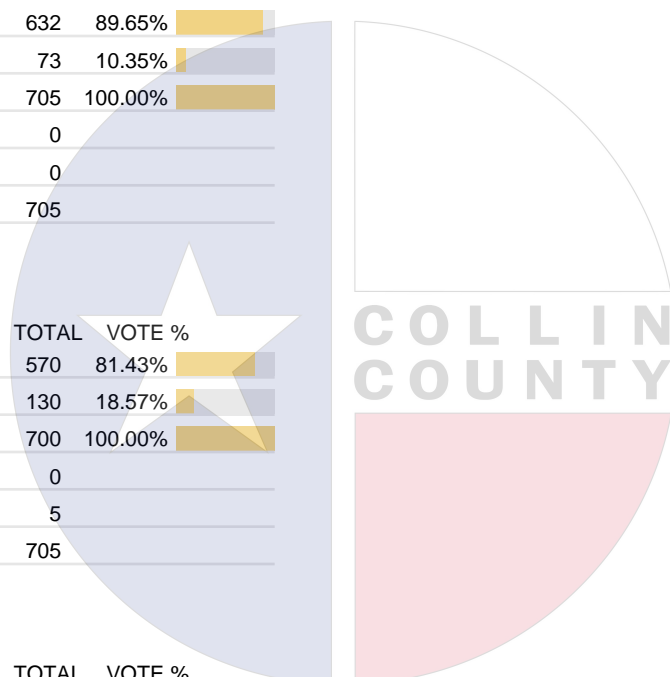
Vote For 1

	TOTAL	VOTE %	
For	521	75.29%	
Against	171	24.71%	
Total Votes Cast	692	100.00%	
Overvotes	0		
Undervotes	13		
Contest Totals	705		

### Proposition 10 – State of Texas

Vote For 1

	TOTAL	VOTE %	
For	651	92.74%	
Against	51	7.26%	
Total Votes Cast	702	100.00%	
Overvotes	0		
Undervotes	3		
Contest Totals	705		



Collin County Seal  
 Watermark Seal for Collin County.  
 Collin County Government

## PCT 060

### Proposition 11 – State of Texas

Vote For 1

	TOTAL	VOTE %	
For	561	79.91%	
Against	141	20.09%	
Total Votes Cast	702	100.00%	
Overvotes	0		
Undervotes	3		
Contest Totals	705		

### Proposition 12 – State of Texas

Vote For 1

	TOTAL	VOTE %	
For	457	65.76%	
Against	238	34.24%	
Total Votes Cast	695	100.00%	
Overvotes	0		
Undervotes	10		
Contest Totals	705		

### Proposition 13 – State of Texas

Vote For 1

	TOTAL	VOTE %	
For	631	89.76%	
Against	72	10.24%	
Total Votes Cast	703	100.00%	
Overvotes	0		
Undervotes	2		
Contest Totals	705		

### Proposition 14 – State of Texas

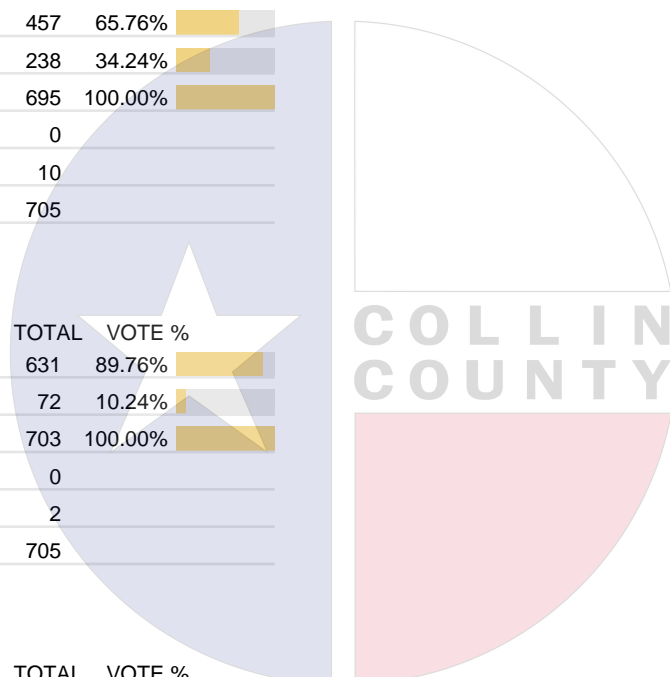
Vote For 1

	TOTAL	VOTE %	
For	411	58.97%	
Against	286	41.03%	
Total Votes Cast	697	100.00%	
Overvotes	0		
Undervotes	8		
Contest Totals	705		

### Proposition 15 – State of Texas

Vote For 1

	TOTAL	VOTE %	
For	533	75.82%	
Against	170	24.18%	
Total Votes Cast	703	100.00%	
Overvotes	0		
Undervotes	2		
Contest Totals	705		



Collin County Seal  
 Watermark Seal for Collin County.  
 Collin County Government

**PCT 060**

**Proposition 16 – State of Texas**

Vote For 1

	TOTAL	VOTE %	
For	535	76.43%	
Against	165	23.57%	
Total Votes Cast	700	100.00%	
Overvotes	0		
Undervotes	5		
Contest Totals	705		

**Proposition 17 – State of Texas**

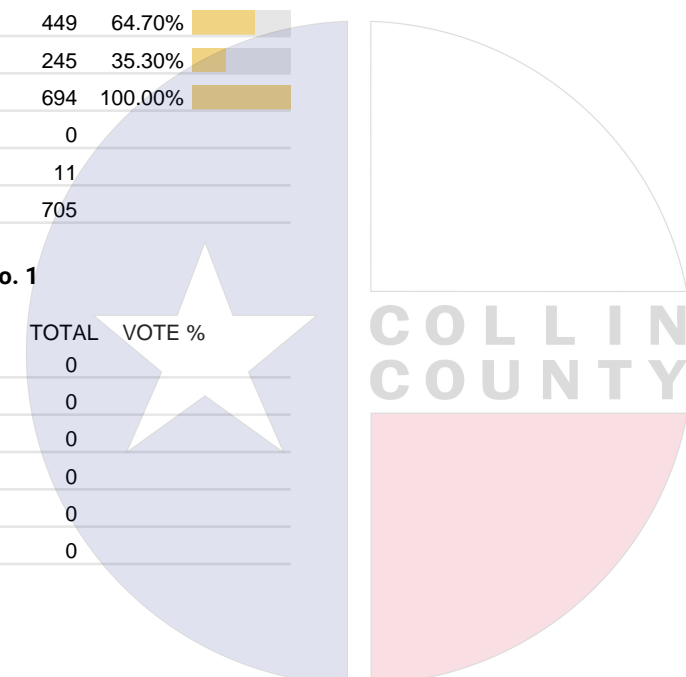
Vote For 1

	TOTAL	VOTE %	
For	449	64.70%	
Against	245	35.30%	
Total Votes Cast	694	100.00%	
Overvotes	0		
Undervotes	11		
Contest Totals	705		

**Proposition – Collin County ESD, No. 1**

Vote For 1

	TOTAL	VOTE %	
For	0		
Against	0		
Total Votes Cast	0		
Overvotes	0		
Undervotes	0		
Contest Totals	0		



Collin County Seal  
 Watermark Seal for Collin County.  
 Collin County Government

## PCT 061

### Proposition 1 – State of Texas

Vote For 1

	TOTAL	VOTE %	
For	328	74.55%	
Against	112	25.45%	
Total Votes Cast	440	100.00%	
Overvotes	0		
Undervotes	1		
Contest Totals	441		

### Proposition 2 – State of Texas

Vote For 1

	TOTAL	VOTE %	
For	305	69.48%	
Against	134	30.52%	
Total Votes Cast	439	100.00%	
Overvotes	0		
Undervotes	2		
Contest Totals	441		

### Proposition 3 – State of Texas

Vote For 1

	TOTAL	VOTE %	
For	281	64.16%	
Against	157	35.84%	
Total Votes Cast	438	100.00%	
Overvotes	1		
Undervotes	2		
Contest Totals	441		

### Proposition 4 – State of Texas

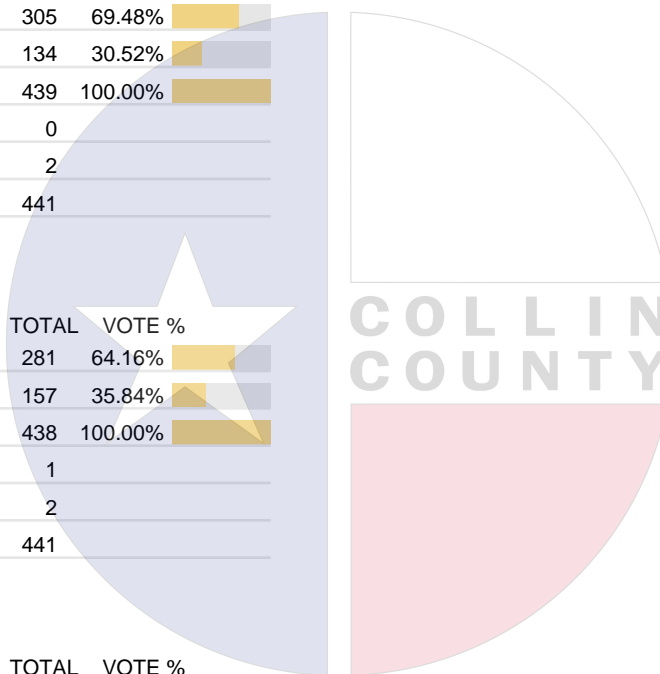
Vote For 1

	TOTAL	VOTE %	
For	347	79.40%	
Against	90	20.60%	
Total Votes Cast	437	100.00%	
Overvotes	0		
Undervotes	4		
Contest Totals	441		

### Proposition 5 – State of Texas

Vote For 1

	TOTAL	VOTE %	
For	306	70.83%	
Against	126	29.17%	
Total Votes Cast	432	100.00%	
Overvotes	0		
Undervotes	9		
Contest Totals	441		



**PCT 061**

**Proposition 6 – State of Texas**

Vote For 1

	TOTAL	VOTE %	
For	260	60.89%	
Against	167	39.11%	
Total Votes Cast	427	100.00%	
Overvotes	0		
Undervotes	14		
Contest Totals	441		

**Proposition 7 – State of Texas**

Vote For 1

	TOTAL	VOTE %	
For	395	89.98%	
Against	44	10.02%	
Total Votes Cast	439	100.00%	
Overvotes	0		
Undervotes	2		
Contest Totals	441		

**Proposition 8 – State of Texas**

Vote For 1

	TOTAL	VOTE %	
For	326	74.43%	
Against	112	25.57%	
Total Votes Cast	438	100.00%	
Overvotes	1		
Undervotes	2		
Contest Totals	441		

**Proposition 9 – State of Texas**

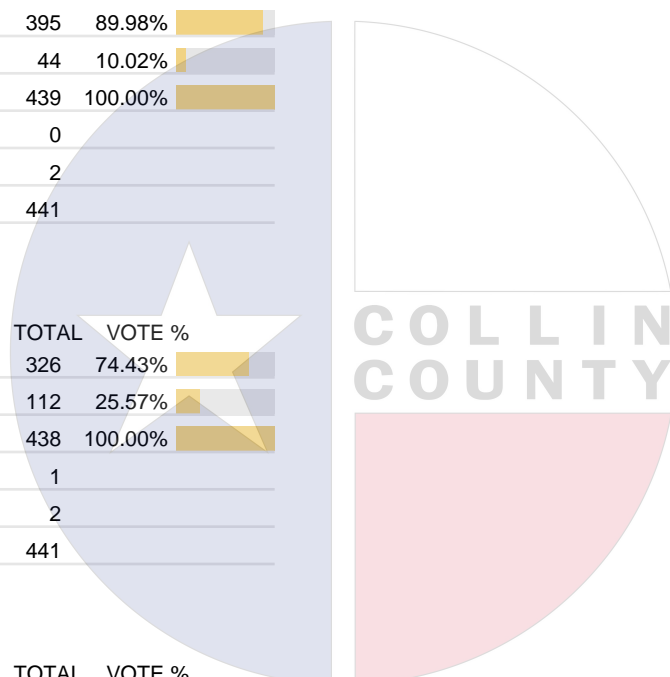
Vote For 1

	TOTAL	VOTE %	
For	305	70.28%	
Against	129	29.72%	
Total Votes Cast	434	100.00%	
Overvotes	0		
Undervotes	7		
Contest Totals	441		

**Proposition 10 – State of Texas**

Vote For 1

	TOTAL	VOTE %	
For	398	90.66%	
Against	41	9.34%	
Total Votes Cast	439	100.00%	
Overvotes	0		
Undervotes	2		
Contest Totals	441		



Collin County Seal  
 Watermark Seal for Collin County.  
 Collin County Government

## PCT 061

### Proposition 11 – State of Texas

Vote For 1

	TOTAL	VOTE %	
For	359	81.59%	
Against	81	18.41%	
Total Votes Cast	440	100.00%	
Overvotes	0		
Undervotes	1		
Contest Totals	441		

### Proposition 12 – State of Texas

Vote For 1

	TOTAL	VOTE %	
For	267	61.38%	
Against	168	38.62%	
Total Votes Cast	435	100.00%	
Overvotes	0		
Undervotes	6		
Contest Totals	441		

### Proposition 13 – State of Texas

Vote For 1

	TOTAL	VOTE %	
For	378	85.91%	
Against	62	14.09%	
Total Votes Cast	440	100.00%	
Overvotes	0		
Undervotes	1		
Contest Totals	441		

### Proposition 14 – State of Texas

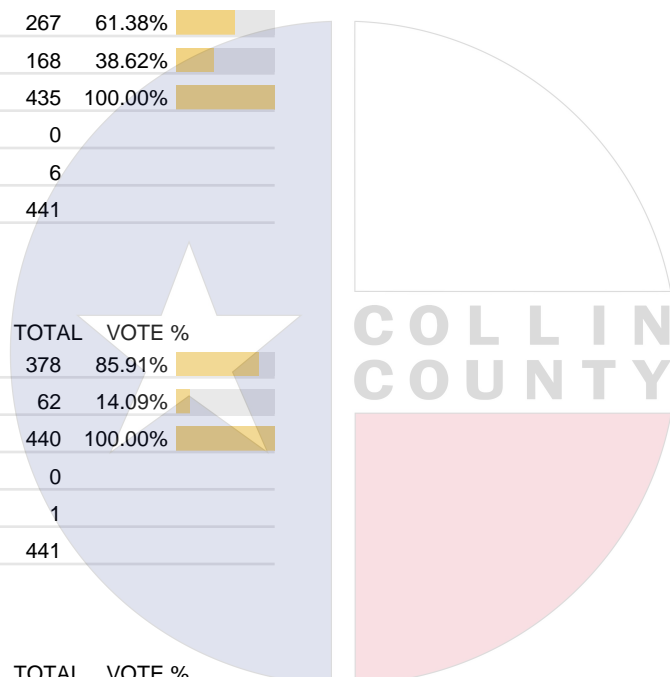
Vote For 1

	TOTAL	VOTE %	
For	318	72.27%	
Against	122	27.73%	
Total Votes Cast	440	100.00%	
Overvotes	0		
Undervotes	1		
Contest Totals	441		

### Proposition 15 – State of Texas

Vote For 1

	TOTAL	VOTE %	
For	300	68.65%	
Against	137	31.35%	
Total Votes Cast	437	100.00%	
Overvotes	0		
Undervotes	4		
Contest Totals	441		



Collin County Seal  
 Watermark Seal for Collin County.  
 Collin County Government

### PCT 061

#### Proposition 16 – State of Texas

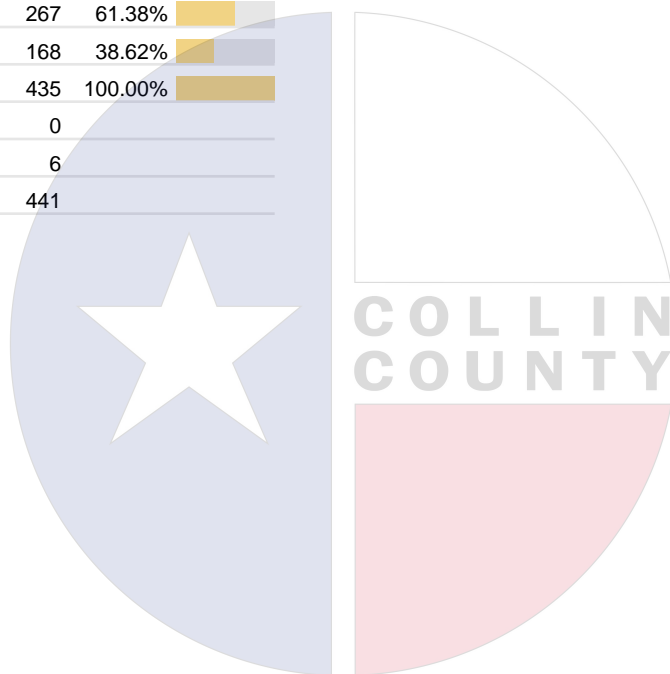
Vote For 1

	TOTAL	VOTE %	
For	321	73.29%	
Against	117	26.71%	
Total Votes Cast	438	100.00%	
Overvotes	0		
Undervotes	3		
Contest Totals	441		

#### Proposition 17 – State of Texas

Vote For 1

	TOTAL	VOTE %	
For	267	61.38%	
Against	168	38.62%	
Total Votes Cast	435	100.00%	
Overvotes	0		
Undervotes	6		
Contest Totals	441		



Collin County Seal  
 Watermark Seal for Collin County.  
 Collin County Government

## PCT 062

### Proposition 1 – State of Texas

Vote For 1

	TOTAL	VOTE %	
For	413	79.73%	
Against	105	20.27%	
Total Votes Cast	518	100.00%	
Overvotes	0		
Undervotes	6		
Contest Totals	524		

### Proposition 2 – State of Texas

Vote For 1

	TOTAL	VOTE %	
For	271	51.92%	
Against	251	48.08%	
Total Votes Cast	522	100.00%	
Overvotes	0		
Undervotes	2		
Contest Totals	524		

### Proposition 3 – State of Texas

Vote For 1

	TOTAL	VOTE %	
For	239	46.05%	
Against	280	53.95%	
Total Votes Cast	519	100.00%	
Overvotes	1		
Undervotes	4		
Contest Totals	524		

### Proposition 4 – State of Texas

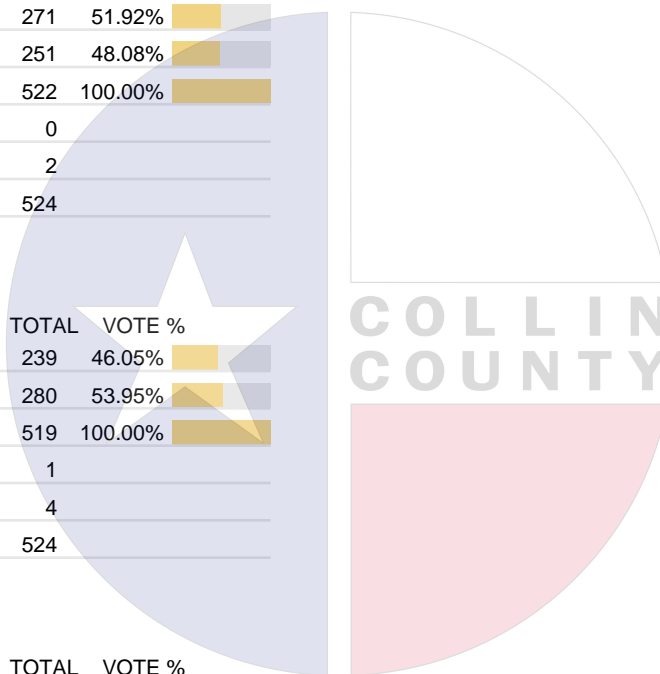
Vote For 1

	TOTAL	VOTE %	
For	400	77.37%	
Against	117	22.63%	
Total Votes Cast	517	100.00%	
Overvotes	1		
Undervotes	6		
Contest Totals	524		

### Proposition 5 – State of Texas

Vote For 1

	TOTAL	VOTE %	
For	329	64.26%	
Against	183	35.74%	
Total Votes Cast	512	100.00%	
Overvotes	0		
Undervotes	12		
Contest Totals	524		



Collin County Seal  
 Watermark Seal for Collin County.  
 Collin County Government

## PCT 062

### Proposition 6 – State of Texas

Vote For 1

	TOTAL	VOTE %	
For	209	40.74%	
Against	304	59.26%	
Total Votes Cast	513	100.00%	
Overvotes	0		
Undervotes	11		
Contest Totals	524		

### Proposition 7 – State of Texas

Vote For 1

	TOTAL	VOTE %	
For	451	86.40%	
Against	71	13.60%	
Total Votes Cast	522	100.00%	
Overvotes	0		
Undervotes	2		
Contest Totals	524		

### Proposition 8 – State of Texas

Vote For 1

	TOTAL	VOTE %	
For	309	59.20%	
Against	213	40.80%	
Total Votes Cast	522	100.00%	
Overvotes	0		
Undervotes	2		
Contest Totals	524		

### Proposition 9 – State of Texas

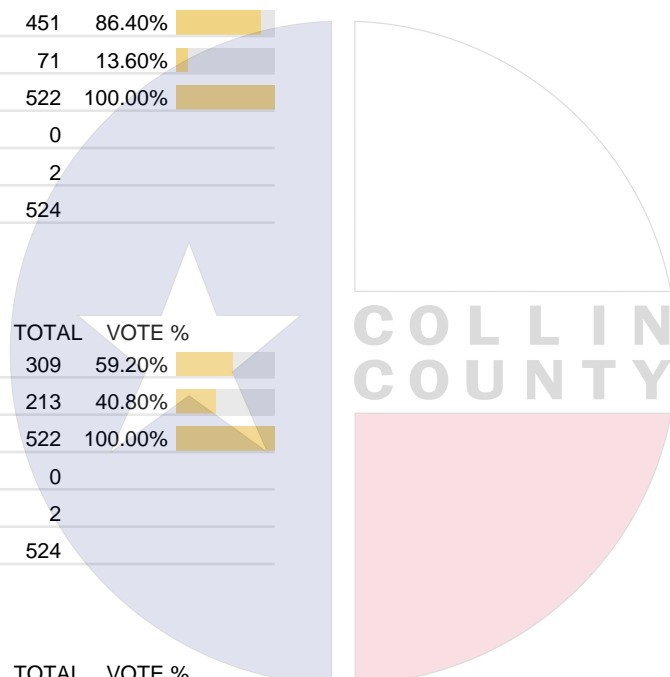
Vote For 1

	TOTAL	VOTE %	
For	324	63.04%	
Against	190	36.96%	
Total Votes Cast	514	100.00%	
Overvotes	0		
Undervotes	10		
Contest Totals	524		

### Proposition 10 – State of Texas

Vote For 1

	TOTAL	VOTE %	
For	459	88.61%	
Against	59	11.39%	
Total Votes Cast	518	100.00%	
Overvotes	0		
Undervotes	6		
Contest Totals	524		



Collin County Seal  
 Watermark Seal for Collin County.  
 Collin County Government

## PCT 062

### Proposition 11 – State of Texas

Vote For 1

	TOTAL	VOTE %	
For	401	76.82%	
Against	121	23.18%	
Total Votes Cast	522	100.00%	
Overvotes	0		
Undervotes	2		
Contest Totals	524		

### Proposition 12 – State of Texas

Vote For 1

	TOTAL	VOTE %	
For	225	43.69%	
Against	290	56.31%	
Total Votes Cast	515	100.00%	
Overvotes	0		
Undervotes	9		
Contest Totals	524		

### Proposition 13 – State of Texas

Vote For 1

	TOTAL	VOTE %	
For	444	84.73%	
Against	80	15.27%	
Total Votes Cast	524	100.00%	
Overvotes	0		
Undervotes	0		
Contest Totals	524		

### Proposition 14 – State of Texas

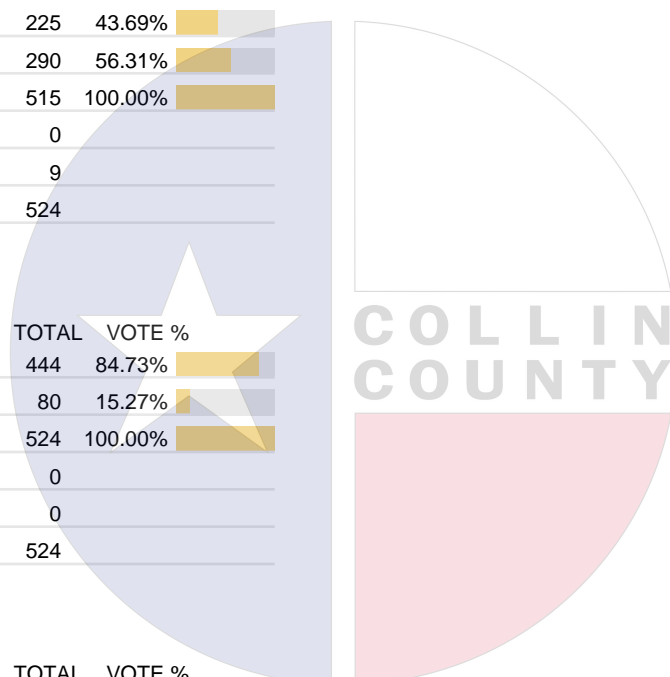
Vote For 1

	TOTAL	VOTE %	
For	385	73.75%	
Against	137	26.25%	
Total Votes Cast	522	100.00%	
Overvotes	0		
Undervotes	2		
Contest Totals	524		

### Proposition 15 – State of Texas

Vote For 1

	TOTAL	VOTE %	
For	266	51.25%	
Against	253	48.75%	
Total Votes Cast	519	100.00%	
Overvotes	1		
Undervotes	4		
Contest Totals	524		



Collin County Seal  
 Watermark Seal for Collin County.  
 Collin County Government

**PCT 062**

**Proposition 16 – State of Texas**

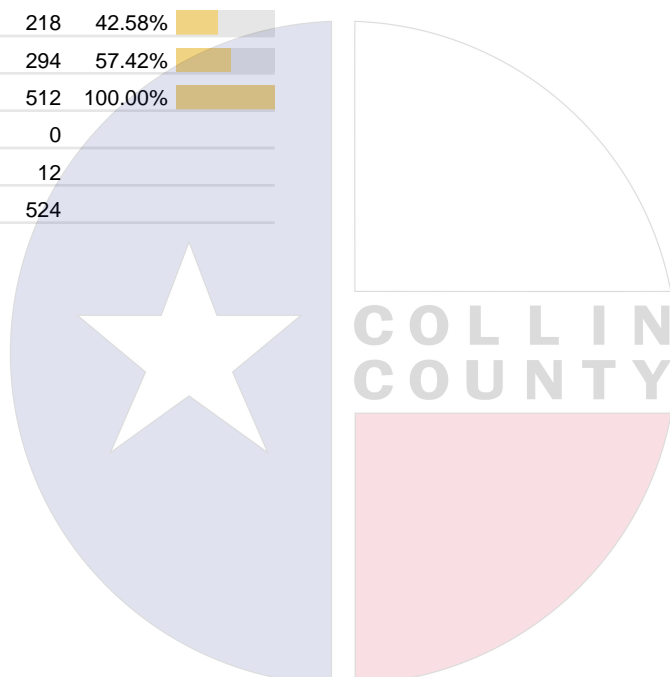
Vote For 1

	TOTAL	VOTE %	
For	288	55.49%	
Against	231	44.51%	
Total Votes Cast	519	100.00%	
Overvotes	0		
Undervotes	5		
Contest Totals	524		

**Proposition 17 – State of Texas**

Vote For 1

	TOTAL	VOTE %	
For	218	42.58%	
Against	294	57.42%	
Total Votes Cast	512	100.00%	
Overvotes	0		
Undervotes	12		
Contest Totals	524		



Collin County Seal  
 Watermark Seal for Collin County.  
 Collin County Government

## PCT 063

### Proposition 1 – State of Texas

Vote For 1

	TOTAL	VOTE %	
For	366	75.15%	
Against	121	24.85%	
Total Votes Cast	487	100.00%	
Overvotes	0		
Undervotes	6		
Contest Totals	493		

### Proposition 2 – State of Texas

Vote For 1

	TOTAL	VOTE %	
For	316	64.36%	
Against	175	35.64%	
Total Votes Cast	491	100.00%	
Overvotes	0		
Undervotes	2		
Contest Totals	493		

### Proposition 3 – State of Texas

Vote For 1

	TOTAL	VOTE %	
For	257	52.56%	
Against	232	47.44%	
Total Votes Cast	489	100.00%	
Overvotes	0		
Undervotes	4		
Contest Totals	493		

### Proposition 4 – State of Texas

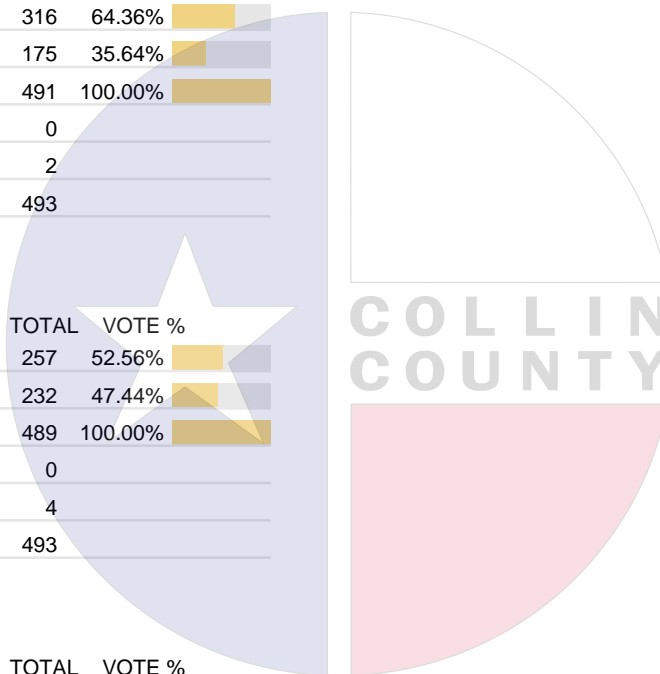
Vote For 1

	TOTAL	VOTE %	
For	379	77.66%	
Against	109	22.34%	
Total Votes Cast	488	100.00%	
Overvotes	0		
Undervotes	5		
Contest Totals	493		

### Proposition 5 – State of Texas

Vote For 1

	TOTAL	VOTE %	
For	352	72.88%	
Against	131	27.12%	
Total Votes Cast	483	100.00%	
Overvotes	0		
Undervotes	10		
Contest Totals	493		



Collin County Seal  
 Watermark Seal for Collin County.  
 Collin County Government

## PCT 063

### Proposition 6 – State of Texas

Vote For 1

	TOTAL	VOTE %	
For	273	56.64%	
Against	209	43.36%	
Total Votes Cast	482	100.00%	
Overvotes	0		
Undervotes	11		
Contest Totals	493		

### Proposition 7 – State of Texas

Vote For 1

	TOTAL	VOTE %	
For	442	90.20%	
Against	48	9.80%	
Total Votes Cast	490	100.00%	
Overvotes	0		
Undervotes	3		
Contest Totals	493		

### Proposition 8 – State of Texas

Vote For 1

	TOTAL	VOTE %	
For	343	69.86%	
Against	148	30.14%	
Total Votes Cast	491	100.00%	
Overvotes	0		
Undervotes	2		
Contest Totals	493		

### Proposition 9 – State of Texas

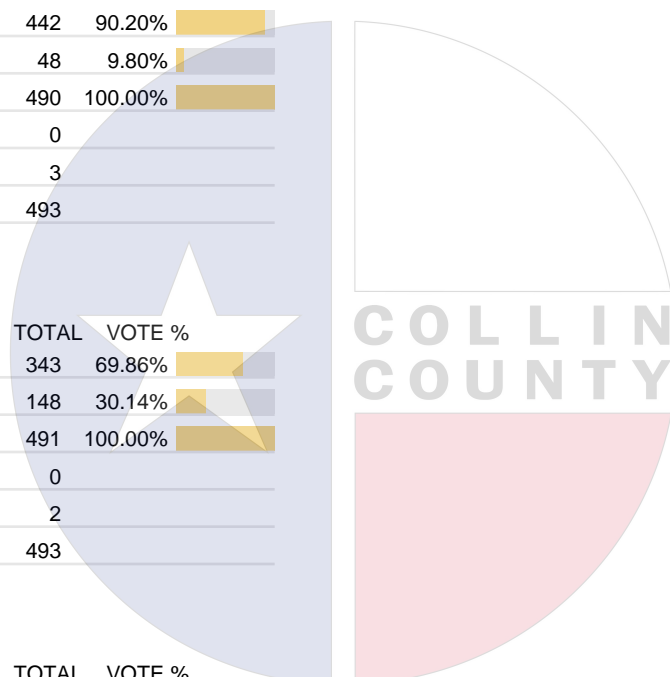
Vote For 1

	TOTAL	VOTE %	
For	347	71.40%	
Against	139	28.60%	
Total Votes Cast	486	100.00%	
Overvotes	0		
Undervotes	7		
Contest Totals	493		

### Proposition 10 – State of Texas

Vote For 1

	TOTAL	VOTE %	
For	448	91.24%	
Against	43	8.76%	
Total Votes Cast	491	100.00%	
Overvotes	0		
Undervotes	2		
Contest Totals	493		



Collin County Seal  
 Watermark Seal for Collin County.  
 Collin County Government

### PCT 063

#### Proposition 11 – State of Texas

Vote For 1

	TOTAL	VOTE %	
For	400	81.47%	
Against	91	18.53%	
Total Votes Cast	491	100.00%	
Overvotes	0		
Undervotes	2		
Contest Totals	493		

#### Proposition 12 – State of Texas

Vote For 1

	TOTAL	VOTE %	
For	247	51.03%	
Against	237	48.97%	
Total Votes Cast	484	100.00%	
Overvotes	0		
Undervotes	9		
Contest Totals	493		

#### Proposition 13 – State of Texas

Vote For 1

	TOTAL	VOTE %	
For	428	86.99%	
Against	64	13.01%	
Total Votes Cast	492	100.00%	
Overvotes	0		
Undervotes	1		
Contest Totals	493		

#### Proposition 14 – State of Texas

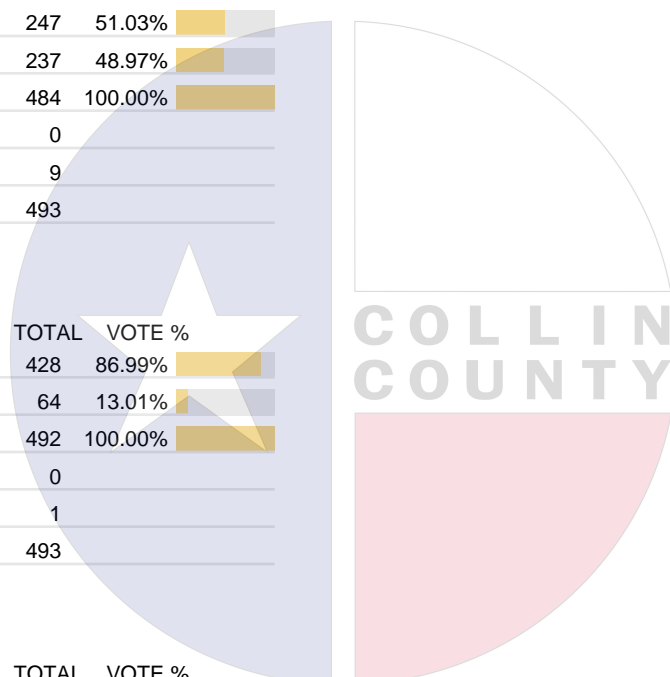
Vote For 1

	TOTAL	VOTE %	
For	356	72.80%	
Against	133	27.20%	
Total Votes Cast	489	100.00%	
Overvotes	0		
Undervotes	4		
Contest Totals	493		

#### Proposition 15 – State of Texas

Vote For 1

	TOTAL	VOTE %	
For	288	58.66%	
Against	203	41.34%	
Total Votes Cast	491	100.00%	
Overvotes	0		
Undervotes	2		
Contest Totals	493		



Collin County Seal  
 Watermark Seal for Collin County.  
 Collin County Government

**PCT 063**

**Proposition 16 – State of Texas**

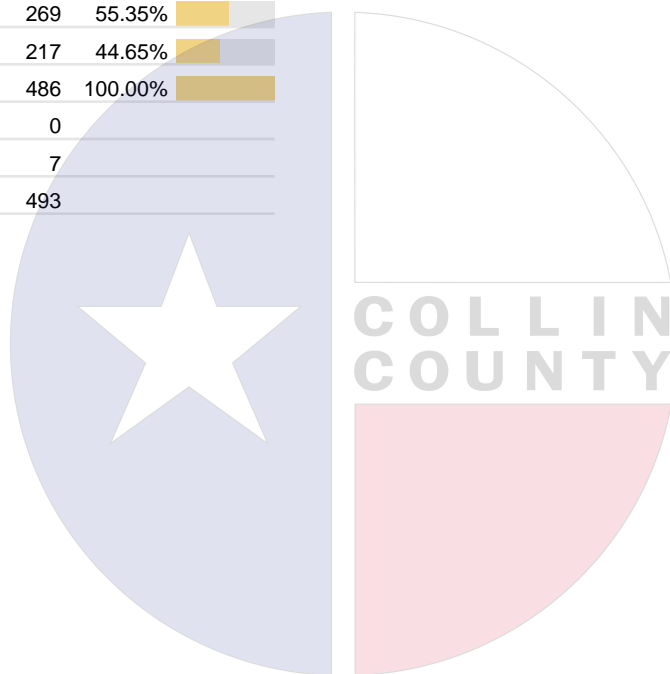
Vote For 1

	TOTAL	VOTE %	
For	316	64.23%	
Against	176	35.77%	
Total Votes Cast	492	100.00%	
Overvotes	0		
Undervotes	1		
Contest Totals	493		

**Proposition 17 – State of Texas**

Vote For 1

	TOTAL	VOTE %	
For	269	55.35%	
Against	217	44.65%	
Total Votes Cast	486	100.00%	
Overvotes	0		
Undervotes	7		
Contest Totals	493		



Collin County Seal  
 Watermark Seal for Collin County.  
 Collin County Government

## PCT 064

### Proposition 1 – State of Texas

Vote For 1

	TOTAL	VOTE %	
For	336	75.34%	
Against	110	24.66%	
Total Votes Cast	446	100.00%	
Overvotes	0		
Undervotes	4		
Contest Totals	450		

### Proposition 2 – State of Texas

Vote For 1

	TOTAL	VOTE %	
For	268	59.96%	
Against	179	40.04%	
Total Votes Cast	447	100.00%	
Overvotes	0		
Undervotes	3		
Contest Totals	450		

### Proposition 3 – State of Texas

Vote For 1

	TOTAL	VOTE %	
For	224	50.56%	
Against	219	49.44%	
Total Votes Cast	443	100.00%	
Overvotes	0		
Undervotes	7		
Contest Totals	450		

### Proposition 4 – State of Texas

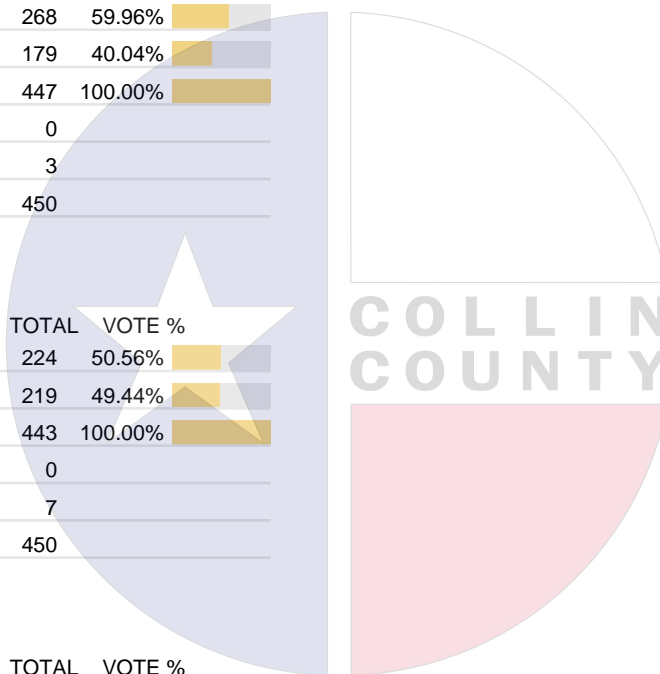
Vote For 1

	TOTAL	VOTE %	
For	353	78.79%	
Against	95	21.21%	
Total Votes Cast	448	100.00%	
Overvotes	0		
Undervotes	2		
Contest Totals	450		

### Proposition 5 – State of Texas

Vote For 1

	TOTAL	VOTE %	
For	291	66.44%	
Against	147	33.56%	
Total Votes Cast	438	100.00%	
Overvotes	0		
Undervotes	12		
Contest Totals	450		



Collin County Seal  
 Watermark Seal for Collin County.  
 Collin County Government

## PCT 064

### Proposition 6 – State of Texas

Vote For 1

	TOTAL	VOTE %	
For	218	49.77%	
Against	220	50.23%	
Total Votes Cast	438	100.00%	
Overvotes	0		
Undervotes	12		
Contest Totals	450		

### Proposition 7 – State of Texas

Vote For 1

	TOTAL	VOTE %	
For	400	89.09%	
Against	49	10.91%	
Total Votes Cast	449	100.00%	
Overvotes	0		
Undervotes	1		
Contest Totals	450		

### Proposition 8 – State of Texas

Vote For 1

	TOTAL	VOTE %	
For	292	65.32%	
Against	155	34.68%	
Total Votes Cast	447	100.00%	
Overvotes	0		
Undervotes	3		
Contest Totals	450		

### Proposition 9 – State of Texas

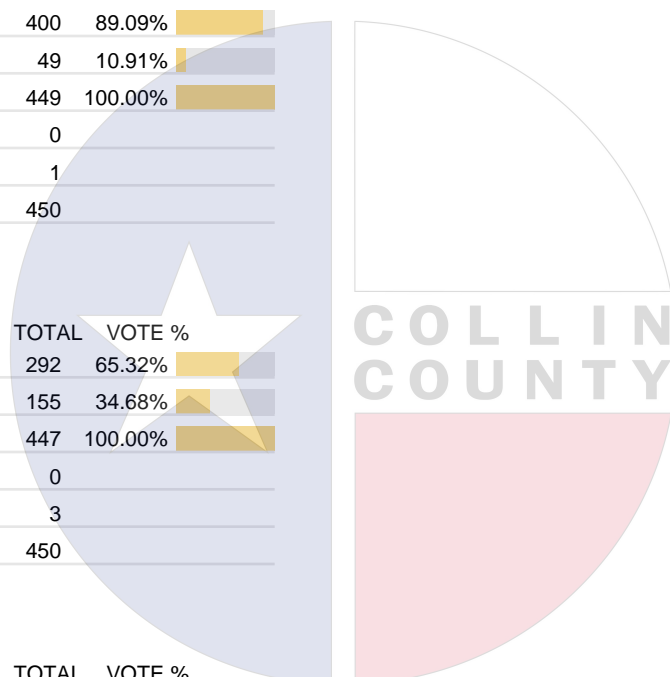
Vote For 1

	TOTAL	VOTE %	
For	297	67.19%	
Against	145	32.81%	
Total Votes Cast	442	100.00%	
Overvotes	0		
Undervotes	8		
Contest Totals	450		

### Proposition 10 – State of Texas

Vote For 1

	TOTAL	VOTE %	
For	394	88.54%	
Against	51	11.46%	
Total Votes Cast	445	100.00%	
Overvotes	1		
Undervotes	4		
Contest Totals	450		



Collin County Seal  
 Watermark Seal for Collin County.  
 Collin County Government

## PCT 064

### Proposition 11 – State of Texas

Vote For 1

	TOTAL	VOTE %	
For	348	77.85%	
Against	99	22.15%	
Total Votes Cast	447	100.00%	
Overvotes	0		
Undervotes	3		
Contest Totals	450		

### Proposition 12 – State of Texas

Vote For 1

	TOTAL	VOTE %	
For	206	47.25%	
Against	230	52.75%	
Total Votes Cast	436	100.00%	
Overvotes	0		
Undervotes	14		
Contest Totals	450		

### Proposition 13 – State of Texas

Vote For 1

	TOTAL	VOTE %	
For	365	81.66%	
Against	82	18.34%	
Total Votes Cast	447	100.00%	
Overvotes	1		
Undervotes	2		
Contest Totals	450		

### Proposition 14 – State of Texas

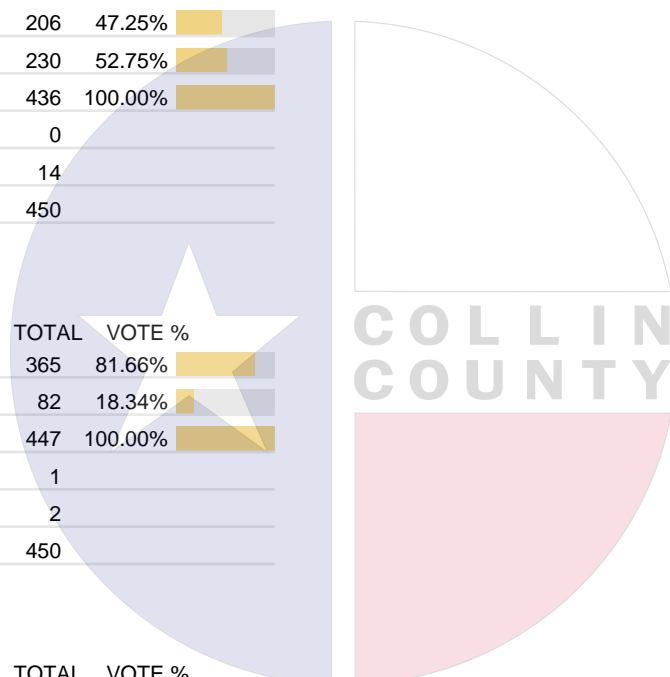
Vote For 1

	TOTAL	VOTE %	
For	329	73.77%	
Against	117	26.23%	
Total Votes Cast	446	100.00%	
Overvotes	0		
Undervotes	4		
Contest Totals	450		

### Proposition 15 – State of Texas

Vote For 1

	TOTAL	VOTE %	
For	254	57.60%	
Against	187	42.40%	
Total Votes Cast	441	100.00%	
Overvotes	0		
Undervotes	9		
Contest Totals	450		



Collin County Seal  
 Watermark Seal for Collin County.  
 Collin County Government

**PCT 064**

**Proposition 16 – State of Texas**

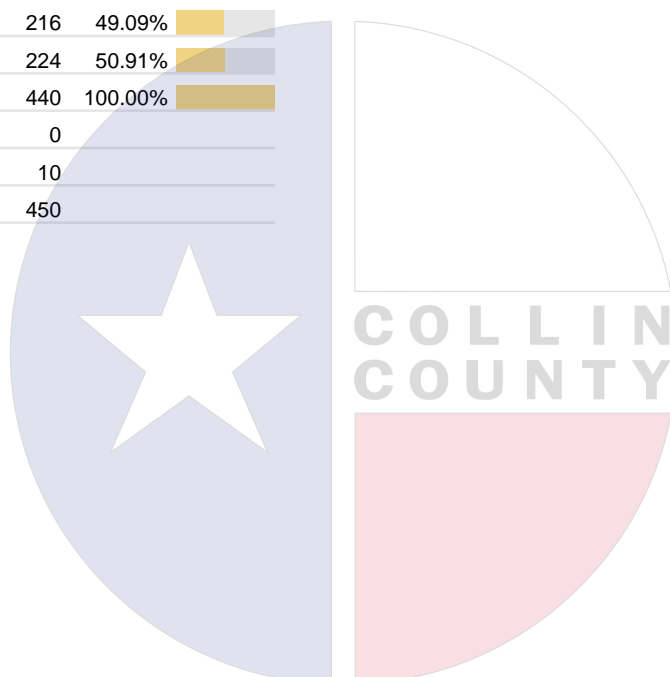
Vote For 1

	TOTAL	VOTE %	
For	256	57.79%	
Against	187	42.21%	
Total Votes Cast	443	100.00%	
Overvotes	0		
Undervotes	7		
Contest Totals	450		

**Proposition 17 – State of Texas**

Vote For 1

	TOTAL	VOTE %	
For	216	49.09%	
Against	224	50.91%	
Total Votes Cast	440	100.00%	
Overvotes	0		
Undervotes	10		
Contest Totals	450		



Collin County Seal  
 Watermark Seal for Collin County.  
 Collin County Government

## PCT 065

### Proposition 1 – State of Texas

Vote For 1

	TOTAL	VOTE %	
For	154	71.96%	
Against	60	28.04%	
Total Votes Cast	214	100.00%	
Overvotes	0		
Undervotes	1		
Contest Totals	215		

### Proposition 2 – State of Texas

Vote For 1

	TOTAL	VOTE %	
For	119	55.35%	
Against	96	44.65%	
Total Votes Cast	215	100.00%	
Overvotes	0		
Undervotes	0		
Contest Totals	215		

### Proposition 3 – State of Texas

Vote For 1

	TOTAL	VOTE %	
For	99	46.26%	
Against	115	53.74%	
Total Votes Cast	214	100.00%	
Overvotes	0		
Undervotes	1		
Contest Totals	215		

### Proposition 4 – State of Texas

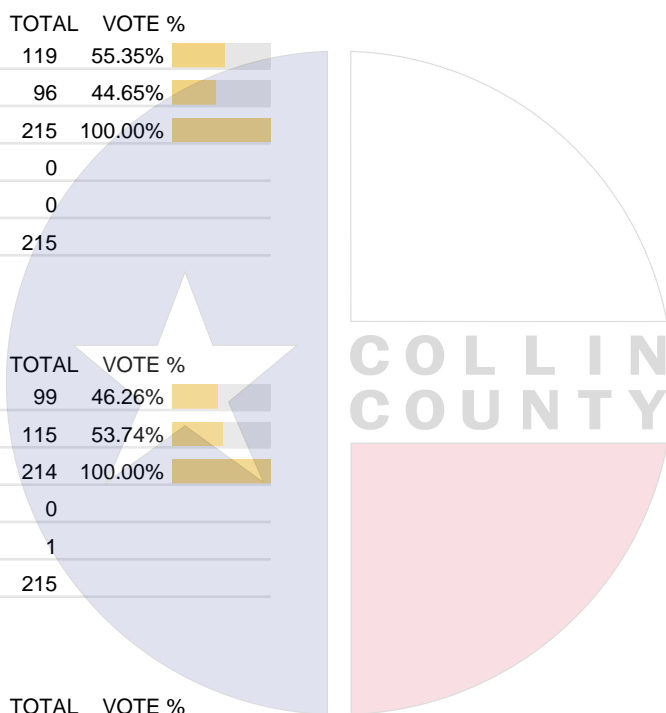
Vote For 1

	TOTAL	VOTE %	
For	159	73.95%	
Against	56	26.05%	
Total Votes Cast	215	100.00%	
Overvotes	0		
Undervotes	0		
Contest Totals	215		

### Proposition 5 – State of Texas

Vote For 1

	TOTAL	VOTE %	
For	141	67.14%	
Against	69	32.86%	
Total Votes Cast	210	100.00%	
Overvotes	0		
Undervotes	5		
Contest Totals	215		



Collin County Seal  
 Watermark Seal for Collin County.  
 Collin County Government

## PCT 065

### Proposition 6 – State of Texas

Vote For 1

	TOTAL	VOTE %	
For	106	49.53%	
Against	108	50.47%	
Total Votes Cast	214	100.00%	
Overvotes	0		
Undervotes	1		
Contest Totals	215		

### Proposition 7 – State of Texas

Vote For 1

	TOTAL	VOTE %	
For	176	82.24%	
Against	38	17.76%	
Total Votes Cast	214	100.00%	
Overvotes	0		
Undervotes	1		
Contest Totals	215		

### Proposition 8 – State of Texas

Vote For 1

	TOTAL	VOTE %	
For	124	58.22%	
Against	89	41.78%	
Total Votes Cast	213	100.00%	
Overvotes	1		
Undervotes	1		
Contest Totals	215		

### Proposition 9 – State of Texas

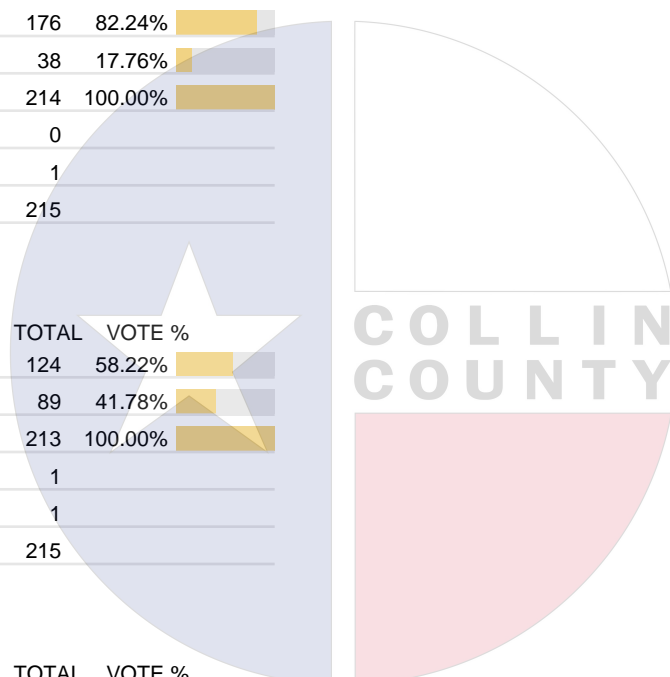
Vote For 1

	TOTAL	VOTE %	
For	121	57.62%	
Against	89	42.38%	
Total Votes Cast	210	100.00%	
Overvotes	0		
Undervotes	5		
Contest Totals	215		

### Proposition 10 – State of Texas

Vote For 1

	TOTAL	VOTE %	
For	184	86.79%	
Against	28	13.21%	
Total Votes Cast	212	100.00%	
Overvotes	0		
Undervotes	3		
Contest Totals	215		



Collin County Seal  
 Watermark Seal for Collin County.  
 Collin County Government

## PCT 065

### Proposition 11 – State of Texas

Vote For 1

	TOTAL	VOTE %	
For	160	74.77%	
Against	54	25.23%	
Total Votes Cast	214	100.00%	
Overvotes	0		
Undervotes	1		
Contest Totals	215		

### Proposition 12 – State of Texas

Vote For 1

	TOTAL	VOTE %	
For	116	54.21%	
Against	98	45.79%	
Total Votes Cast	214	100.00%	
Overvotes	0		
Undervotes	1		
Contest Totals	215		

### Proposition 13 – State of Texas

Vote For 1

	TOTAL	VOTE %	
For	173	81.60%	
Against	39	18.40%	
Total Votes Cast	212	100.00%	
Overvotes	1		
Undervotes	2		
Contest Totals	215		

### Proposition 14 – State of Texas

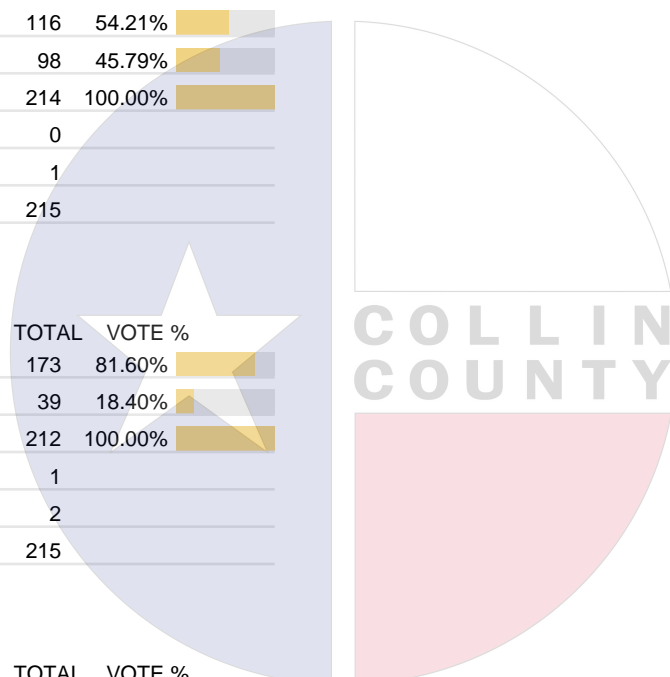
Vote For 1

	TOTAL	VOTE %	
For	147	69.01%	
Against	66	30.99%	
Total Votes Cast	213	100.00%	
Overvotes	0		
Undervotes	2		
Contest Totals	215		

### Proposition 15 – State of Texas

Vote For 1

	TOTAL	VOTE %	
For	122	57.28%	
Against	91	42.72%	
Total Votes Cast	213	100.00%	
Overvotes	0		
Undervotes	2		
Contest Totals	215		



Collin County Seal  
 Watermark Seal for Collin County.  
 Collin County Government

## PCT 065

### Proposition 16 – State of Texas

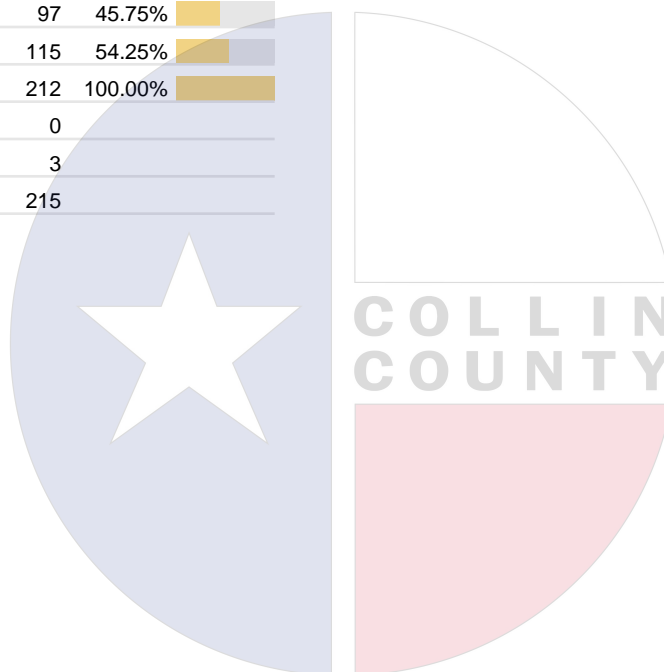
Vote For 1

	TOTAL	VOTE %	
For	129	60.28%	
Against	85	39.72%	
Total Votes Cast	214	100.00%	
Overvotes	0		
Undervotes	1		
Contest Totals	215		

### Proposition 17 – State of Texas

Vote For 1

	TOTAL	VOTE %	
For	97	45.75%	
Against	115	54.25%	
Total Votes Cast	212	100.00%	
Overvotes	0		
Undervotes	3		
Contest Totals	215		



Collin County Seal  
 Watermark Seal for Collin County.  
 Collin County Government

## PCT 066

### Proposition 1 – State of Texas

Vote For 1

	TOTAL	VOTE %	
For	248	70.26%	
Against	105	29.74%	
Total Votes Cast	353	100.00%	
Overvotes	0		
Undervotes	5		
Contest Totals	358		

### Proposition 2 – State of Texas

Vote For 1

	TOTAL	VOTE %	
For	202	56.74%	
Against	154	43.26%	
Total Votes Cast	356	100.00%	
Overvotes	0		
Undervotes	2		
Contest Totals	358		

### Proposition 3 – State of Texas

Vote For 1

	TOTAL	VOTE %	
For	183	52.29%	
Against	167	47.71%	
Total Votes Cast	350	100.00%	
Overvotes	1		
Undervotes	7		
Contest Totals	358		

### Proposition 4 – State of Texas

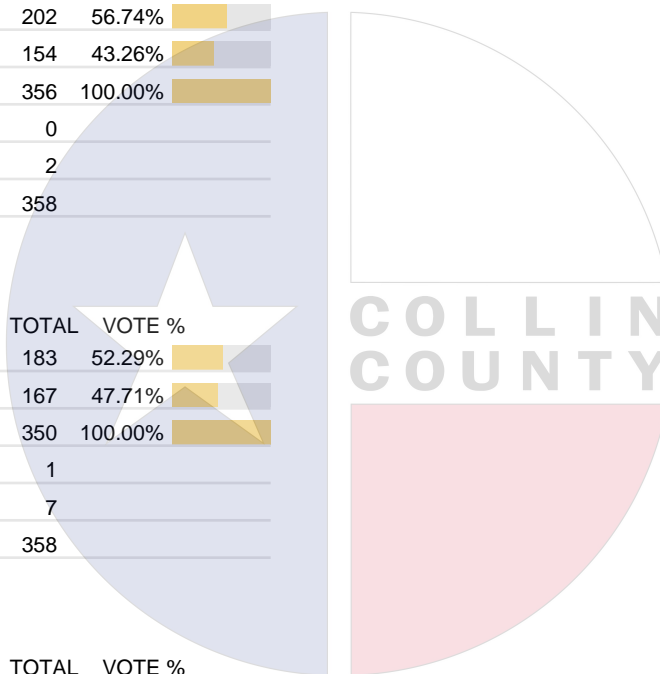
Vote For 1

	TOTAL	VOTE %	
For	258	73.09%	
Against	95	26.91%	
Total Votes Cast	353	100.00%	
Overvotes	0		
Undervotes	5		
Contest Totals	358		

### Proposition 5 – State of Texas

Vote For 1

	TOTAL	VOTE %	
For	238	67.61%	
Against	114	32.39%	
Total Votes Cast	352	100.00%	
Overvotes	0		
Undervotes	6		
Contest Totals	358		



Collin County Seal  
 Watermark Seal for Collin County.  
 Collin County Government

## PCT 066

### Proposition 6 – State of Texas

Vote For 1

	TOTAL	VOTE %	
For	182	52.15%	
Against	167	47.85%	
Total Votes Cast	349	100.00%	
Overvotes	0		
Undervotes	9		
Contest Totals	358		

### Proposition 7 – State of Texas

Vote For 1

	TOTAL	VOTE %	
For	304	85.63%	
Against	51	14.37%	
Total Votes Cast	355	100.00%	
Overvotes	0		
Undervotes	3		
Contest Totals	358		

### Proposition 8 – State of Texas

Vote For 1

	TOTAL	VOTE %	
For	221	62.08%	
Against	135	37.92%	
Total Votes Cast	356	100.00%	
Overvotes	0		
Undervotes	2		
Contest Totals	358		

### Proposition 9 – State of Texas

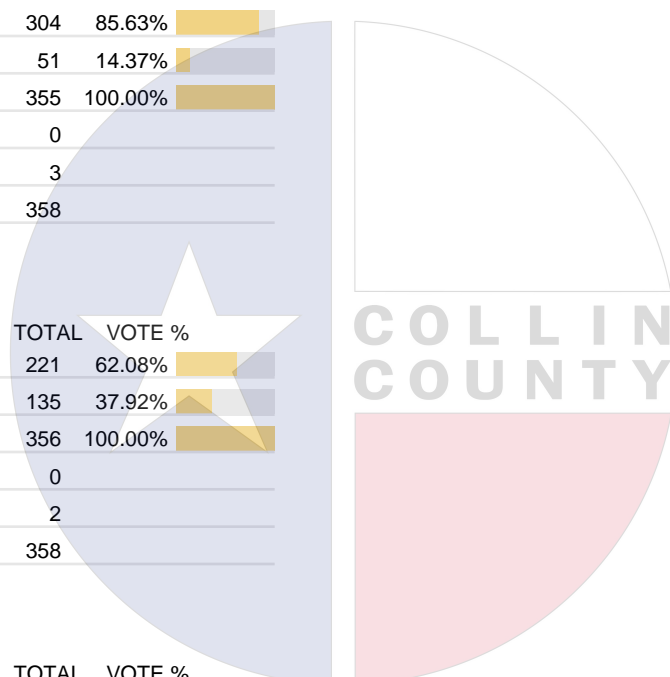
Vote For 1

	TOTAL	VOTE %	
For	210	60.52%	
Against	137	39.48%	
Total Votes Cast	347	100.00%	
Overvotes	0		
Undervotes	11		
Contest Totals	358		

### Proposition 10 – State of Texas

Vote For 1

	TOTAL	VOTE %	
For	303	85.59%	
Against	51	14.41%	
Total Votes Cast	354	100.00%	
Overvotes	2		
Undervotes	2		
Contest Totals	358		



Collin County Seal  
 Watermark Seal for Collin County.  
 Collin County Government

## PCT 066

### Proposition 11 – State of Texas

Vote For 1

	TOTAL	VOTE %	
For	278	78.53%	
Against	76	21.47%	
Total Votes Cast	354	100.00%	
Overvotes	1		
Undervotes	3		
Contest Totals	358		

### Proposition 12 – State of Texas

Vote For 1

	TOTAL	VOTE %	
For	166	47.29%	
Against	185	52.71%	
Total Votes Cast	351	100.00%	
Overvotes	0		
Undervotes	7		
Contest Totals	358		

### Proposition 13 – State of Texas

Vote For 1

	TOTAL	VOTE %	
For	285	80.06%	
Against	71	19.94%	
Total Votes Cast	356	100.00%	
Overvotes	0		
Undervotes	2		
Contest Totals	358		

### Proposition 14 – State of Texas

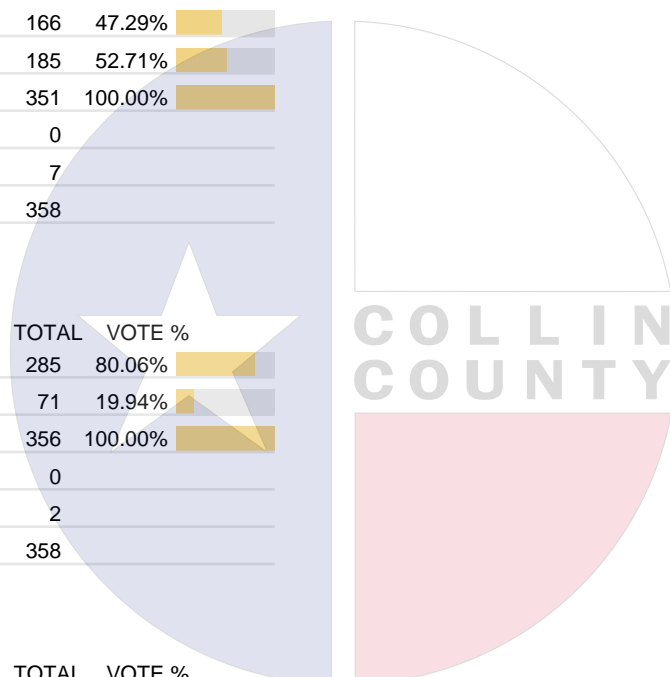
Vote For 1

	TOTAL	VOTE %	
For	240	68.18%	
Against	112	31.82%	
Total Votes Cast	352	100.00%	
Overvotes	0		
Undervotes	6		
Contest Totals	358		

### Proposition 15 – State of Texas

Vote For 1

	TOTAL	VOTE %	
For	186	52.54%	
Against	168	47.46%	
Total Votes Cast	354	100.00%	
Overvotes	0		
Undervotes	4		
Contest Totals	358		



Collin County Seal  
 Watermark Seal for Collin County.  
 Collin County Government

**PCT 066**

**Proposition 16 – State of Texas**

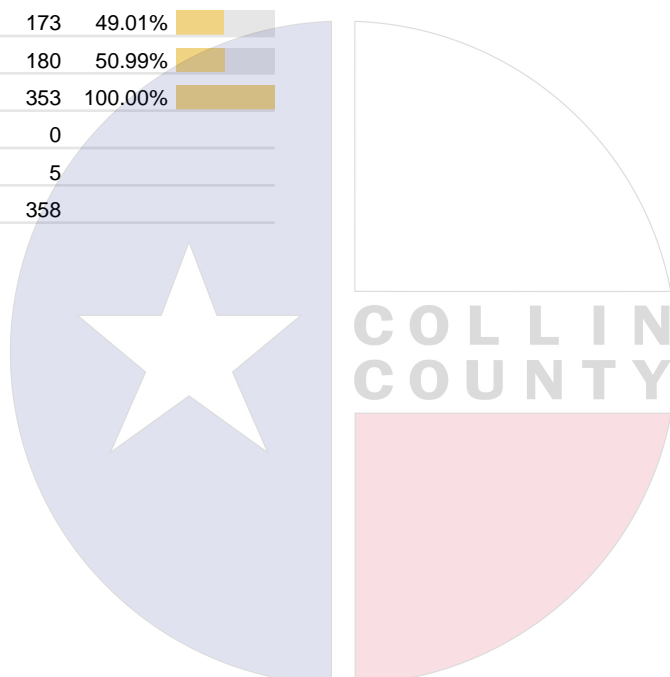
Vote For 1

	TOTAL	VOTE %	
For	199	56.06%	
Against	156	43.94%	
Total Votes Cast	355	100.00%	
Overvotes	0		
Undervotes	3		
Contest Totals	358		

**Proposition 17 – State of Texas**

Vote For 1

	TOTAL	VOTE %	
For	173	49.01%	
Against	180	50.99%	
Total Votes Cast	353	100.00%	
Overvotes	0		
Undervotes	5		
Contest Totals	358		



Collin County Seal  
 Watermark Seal for Collin County.  
 Collin County Government

## PCT 067

### Proposition 1 – State of Texas

Vote For 1

	TOTAL	VOTE %	
For	362	78.19%	
Against	101	21.81%	
Total Votes Cast	463	100.00%	
Overvotes	1		
Undervotes	5		
Contest Totals	469		

### Proposition 2 – State of Texas

Vote For 1

	TOTAL	VOTE %	
For	261	56.49%	
Against	201	43.51%	
Total Votes Cast	462	100.00%	
Overvotes	0		
Undervotes	7		
Contest Totals	469		

### Proposition 3 – State of Texas

Vote For 1

	TOTAL	VOTE %	
For	212	45.79%	
Against	251	54.21%	
Total Votes Cast	463	100.00%	
Overvotes	1		
Undervotes	5		
Contest Totals	469		

### Proposition 4 – State of Texas

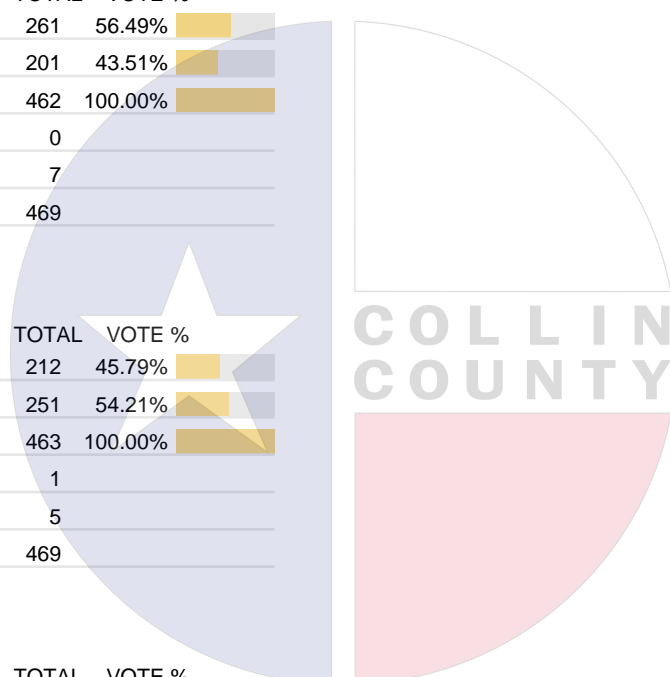
Vote For 1

	TOTAL	VOTE %	
For	362	77.68%	
Against	104	22.32%	
Total Votes Cast	466	100.00%	
Overvotes	0		
Undervotes	3		
Contest Totals	469		

### Proposition 5 – State of Texas

Vote For 1

	TOTAL	VOTE %	
For	294	64.33%	
Against	163	35.67%	
Total Votes Cast	457	100.00%	
Overvotes	0		
Undervotes	12		
Contest Totals	469		



Collin County Seal  
 Watermark Seal for Collin County.  
 Collin County Government

### PCT 067

#### Proposition 6 – State of Texas

Vote For 1

	TOTAL	VOTE %	
For	207	45.10%	
Against	252	54.90%	
Total Votes Cast	459	100.00%	
Overvotes	0		
Undervotes	10		
Contest Totals	469		

#### Proposition 7 – State of Texas

Vote For 1

	TOTAL	VOTE %	
For	408	87.93%	
Against	56	12.07%	
Total Votes Cast	464	100.00%	
Overvotes	0		
Undervotes	5		
Contest Totals	469		

#### Proposition 8 – State of Texas

Vote For 1

	TOTAL	VOTE %	
For	285	61.42%	
Against	179	38.58%	
Total Votes Cast	464	100.00%	
Overvotes	0		
Undervotes	5		
Contest Totals	469		

#### Proposition 9 – State of Texas

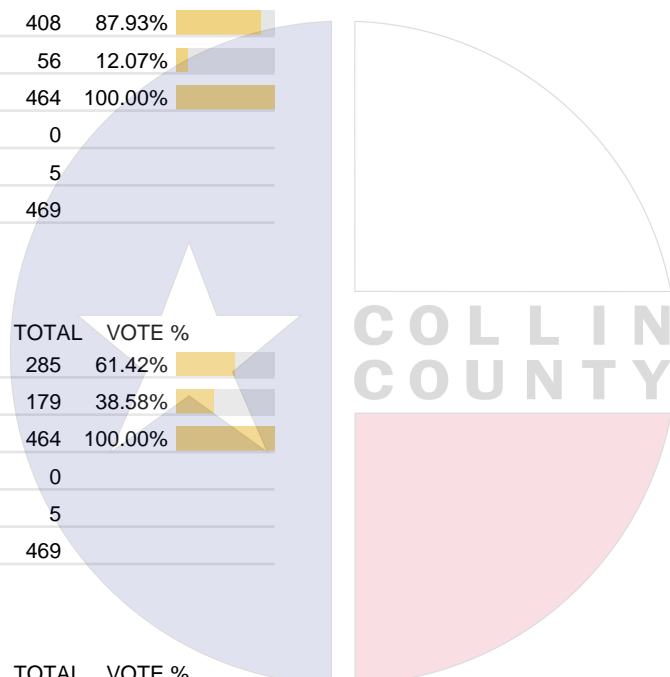
Vote For 1

	TOTAL	VOTE %	
For	293	63.42%	
Against	169	36.58%	
Total Votes Cast	462	100.00%	
Overvotes	0		
Undervotes	7		
Contest Totals	469		

#### Proposition 10 – State of Texas

Vote For 1

	TOTAL	VOTE %	
For	409	87.96%	
Against	56	12.04%	
Total Votes Cast	465	100.00%	
Overvotes	0		
Undervotes	4		
Contest Totals	469		



Collin County Seal  
 Watermark Seal for Collin County.  
 Collin County Government

### PCT 067

#### Proposition 11 – State of Texas

Vote For 1

	TOTAL	VOTE %	
For	338	73.00%	
Against	125	27.00%	
Total Votes Cast	463	100.00%	
Overvotes	1		
Undervotes	5		
Contest Totals	469		

#### Proposition 12 – State of Texas

Vote For 1

	TOTAL	VOTE %	
For	201	43.32%	
Against	263	56.68%	
Total Votes Cast	464	100.00%	
Overvotes	0		
Undervotes	5		
Contest Totals	469		

#### Proposition 13 – State of Texas

Vote For 1

	TOTAL	VOTE %	
For	345	75.16%	
Against	114	24.84%	
Total Votes Cast	459	100.00%	
Overvotes	1		
Undervotes	9		
Contest Totals	469		

#### Proposition 14 – State of Texas

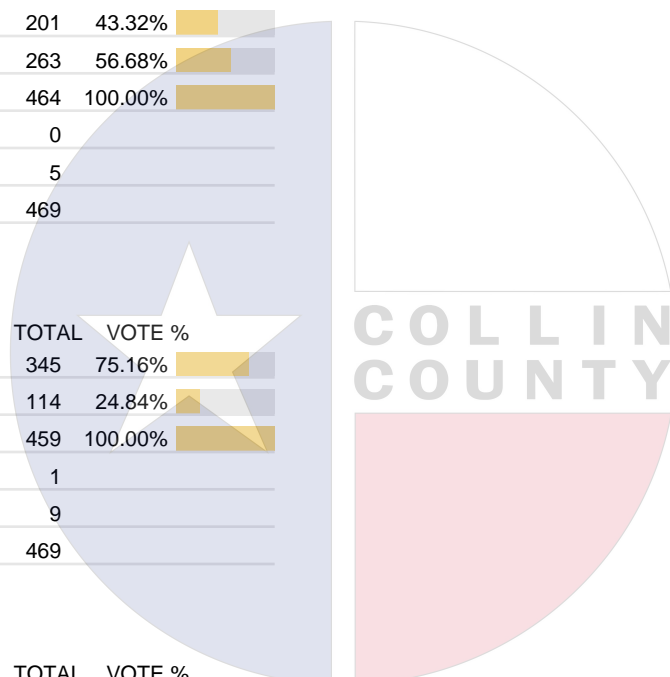
Vote For 1

	TOTAL	VOTE %	
For	354	76.46%	
Against	109	23.54%	
Total Votes Cast	463	100.00%	
Overvotes	1		
Undervotes	5		
Contest Totals	469		

#### Proposition 15 – State of Texas

Vote For 1

	TOTAL	VOTE %	
For	253	54.29%	
Against	213	45.71%	
Total Votes Cast	466	100.00%	
Overvotes	0		
Undervotes	3		
Contest Totals	469		



**PCT 067**

**Proposition 16 – State of Texas**

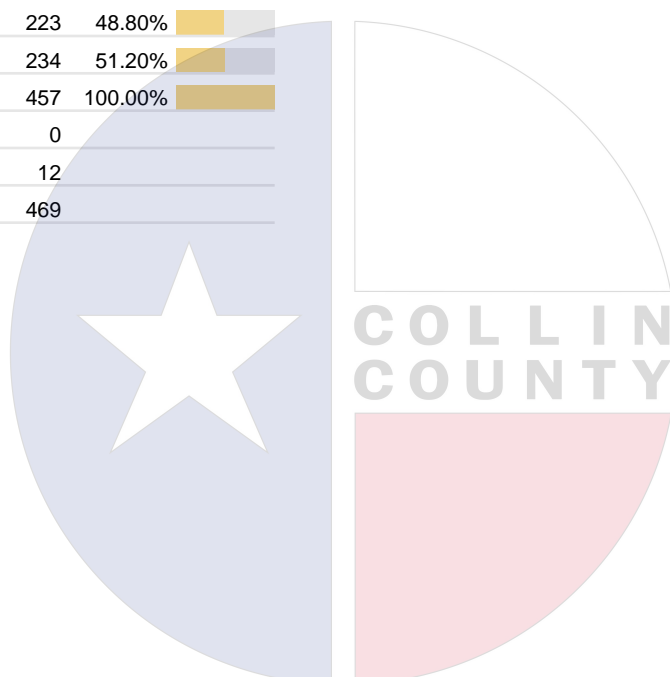
Vote For 1

	TOTAL	VOTE %	
For	271	58.28%	
Against	194	41.72%	
Total Votes Cast	465	100.00%	
Overvotes	0		
Undervotes	4		
Contest Totals	469		

**Proposition 17 – State of Texas**

Vote For 1

	TOTAL	VOTE %	
For	223	48.80%	
Against	234	51.20%	
Total Votes Cast	457	100.00%	
Overvotes	0		
Undervotes	12		
Contest Totals	469		



Collin County Seal  
 Watermark Seal for Collin County.  
 Collin County Government

## PCT 068

### Proposition 1 – State of Texas

Vote For 1

	TOTAL	VOTE %	
For	248	74.25%	
Against	86	25.75%	
Total Votes Cast	334	100.00%	
Overvotes	0		
Undervotes	1		
Contest Totals	335		

### Proposition 2 – State of Texas

Vote For 1

	TOTAL	VOTE %	
For	195	58.56%	
Against	138	41.44%	
Total Votes Cast	333	100.00%	
Overvotes	0		
Undervotes	2		
Contest Totals	335		

### Proposition 3 – State of Texas

Vote For 1

	TOTAL	VOTE %	
For	170	51.20%	
Against	162	48.80%	
Total Votes Cast	332	100.00%	
Overvotes	0		
Undervotes	3		
Contest Totals	335		

### Proposition 4 – State of Texas

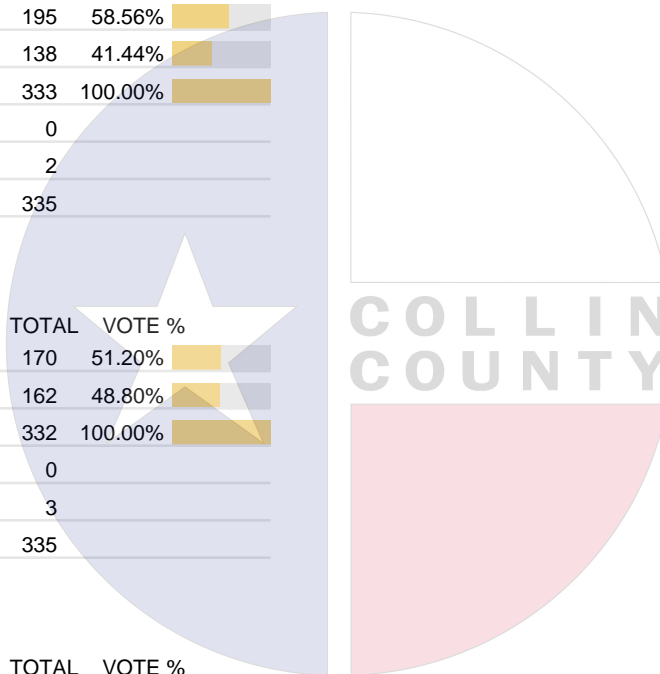
Vote For 1

	TOTAL	VOTE %	
For	258	77.71%	
Against	74	22.29%	
Total Votes Cast	332	100.00%	
Overvotes	0		
Undervotes	3		
Contest Totals	335		

### Proposition 5 – State of Texas

Vote For 1

	TOTAL	VOTE %	
For	222	67.27%	
Against	108	32.73%	
Total Votes Cast	330	100.00%	
Overvotes	0		
Undervotes	5		
Contest Totals	335		



Collin County Seal  
 Watermark Seal for Collin County.  
 Collin County Government

### PCT 068

#### Proposition 6 – State of Texas

Vote For 1

	TOTAL	VOTE %	
For	167	50.76%	
Against	162	49.24%	
Total Votes Cast	329	100.00%	
Overvotes	0		
Undervotes	6		
Contest Totals	335		

#### Proposition 7 – State of Texas

Vote For 1

	TOTAL	VOTE %	
For	281	84.13%	
Against	53	15.87%	
Total Votes Cast	334	100.00%	
Overvotes	0		
Undervotes	1		
Contest Totals	335		

#### Proposition 8 – State of Texas

Vote For 1

	TOTAL	VOTE %	
For	210	62.69%	
Against	125	37.31%	
Total Votes Cast	335	100.00%	
Overvotes	0		
Undervotes	0		
Contest Totals	335		

#### Proposition 9 – State of Texas

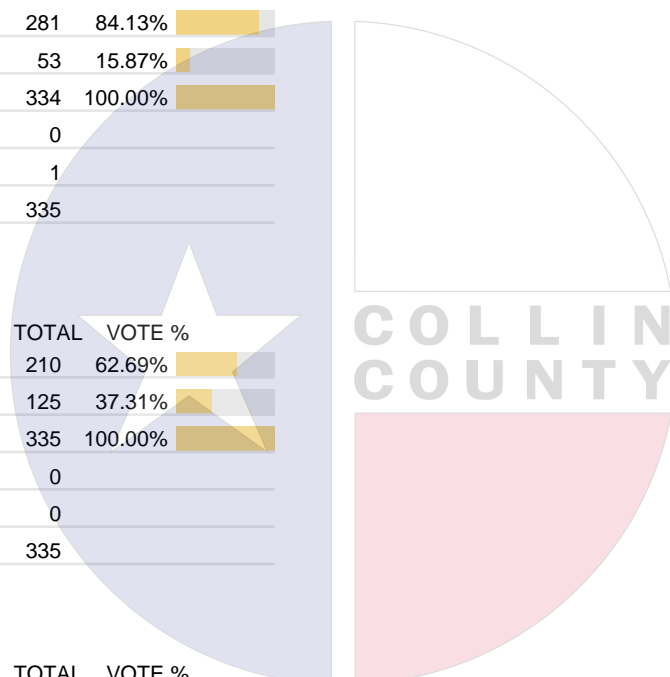
Vote For 1

	TOTAL	VOTE %	
For	202	60.66%	
Against	131	39.34%	
Total Votes Cast	333	100.00%	
Overvotes	0		
Undervotes	2		
Contest Totals	335		

#### Proposition 10 – State of Texas

Vote For 1

	TOTAL	VOTE %	
For	297	89.46%	
Against	35	10.54%	
Total Votes Cast	332	100.00%	
Overvotes	0		
Undervotes	3		
Contest Totals	335		



Collin County Seal  
 Watermark Seal for Collin County.  
 Collin County Government

### PCT 068

#### Proposition 11 – State of Texas

Vote For 1

	TOTAL	VOTE %	
For	251	75.38%	
Against	82	24.62%	
Total Votes Cast	333	100.00%	
Overvotes	1		
Undervotes	1		
Contest Totals	335		

#### Proposition 12 – State of Texas

Vote For 1

	TOTAL	VOTE %	
For	189	57.10%	
Against	142	42.90%	
Total Votes Cast	331	100.00%	
Overvotes	0		
Undervotes	4		
Contest Totals	335		

#### Proposition 13 – State of Texas

Vote For 1

	TOTAL	VOTE %	
For	271	80.90%	
Against	64	19.10%	
Total Votes Cast	335	100.00%	
Overvotes	0		
Undervotes	0		
Contest Totals	335		

#### Proposition 14 – State of Texas

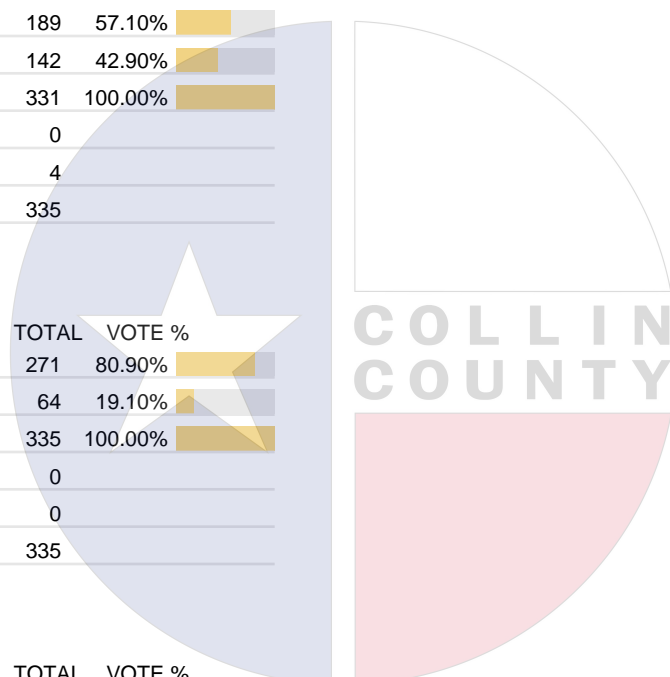
Vote For 1

	TOTAL	VOTE %	
For	233	69.76%	
Against	101	30.24%	
Total Votes Cast	334	100.00%	
Overvotes	0		
Undervotes	1		
Contest Totals	335		

#### Proposition 15 – State of Texas

Vote For 1

	TOTAL	VOTE %	
For	192	58.54%	
Against	136	41.46%	
Total Votes Cast	328	100.00%	
Overvotes	0		
Undervotes	7		
Contest Totals	335		



Collin County Seal  
 Watermark Seal for Collin County.  
 Collin County Government

**PCT 068**

**Proposition 16 – State of Texas**

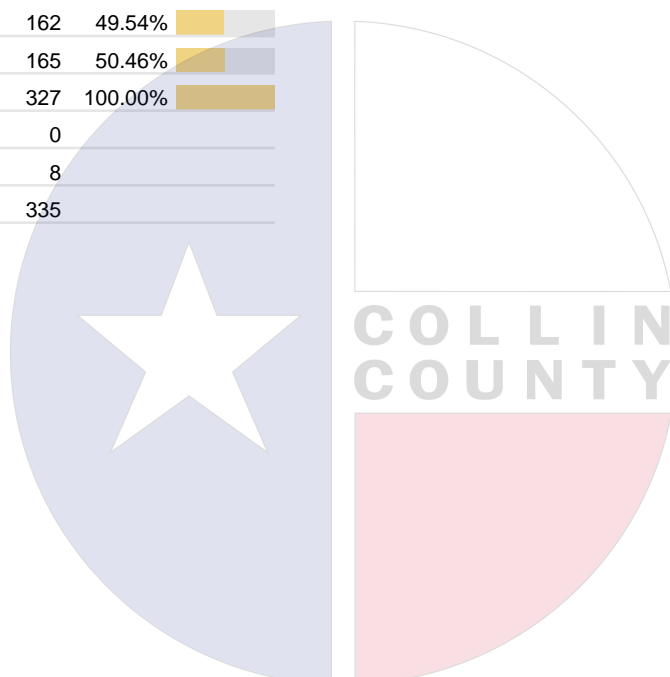
Vote For 1

	TOTAL	VOTE %	
For	209	62.76%	
Against	124	37.24%	
Total Votes Cast	333	100.00%	
Overvotes	0		
Undervotes	2		
Contest Totals	335		

**Proposition 17 – State of Texas**

Vote For 1

	TOTAL	VOTE %	
For	162	49.54%	
Against	165	50.46%	
Total Votes Cast	327	100.00%	
Overvotes	0		
Undervotes	8		
Contest Totals	335		



Collin County Seal  
 Watermark Seal for Collin County.  
 Collin County Government

## PCT 069

### Proposition 1 – State of Texas

Vote For 1

	TOTAL	VOTE %	
For	599	71.22%	
Against	242	28.78%	
Total Votes Cast	841	100.00%	
Overvotes	0		
Undervotes	3		
Contest Totals	844		

### Proposition 2 – State of Texas

Vote For 1

	TOTAL	VOTE %	
For	512	60.74%	
Against	331	39.26%	
Total Votes Cast	843	100.00%	
Overvotes	0		
Undervotes	1		
Contest Totals	844		

### Proposition 3 – State of Texas

Vote For 1

	TOTAL	VOTE %	
For	412	49.16%	
Against	426	50.84%	
Total Votes Cast	838	100.00%	
Overvotes	0		
Undervotes	6		
Contest Totals	844		

### Proposition 4 – State of Texas

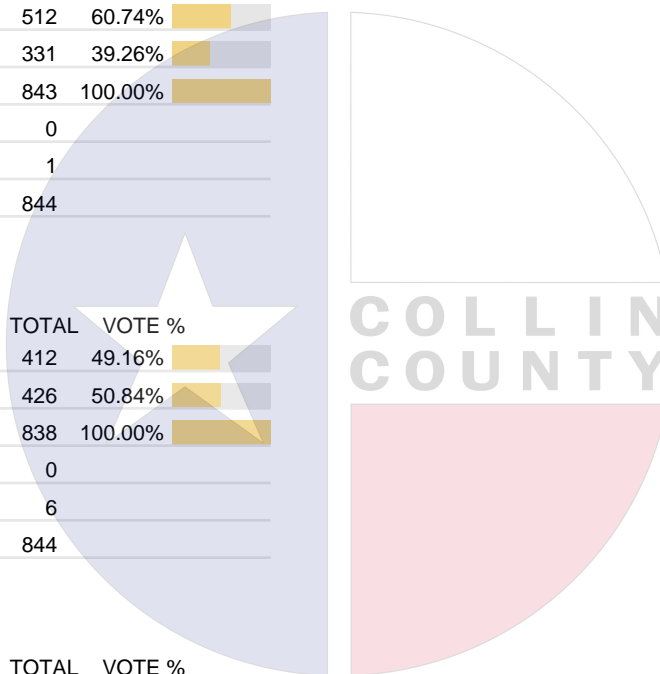
Vote For 1

	TOTAL	VOTE %	
For	613	73.06%	
Against	226	26.94%	
Total Votes Cast	839	100.00%	
Overvotes	0		
Undervotes	5		
Contest Totals	844		

### Proposition 5 – State of Texas

Vote For 1

	TOTAL	VOTE %	
For	592	71.50%	
Against	236	28.50%	
Total Votes Cast	828	100.00%	
Overvotes	0		
Undervotes	16		
Contest Totals	844		



Collin County Seal  
 Watermark Seal for Collin County.  
 Collin County Government

## PCT 069

### Proposition 6 – State of Texas

Vote For 1

	TOTAL	VOTE %	
For	428	51.63%	
Against	401	48.37%	
Total Votes Cast	829	100.00%	
Overvotes	0		
Undervotes	15		
Contest Totals	844		

### Proposition 7 – State of Texas

Vote For 1

	TOTAL	VOTE %	
For	740	88.31%	
Against	98	11.69%	
Total Votes Cast	838	100.00%	
Overvotes	2		
Undervotes	4		
Contest Totals	844		

### Proposition 8 – State of Texas

Vote For 1

	TOTAL	VOTE %	
For	567	67.34%	
Against	275	32.66%	
Total Votes Cast	842	100.00%	
Overvotes	0		
Undervotes	2		
Contest Totals	844		

### Proposition 9 – State of Texas

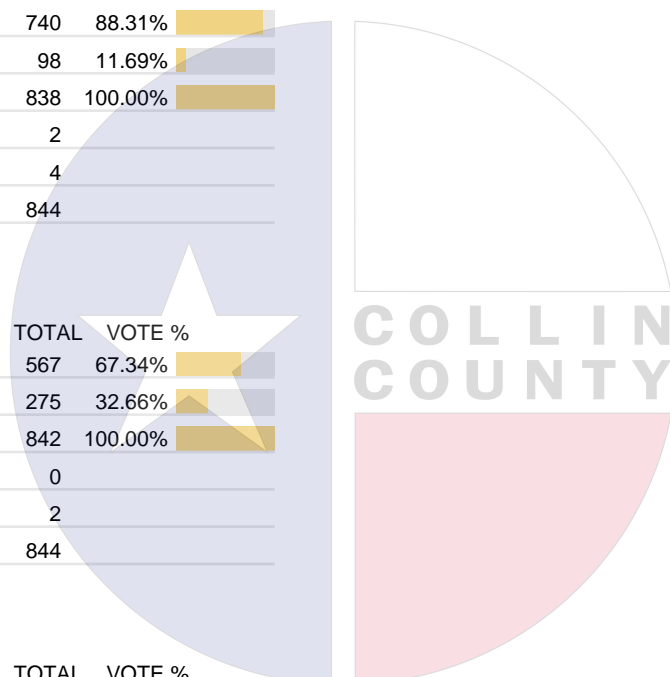
Vote For 1

	TOTAL	VOTE %	
For	573	69.12%	
Against	256	30.88%	
Total Votes Cast	829	100.00%	
Overvotes	0		
Undervotes	15		
Contest Totals	844		

### Proposition 10 – State of Texas

Vote For 1

	TOTAL	VOTE %	
For	763	91.05%	
Against	75	8.95%	
Total Votes Cast	838	100.00%	
Overvotes	1		
Undervotes	5		
Contest Totals	844		



Collin County Seal  
 Watermark Seal for Collin County.  
 Collin County Government

## PCT 069

### Proposition 11 – State of Texas

Vote For 1

	TOTAL	VOTE %	
For	667	79.59%	
Against	171	20.41%	
Total Votes Cast	838	100.00%	
Overvotes	3		
Undervotes	3		
Contest Totals	844		

### Proposition 12 – State of Texas

Vote For 1

	TOTAL	VOTE %	
For	452	54.20%	
Against	382	45.80%	
Total Votes Cast	834	100.00%	
Overvotes	0		
Undervotes	10		
Contest Totals	844		

### Proposition 13 – State of Texas

Vote For 1

	TOTAL	VOTE %	
For	715	85.32%	
Against	123	14.68%	
Total Votes Cast	838	100.00%	
Overvotes	1		
Undervotes	5		
Contest Totals	844		

### Proposition 14 – State of Texas

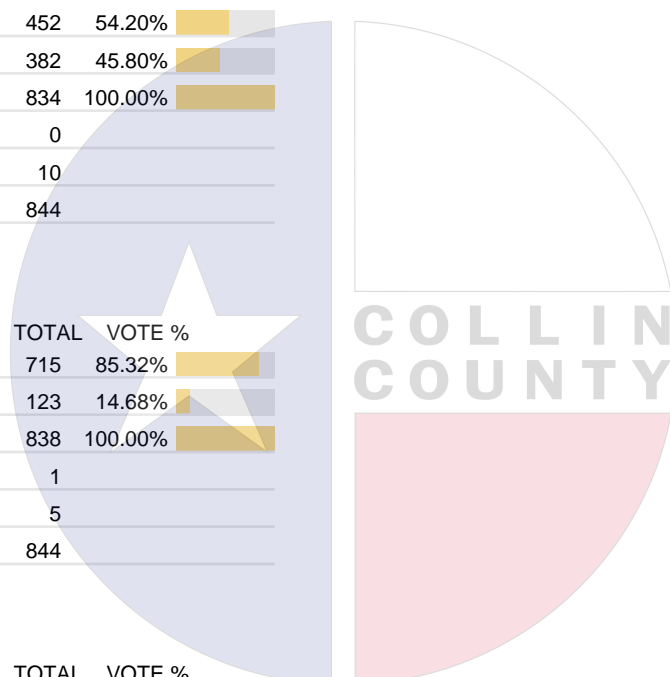
Vote For 1

	TOTAL	VOTE %	
For	583	69.49%	
Against	256	30.51%	
Total Votes Cast	839	100.00%	
Overvotes	0		
Undervotes	5		
Contest Totals	844		

### Proposition 15 – State of Texas

Vote For 1

	TOTAL	VOTE %	
For	514	61.56%	
Against	321	38.44%	
Total Votes Cast	835	100.00%	
Overvotes	2		
Undervotes	7		
Contest Totals	844		



Collin County Seal  
 Watermark Seal for Collin County.  
 Collin County Government

**PCT 069**

**Proposition 16 – State of Texas**

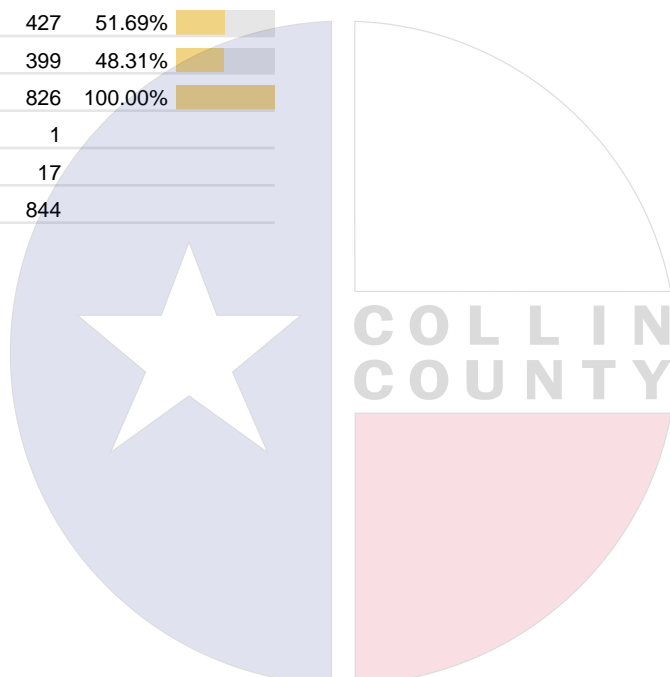
Vote For 1

	TOTAL	VOTE %	
For	528	62.93%	
Against	311	37.07%	
Total Votes Cast	839	100.00%	
Overvotes	1		
Undervotes	4		
Contest Totals	844		

**Proposition 17 – State of Texas**

Vote For 1

	TOTAL	VOTE %	
For	427	51.69%	
Against	399	48.31%	
Total Votes Cast	826	100.00%	
Overvotes	1		
Undervotes	17		
Contest Totals	844		



Collin County Seal  
 Watermark Seal for Collin County.  
 Collin County Government

**PCT 070**

**Proposition 1 – State of Texas**

Vote For 1

	TOTAL	VOTE %	
For	282	74.02%	
Against	99	25.98%	
Total Votes Cast	381	100.00%	
Overvotes	0		
Undervotes	4		
Contest Totals	385		

**Proposition 2 – State of Texas**

Vote For 1

	TOTAL	VOTE %	
For	245	63.80%	
Against	139	36.20%	
Total Votes Cast	384	100.00%	
Overvotes	0		
Undervotes	1		
Contest Totals	385		

**Proposition 3 – State of Texas**

Vote For 1

	TOTAL	VOTE %	
For	236	61.94%	
Against	145	38.06%	
Total Votes Cast	381	100.00%	
Overvotes	0		
Undervotes	4		
Contest Totals	385		

**Proposition 4 – State of Texas**

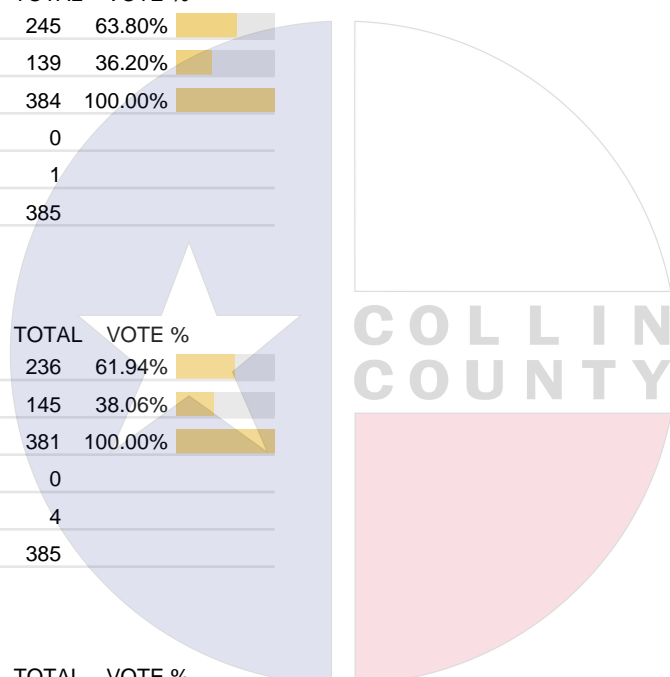
Vote For 1

	TOTAL	VOTE %	
For	296	77.28%	
Against	87	22.72%	
Total Votes Cast	383	100.00%	
Overvotes	0		
Undervotes	2		
Contest Totals	385		

**Proposition 5 – State of Texas**

Vote For 1

	TOTAL	VOTE %	
For	282	74.80%	
Against	95	25.20%	
Total Votes Cast	377	100.00%	
Overvotes	1		
Undervotes	7		
Contest Totals	385		



Collin County Seal  
 Watermark Seal for Collin County.  
 Collin County Government

## PCT 070

### Proposition 6 – State of Texas

Vote For 1

	TOTAL	VOTE %	
For	205	53.95%	
Against	175	46.05%	
Total Votes Cast	380	100.00%	
Overvotes	0		
Undervotes	5		
Contest Totals	385		

### Proposition 7 – State of Texas

Vote For 1

	TOTAL	VOTE %	
For	343	90.98%	
Against	34	9.02%	
Total Votes Cast	377	100.00%	
Overvotes	1		
Undervotes	7		
Contest Totals	385		

### Proposition 8 – State of Texas

Vote For 1

	TOTAL	VOTE %	
For	270	70.87%	
Against	111	29.13%	
Total Votes Cast	381	100.00%	
Overvotes	0		
Undervotes	4		
Contest Totals	385		

### Proposition 9 – State of Texas

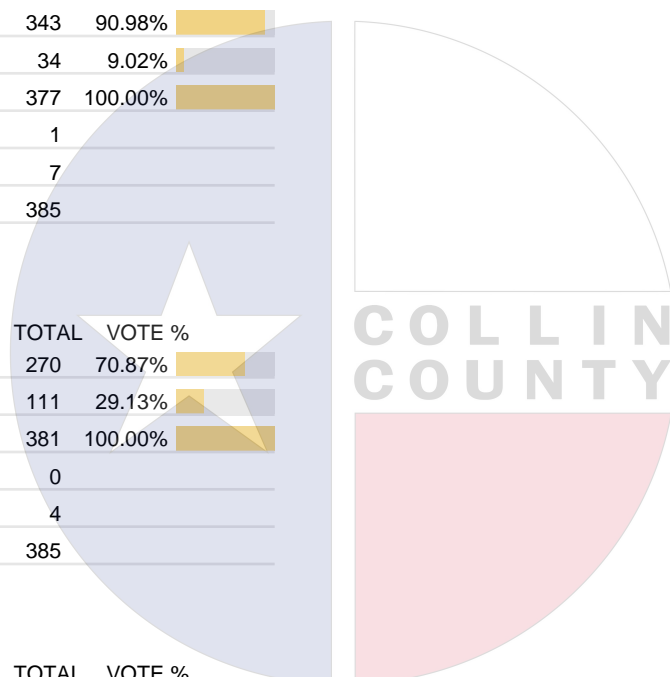
Vote For 1

	TOTAL	VOTE %	
For	275	72.75%	
Against	103	27.25%	
Total Votes Cast	378	100.00%	
Overvotes	0		
Undervotes	7		
Contest Totals	385		

### Proposition 10 – State of Texas

Vote For 1

	TOTAL	VOTE %	
For	339	89.45%	
Against	40	10.55%	
Total Votes Cast	379	100.00%	
Overvotes	0		
Undervotes	6		
Contest Totals	385		



Collin County Seal  
 Watermark Seal for Collin County.  
 Collin County Government

## PCT 070

### Proposition 11 – State of Texas

Vote For 1

	TOTAL	VOTE %	
For	306	80.32%	
Against	75	19.68%	
Total Votes Cast	381	100.00%	
Overvotes	2		
Undervotes	2		
Contest Totals	385		

### Proposition 12 – State of Texas

Vote For 1

	TOTAL	VOTE %	
For	204	53.83%	
Against	175	46.17%	
Total Votes Cast	379	100.00%	
Overvotes	0		
Undervotes	6		
Contest Totals	385		

### Proposition 13 – State of Texas

Vote For 1

	TOTAL	VOTE %	
For	347	90.36%	
Against	37	9.64%	
Total Votes Cast	384	100.00%	
Overvotes	0		
Undervotes	1		
Contest Totals	385		

### Proposition 14 – State of Texas

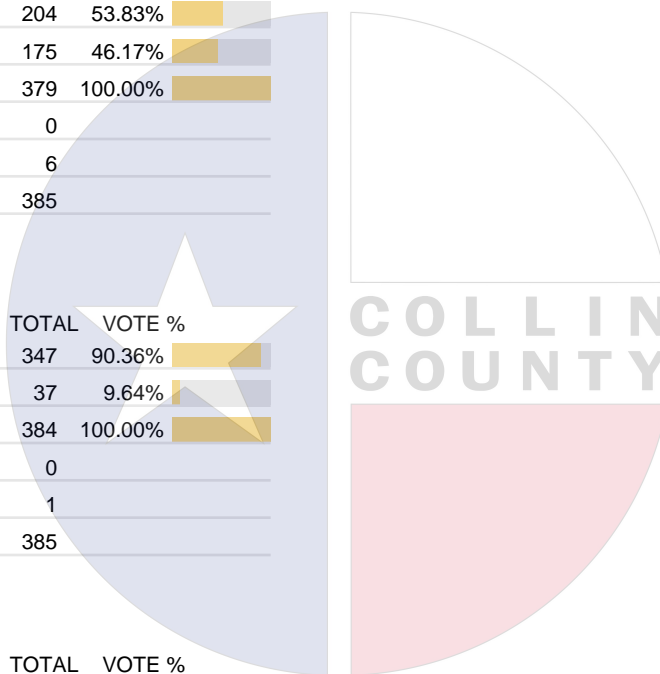
Vote For 1

	TOTAL	VOTE %	
For	269	70.98%	
Against	110	29.02%	
Total Votes Cast	379	100.00%	
Overvotes	1		
Undervotes	5		
Contest Totals	385		

### Proposition 15 – State of Texas

Vote For 1

	TOTAL	VOTE %	
For	241	63.25%	
Against	140	36.75%	
Total Votes Cast	381	100.00%	
Overvotes	0		
Undervotes	4		
Contest Totals	385		



Collin County Seal  
 Watermark Seal for Collin County.  
 Collin County Government

**PCT 070**

**Proposition 16 – State of Texas**

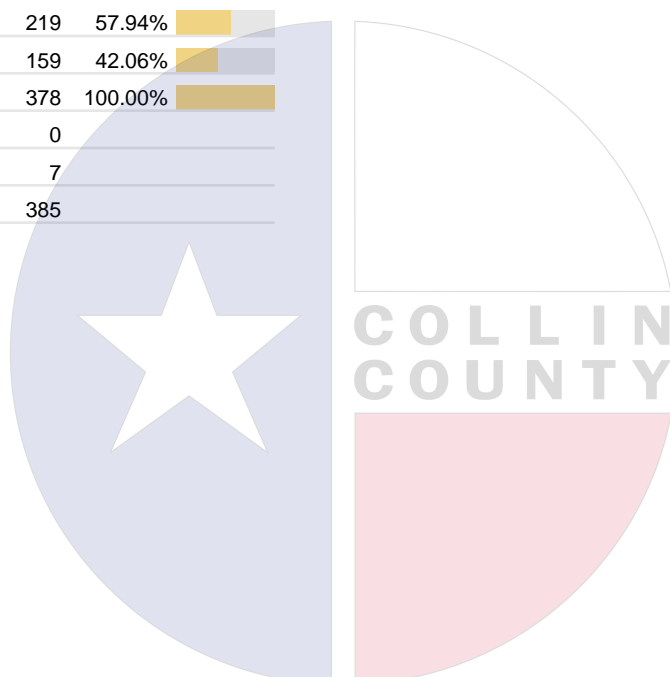
Vote For 1

	TOTAL	VOTE %	
For	254	66.49%	
Against	128	33.51%	
Total Votes Cast	382	100.00%	
Overvotes	0		
Undervotes	3		
Contest Totals	385		

**Proposition 17 – State of Texas**

Vote For 1

	TOTAL	VOTE %	
For	219	57.94%	
Against	159	42.06%	
Total Votes Cast	378	100.00%	
Overvotes	0		
Undervotes	7		
Contest Totals	385		



Collin County Seal  
 Watermark Seal for Collin County.  
 Collin County Government

**PCT 071**

**Proposition 1 – State of Texas**

Vote For 1

	TOTAL	VOTE %	
For	283	76.90%	
Against	85	23.10%	
Total Votes Cast	368	100.00%	
Overvotes	0		
Undervotes	5		
Contest Totals	373		

**Proposition 2 – State of Texas**

Vote For 1

	TOTAL	VOTE %	
For	223	59.95%	
Against	149	40.05%	
Total Votes Cast	372	100.00%	
Overvotes	0		
Undervotes	1		
Contest Totals	373		

**Proposition 3 – State of Texas**

Vote For 1

	TOTAL	VOTE %	
For	196	53.12%	
Against	173	46.88%	
Total Votes Cast	369	100.00%	
Overvotes	1		
Undervotes	3		
Contest Totals	373		

**Proposition 4 – State of Texas**

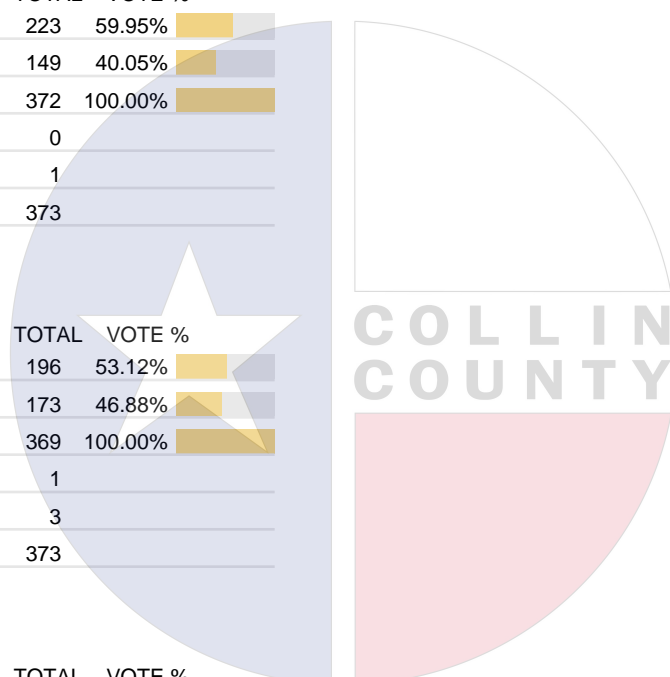
Vote For 1

	TOTAL	VOTE %	
For	302	82.07%	
Against	66	17.93%	
Total Votes Cast	368	100.00%	
Overvotes	0		
Undervotes	5		
Contest Totals	373		

**Proposition 5 – State of Texas**

Vote For 1

	TOTAL	VOTE %	
For	246	67.21%	
Against	120	32.79%	
Total Votes Cast	366	100.00%	
Overvotes	1		
Undervotes	6		
Contest Totals	373		



Collin County Seal  
 Watermark Seal for Collin County.  
 Collin County Government

## PCT 071

### Proposition 6 – State of Texas

Vote For 1

	TOTAL	VOTE %	
For	177	48.10%	
Against	191	51.90%	
Total Votes Cast	368	100.00%	
Overvotes	0		
Undervotes	5		
Contest Totals	373		

### Proposition 7 – State of Texas

Vote For 1

	TOTAL	VOTE %	
For	324	88.04%	
Against	44	11.96%	
Total Votes Cast	368	100.00%	
Overvotes	0		
Undervotes	5		
Contest Totals	373		

### Proposition 8 – State of Texas

Vote For 1

	TOTAL	VOTE %	
For	233	62.63%	
Against	139	37.37%	
Total Votes Cast	372	100.00%	
Overvotes	0		
Undervotes	1		
Contest Totals	373		

### Proposition 9 – State of Texas

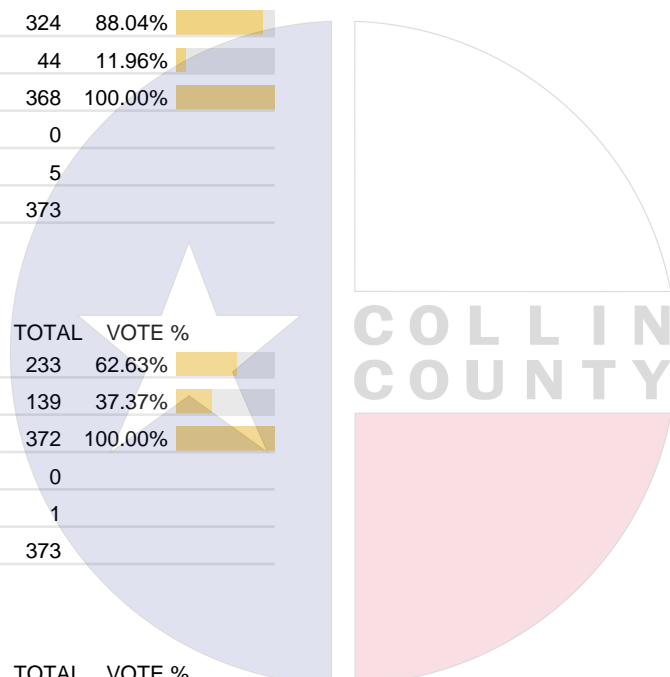
Vote For 1

	TOTAL	VOTE %	
For	246	66.49%	
Against	124	33.51%	
Total Votes Cast	370	100.00%	
Overvotes	1		
Undervotes	2		
Contest Totals	373		

### Proposition 10 – State of Texas

Vote For 1

	TOTAL	VOTE %	
For	336	90.57%	
Against	35	9.43%	
Total Votes Cast	371	100.00%	
Overvotes	0		
Undervotes	2		
Contest Totals	373		



Collin County Seal  
 Watermark Seal for Collin County.  
 Collin County Government

## PCT 071

### Proposition 11 – State of Texas

Vote For 1

	TOTAL	VOTE %	
For	292	79.56%	
Against	75	20.44%	
Total Votes Cast	367	100.00%	
Overvotes	1		
Undervotes	5		
Contest Totals	373		

### Proposition 12 – State of Texas

Vote For 1

	TOTAL	VOTE %	
For	178	48.24%	
Against	191	51.76%	
Total Votes Cast	369	100.00%	
Overvotes	0		
Undervotes	4		
Contest Totals	373		

### Proposition 13 – State of Texas

Vote For 1

	TOTAL	VOTE %	
For	320	86.02%	
Against	52	13.98%	
Total Votes Cast	372	100.00%	
Overvotes	0		
Undervotes	1		
Contest Totals	373		

### Proposition 14 – State of Texas

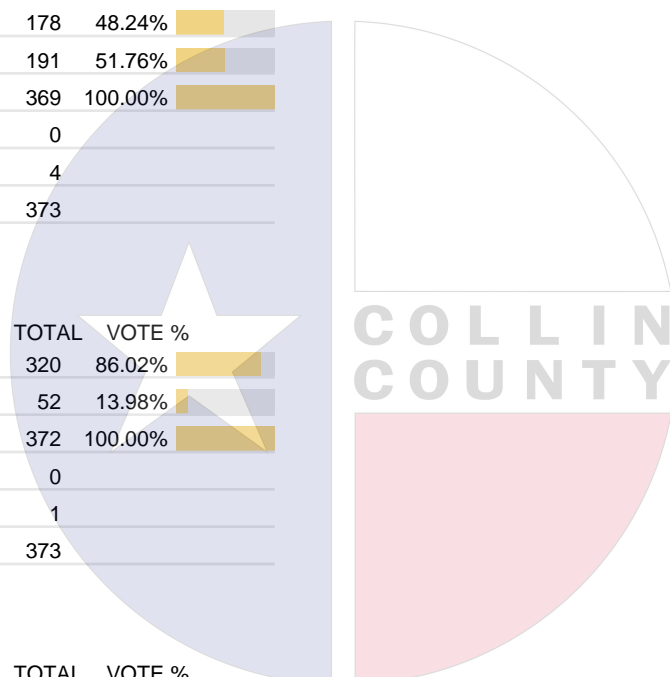
Vote For 1

	TOTAL	VOTE %	
For	265	72.21%	
Against	102	27.79%	
Total Votes Cast	367	100.00%	
Overvotes	0		
Undervotes	6		
Contest Totals	373		

### Proposition 15 – State of Texas

Vote For 1

	TOTAL	VOTE %	
For	218	59.08%	
Against	151	40.92%	
Total Votes Cast	369	100.00%	
Overvotes	1		
Undervotes	3		
Contest Totals	373		



Collin County Seal  
 Watermark Seal for Collin County.  
 Collin County Government

### PCT 071

#### Proposition 16 – State of Texas

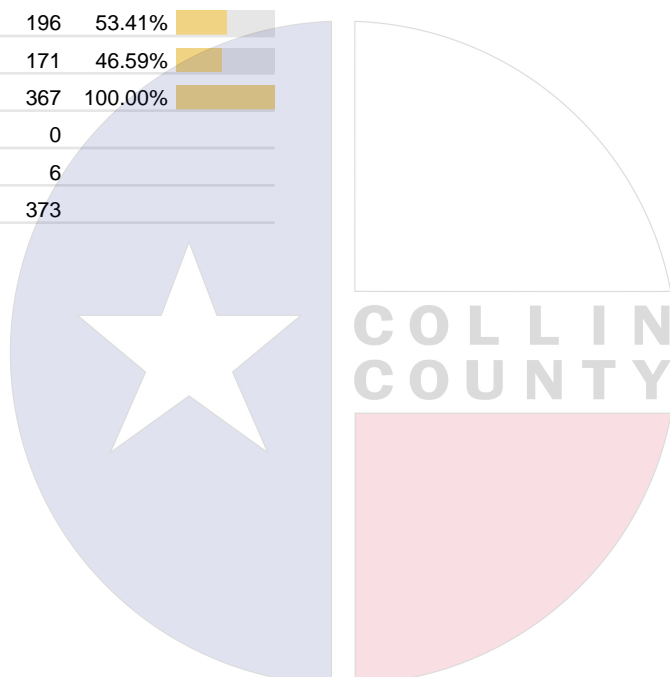
Vote For 1

	TOTAL	VOTE %	
For	230	61.83%	
Against	142	38.17%	
Total Votes Cast	372	100.00%	
Overvotes	0		
Undervotes	1		
Contest Totals	373		

#### Proposition 17 – State of Texas

Vote For 1

	TOTAL	VOTE %	
For	196	53.41%	
Against	171	46.59%	
Total Votes Cast	367	100.00%	
Overvotes	0		
Undervotes	6		
Contest Totals	373		



Collin County Seal  
 Watermark Seal for Collin County.  
 Collin County Government

## PCT 072

### Proposition 1 – State of Texas

Vote For 1

	TOTAL	VOTE %	
For	248	72.73%	
Against	93	27.27%	
Total Votes Cast	341	100.00%	
Overvotes	0		
Undervotes	3		
Contest Totals	344		

### Proposition 2 – State of Texas

Vote For 1

	TOTAL	VOTE %	
For	212	61.81%	
Against	131	38.19%	
Total Votes Cast	343	100.00%	
Overvotes	0		
Undervotes	1		
Contest Totals	344		

### Proposition 3 – State of Texas

Vote For 1

	TOTAL	VOTE %	
For	210	61.22%	
Against	133	38.78%	
Total Votes Cast	343	100.00%	
Overvotes	0		
Undervotes	1		
Contest Totals	344		

### Proposition 4 – State of Texas

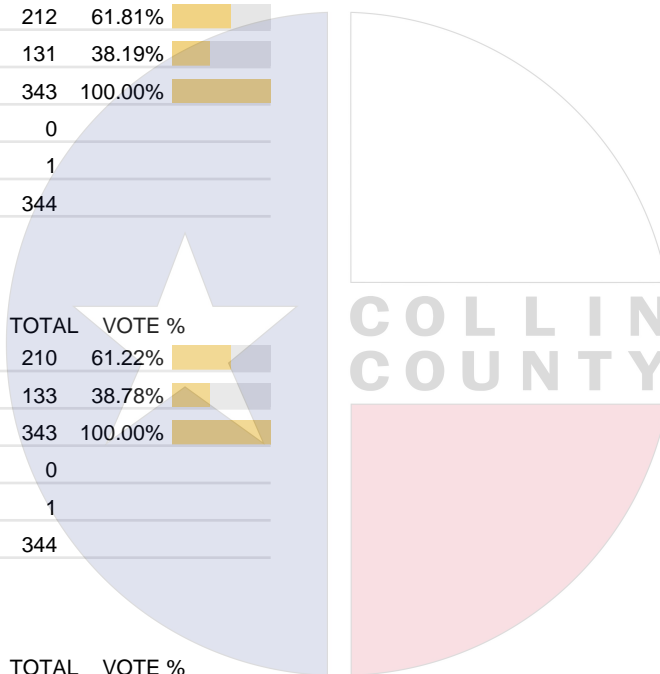
Vote For 1

	TOTAL	VOTE %	
For	262	76.83%	
Against	79	23.17%	
Total Votes Cast	341	100.00%	
Overvotes	0		
Undervotes	3		
Contest Totals	344		

### Proposition 5 – State of Texas

Vote For 1

	TOTAL	VOTE %	
For	232	68.64%	
Against	106	31.36%	
Total Votes Cast	338	100.00%	
Overvotes	0		
Undervotes	6		
Contest Totals	344		



Collin County Seal  
 Watermark Seal for Collin County.  
 Collin County Government

## PCT 072

### Proposition 6 – State of Texas

Vote For 1

	TOTAL	VOTE %	
For	181	53.24%	
Against	159	46.76%	
Total Votes Cast	340	100.00%	
Overvotes	0		
Undervotes	4		
Contest Totals	344		

### Proposition 7 – State of Texas

Vote For 1

	TOTAL	VOTE %	
For	307	89.50%	
Against	36	10.50%	
Total Votes Cast	343	100.00%	
Overvotes	0		
Undervotes	1		
Contest Totals	344		

### Proposition 8 – State of Texas

Vote For 1

	TOTAL	VOTE %	
For	239	69.48%	
Against	105	30.52%	
Total Votes Cast	344	100.00%	
Overvotes	0		
Undervotes	0		
Contest Totals	344		

### Proposition 9 – State of Texas

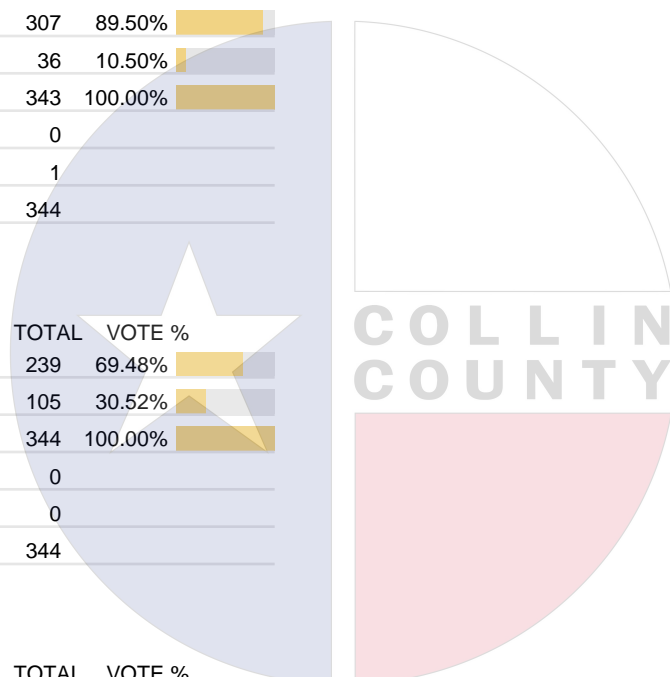
Vote For 1

	TOTAL	VOTE %	
For	213	62.46%	
Against	128	37.54%	
Total Votes Cast	341	100.00%	
Overvotes	1		
Undervotes	2		
Contest Totals	344		

### Proposition 10 – State of Texas

Vote For 1

	TOTAL	VOTE %	
For	308	89.80%	
Against	35	10.20%	
Total Votes Cast	343	100.00%	
Overvotes	0		
Undervotes	1		
Contest Totals	344		



Collin County Seal  
 Watermark Seal for Collin County.  
 Collin County Government

## PCT 072

### Proposition 11 – State of Texas

Vote For 1

	TOTAL	VOTE %	
For	291	84.59%	
Against	53	15.41%	
Total Votes Cast	344	100.00%	
Overvotes	0		
Undervotes	0		
Contest Totals	344		

### Proposition 12 – State of Texas

Vote For 1

	TOTAL	VOTE %	
For	192	55.98%	
Against	151	44.02%	
Total Votes Cast	343	100.00%	
Overvotes	0		
Undervotes	1		
Contest Totals	344		

### Proposition 13 – State of Texas

Vote For 1

	TOTAL	VOTE %	
For	283	82.27%	
Against	61	17.73%	
Total Votes Cast	344	100.00%	
Overvotes	0		
Undervotes	0		
Contest Totals	344		

### Proposition 14 – State of Texas

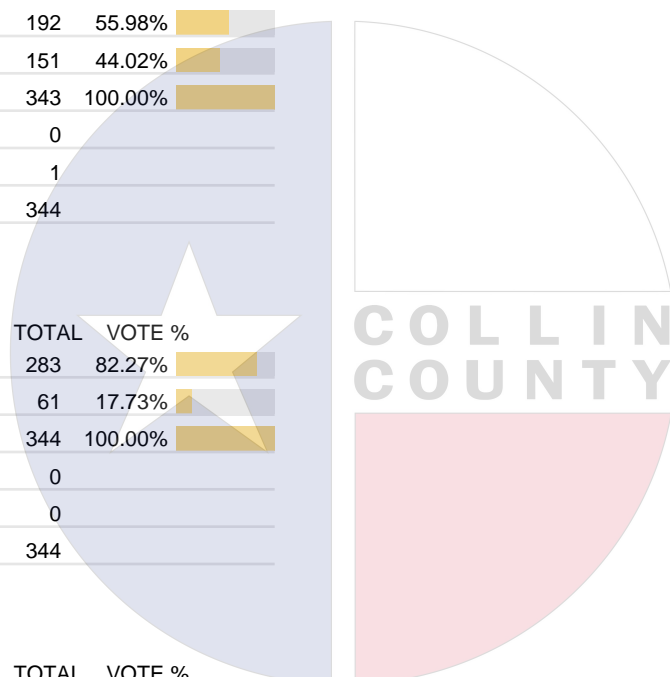
Vote For 1

	TOTAL	VOTE %	
For	254	74.27%	
Against	88	25.73%	
Total Votes Cast	342	100.00%	
Overvotes	0		
Undervotes	2		
Contest Totals	344		

### Proposition 15 – State of Texas

Vote For 1

	TOTAL	VOTE %	
For	219	64.41%	
Against	121	35.59%	
Total Votes Cast	340	100.00%	
Overvotes	0		
Undervotes	4		
Contest Totals	344		



## PCT 072

### Proposition 16 – State of Texas

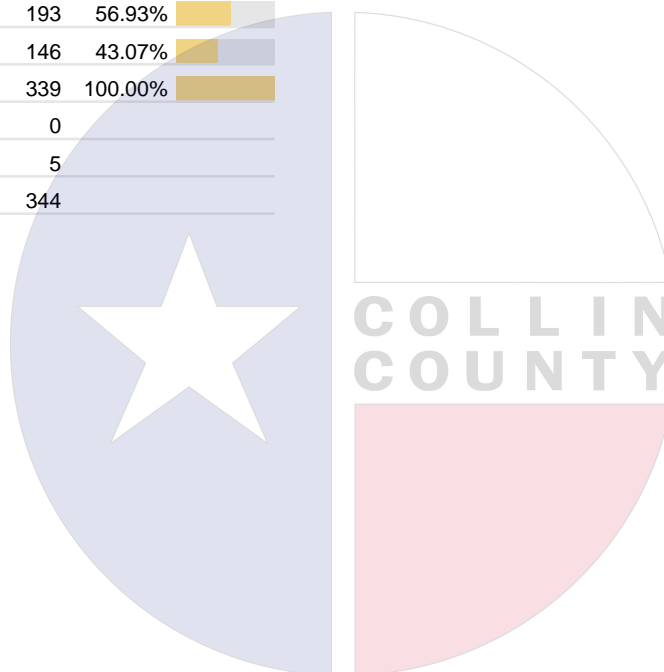
Vote For 1

	TOTAL	VOTE %	
For	232	68.04%	
Against	109	31.96%	
Total Votes Cast	341	100.00%	
Overvotes	0		
Undervotes	3		
Contest Totals	344		

### Proposition 17 – State of Texas

Vote For 1

	TOTAL	VOTE %	
For	193	56.93%	
Against	146	43.07%	
Total Votes Cast	339	100.00%	
Overvotes	0		
Undervotes	5		
Contest Totals	344		



Collin County Seal  
 Watermark Seal for Collin County.  
 Collin County Government

## PCT 073

### Proposition 1 – State of Texas

Vote For 1

	TOTAL	VOTE %	
For	205	78.24%	
Against	57	21.76%	
Total Votes Cast	262	100.00%	
Overvotes	0		
Undervotes	2		
Contest Totals	264		

### Proposition 2 – State of Texas

Vote For 1

	TOTAL	VOTE %	
For	115	43.73%	
Against	148	56.27%	
Total Votes Cast	263	100.00%	
Overvotes	0		
Undervotes	1		
Contest Totals	264		

### Proposition 3 – State of Texas

Vote For 1

	TOTAL	VOTE %	
For	101	38.40%	
Against	162	61.60%	
Total Votes Cast	263	100.00%	
Overvotes	0		
Undervotes	1		
Contest Totals	264		

### Proposition 4 – State of Texas

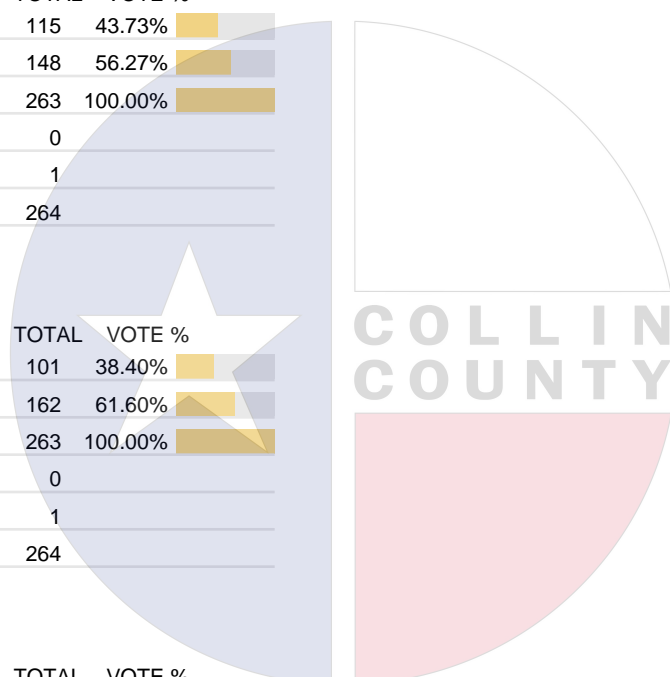
Vote For 1

	TOTAL	VOTE %	
For	207	79.31%	
Against	54	20.69%	
Total Votes Cast	261	100.00%	
Overvotes	0		
Undervotes	3		
Contest Totals	264		

### Proposition 5 – State of Texas

Vote For 1

	TOTAL	VOTE %	
For	139	53.88%	
Against	119	46.12%	
Total Votes Cast	258	100.00%	
Overvotes	0		
Undervotes	6		
Contest Totals	264		



### PCT 073

#### Proposition 6 – State of Texas

Vote For 1

	TOTAL	VOTE %	
For	97	37.02%	
Against	165	62.98%	
Total Votes Cast	262	100.00%	
Overvotes	0		
Undervotes	2		
Contest Totals	264		

#### Proposition 7 – State of Texas

Vote For 1

	TOTAL	VOTE %	
For	222	84.73%	
Against	40	15.27%	
Total Votes Cast	262	100.00%	
Overvotes	0		
Undervotes	2		
Contest Totals	264		

#### Proposition 8 – State of Texas

Vote For 1

	TOTAL	VOTE %	
For	137	51.89%	
Against	127	48.11%	
Total Votes Cast	264	100.00%	
Overvotes	0		
Undervotes	0		
Contest Totals	264		

#### Proposition 9 – State of Texas

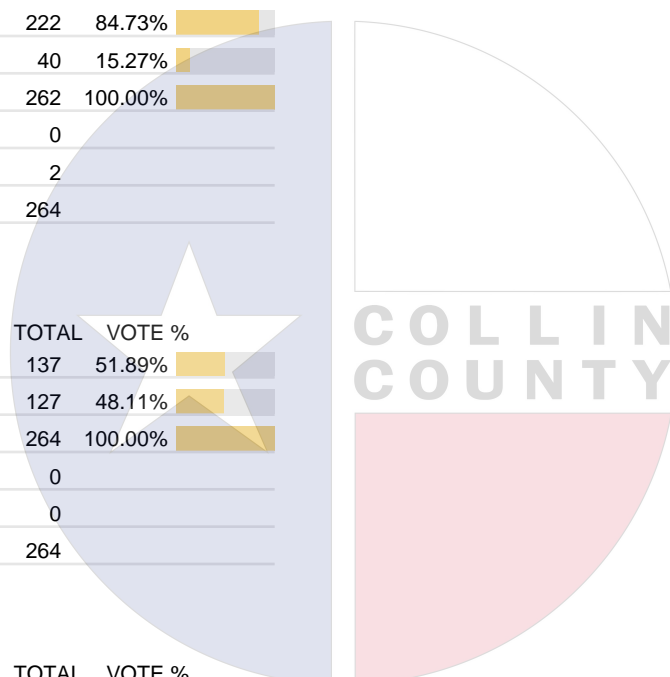
Vote For 1

	TOTAL	VOTE %	
For	154	59.00%	
Against	107	41.00%	
Total Votes Cast	261	100.00%	
Overvotes	1		
Undervotes	2		
Contest Totals	264		

#### Proposition 10 – State of Texas

Vote For 1

	TOTAL	VOTE %	
For	230	87.45%	
Against	33	12.55%	
Total Votes Cast	263	100.00%	
Overvotes	0		
Undervotes	1		
Contest Totals	264		



Collin County Seal  
 Watermark Seal for Collin County.  
 Collin County Government

### PCT 073

#### Proposition 11 – State of Texas

Vote For 1

	TOTAL	VOTE %	
For	196	74.81%	
Against	66	25.19%	
Total Votes Cast	262	100.00%	
Overvotes	0		
Undervotes	2		
Contest Totals	264		

#### Proposition 12 – State of Texas

Vote For 1

	TOTAL	VOTE %	
For	120	45.63%	
Against	143	54.37%	
Total Votes Cast	263	100.00%	
Overvotes	0		
Undervotes	1		
Contest Totals	264		

#### Proposition 13 – State of Texas

Vote For 1

	TOTAL	VOTE %	
For	189	71.59%	
Against	75	28.41%	
Total Votes Cast	264	100.00%	
Overvotes	0		
Undervotes	0		
Contest Totals	264		

#### Proposition 14 – State of Texas

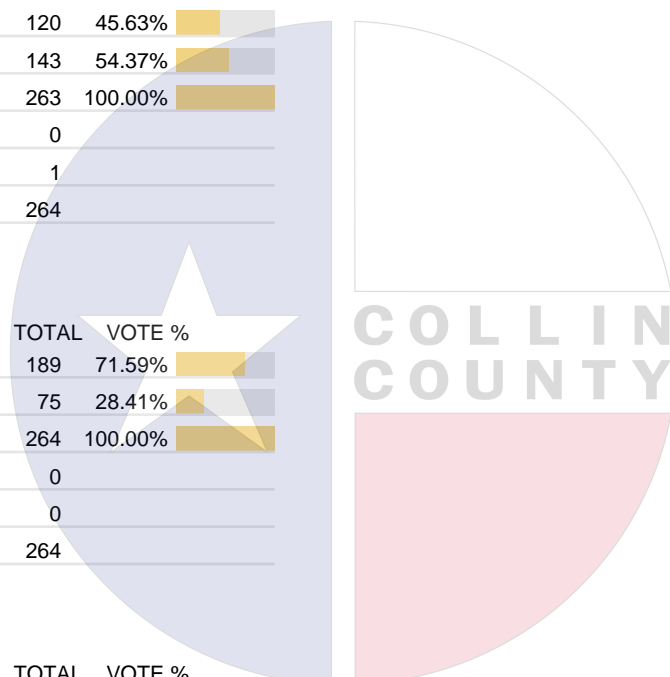
Vote For 1

	TOTAL	VOTE %	
For	200	76.05%	
Against	63	23.95%	
Total Votes Cast	263	100.00%	
Overvotes	0		
Undervotes	1		
Contest Totals	264		

#### Proposition 15 – State of Texas

Vote For 1

	TOTAL	VOTE %	
For	120	45.63%	
Against	143	54.37%	
Total Votes Cast	263	100.00%	
Overvotes	0		
Undervotes	1		
Contest Totals	264		



Collin County Seal  
 Watermark Seal for Collin County.  
 Collin County Government

### PCT 073

#### Proposition 16 – State of Texas

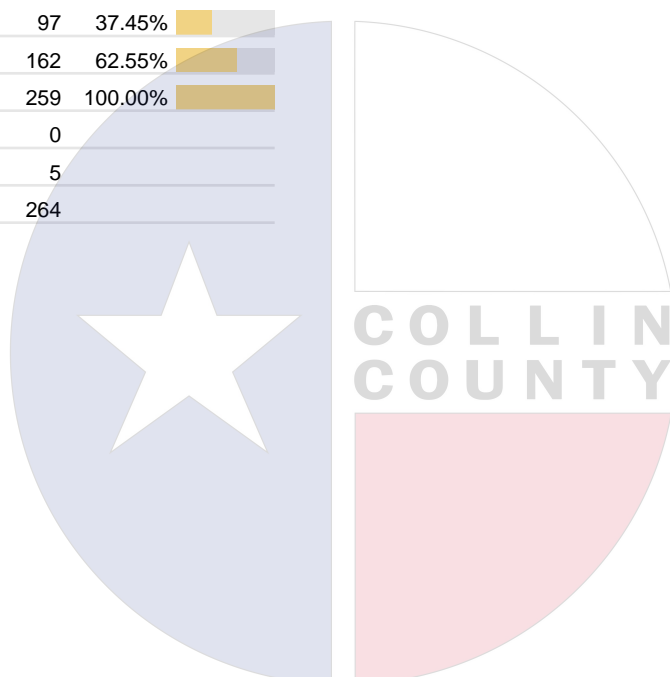
Vote For 1

	TOTAL	VOTE %	
For	122	46.56%	
Against	140	53.44%	
Total Votes Cast	262	100.00%	
Overvotes	0		
Undervotes	2		
Contest Totals	264		

#### Proposition 17 – State of Texas

Vote For 1

	TOTAL	VOTE %	
For	97	37.45%	
Against	162	62.55%	
Total Votes Cast	259	100.00%	
Overvotes	0		
Undervotes	5		
Contest Totals	264		



Collin County Seal  
 Watermark Seal for Collin County.  
 Collin County Government

## PCT 074

### Proposition 1 – State of Texas

Vote For 1

	TOTAL	VOTE %	
For	239	70.09%	
Against	102	29.91%	
Total Votes Cast	341	100.00%	
Overvotes	0		
Undervotes	9		
Contest Totals	350		

### Proposition 2 – State of Texas

Vote For 1

	TOTAL	VOTE %	
For	215	61.78%	
Against	133	38.22%	
Total Votes Cast	348	100.00%	
Overvotes	0		
Undervotes	2		
Contest Totals	350		

### Proposition 3 – State of Texas

Vote For 1

	TOTAL	VOTE %	
For	197	57.10%	
Against	148	42.90%	
Total Votes Cast	345	100.00%	
Overvotes	0		
Undervotes	5		
Contest Totals	350		

### Proposition 4 – State of Texas

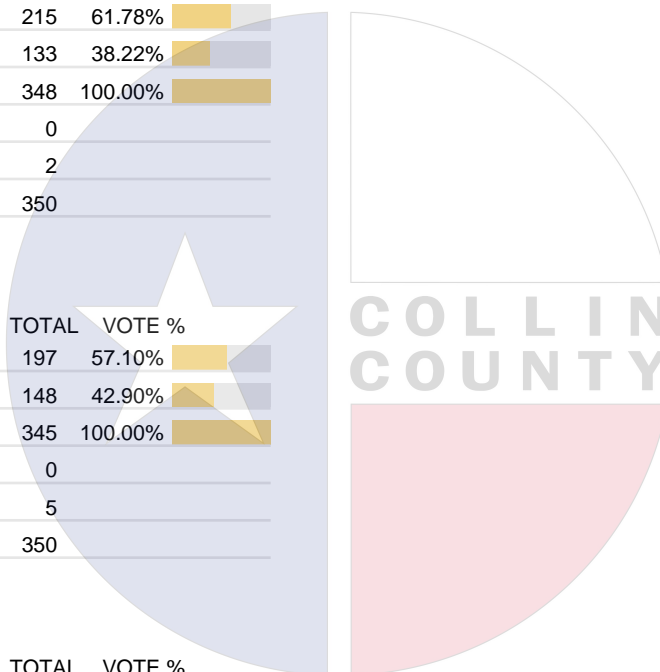
Vote For 1

	TOTAL	VOTE %	
For	255	73.91%	
Against	90	26.09%	
Total Votes Cast	345	100.00%	
Overvotes	0		
Undervotes	5		
Contest Totals	350		

### Proposition 5 – State of Texas

Vote For 1

	TOTAL	VOTE %	
For	229	67.35%	
Against	111	32.65%	
Total Votes Cast	340	100.00%	
Overvotes	0		
Undervotes	10		
Contest Totals	350		



Collin County Seal  
 Watermark Seal for Collin County.  
 Collin County Government

## PCT 074

### Proposition 6 – State of Texas

Vote For 1

	TOTAL	VOTE %	
For	192	56.14%	
Against	150	43.86%	
Total Votes Cast	342	100.00%	
Overvotes	0		
Undervotes	8		
Contest Totals	350		

### Proposition 7 – State of Texas

Vote For 1

	TOTAL	VOTE %	
For	303	87.57%	
Against	43	12.43%	
Total Votes Cast	346	100.00%	
Overvotes	0		
Undervotes	4		
Contest Totals	350		

### Proposition 8 – State of Texas

Vote For 1

	TOTAL	VOTE %	
For	241	69.25%	
Against	107	30.75%	
Total Votes Cast	348	100.00%	
Overvotes	0		
Undervotes	2		
Contest Totals	350		

### Proposition 9 – State of Texas

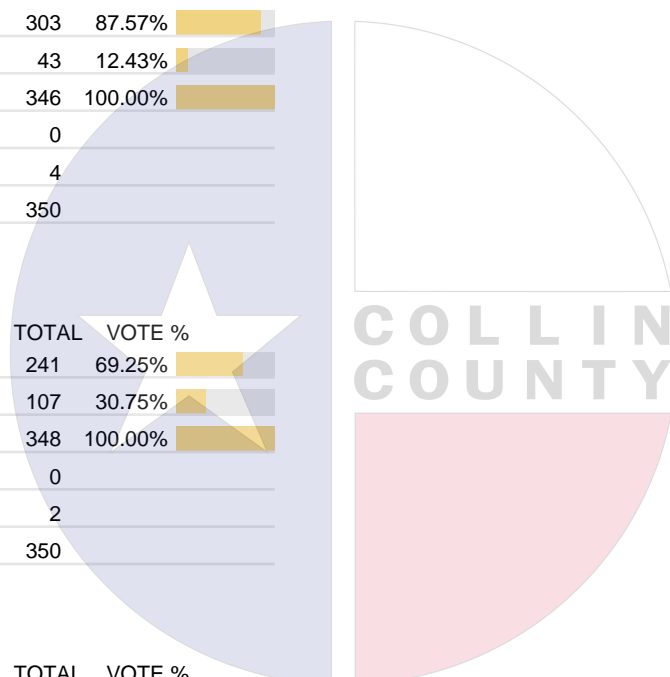
Vote For 1

	TOTAL	VOTE %	
For	235	68.71%	
Against	107	31.29%	
Total Votes Cast	342	100.00%	
Overvotes	0		
Undervotes	8		
Contest Totals	350		

### Proposition 10 – State of Texas

Vote For 1

	TOTAL	VOTE %	
For	314	90.49%	
Against	33	9.51%	
Total Votes Cast	347	100.00%	
Overvotes	0		
Undervotes	3		
Contest Totals	350		



Collin County Seal  
 Watermark Seal for Collin County.  
 Collin County Government

## PCT 074

### Proposition 11 – State of Texas

Vote For 1

	TOTAL	VOTE %	
For	283	81.09%	
Against	66	18.91%	
Total Votes Cast	349	100.00%	
Overvotes	0		
Undervotes	1		
Contest Totals	350		

### Proposition 12 – State of Texas

Vote For 1

	TOTAL	VOTE %	
For	184	53.96%	
Against	157	46.04%	
Total Votes Cast	341	100.00%	
Overvotes	0		
Undervotes	9		
Contest Totals	350		

### Proposition 13 – State of Texas

Vote For 1

	TOTAL	VOTE %	
For	292	83.43%	
Against	58	16.57%	
Total Votes Cast	350	100.00%	
Overvotes	0		
Undervotes	0		
Contest Totals	350		

### Proposition 14 – State of Texas

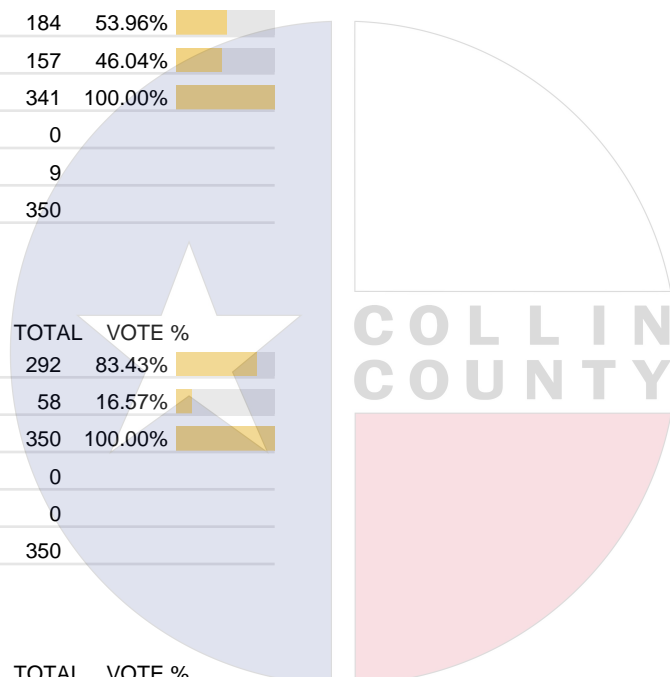
Vote For 1

	TOTAL	VOTE %	
For	235	67.92%	
Against	111	32.08%	
Total Votes Cast	346	100.00%	
Overvotes	0		
Undervotes	4		
Contest Totals	350		

### Proposition 15 – State of Texas

Vote For 1

	TOTAL	VOTE %	
For	214	62.03%	
Against	131	37.97%	
Total Votes Cast	345	100.00%	
Overvotes	0		
Undervotes	5		
Contest Totals	350		



Collin County Seal  
 Watermark Seal for Collin County.  
 Collin County Government

## PCT 074

### Proposition 16 – State of Texas

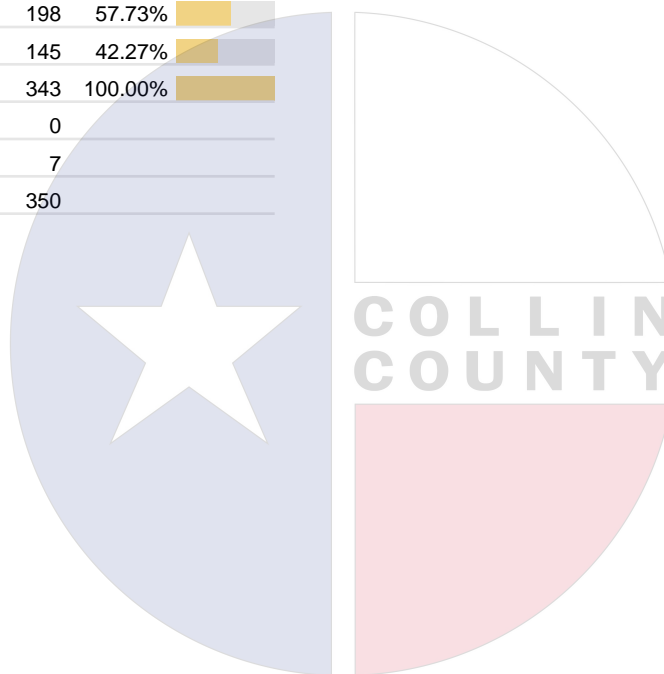
Vote For 1

	TOTAL	VOTE %	
For	233	67.15%	
Against	114	32.85%	
Total Votes Cast	347	100.00%	
Overvotes	0		
Undervotes	3		
Contest Totals	350		

### Proposition 17 – State of Texas

Vote For 1

	TOTAL	VOTE %	
For	198	57.73%	
Against	145	42.27%	
Total Votes Cast	343	100.00%	
Overvotes	0		
Undervotes	7		
Contest Totals	350		



Collin County Seal  
 Watermark Seal for Collin County.  
 Collin County Government

## PCT 075

### Proposition 1 – State of Texas

Vote For 1

	TOTAL	VOTE %	
For	325	73.70%	
Against	116	26.30%	
Total Votes Cast	441	100.00%	
Overvotes	0		
Undervotes	6		
Contest Totals	447		

### Proposition 2 – State of Texas

Vote For 1

	TOTAL	VOTE %	
For	321	71.97%	
Against	125	28.03%	
Total Votes Cast	446	100.00%	
Overvotes	0		
Undervotes	1		
Contest Totals	447		

### Proposition 3 – State of Texas

Vote For 1

	TOTAL	VOTE %	
For	275	62.08%	
Against	168	37.92%	
Total Votes Cast	443	100.00%	
Overvotes	0		
Undervotes	4		
Contest Totals	447		

### Proposition 4 – State of Texas

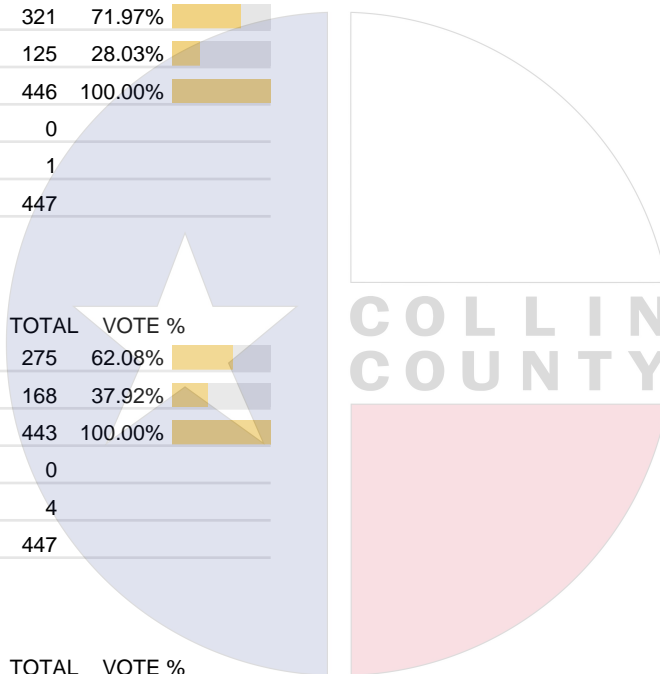
Vote For 1

	TOTAL	VOTE %	
For	350	78.83%	
Against	94	21.17%	
Total Votes Cast	444	100.00%	
Overvotes	0		
Undervotes	3		
Contest Totals	447		

### Proposition 5 – State of Texas

Vote For 1

	TOTAL	VOTE %	
For	332	75.63%	
Against	107	24.37%	
Total Votes Cast	439	100.00%	
Overvotes	1		
Undervotes	7		
Contest Totals	447		



Collin County Seal  
 Watermark Seal for Collin County.  
 Collin County Government

## PCT 075

### Proposition 6 – State of Texas

Vote For 1

	TOTAL	VOTE %	
For	275	62.64%	
Against	164	37.36%	
Total Votes Cast	439	100.00%	
Overvotes	0		
Undervotes	8		
Contest Totals	447		

### Proposition 7 – State of Texas

Vote For 1

	TOTAL	VOTE %	
For	387	87.36%	
Against	56	12.64%	
Total Votes Cast	443	100.00%	
Overvotes	0		
Undervotes	4		
Contest Totals	447		

### Proposition 8 – State of Texas

Vote For 1

	TOTAL	VOTE %	
For	345	77.53%	
Against	100	22.47%	
Total Votes Cast	445	100.00%	
Overvotes	0		
Undervotes	2		
Contest Totals	447		

### Proposition 9 – State of Texas

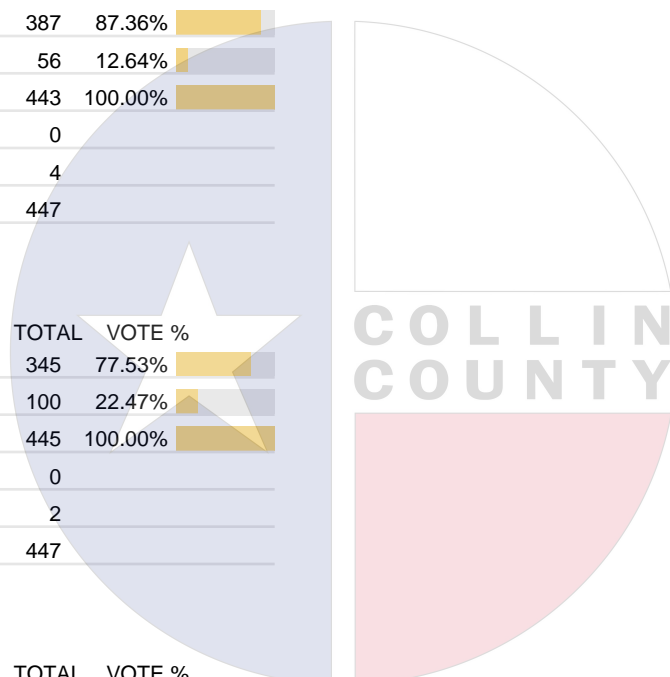
Vote For 1

	TOTAL	VOTE %	
For	332	75.11%	
Against	110	24.89%	
Total Votes Cast	442	100.00%	
Overvotes	0		
Undervotes	5		
Contest Totals	447		

### Proposition 10 – State of Texas

Vote For 1

	TOTAL	VOTE %	
For	389	87.81%	
Against	54	12.19%	
Total Votes Cast	443	100.00%	
Overvotes	0		
Undervotes	4		
Contest Totals	447		



## PCT 075

### Proposition 11 – State of Texas

Vote For 1

	TOTAL	VOTE %	
For	355	79.96%	
Against	89	20.04%	
Total Votes Cast	444	100.00%	
Overvotes	0		
Undervotes	3		
Contest Totals	447		

### Proposition 12 – State of Texas

Vote For 1

	TOTAL	VOTE %	
For	256	58.85%	
Against	179	41.15%	
Total Votes Cast	435	100.00%	
Overvotes	0		
Undervotes	12		
Contest Totals	447		

### Proposition 13 – State of Texas

Vote For 1

	TOTAL	VOTE %	
For	384	86.29%	
Against	61	13.71%	
Total Votes Cast	445	100.00%	
Overvotes	0		
Undervotes	2		
Contest Totals	447		

### Proposition 14 – State of Texas

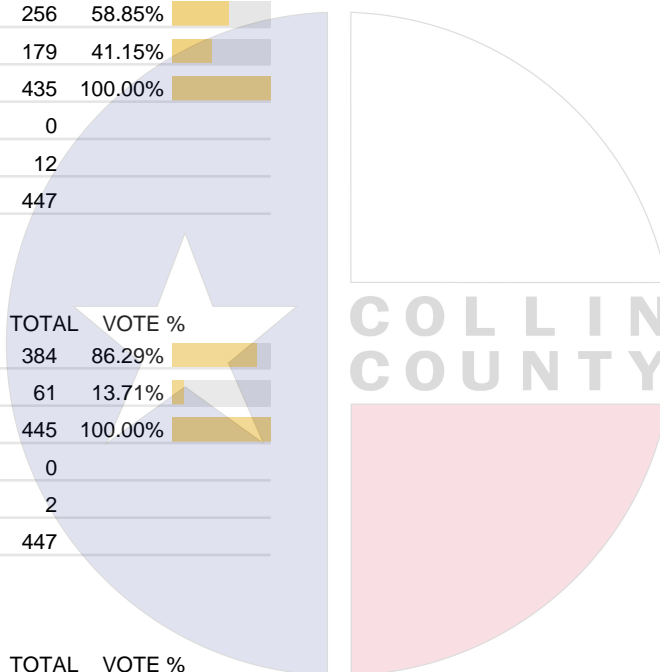
Vote For 1

	TOTAL	VOTE %	
For	300	68.03%	
Against	141	31.97%	
Total Votes Cast	441	100.00%	
Overvotes	0		
Undervotes	6		
Contest Totals	447		

### Proposition 15 – State of Texas

Vote For 1

	TOTAL	VOTE %	
For	286	64.56%	
Against	157	35.44%	
Total Votes Cast	443	100.00%	
Overvotes	0		
Undervotes	4		
Contest Totals	447		



Collin County Seal  
 Watermark Seal for Collin County.  
 Collin County Government

## PCT 075

### Proposition 16 – State of Texas

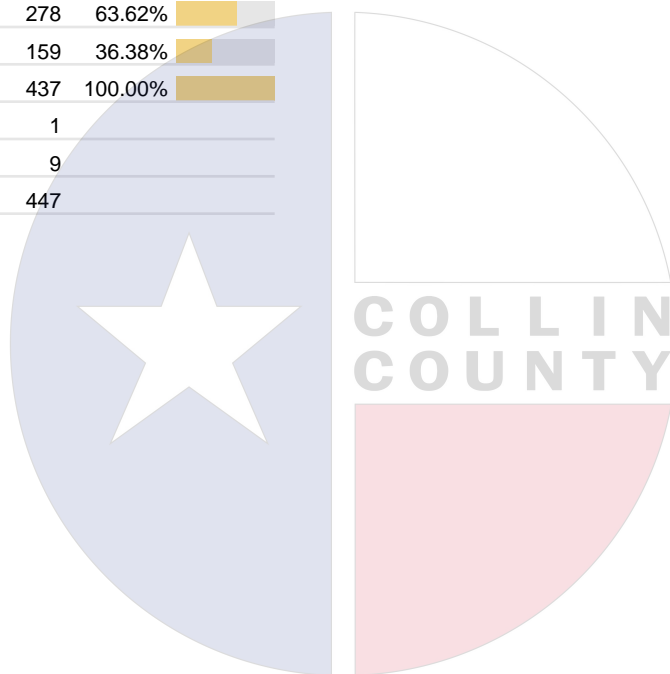
Vote For 1

	TOTAL	VOTE %	
For	312	70.11%	
Against	133	29.89%	
Total Votes Cast	445	100.00%	
Overvotes	0		
Undervotes	2		
Contest Totals	447		

### Proposition 17 – State of Texas

Vote For 1

	TOTAL	VOTE %	
For	278	63.62%	
Against	159	36.38%	
Total Votes Cast	437	100.00%	
Overvotes	1		
Undervotes	9		
Contest Totals	447		



Collin County Seal  
 Watermark Seal for Collin County.  
 Collin County Government

## PCT 076

### Proposition 1 – State of Texas

Vote For 1

	TOTAL	VOTE %	
For	486	72.43%	
Against	185	27.57%	
Total Votes Cast	671	100.00%	
Overvotes	1		
Undervotes	3		
Contest Totals	675		

### Proposition 2 – State of Texas

Vote For 1

	TOTAL	VOTE %	
For	446	66.27%	
Against	227	33.73%	
Total Votes Cast	673	100.00%	
Overvotes	0		
Undervotes	2		
Contest Totals	675		

### Proposition 3 – State of Texas

Vote For 1

	TOTAL	VOTE %	
For	377	56.18%	
Against	294	43.82%	
Total Votes Cast	671	100.00%	
Overvotes	0		
Undervotes	4		
Contest Totals	675		

### Proposition 4 – State of Texas

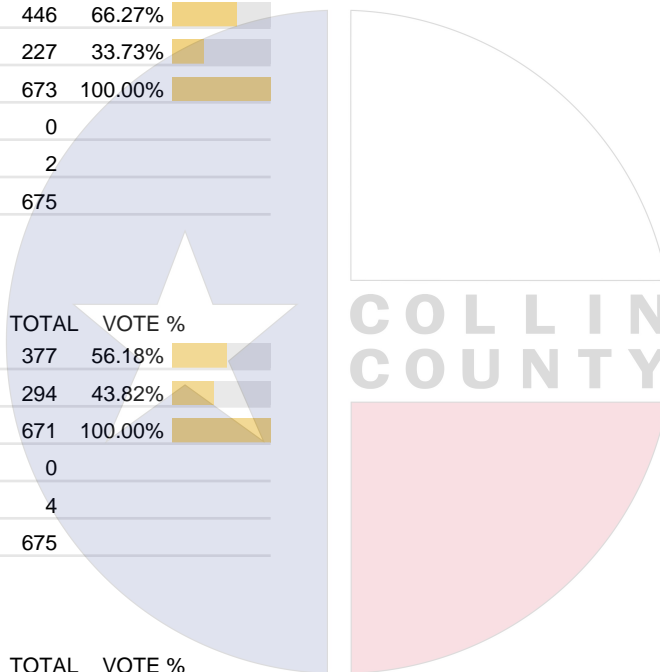
Vote For 1

	TOTAL	VOTE %	
For	487	73.68%	
Against	174	26.32%	
Total Votes Cast	661	100.00%	
Overvotes	2		
Undervotes	12		
Contest Totals	675		

### Proposition 5 – State of Texas

Vote For 1

	TOTAL	VOTE %	
For	466	69.55%	
Against	204	30.45%	
Total Votes Cast	670	100.00%	
Overvotes	0		
Undervotes	5		
Contest Totals	675		



Collin County Seal  
 Watermark Seal for Collin County.  
 Collin County Government

## PCT 076

### Proposition 6 – State of Texas

Vote For 1

	TOTAL	VOTE %	
For	383	57.51%	
Against	283	42.49%	
Total Votes Cast	666	100.00%	
Overvotes	0		
Undervotes	9		
Contest Totals	675		

### Proposition 7 – State of Texas

Vote For 1

	TOTAL	VOTE %	
For	598	88.86%	
Against	75	11.14%	
Total Votes Cast	673	100.00%	
Overvotes	1		
Undervotes	1		
Contest Totals	675		

### Proposition 8 – State of Texas

Vote For 1

	TOTAL	VOTE %	
For	473	70.39%	
Against	199	29.61%	
Total Votes Cast	672	100.00%	
Overvotes	0		
Undervotes	3		
Contest Totals	675		

### Proposition 9 – State of Texas

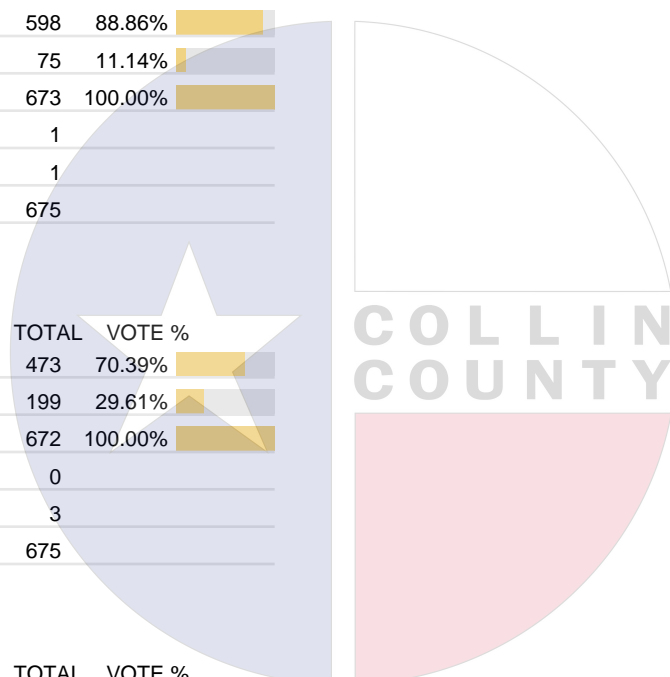
Vote For 1

	TOTAL	VOTE %	
For	477	72.38%	
Against	182	27.62%	
Total Votes Cast	659	100.00%	
Overvotes	1		
Undervotes	15		
Contest Totals	675		

### Proposition 10 – State of Texas

Vote For 1

	TOTAL	VOTE %	
For	599	89.67%	
Against	69	10.33%	
Total Votes Cast	668	100.00%	
Overvotes	1		
Undervotes	6		
Contest Totals	675		



Collin County Seal  
 Watermark Seal for Collin County.  
 Collin County Government

## PCT 076

### Proposition 11 – State of Texas

Vote For 1

	TOTAL	VOTE %	
For	520	77.50%	
Against	151	22.50%	
Total Votes Cast	671	100.00%	
Overvotes	0		
Undervotes	4		
Contest Totals	675		

### Proposition 12 – State of Texas

Vote For 1

	TOTAL	VOTE %	
For	390	58.47%	
Against	277	41.53%	
Total Votes Cast	667	100.00%	
Overvotes	0		
Undervotes	8		
Contest Totals	675		

### Proposition 13 – State of Texas

Vote For 1

	TOTAL	VOTE %	
For	587	87.48%	
Against	84	12.52%	
Total Votes Cast	671	100.00%	
Overvotes	1		
Undervotes	3		
Contest Totals	675		

### Proposition 14 – State of Texas

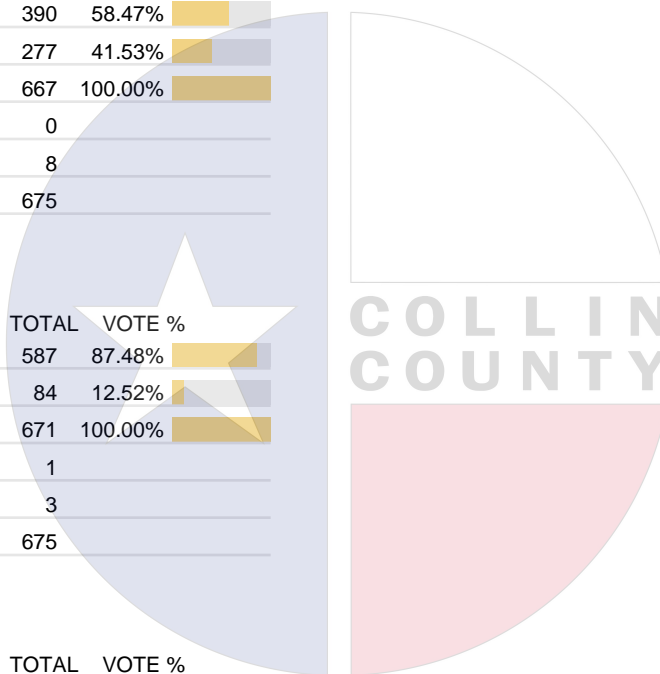
Vote For 1

	TOTAL	VOTE %	
For	469	70.31%	
Against	198	29.69%	
Total Votes Cast	667	100.00%	
Overvotes	1		
Undervotes	7		
Contest Totals	675		

### Proposition 15 – State of Texas

Vote For 1

	TOTAL	VOTE %	
For	427	63.64%	
Against	244	36.36%	
Total Votes Cast	671	100.00%	
Overvotes	0		
Undervotes	4		
Contest Totals	675		



Collin County Seal  
 Watermark Seal for Collin County.  
 Collin County Government

### PCT 076

#### Proposition 16 – State of Texas

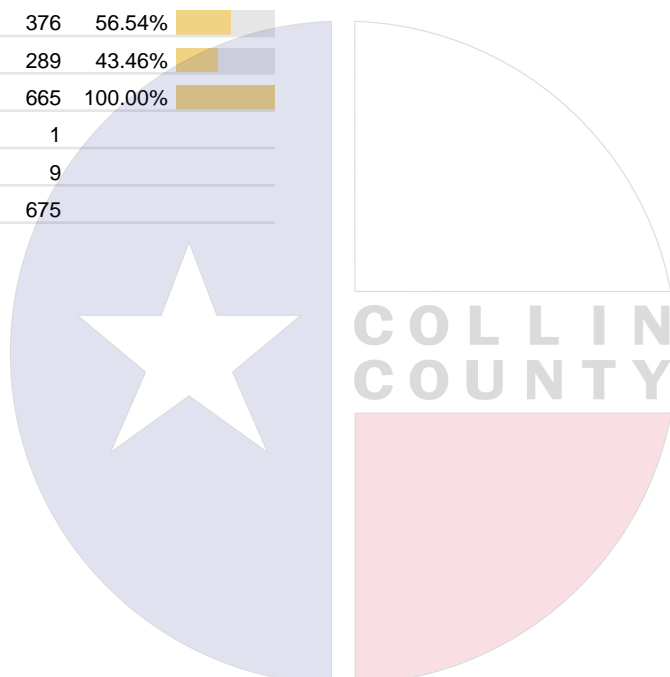
Vote For 1

	TOTAL	VOTE %	
For	455	67.61%	
Against	218	32.39%	
Total Votes Cast	673	100.00%	
Overvotes	0		
Undervotes	2		
Contest Totals	675		

#### Proposition 17 – State of Texas

Vote For 1

	TOTAL	VOTE %	
For	376	56.54%	
Against	289	43.46%	
Total Votes Cast	665	100.00%	
Overvotes	1		
Undervotes	9		
Contest Totals	675		



Collin County Seal  
 Watermark Seal for Collin County.  
 Collin County Government

## PCT 077

### Proposition 1 – State of Texas

Vote For 1

	TOTAL	VOTE %	
For	453	75.12%	
Against	150	24.88%	
Total Votes Cast	603	100.00%	
Overvotes	1		
Undervotes	7		
Contest Totals	611		

### Proposition 2 – State of Texas

Vote For 1

	TOTAL	VOTE %	
For	347	57.07%	
Against	261	42.93%	
Total Votes Cast	608	100.00%	
Overvotes	0		
Undervotes	3		
Contest Totals	611		

### Proposition 3 – State of Texas

Vote For 1

	TOTAL	VOTE %	
For	299	49.26%	
Against	308	50.74%	
Total Votes Cast	607	100.00%	
Overvotes	0		
Undervotes	4		
Contest Totals	611		

### Proposition 4 – State of Texas

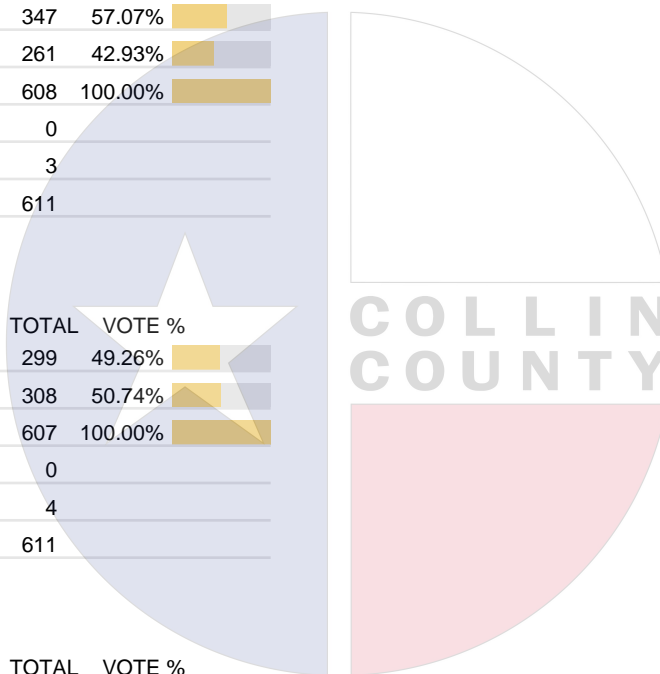
Vote For 1

	TOTAL	VOTE %	
For	470	77.94%	
Against	133	22.06%	
Total Votes Cast	603	100.00%	
Overvotes	2		
Undervotes	6		
Contest Totals	611		

### Proposition 5 – State of Texas

Vote For 1

	TOTAL	VOTE %	
For	387	64.29%	
Against	215	35.71%	
Total Votes Cast	602	100.00%	
Overvotes	0		
Undervotes	9		
Contest Totals	611		



Collin County Seal  
 Watermark Seal for Collin County,  
 Collin County Government

## PCT 077

### Proposition 6 – State of Texas

Vote For 1

	TOTAL	VOTE %	
For	284	46.79%	
Against	323	53.21%	
Total Votes Cast	607	100.00%	
Overvotes	0		
Undervotes	4		
Contest Totals	611		

### Proposition 7 – State of Texas

Vote For 1

	TOTAL	VOTE %	
For	536	88.01%	
Against	73	11.99%	
Total Votes Cast	609	100.00%	
Overvotes	0		
Undervotes	2		
Contest Totals	611		

### Proposition 8 – State of Texas

Vote For 1

	TOTAL	VOTE %	
For	375	61.78%	
Against	232	38.22%	
Total Votes Cast	607	100.00%	
Overvotes	0		
Undervotes	4		
Contest Totals	611		

### Proposition 9 – State of Texas

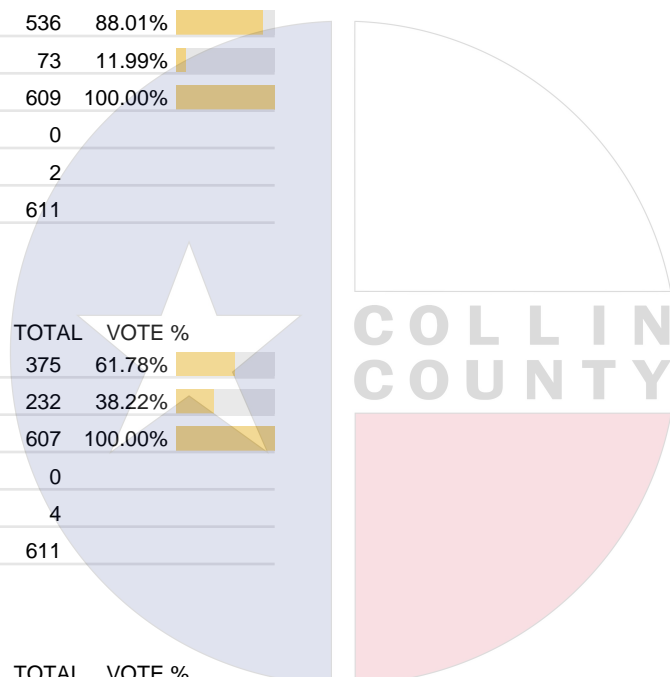
Vote For 1

	TOTAL	VOTE %	
For	396	65.67%	
Against	207	34.33%	
Total Votes Cast	603	100.00%	
Overvotes	0		
Undervotes	8		
Contest Totals	611		

### Proposition 10 – State of Texas

Vote For 1

	TOTAL	VOTE %	
For	540	88.82%	
Against	68	11.18%	
Total Votes Cast	608	100.00%	
Overvotes	0		
Undervotes	3		
Contest Totals	611		



Collin County Seal  
 Watermark Seal for Collin County.  
 Collin County Government

**PCT 077**

**Proposition 11 – State of Texas**

Vote For 1

	TOTAL	VOTE %	
For	481	79.37%	
Against	125	20.63%	
Total Votes Cast	606	100.00%	
Overvotes	0		
Undervotes	5		
Contest Totals	611		

**Proposition 12 – State of Texas**

Vote For 1

	TOTAL	VOTE %	
For	308	51.25%	
Against	293	48.75%	
Total Votes Cast	601	100.00%	
Overvotes	2		
Undervotes	8		
Contest Totals	611		

**Proposition 13 – State of Texas**

Vote For 1

	TOTAL	VOTE %	
For	507	83.39%	
Against	101	16.61%	
Total Votes Cast	608	100.00%	
Overvotes	0		
Undervotes	3		
Contest Totals	611		

**Proposition 14 – State of Texas**

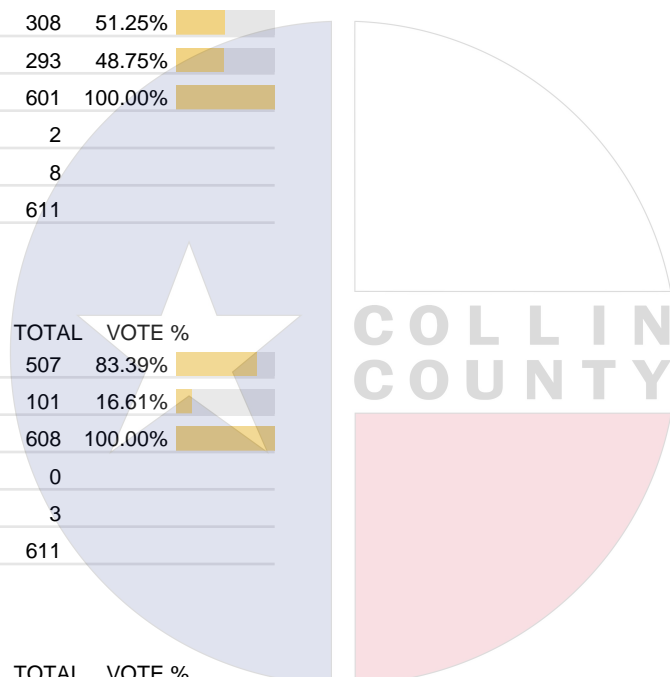
Vote For 1

	TOTAL	VOTE %	
For	433	71.81%	
Against	170	28.19%	
Total Votes Cast	603	100.00%	
Overvotes	0		
Undervotes	8		
Contest Totals	611		

**Proposition 15 – State of Texas**

Vote For 1

	TOTAL	VOTE %	
For	335	55.56%	
Against	268	44.44%	
Total Votes Cast	603	100.00%	
Overvotes	0		
Undervotes	8		
Contest Totals	611		



Collin County Seal  
 Watermark Seal for Collin County.  
 Collin County Government

**PCT 077**

**Proposition 16 – State of Texas**

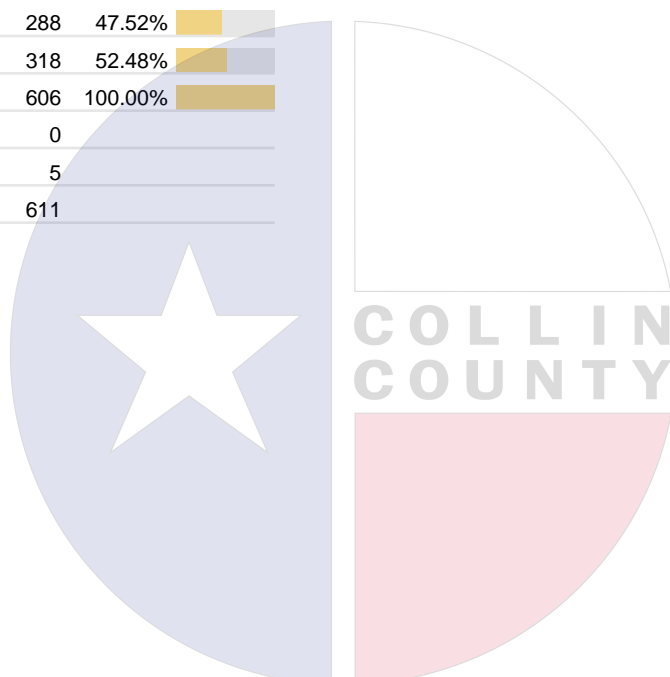
Vote For 1

	TOTAL	VOTE %	
For	358	59.08%	
Against	248	40.92%	
Total Votes Cast	606	100.00%	
Overvotes	0		
Undervotes	5		
Contest Totals	611		

**Proposition 17 – State of Texas**

Vote For 1

	TOTAL	VOTE %	
For	288	47.52%	
Against	318	52.48%	
Total Votes Cast	606	100.00%	
Overvotes	0		
Undervotes	5		
Contest Totals	611		



Collin County Seal  
 Watermark Seal for Collin County.  
 Collin County Government

## PCT 078

### Proposition 1 – State of Texas

Vote For 1

	TOTAL	VOTE %	
For	504	72.00%	
Against	196	28.00%	
Total Votes Cast	700	100.00%	
Overvotes	1		
Undervotes	3		
Contest Totals	704		

### Proposition 2 – State of Texas

Vote For 1

	TOTAL	VOTE %	
For	347	49.43%	
Against	355	50.57%	
Total Votes Cast	702	100.00%	
Overvotes	0		
Undervotes	2		
Contest Totals	704		

### Proposition 3 – State of Texas

Vote For 1

	TOTAL	VOTE %	
For	305	43.51%	
Against	396	56.49%	
Total Votes Cast	701	100.00%	
Overvotes	0		
Undervotes	3		
Contest Totals	704		

### Proposition 4 – State of Texas

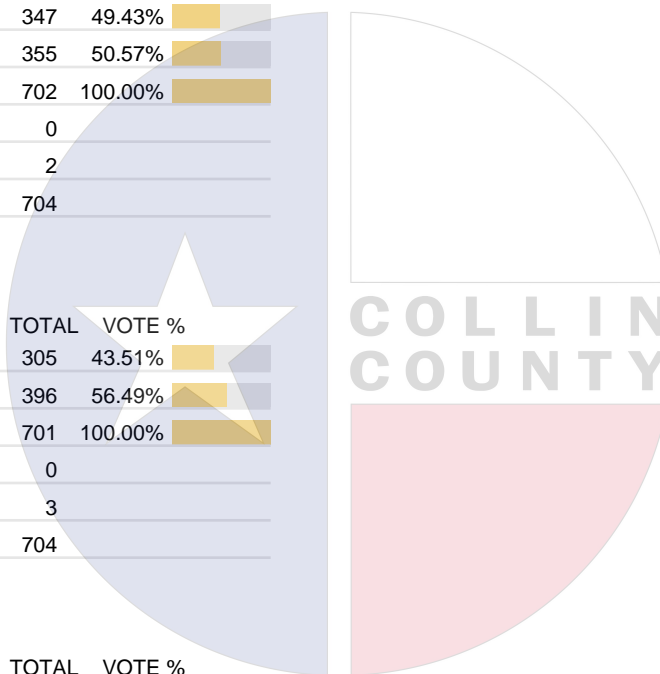
Vote For 1

	TOTAL	VOTE %	
For	507	72.74%	
Against	190	27.26%	
Total Votes Cast	697	100.00%	
Overvotes	1		
Undervotes	6		
Contest Totals	704		

### Proposition 5 – State of Texas

Vote For 1

	TOTAL	VOTE %	
For	384	55.33%	
Against	310	44.67%	
Total Votes Cast	694	100.00%	
Overvotes	0		
Undervotes	10		
Contest Totals	704		



Collin County Seal  
 Watermark Seal for Collin County.  
 Collin County Government

## PCT 078

### Proposition 6 – State of Texas

Vote For 1

	TOTAL	VOTE %	
For	285	40.89%	
Against	412	59.11%	
Total Votes Cast	697	100.00%	
Overvotes	0		
Undervotes	7		
Contest Totals	704		

### Proposition 7 – State of Texas

Vote For 1

	TOTAL	VOTE %	
For	589	83.90%	
Against	113	16.10%	
Total Votes Cast	702	100.00%	
Overvotes	0		
Undervotes	2		
Contest Totals	704		

### Proposition 8 – State of Texas

Vote For 1

	TOTAL	VOTE %	
For	394	55.97%	
Against	310	44.03%	
Total Votes Cast	704	100.00%	
Overvotes	0		
Undervotes	0		
Contest Totals	704		

### Proposition 9 – State of Texas

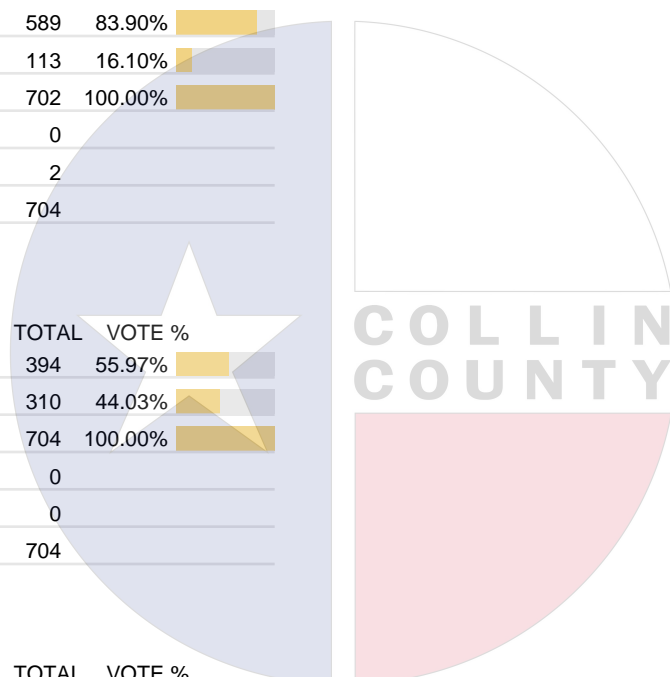
Vote For 1

	TOTAL	VOTE %	
For	395	57.00%	
Against	298	43.00%	
Total Votes Cast	693	100.00%	
Overvotes	0		
Undervotes	11		
Contest Totals	704		

### Proposition 10 – State of Texas

Vote For 1

	TOTAL	VOTE %	
For	580	82.86%	
Against	120	17.14%	
Total Votes Cast	700	100.00%	
Overvotes	0		
Undervotes	4		
Contest Totals	704		



Collin County Seal  
 Watermark Seal for Collin County.  
 Collin County Government

## PCT 078

### Proposition 11 – State of Texas

Vote For 1

	TOTAL	VOTE %	
For	488	69.71%	
Against	212	30.29%	
Total Votes Cast	700	100.00%	
Overvotes	0		
Undervotes	4		
Contest Totals	704		

### Proposition 12 – State of Texas

Vote For 1

	TOTAL	VOTE %	
For	282	40.46%	
Against	415	59.54%	
Total Votes Cast	697	100.00%	
Overvotes	0		
Undervotes	7		
Contest Totals	704		

### Proposition 13 – State of Texas

Vote For 1

	TOTAL	VOTE %	
For	486	69.33%	
Against	215	30.67%	
Total Votes Cast	701	100.00%	
Overvotes	1		
Undervotes	2		
Contest Totals	704		

### Proposition 14 – State of Texas

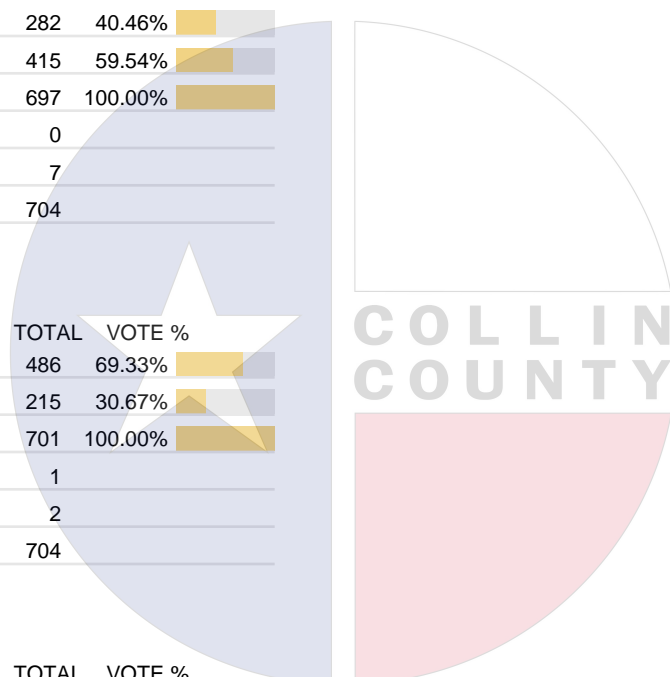
Vote For 1

	TOTAL	VOTE %	
For	487	69.67%	
Against	212	30.33%	
Total Votes Cast	699	100.00%	
Overvotes	0		
Undervotes	5		
Contest Totals	704		

### Proposition 15 – State of Texas

Vote For 1

	TOTAL	VOTE %	
For	335	48.06%	
Against	362	51.94%	
Total Votes Cast	697	100.00%	
Overvotes	0		
Undervotes	7		
Contest Totals	704		



Collin County Seal  
 Watermark Seal for Collin County.  
 Collin County Government

**PCT 078**

**Proposition 16 – State of Texas**

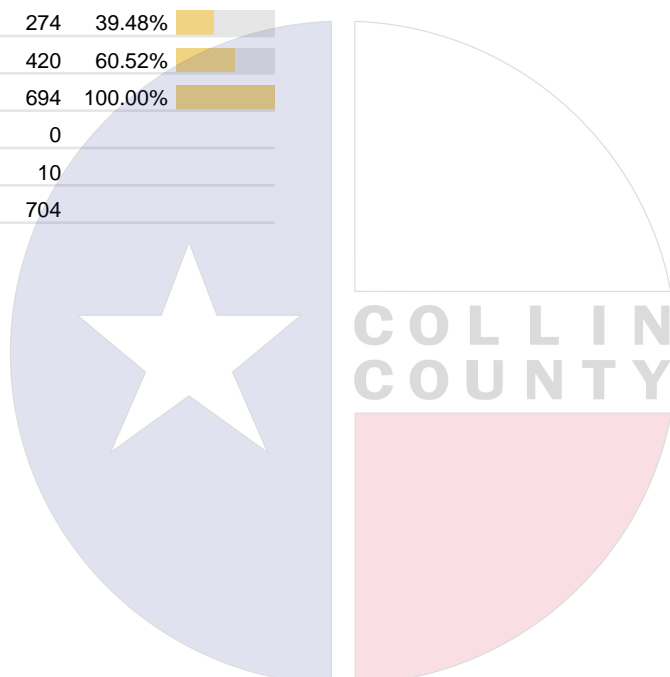
Vote For 1

	TOTAL	VOTE %	
For	336	48.35%	
Against	359	51.65%	
Total Votes Cast	695	100.00%	
Overvotes	0		
Undervotes	9		
Contest Totals	704		

**Proposition 17 – State of Texas**

Vote For 1

	TOTAL	VOTE %	
For	274	39.48%	
Against	420	60.52%	
Total Votes Cast	694	100.00%	
Overvotes	0		
Undervotes	10		
Contest Totals	704		



Collin County Seal  
 Watermark Seal for Collin County.  
 Collin County Government

## PCT 079

### Proposition 1 – State of Texas

Vote For 1

	TOTAL	VOTE %	
For	284	72.82%	
Against	106	27.18%	
Total Votes Cast	390	100.00%	
Overvotes	0		
Undervotes	5		
Contest Totals	395		

### Proposition 2 – State of Texas

Vote For 1

	TOTAL	VOTE %	
For	239	60.66%	
Against	155	39.34%	
Total Votes Cast	394	100.00%	
Overvotes	0		
Undervotes	1		
Contest Totals	395		

### Proposition 3 – State of Texas

Vote For 1

	TOTAL	VOTE %	
For	199	50.64%	
Against	194	49.36%	
Total Votes Cast	393	100.00%	
Overvotes	0		
Undervotes	2		
Contest Totals	395		

### Proposition 4 – State of Texas

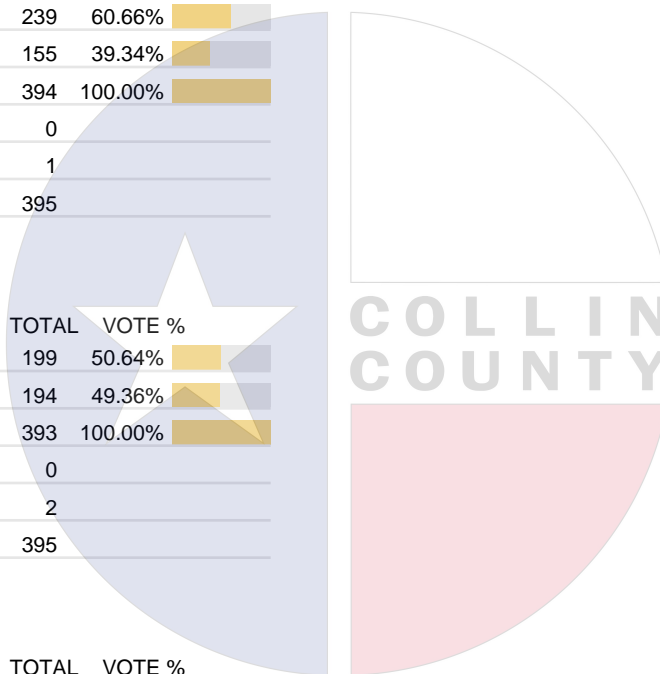
Vote For 1

	TOTAL	VOTE %	
For	301	76.79%	
Against	91	23.21%	
Total Votes Cast	392	100.00%	
Overvotes	0		
Undervotes	3		
Contest Totals	395		

### Proposition 5 – State of Texas

Vote For 1

	TOTAL	VOTE %	
For	258	67.19%	
Against	126	32.81%	
Total Votes Cast	384	100.00%	
Overvotes	0		
Undervotes	11		
Contest Totals	395		



Collin County Seal  
 Watermark Seal for Collin County.  
 Collin County Government

## PCT 079

### Proposition 6 – State of Texas

Vote For 1

	TOTAL	VOTE %	
For	205	52.97%	
Against	182	47.03%	
Total Votes Cast	387	100.00%	
Overvotes	0		
Undervotes	8		
Contest Totals	395		

### Proposition 7 – State of Texas

Vote For 1

	TOTAL	VOTE %	
For	334	85.86%	
Against	55	14.14%	
Total Votes Cast	389	100.00%	
Overvotes	0		
Undervotes	6		
Contest Totals	395		

### Proposition 8 – State of Texas

Vote For 1

	TOTAL	VOTE %	
For	263	67.09%	
Against	129	32.91%	
Total Votes Cast	392	100.00%	
Overvotes	0		
Undervotes	3		
Contest Totals	395		

### Proposition 9 – State of Texas

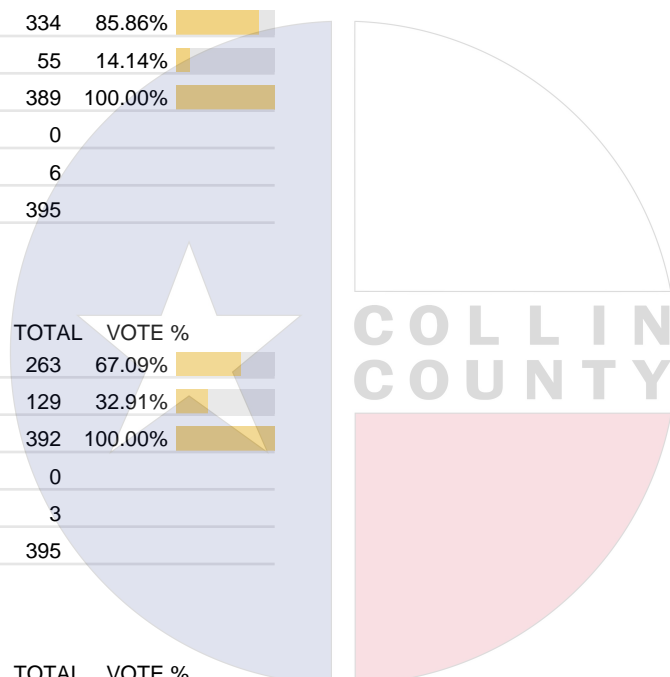
Vote For 1

	TOTAL	VOTE %	
For	276	71.13%	
Against	112	28.87%	
Total Votes Cast	388	100.00%	
Overvotes	0		
Undervotes	7		
Contest Totals	395		

### Proposition 10 – State of Texas

Vote For 1

	TOTAL	VOTE %	
For	334	85.64%	
Against	56	14.36%	
Total Votes Cast	390	100.00%	
Overvotes	0		
Undervotes	5		
Contest Totals	395		



Collin County Seal  
 Watermark Seal for Collin County.  
 Collin County Government

### PCT 079

#### Proposition 11 – State of Texas

Vote For 1

	TOTAL	VOTE %	
For	299	76.47%	
Against	92	23.53%	
Total Votes Cast	391	100.00%	
Overvotes	0		
Undervotes	4		
Contest Totals	395		

#### Proposition 12 – State of Texas

Vote For 1

	TOTAL	VOTE %	
For	208	53.75%	
Against	179	46.25%	
Total Votes Cast	387	100.00%	
Overvotes	0		
Undervotes	8		
Contest Totals	395		

#### Proposition 13 – State of Texas

Vote For 1

	TOTAL	VOTE %	
For	324	82.86%	
Against	67	17.14%	
Total Votes Cast	391	100.00%	
Overvotes	0		
Undervotes	4		
Contest Totals	395		

#### Proposition 14 – State of Texas

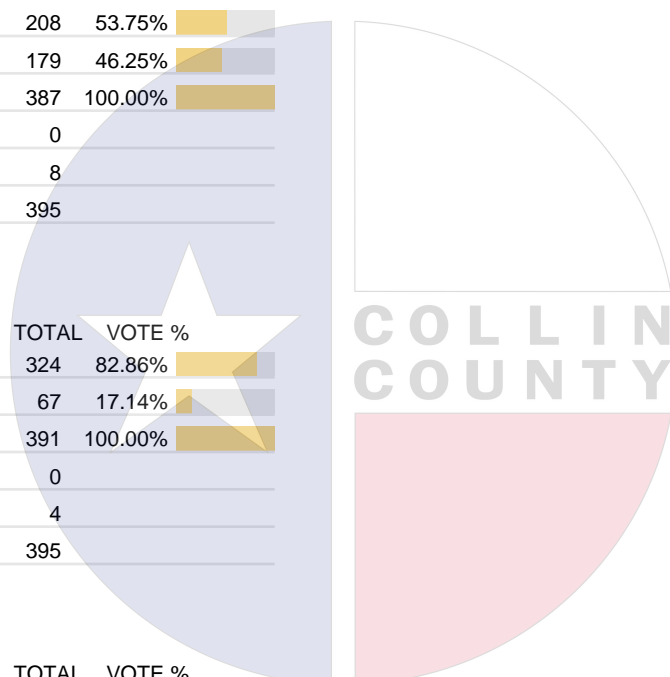
Vote For 1

	TOTAL	VOTE %	
For	280	71.43%	
Against	112	28.57%	
Total Votes Cast	392	100.00%	
Overvotes	0		
Undervotes	3		
Contest Totals	395		

#### Proposition 15 – State of Texas

Vote For 1

	TOTAL	VOTE %	
For	220	56.56%	
Against	169	43.44%	
Total Votes Cast	389	100.00%	
Overvotes	1		
Undervotes	5		
Contest Totals	395		



Collin County Seal  
 Watermark Seal for Collin County.  
 Collin County Government

**PCT 079**

**Proposition 16 – State of Texas**

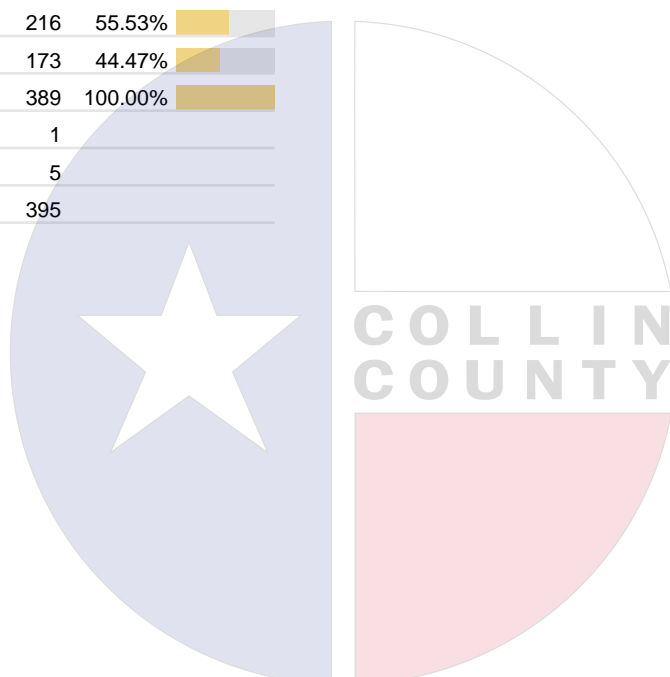
Vote For 1

	TOTAL	VOTE %	
For	227	57.91%	
Against	165	42.09%	
Total Votes Cast	392	100.00%	
Overvotes	0		
Undervotes	3		
Contest Totals	395		

**Proposition 17 – State of Texas**

Vote For 1

	TOTAL	VOTE %	
For	216	55.53%	
Against	173	44.47%	
Total Votes Cast	389	100.00%	
Overvotes	1		
Undervotes	5		
Contest Totals	395		



Collin County Seal  
 Watermark Seal for Collin County.  
 Collin County Government

**PCT 080**

**Proposition 1 – State of Texas**

Vote For 1

	TOTAL	VOTE %	
For	406	67.67%	
Against	194	32.33%	
Total Votes Cast	600	100.00%	
Overvotes	0		
Undervotes	2		
Contest Totals	602		

**Proposition 2 – State of Texas**

Vote For 1

	TOTAL	VOTE %	
For	385	64.17%	
Against	215	35.83%	
Total Votes Cast	600	100.00%	
Overvotes	0		
Undervotes	2		
Contest Totals	602		

**Proposition 3 – State of Texas**

Vote For 1

	TOTAL	VOTE %	
For	329	55.11%	
Against	268	44.89%	
Total Votes Cast	597	100.00%	
Overvotes	1		
Undervotes	4		
Contest Totals	602		

**Proposition 4 – State of Texas**

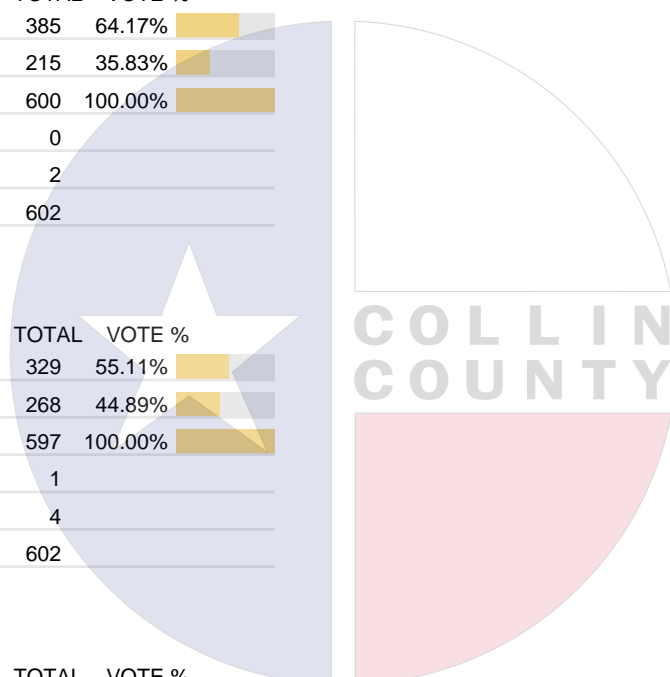
Vote For 1

	TOTAL	VOTE %	
For	427	71.40%	
Against	171	28.60%	
Total Votes Cast	598	100.00%	
Overvotes	0		
Undervotes	4		
Contest Totals	602		

**Proposition 5 – State of Texas**

Vote For 1

	TOTAL	VOTE %	
For	399	67.06%	
Against	196	32.94%	
Total Votes Cast	595	100.00%	
Overvotes	0		
Undervotes	7		
Contest Totals	602		



Collin County Seal  
 Watermark Seal for Collin County.  
 Collin County Government

## PCT 080

### Proposition 6 – State of Texas

Vote For 1

	TOTAL	VOTE %	
For	307	51.86%	
Against	285	48.14%	
Total Votes Cast	592	100.00%	
Overvotes	0		
Undervotes	10		
Contest Totals	602		

### Proposition 7 – State of Texas

Vote For 1

	TOTAL	VOTE %	
For	524	87.77%	
Against	73	12.23%	
Total Votes Cast	597	100.00%	
Overvotes	0		
Undervotes	5		
Contest Totals	602		

### Proposition 8 – State of Texas

Vote For 1

	TOTAL	VOTE %	
For	420	70.23%	
Against	178	29.77%	
Total Votes Cast	598	100.00%	
Overvotes	0		
Undervotes	4		
Contest Totals	602		

### Proposition 9 – State of Texas

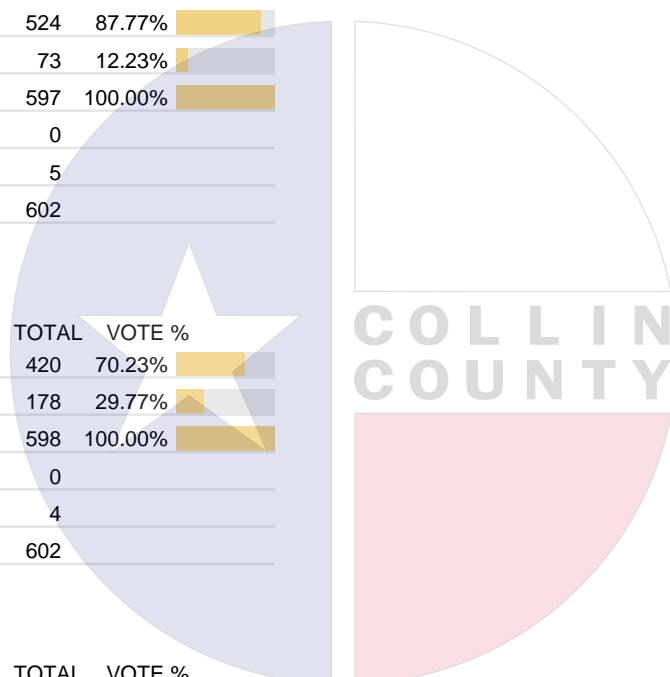
Vote For 1

	TOTAL	VOTE %	
For	398	67.00%	
Against	196	33.00%	
Total Votes Cast	594	100.00%	
Overvotes	0		
Undervotes	8		
Contest Totals	602		

### Proposition 10 – State of Texas

Vote For 1

	TOTAL	VOTE %	
For	533	89.28%	
Against	64	10.72%	
Total Votes Cast	597	100.00%	
Overvotes	0		
Undervotes	5		
Contest Totals	602		



Collin County Seal  
 Watermark Seal for Collin County.  
 Collin County Government

## PCT 080

### Proposition 11 – State of Texas

Vote For 1

	TOTAL	VOTE %	
For	474	78.87%	
Against	127	21.13%	
Total Votes Cast	601	100.00%	
Overvotes	0		
Undervotes	1		
Contest Totals	602		

### Proposition 12 – State of Texas

Vote For 1

	TOTAL	VOTE %	
For	335	56.30%	
Against	260	43.70%	
Total Votes Cast	595	100.00%	
Overvotes	0		
Undervotes	7		
Contest Totals	602		

### Proposition 13 – State of Texas

Vote For 1

	TOTAL	VOTE %	
For	485	80.83%	
Against	115	19.17%	
Total Votes Cast	600	100.00%	
Overvotes	1		
Undervotes	1		
Contest Totals	602		

### Proposition 14 – State of Texas

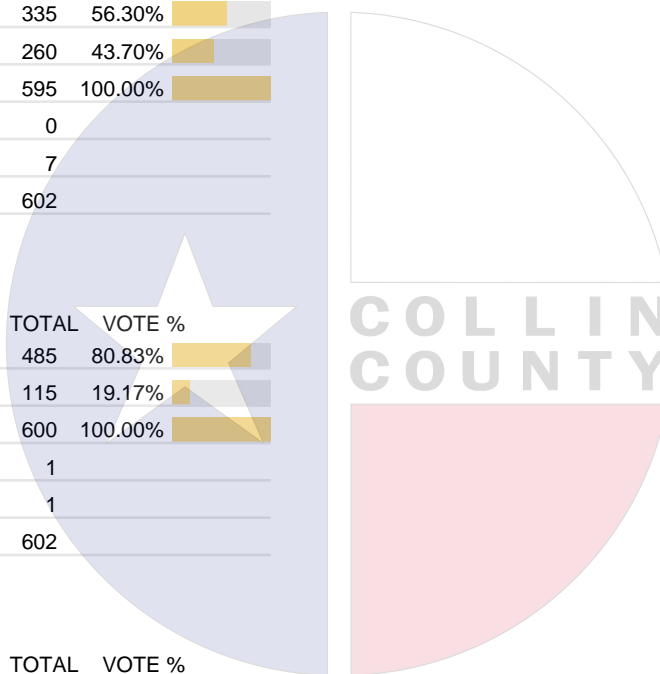
Vote For 1

	TOTAL	VOTE %	
For	408	68.11%	
Against	191	31.89%	
Total Votes Cast	599	100.00%	
Overvotes	0		
Undervotes	3		
Contest Totals	602		

### Proposition 15 – State of Texas

Vote For 1

	TOTAL	VOTE %	
For	391	65.06%	
Against	210	34.94%	
Total Votes Cast	601	100.00%	
Overvotes	0		
Undervotes	1		
Contest Totals	602		



Collin County Seal  
 Watermark Seal for Collin County.  
 Collin County Government

**PCT 080**

**Proposition 16 – State of Texas**

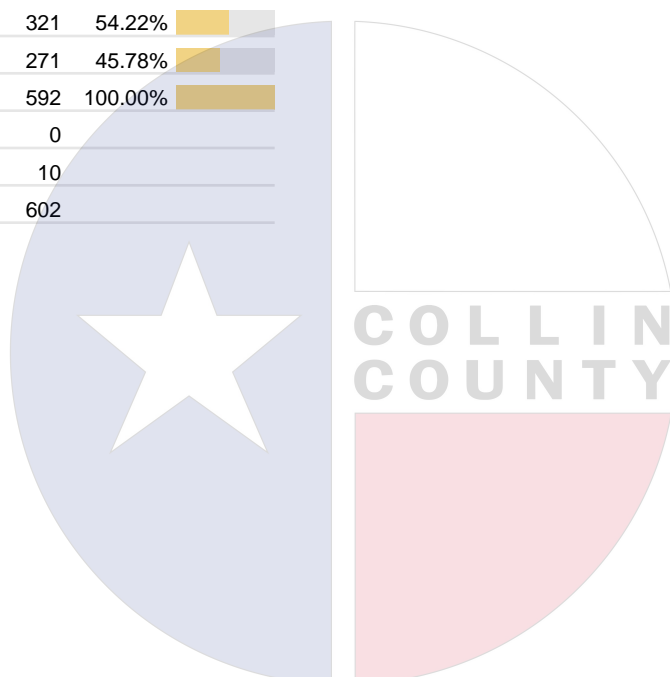
Vote For 1

	TOTAL	VOTE %	
For	404	67.67%	
Against	193	32.33%	
Total Votes Cast	597	100.00%	
Overvotes	1		
Undervotes	4		
Contest Totals	602		

**Proposition 17 – State of Texas**

Vote For 1

	TOTAL	VOTE %	
For	321	54.22%	
Against	271	45.78%	
Total Votes Cast	592	100.00%	
Overvotes	0		
Undervotes	10		
Contest Totals	602		



Collin County Seal  
 Watermark Seal for Collin County.  
 Collin County Government

## PCT 081

### Proposition 1 – State of Texas

Vote For 1

	TOTAL	VOTE %	
For	384	77.11%	
Against	114	22.89%	
Total Votes Cast	498	100.00%	
Overvotes	0		
Undervotes	5		
Contest Totals	503		

### Proposition 2 – State of Texas

Vote For 1

	TOTAL	VOTE %	
For	283	56.26%	
Against	220	43.74%	
Total Votes Cast	503	100.00%	
Overvotes	0		
Undervotes	0		
Contest Totals	503		

### Proposition 3 – State of Texas

Vote For 1

	TOTAL	VOTE %	
For	247	49.40%	
Against	253	50.60%	
Total Votes Cast	500	100.00%	
Overvotes	0		
Undervotes	3		
Contest Totals	503		

### Proposition 4 – State of Texas

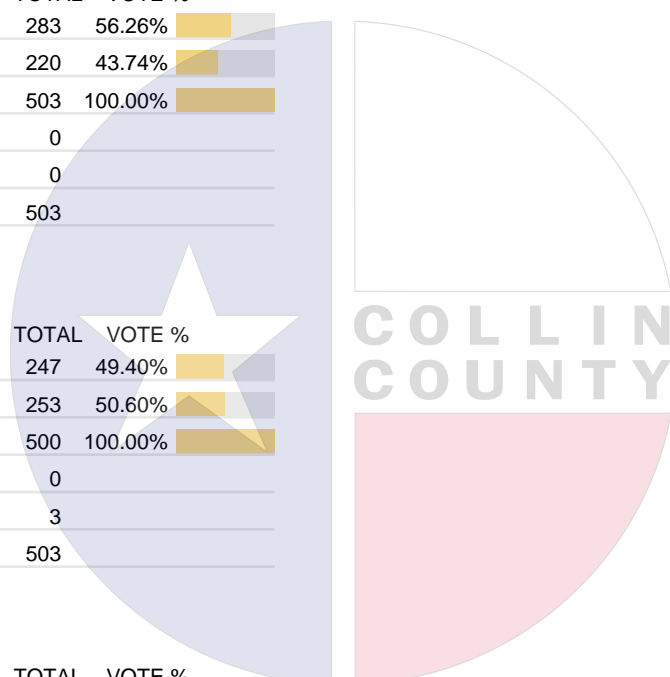
Vote For 1

	TOTAL	VOTE %	
For	383	76.60%	
Against	117	23.40%	
Total Votes Cast	500	100.00%	
Overvotes	0		
Undervotes	3		
Contest Totals	503		

### Proposition 5 – State of Texas

Vote For 1

	TOTAL	VOTE %	
For	326	65.86%	
Against	169	34.14%	
Total Votes Cast	495	100.00%	
Overvotes	0		
Undervotes	8		
Contest Totals	503		



Collin County Seal  
 Watermark Seal for Collin County.  
 Collin County Government

**PCT 081**

**Proposition 6 – State of Texas**

Vote For 1

	TOTAL	VOTE %	
For	227	45.77%	
Against	269	54.23%	
Total Votes Cast	496	100.00%	
Overvotes	1		
Undervotes	6		
Contest Totals	503		

**Proposition 7 – State of Texas**

Vote For 1

	TOTAL	VOTE %	
For	436	87.20%	
Against	64	12.80%	
Total Votes Cast	500	100.00%	
Overvotes	1		
Undervotes	2		
Contest Totals	503		

**Proposition 8 – State of Texas**

Vote For 1

	TOTAL	VOTE %	
For	322	64.02%	
Against	181	35.98%	
Total Votes Cast	503	100.00%	
Overvotes	0		
Undervotes	0		
Contest Totals	503		

**Proposition 9 – State of Texas**

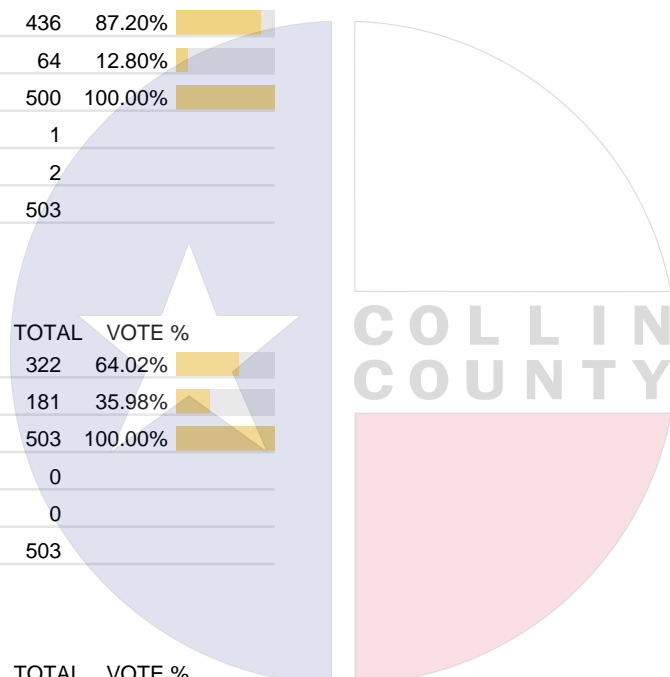
Vote For 1

	TOTAL	VOTE %	
For	308	62.10%	
Against	188	37.90%	
Total Votes Cast	496	100.00%	
Overvotes	0		
Undervotes	7		
Contest Totals	503		

**Proposition 10 – State of Texas**

Vote For 1

	TOTAL	VOTE %	
For	429	86.32%	
Against	68	13.68%	
Total Votes Cast	497	100.00%	
Overvotes	0		
Undervotes	6		
Contest Totals	503		



Collin County Seal  
 Watermark Seal for Collin County.  
 Collin County Government

**PCT 081**

**Proposition 11 – State of Texas**

Vote For 1

	TOTAL	VOTE %	
For	384	76.80%	
Against	116	23.20%	
Total Votes Cast	500	100.00%	
Overvotes	1		
Undervotes	2		
Contest Totals	503		

**Proposition 12 – State of Texas**

Vote For 1

	TOTAL	VOTE %	
For	229	46.08%	
Against	268	53.92%	
Total Votes Cast	497	100.00%	
Overvotes	0		
Undervotes	6		
Contest Totals	503		

**Proposition 13 – State of Texas**

Vote For 1

	TOTAL	VOTE %	
For	418	83.60%	
Against	82	16.40%	
Total Votes Cast	500	100.00%	
Overvotes	0		
Undervotes	3		
Contest Totals	503		

**Proposition 14 – State of Texas**

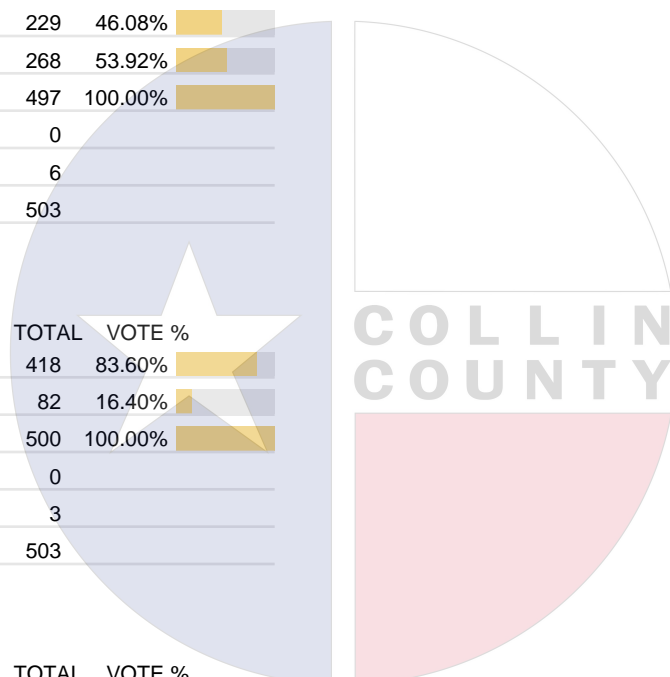
Vote For 1

	TOTAL	VOTE %	
For	373	74.45%	
Against	128	25.55%	
Total Votes Cast	501	100.00%	
Overvotes	0		
Undervotes	2		
Contest Totals	503		

**Proposition 15 – State of Texas**

Vote For 1

	TOTAL	VOTE %	
For	262	52.40%	
Against	238	47.60%	
Total Votes Cast	500	100.00%	
Overvotes	0		
Undervotes	3		
Contest Totals	503		



Collin County Seal  
 Watermark Seal for Collin County.  
 Collin County Government

**PCT 081**

**Proposition 16 – State of Texas**

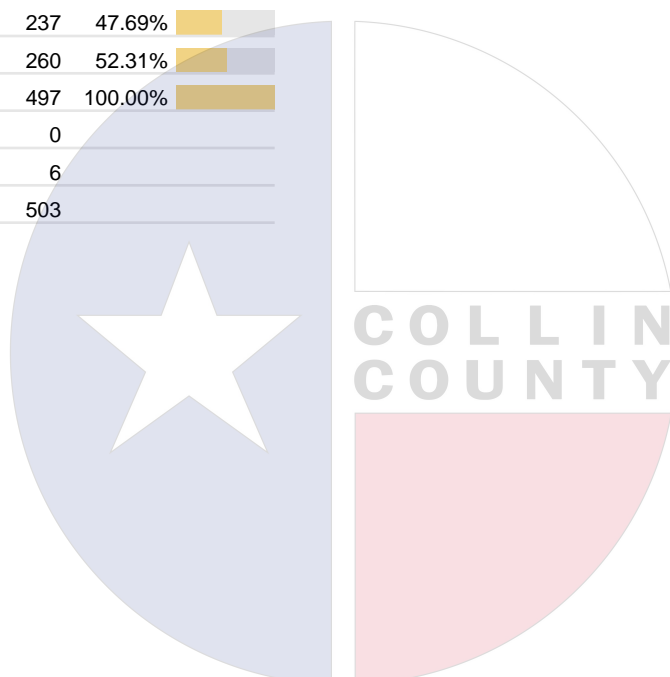
Vote For 1

	TOTAL	VOTE %	
For	292	58.17%	
Against	210	41.83%	
Total Votes Cast	502	100.00%	
Overvotes	0		
Undervotes	1		
Contest Totals	503		

**Proposition 17 – State of Texas**

Vote For 1

	TOTAL	VOTE %	
For	237	47.69%	
Against	260	52.31%	
Total Votes Cast	497	100.00%	
Overvotes	0		
Undervotes	6		
Contest Totals	503		



Collin County Seal  
 Watermark Seal for Collin County.  
 Collin County Government

## PCT 082

### Proposition 1 – State of Texas

Vote For 1

	TOTAL	VOTE %	
For	256	66.15%	
Against	131	33.85%	
Total Votes Cast	387	100.00%	
Overvotes	0		
Undervotes	2		
Contest Totals	389		

### Proposition 2 – State of Texas

Vote For 1

	TOTAL	VOTE %	
For	241	62.27%	
Against	146	37.73%	
Total Votes Cast	387	100.00%	
Overvotes	0		
Undervotes	2		
Contest Totals	389		

### Proposition 3 – State of Texas

Vote For 1

	TOTAL	VOTE %	
For	211	55.09%	
Against	172	44.91%	
Total Votes Cast	383	100.00%	
Overvotes	0		
Undervotes	6		
Contest Totals	389		

### Proposition 4 – State of Texas

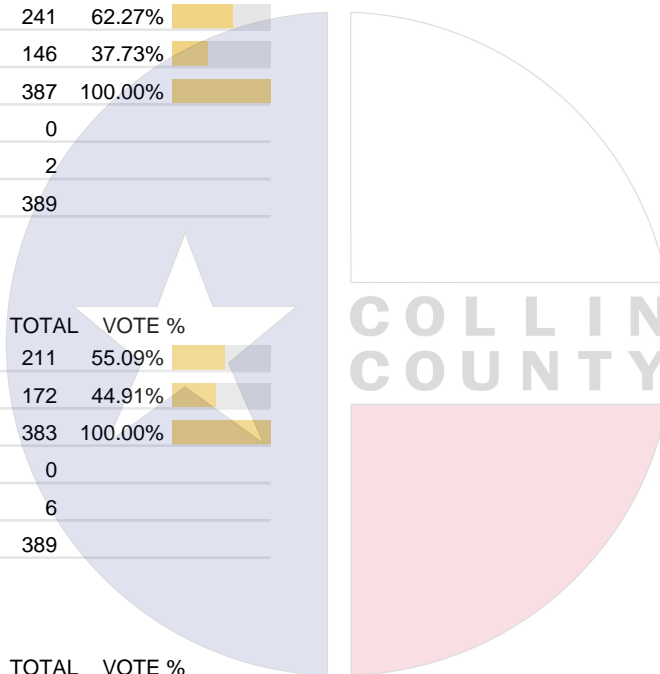
Vote For 1

	TOTAL	VOTE %	
For	282	72.68%	
Against	106	27.32%	
Total Votes Cast	388	100.00%	
Overvotes	0		
Undervotes	1		
Contest Totals	389		

### Proposition 5 – State of Texas

Vote For 1

	TOTAL	VOTE %	
For	257	67.81%	
Against	122	32.19%	
Total Votes Cast	379	100.00%	
Overvotes	0		
Undervotes	10		
Contest Totals	389		



Collin County Seal  
 Watermark Seal for Collin County.  
 Collin County Government

## PCT 082

### Proposition 6 – State of Texas

Vote For 1

	TOTAL	VOTE %	
For	191	49.87%	
Against	192	50.13%	
Total Votes Cast	383	100.00%	
Overvotes	0		
Undervotes	6		
Contest Totals	389		

### Proposition 7 – State of Texas

Vote For 1

	TOTAL	VOTE %	
For	344	88.66%	
Against	44	11.34%	
Total Votes Cast	388	100.00%	
Overvotes	0		
Undervotes	1		
Contest Totals	389		

### Proposition 8 – State of Texas

Vote For 1

	TOTAL	VOTE %	
For	259	66.75%	
Against	129	33.25%	
Total Votes Cast	388	100.00%	
Overvotes	0		
Undervotes	1		
Contest Totals	389		

### Proposition 9 – State of Texas

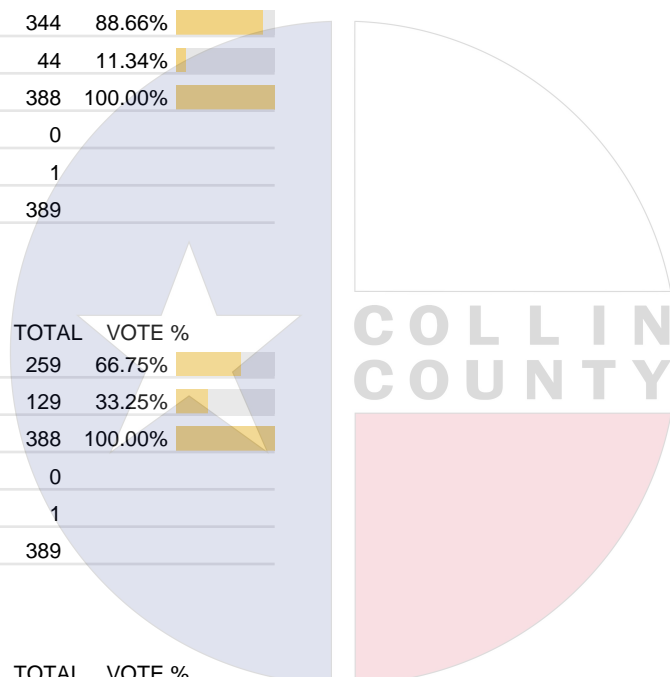
Vote For 1

	TOTAL	VOTE %	
For	238	62.30%	
Against	144	37.70%	
Total Votes Cast	382	100.00%	
Overvotes	0		
Undervotes	7		
Contest Totals	389		

### Proposition 10 – State of Texas

Vote For 1

	TOTAL	VOTE %	
For	353	91.21%	
Against	34	8.79%	
Total Votes Cast	387	100.00%	
Overvotes	0		
Undervotes	2		
Contest Totals	389		



Collin County Seal  
 Watermark Seal for Collin County.  
 Collin County Government

## PCT 082

### Proposition 11 – State of Texas

Vote For 1

	TOTAL	VOTE %	
For	311	80.57%	
Against	75	19.43%	
Total Votes Cast	386	100.00%	
Overvotes	0		
Undervotes	3		
Contest Totals	389		

### Proposition 12 – State of Texas

Vote For 1

	TOTAL	VOTE %	
For	205	53.11%	
Against	181	46.89%	
Total Votes Cast	386	100.00%	
Overvotes	0		
Undervotes	3		
Contest Totals	389		

### Proposition 13 – State of Texas

Vote For 1

	TOTAL	VOTE %	
For	321	82.73%	
Against	67	17.27%	
Total Votes Cast	388	100.00%	
Overvotes	0		
Undervotes	1		
Contest Totals	389		

### Proposition 14 – State of Texas

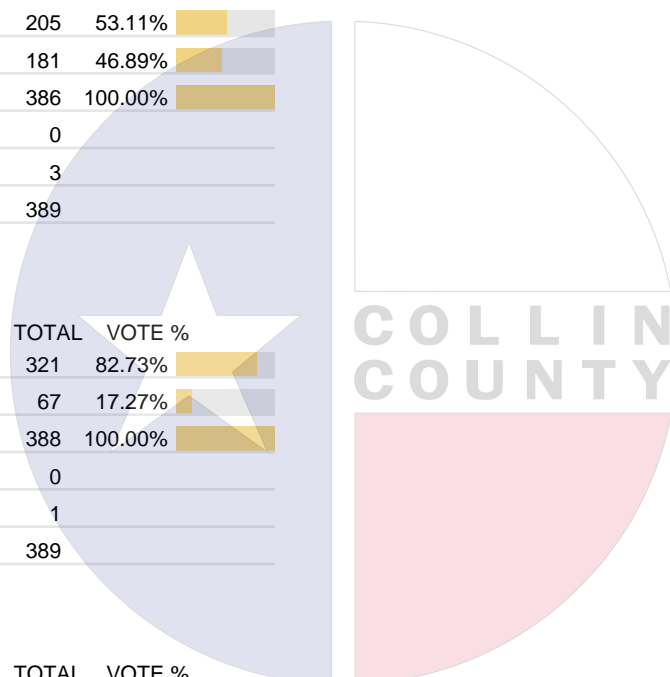
Vote For 1

	TOTAL	VOTE %	
For	257	67.10%	
Against	126	32.90%	
Total Votes Cast	383	100.00%	
Overvotes	0		
Undervotes	6		
Contest Totals	389		

### Proposition 15 – State of Texas

Vote For 1

	TOTAL	VOTE %	
For	239	61.92%	
Against	147	38.08%	
Total Votes Cast	386	100.00%	
Overvotes	0		
Undervotes	3		
Contest Totals	389		



Collin County Seal  
 Watermark Seal for Collin County.  
 Collin County Government

## PCT 082

### Proposition 16 – State of Texas

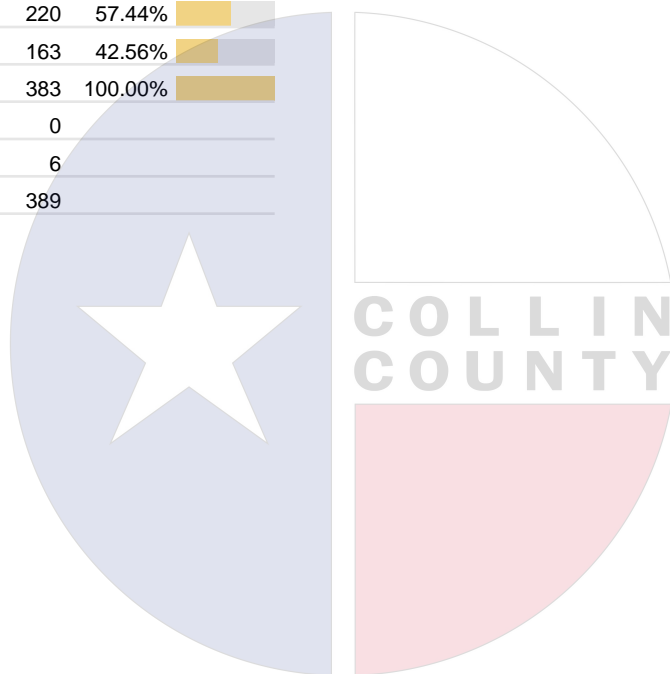
Vote For 1

	TOTAL	VOTE %	
For	244	63.71%	
Against	139	36.29%	
Total Votes Cast	383	100.00%	
Overvotes	1		
Undervotes	5		
Contest Totals	389		

### Proposition 17 – State of Texas

Vote For 1

	TOTAL	VOTE %	
For	220	57.44%	
Against	163	42.56%	
Total Votes Cast	383	100.00%	
Overvotes	0		
Undervotes	6		
Contest Totals	389		



Collin County Seal  
 Watermark Seal for Collin County.  
 Collin County Government

### PCT 083

#### Proposition 1 – State of Texas

Vote For 1

	TOTAL	VOTE %	
For	494	72.12%	
Against	191	27.88%	
Total Votes Cast	685	100.00%	
Overvotes	0		
Undervotes	7		
Contest Totals	692		

#### Proposition 2 – State of Texas

Vote For 1

	TOTAL	VOTE %	
For	482	70.16%	
Against	205	29.84%	
Total Votes Cast	687	100.00%	
Overvotes	1		
Undervotes	4		
Contest Totals	692		

#### Proposition 3 – State of Texas

Vote For 1

	TOTAL	VOTE %	
For	428	62.66%	
Against	255	37.34%	
Total Votes Cast	683	100.00%	
Overvotes	0		
Undervotes	9		
Contest Totals	692		

#### Proposition 4 – State of Texas

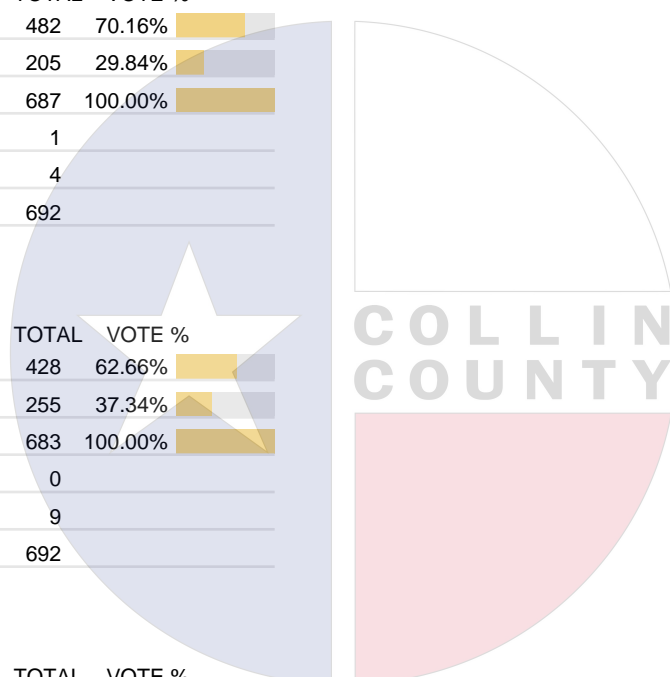
Vote For 1

	TOTAL	VOTE %	
For	492	71.93%	
Against	192	28.07%	
Total Votes Cast	684	100.00%	
Overvotes	1		
Undervotes	7		
Contest Totals	692		

#### Proposition 5 – State of Texas

Vote For 1

	TOTAL	VOTE %	
For	516	76.33%	
Against	160	23.67%	
Total Votes Cast	676	100.00%	
Overvotes	0		
Undervotes	16		
Contest Totals	692		



Collin County Seal  
 Watermark Seal for Collin County.  
 Collin County Government

### PCT 083

#### Proposition 6 – State of Texas

Vote For 1

	TOTAL	VOTE %	
For	407	60.66%	
Against	264	39.34%	
Total Votes Cast	671	100.00%	
Overvotes	2		
Undervotes	19		
Contest Totals	692		

#### Proposition 7 – State of Texas

Vote For 1

	TOTAL	VOTE %	
For	627	91.67%	
Against	57	8.33%	
Total Votes Cast	684	100.00%	
Overvotes	1		
Undervotes	7		
Contest Totals	692		

#### Proposition 8 – State of Texas

Vote For 1

	TOTAL	VOTE %	
For	525	76.42%	
Against	162	23.58%	
Total Votes Cast	687	100.00%	
Overvotes	0		
Undervotes	5		
Contest Totals	692		

#### Proposition 9 – State of Texas

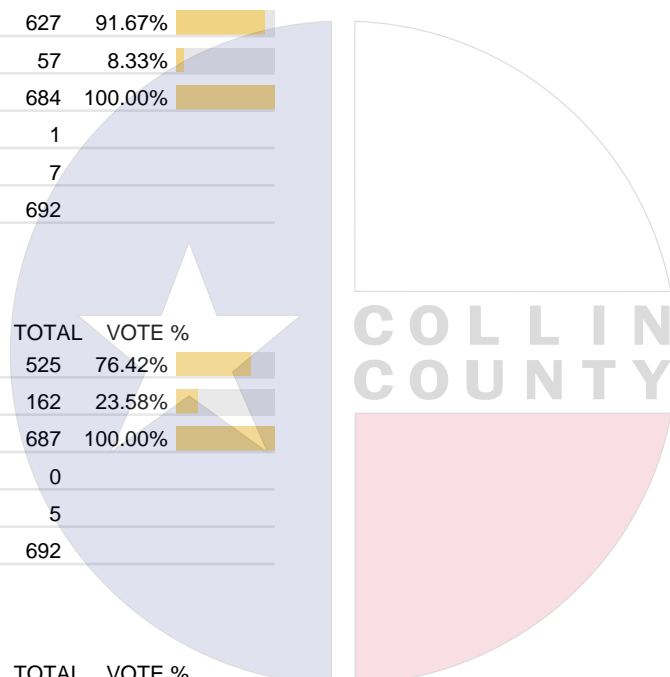
Vote For 1

	TOTAL	VOTE %	
For	497	73.20%	
Against	182	26.80%	
Total Votes Cast	679	100.00%	
Overvotes	2		
Undervotes	11		
Contest Totals	692		

#### Proposition 10 – State of Texas

Vote For 1

	TOTAL	VOTE %	
For	619	90.50%	
Against	65	9.50%	
Total Votes Cast	684	100.00%	
Overvotes	0		
Undervotes	8		
Contest Totals	692		



Collin County Seal  
 Watermark Seal for Collin County.  
 Collin County Government

### PCT 083

#### Proposition 11 – State of Texas

Vote For 1

	TOTAL	VOTE %	
For	552	80.47%	
Against	134	19.53%	
Total Votes Cast	686	100.00%	
Overvotes	0		
Undervotes	6		
Contest Totals	692		

#### Proposition 12 – State of Texas

Vote For 1

	TOTAL	VOTE %	
For	448	66.08%	
Against	230	33.92%	
Total Votes Cast	678	100.00%	
Overvotes	0		
Undervotes	14		
Contest Totals	692		

#### Proposition 13 – State of Texas

Vote For 1

	TOTAL	VOTE %	
For	605	88.19%	
Against	81	11.81%	
Total Votes Cast	686	100.00%	
Overvotes	0		
Undervotes	6		
Contest Totals	692		

#### Proposition 14 – State of Texas

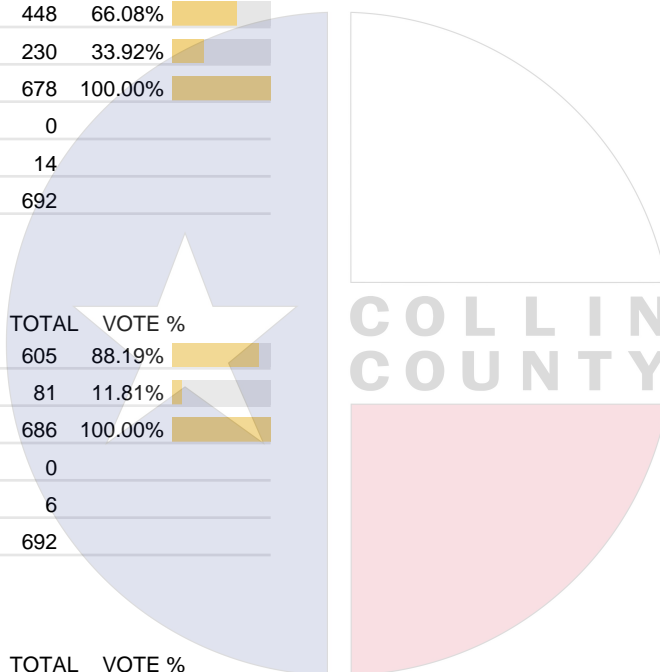
Vote For 1

	TOTAL	VOTE %	
For	456	66.96%	
Against	225	33.04%	
Total Votes Cast	681	100.00%	
Overvotes	0		
Undervotes	11		
Contest Totals	692		

#### Proposition 15 – State of Texas

Vote For 1

	TOTAL	VOTE %	
For	512	74.53%	
Against	175	25.47%	
Total Votes Cast	687	100.00%	
Overvotes	0		
Undervotes	5		
Contest Totals	692		



Collin County Seal  
 Watermark Seal for Collin County.  
 Collin County Government

**PCT 083**

**Proposition 16 – State of Texas**

Vote For 1

	TOTAL	VOTE %	
For	512	74.31%	
Against	177	25.69%	
Total Votes Cast	689	100.00%	
Overvotes	0		
Undervotes	3		
Contest Totals	692		

**Proposition 17 – State of Texas**

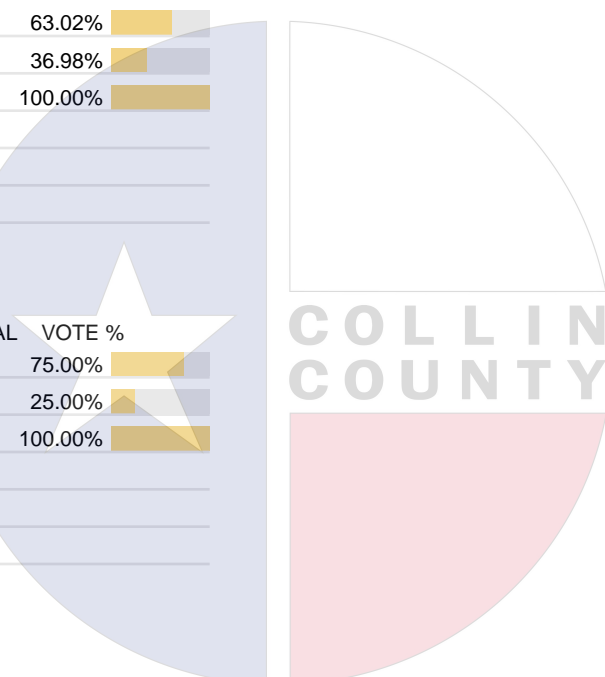
Vote For 1

	TOTAL	VOTE %	
For	426	63.02%	
Against	250	36.98%	
Total Votes Cast	676	100.00%	
Overvotes	0		
Undervotes	16		
Contest Totals	692		

**Proposition – Collin County ESD, No. 1**

Vote For 1

	TOTAL	VOTE %	
For	6	75.00%	
Against	2	25.00%	
Total Votes Cast	8	100.00%	
Overvotes	0		
Undervotes	0		
Contest Totals	8		



Collin County Seal  
 Watermark Seal for Collin County.  
 Collin County Government

## PCT 084

### Proposition 1 – State of Texas

Vote For 1

	TOTAL	VOTE %	
For	332	71.40%	
Against	133	28.60%	
Total Votes Cast	465	100.00%	
Overvotes	0		
Undervotes	6		
Contest Totals	471		

### Proposition 2 – State of Texas

Vote For 1

	TOTAL	VOTE %	
For	290	62.50%	
Against	174	37.50%	
Total Votes Cast	464	100.00%	
Overvotes	0		
Undervotes	7		
Contest Totals	471		

### Proposition 3 – State of Texas

Vote For 1

	TOTAL	VOTE %	
For	243	52.03%	
Against	224	47.97%	
Total Votes Cast	467	100.00%	
Overvotes	0		
Undervotes	4		
Contest Totals	471		

### Proposition 4 – State of Texas

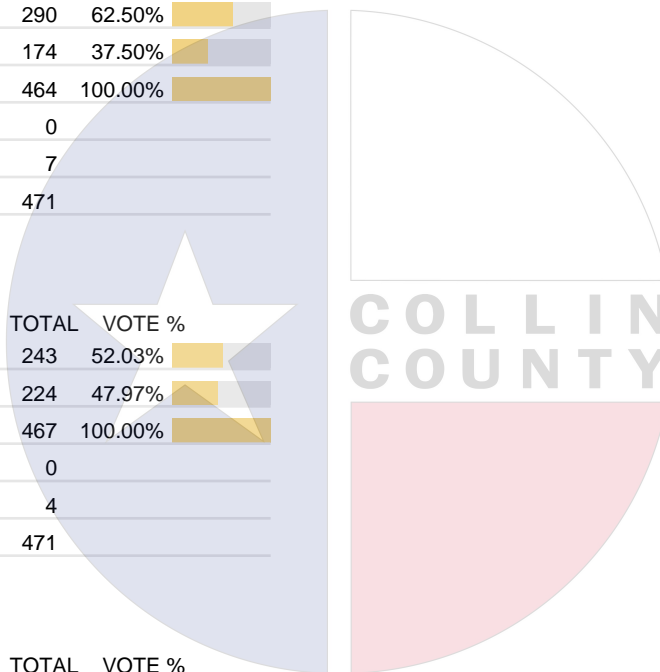
Vote For 1

	TOTAL	VOTE %	
For	361	78.14%	
Against	101	21.86%	
Total Votes Cast	462	100.00%	
Overvotes	0		
Undervotes	9		
Contest Totals	471		

### Proposition 5 – State of Texas

Vote For 1

	TOTAL	VOTE %	
For	308	67.40%	
Against	149	32.60%	
Total Votes Cast	457	100.00%	
Overvotes	0		
Undervotes	14		
Contest Totals	471		



Collin County Seal  
 Watermark Seal for Collin County,  
 Collin County Government

**PCT 084**

**Proposition 6 – State of Texas**

Vote For 1

	TOTAL	VOTE %	
For	239	52.18%	
Against	219	47.82%	
Total Votes Cast	458	100.00%	
Overvotes	0		
Undervotes	13		
Contest Totals	471		

**Proposition 7 – State of Texas**

Vote For 1

	TOTAL	VOTE %	
For	406	87.12%	
Against	60	12.88%	
Total Votes Cast	466	100.00%	
Overvotes	0		
Undervotes	5		
Contest Totals	471		

**Proposition 8 – State of Texas**

Vote For 1

	TOTAL	VOTE %	
For	308	66.52%	
Against	155	33.48%	
Total Votes Cast	463	100.00%	
Overvotes	0		
Undervotes	8		
Contest Totals	471		

**Proposition 9 – State of Texas**

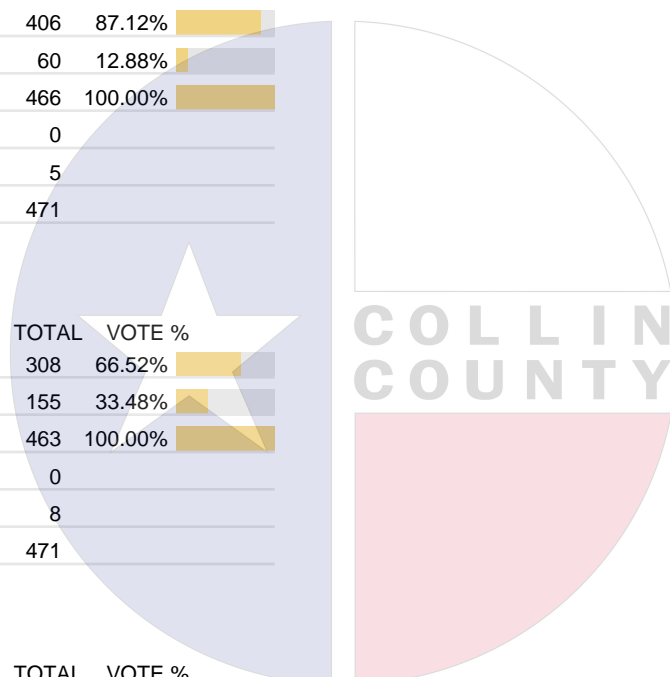
Vote For 1

	TOTAL	VOTE %	
For	296	63.66%	
Against	169	36.34%	
Total Votes Cast	465	100.00%	
Overvotes	0		
Undervotes	6		
Contest Totals	471		

**Proposition 10 – State of Texas**

Vote For 1

	TOTAL	VOTE %	
For	407	87.53%	
Against	58	12.47%	
Total Votes Cast	465	100.00%	
Overvotes	0		
Undervotes	6		
Contest Totals	471		



Collin County Seal  
 Watermark Seal for Collin County.  
 Collin County Government

## PCT 084

### Proposition 11 – State of Texas

Vote For 1

	TOTAL	VOTE %	
For	365	78.33%	
Against	101	21.67%	
Total Votes Cast	466	100.00%	
Overvotes	0		
Undervotes	5		
Contest Totals	471		

### Proposition 12 – State of Texas

Vote For 1

	TOTAL	VOTE %	
For	248	53.56%	
Against	215	46.44%	
Total Votes Cast	463	100.00%	
Overvotes	0		
Undervotes	8		
Contest Totals	471		

### Proposition 13 – State of Texas

Vote For 1

	TOTAL	VOTE %	
For	384	82.58%	
Against	81	17.42%	
Total Votes Cast	465	100.00%	
Overvotes	0		
Undervotes	6		
Contest Totals	471		

### Proposition 14 – State of Texas

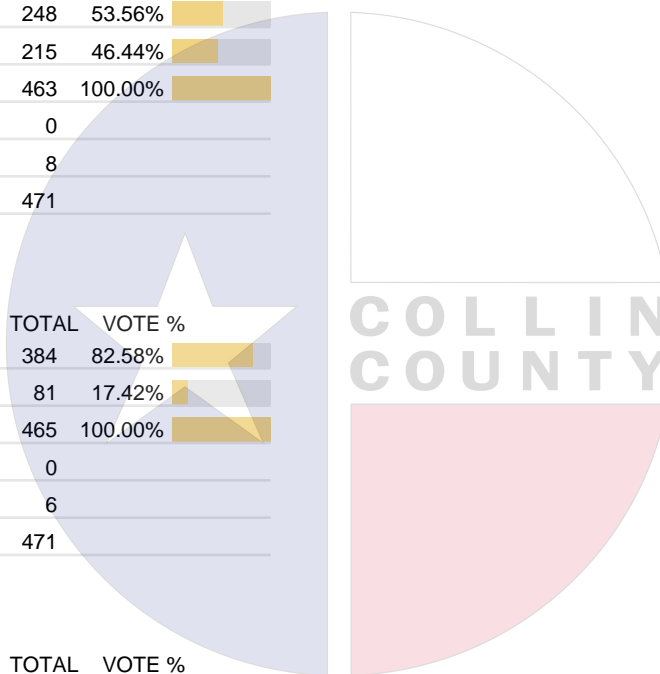
Vote For 1

	TOTAL	VOTE %	
For	325	69.89%	
Against	140	30.11%	
Total Votes Cast	465	100.00%	
Overvotes	0		
Undervotes	6		
Contest Totals	471		

### Proposition 15 – State of Texas

Vote For 1

	TOTAL	VOTE %	
For	277	59.57%	
Against	188	40.43%	
Total Votes Cast	465	100.00%	
Overvotes	0		
Undervotes	6		
Contest Totals	471		



Collin County Seal  
 Watermark Seal for Collin County.  
 Collin County Government

**PCT 084**

**Proposition 16 – State of Texas**

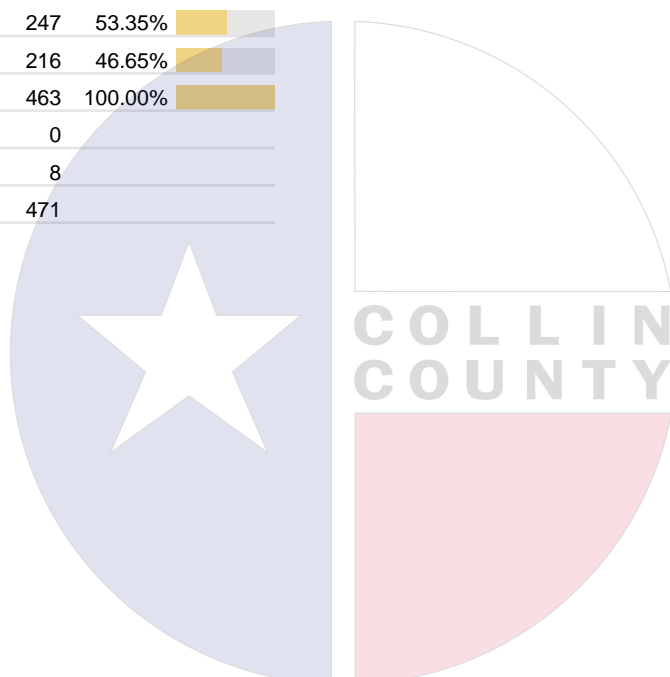
Vote For 1

	TOTAL	VOTE %	
For	301	64.32%	
Against	167	35.68%	
Total Votes Cast	468	100.00%	
Overvotes	0		
Undervotes	3		
Contest Totals	471		

**Proposition 17 – State of Texas**

Vote For 1

	TOTAL	VOTE %	
For	247	53.35%	
Against	216	46.65%	
Total Votes Cast	463	100.00%	
Overvotes	0		
Undervotes	8		
Contest Totals	471		



Collin County Seal  
 Watermark Seal for Collin County.  
 Collin County Government

## PCT 085

### Proposition 1 – State of Texas

Vote For 1

	TOTAL	VOTE %	
For	442	76.08%	
Against	139	23.92%	
Total Votes Cast	581	100.00%	
Overvotes	1		
Undervotes	4		
Contest Totals	586		

### Proposition 2 – State of Texas

Vote For 1

	TOTAL	VOTE %	
For	306	52.76%	
Against	274	47.24%	
Total Votes Cast	580	100.00%	
Overvotes	0		
Undervotes	6		
Contest Totals	586		

### Proposition 3 – State of Texas

Vote For 1

	TOTAL	VOTE %	
For	256	44.21%	
Against	323	55.79%	
Total Votes Cast	579	100.00%	
Overvotes	1		
Undervotes	6		
Contest Totals	586		

### Proposition 4 – State of Texas

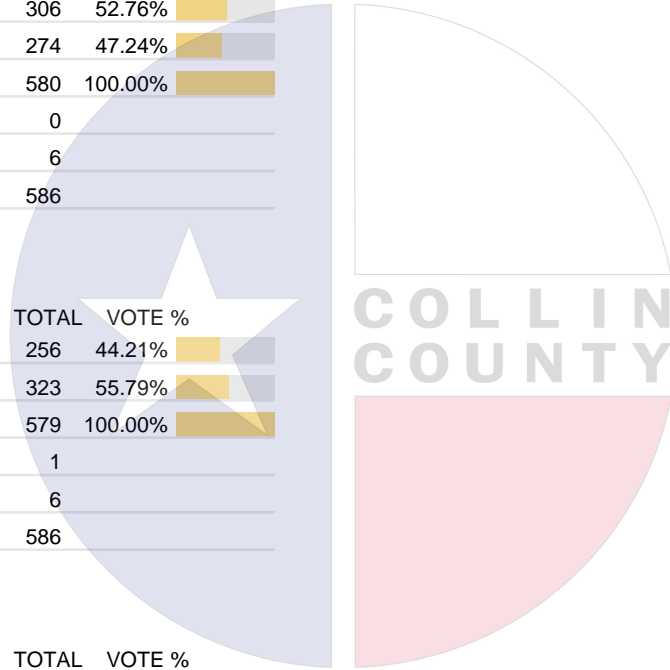
Vote For 1

	TOTAL	VOTE %	
For	433	74.78%	
Against	146	25.22%	
Total Votes Cast	579	100.00%	
Overvotes	1		
Undervotes	6		
Contest Totals	586		

### Proposition 5 – State of Texas

Vote For 1

	TOTAL	VOTE %	
For	378	66.08%	
Against	194	33.92%	
Total Votes Cast	572	100.00%	
Overvotes	0		
Undervotes	14		
Contest Totals	586		



Collin County Seal  
 Watermark Seal for Collin County.  
 Collin County Government

## PCT 085

### Proposition 6 – State of Texas

Vote For 1

	TOTAL	VOTE %	
For	251	43.73%	
Against	323	56.27%	
Total Votes Cast	574	100.00%	
Overvotes	0		
Undervotes	12		
Contest Totals	586		

### Proposition 7 – State of Texas

Vote For 1

	TOTAL	VOTE %	
For	499	85.59%	
Against	84	14.41%	
Total Votes Cast	583	100.00%	
Overvotes	1		
Undervotes	2		
Contest Totals	586		

### Proposition 8 – State of Texas

Vote For 1

	TOTAL	VOTE %	
For	352	60.38%	
Against	231	39.62%	
Total Votes Cast	583	100.00%	
Overvotes	0		
Undervotes	3		
Contest Totals	586		

### Proposition 9 – State of Texas

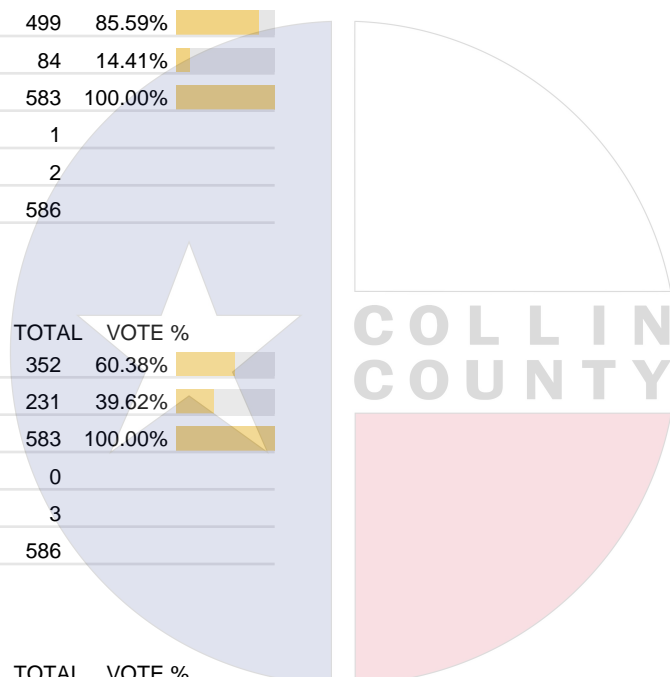
Vote For 1

	TOTAL	VOTE %	
For	364	62.76%	
Against	216	37.24%	
Total Votes Cast	580	100.00%	
Overvotes	0		
Undervotes	6		
Contest Totals	586		

### Proposition 10 – State of Texas

Vote For 1

	TOTAL	VOTE %	
For	505	87.07%	
Against	75	12.93%	
Total Votes Cast	580	100.00%	
Overvotes	0		
Undervotes	6		
Contest Totals	586		



Collin County Seal  
 Watermark Seal for Collin County.  
 Collin County Government

## PCT 085

### Proposition 11 – State of Texas

Vote For 1

	TOTAL	VOTE %	
For	435	74.61%	
Against	148	25.39%	
Total Votes Cast	583	100.00%	
Overvotes	1		
Undervotes	2		
Contest Totals	586		

### Proposition 12 – State of Texas

Vote For 1

	TOTAL	VOTE %	
For	275	47.50%	
Against	304	52.50%	
Total Votes Cast	579	100.00%	
Overvotes	0		
Undervotes	7		
Contest Totals	586		

### Proposition 13 – State of Texas

Vote For 1

	TOTAL	VOTE %	
For	452	77.66%	
Against	130	22.34%	
Total Votes Cast	582	100.00%	
Overvotes	2		
Undervotes	2		
Contest Totals	586		

### Proposition 14 – State of Texas

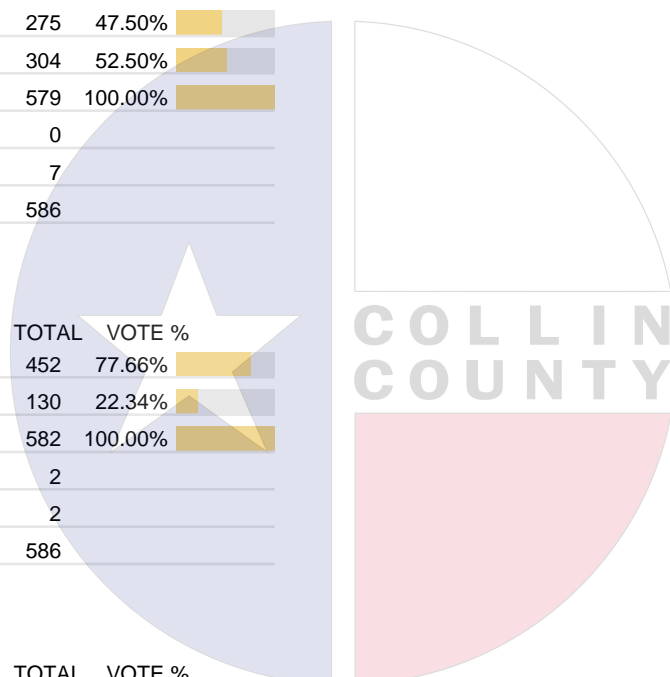
Vote For 1

	TOTAL	VOTE %	
For	424	72.98%	
Against	157	27.02%	
Total Votes Cast	581	100.00%	
Overvotes	1		
Undervotes	4		
Contest Totals	586		

### Proposition 15 – State of Texas

Vote For 1

	TOTAL	VOTE %	
For	306	52.85%	
Against	273	47.15%	
Total Votes Cast	579	100.00%	
Overvotes	1		
Undervotes	6		
Contest Totals	586		



Collin County Seal  
 Watermark Seal for Collin County.  
 Collin County Government

### PCT 085

#### Proposition 16 – State of Texas

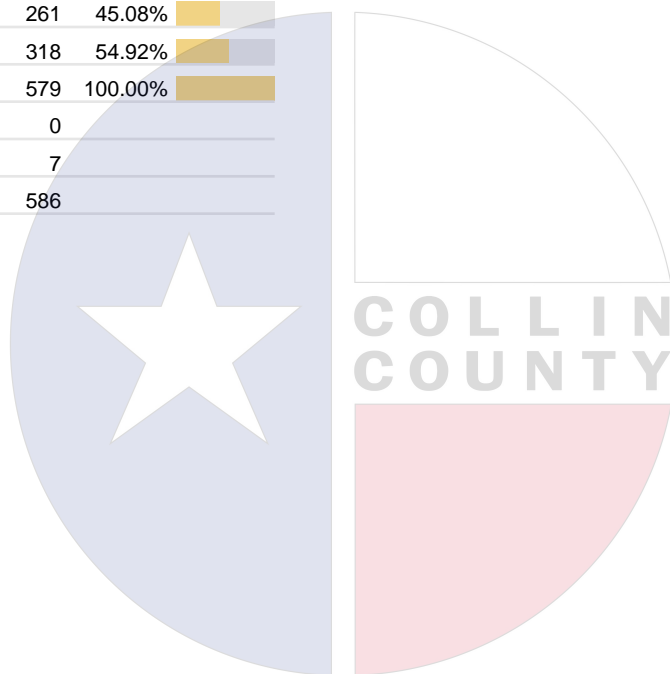
Vote For 1

	TOTAL	VOTE %	
For	326	56.01%	
Against	256	43.99%	
Total Votes Cast	582	100.00%	
Overvotes	0		
Undervotes	4		
Contest Totals	586		

#### Proposition 17 – State of Texas

Vote For 1

	TOTAL	VOTE %	
For	261	45.08%	
Against	318	54.92%	
Total Votes Cast	579	100.00%	
Overvotes	0		
Undervotes	7		
Contest Totals	586		



Collin County Seal  
 Watermark Seal for Collin County.  
 Collin County Government

## PCT 086

### Proposition 1 – State of Texas

Vote For 1

	TOTAL	VOTE %	
For	426	74.74%	
Against	144	25.26%	
Total Votes Cast	570	100.00%	
Overvotes	0		
Undervotes	5		
Contest Totals	575		

### Proposition 2 – State of Texas

Vote For 1

	TOTAL	VOTE %	
For	373	65.21%	
Against	199	34.79%	
Total Votes Cast	572	100.00%	
Overvotes	0		
Undervotes	3		
Contest Totals	575		

### Proposition 3 – State of Texas

Vote For 1

	TOTAL	VOTE %	
For	314	54.70%	
Against	260	45.30%	
Total Votes Cast	574	100.00%	
Overvotes	0		
Undervotes	1		
Contest Totals	575		

### Proposition 4 – State of Texas

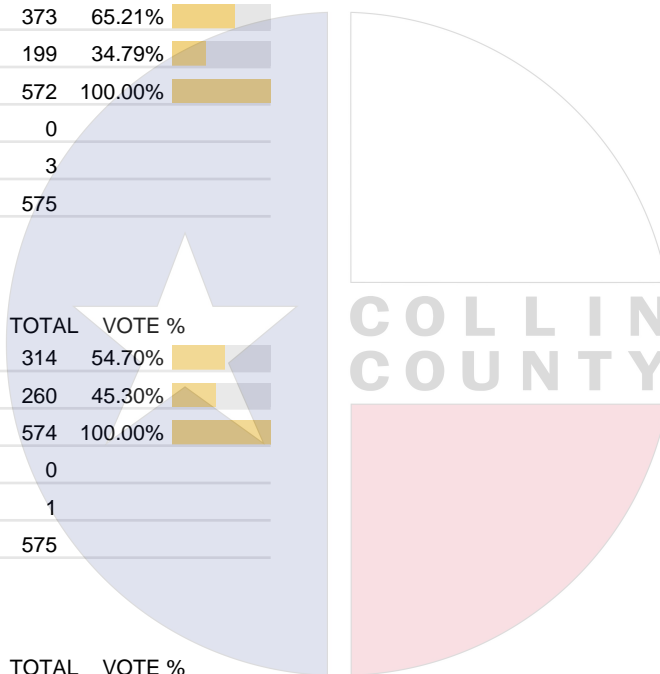
Vote For 1

	TOTAL	VOTE %	
For	461	81.02%	
Against	108	18.98%	
Total Votes Cast	569	100.00%	
Overvotes	1		
Undervotes	5		
Contest Totals	575		

### Proposition 5 – State of Texas

Vote For 1

	TOTAL	VOTE %	
For	380	67.50%	
Against	183	32.50%	
Total Votes Cast	563	100.00%	
Overvotes	0		
Undervotes	12		
Contest Totals	575		



Collin County Seal  
 Watermark Seal for Collin County.  
 Collin County Government

## PCT 086

### Proposition 6 – State of Texas

Vote For 1

	TOTAL	VOTE %	
For	319	56.66%	
Against	244	43.34%	
Total Votes Cast	563	100.00%	
Overvotes	0		
Undervotes	12		
Contest Totals	575		

### Proposition 7 – State of Texas

Vote For 1

	TOTAL	VOTE %	
For	503	87.94%	
Against	69	12.06%	
Total Votes Cast	572	100.00%	
Overvotes	0		
Undervotes	3		
Contest Totals	575		

### Proposition 8 – State of Texas

Vote For 1

	TOTAL	VOTE %	
For	413	71.95%	
Against	161	28.05%	
Total Votes Cast	574	100.00%	
Overvotes	0		
Undervotes	1		
Contest Totals	575		

### Proposition 9 – State of Texas

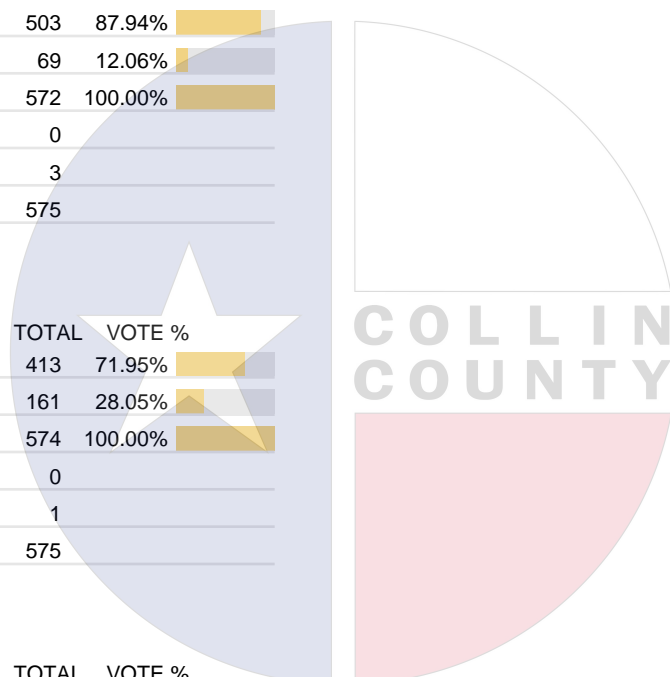
Vote For 1

	TOTAL	VOTE %	
For	400	70.55%	
Against	167	29.45%	
Total Votes Cast	567	100.00%	
Overvotes	1		
Undervotes	7		
Contest Totals	575		

### Proposition 10 – State of Texas

Vote For 1

	TOTAL	VOTE %	
For	506	88.93%	
Against	63	11.07%	
Total Votes Cast	569	100.00%	
Overvotes	0		
Undervotes	6		
Contest Totals	575		



Collin County Seal  
 Watermark Seal for Collin County.  
 Collin County Government

**PCT 086**

**Proposition 11 – State of Texas**

Vote For 1

	TOTAL	VOTE %	
For	464	81.83%	
Against	103	18.17%	
Total Votes Cast	567	100.00%	
Overvotes	1		
Undervotes	7		
Contest Totals	575		

**Proposition 12 – State of Texas**

Vote For 1

	TOTAL	VOTE %	
For	316	56.13%	
Against	247	43.87%	
Total Votes Cast	563	100.00%	
Overvotes	0		
Undervotes	12		
Contest Totals	575		

**Proposition 13 – State of Texas**

Vote For 1

	TOTAL	VOTE %	
For	494	86.36%	
Against	78	13.64%	
Total Votes Cast	572	100.00%	
Overvotes	0		
Undervotes	3		
Contest Totals	575		

**Proposition 14 – State of Texas**

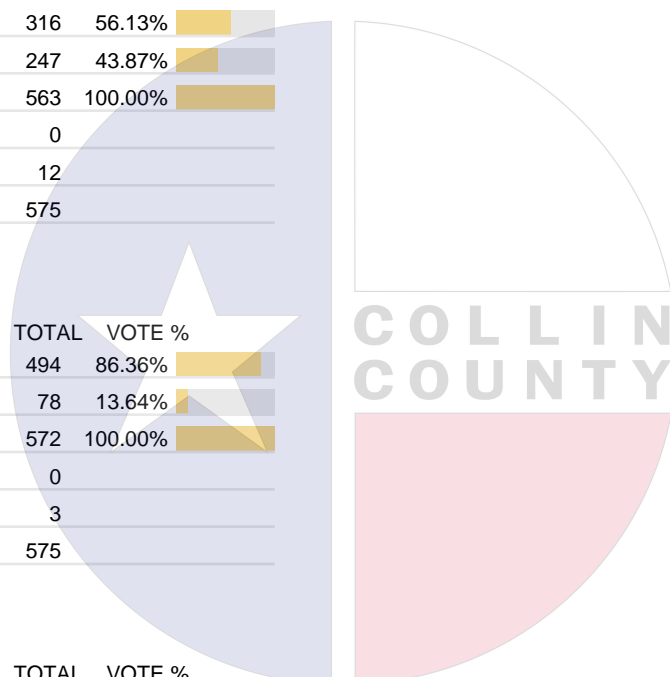
Vote For 1

	TOTAL	VOTE %	
For	413	72.20%	
Against	159	27.80%	
Total Votes Cast	572	100.00%	
Overvotes	1		
Undervotes	2		
Contest Totals	575		

**Proposition 15 – State of Texas**

Vote For 1

	TOTAL	VOTE %	
For	362	63.51%	
Against	208	36.49%	
Total Votes Cast	570	100.00%	
Overvotes	1		
Undervotes	4		
Contest Totals	575		



Collin County Seal  
 Watermark Seal for Collin County.  
 Collin County Government

**PCT 086**

**Proposition 16 – State of Texas**

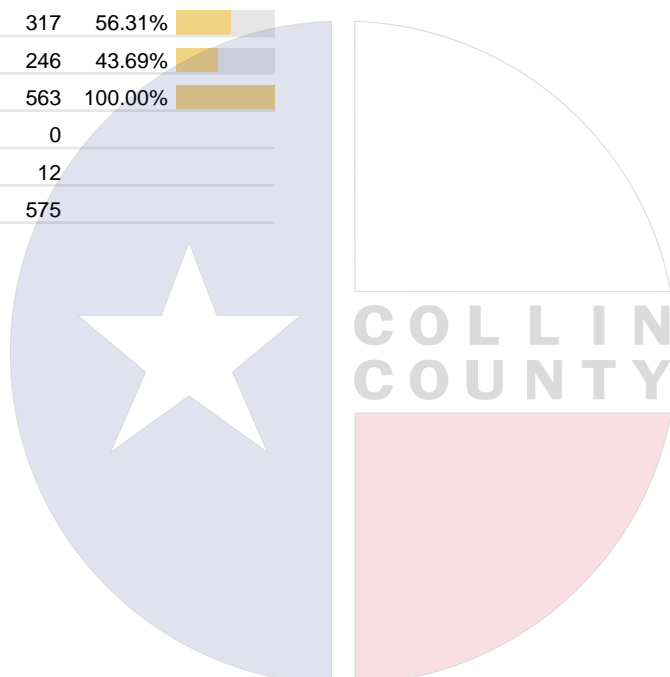
Vote For 1

	TOTAL	VOTE %	
For	380	66.09%	
Against	195	33.91%	
Total Votes Cast	575	100.00%	
Overvotes	0		
Undervotes	0		
Contest Totals	575		

**Proposition 17 – State of Texas**

Vote For 1

	TOTAL	VOTE %	
For	317	56.31%	
Against	246	43.69%	
Total Votes Cast	563	100.00%	
Overvotes	0		
Undervotes	12		
Contest Totals	575		



Collin County Seal  
 Watermark Seal for Collin County.  
 Collin County Government

**PCT 087**

**Proposition 1 – State of Texas**

Vote For 1

	TOTAL	VOTE %	
For	115	69.28%	
Against	51	30.72%	
Total Votes Cast	166	100.00%	
Overvotes	0		
Undervotes	0		
Contest Totals	166		

**Proposition 2 – State of Texas**

Vote For 1

	TOTAL	VOTE %	
For	106	63.86%	
Against	60	36.14%	
Total Votes Cast	166	100.00%	
Overvotes	0		
Undervotes	0		
Contest Totals	166		

**Proposition 3 – State of Texas**

Vote For 1

	TOTAL	VOTE %	
For	83	50.00%	
Against	83	50.00%	
Total Votes Cast	166	100.00%	
Overvotes	0		
Undervotes	0		
Contest Totals	166		

**Proposition 4 – State of Texas**

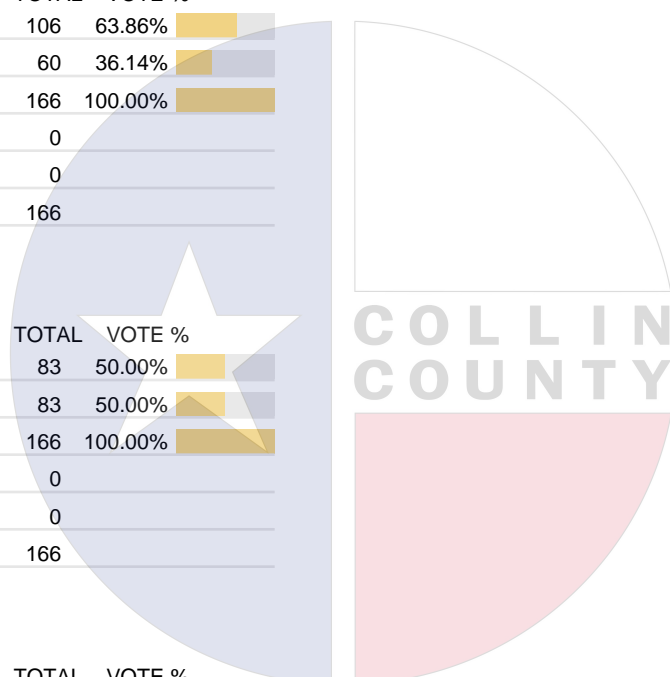
Vote For 1

	TOTAL	VOTE %	
For	127	76.51%	
Against	39	23.49%	
Total Votes Cast	166	100.00%	
Overvotes	0		
Undervotes	0		
Contest Totals	166		

**Proposition 5 – State of Texas**

Vote For 1

	TOTAL	VOTE %	
For	106	63.86%	
Against	60	36.14%	
Total Votes Cast	166	100.00%	
Overvotes	0		
Undervotes	0		
Contest Totals	166		



Collin County Seal  
 Watermark Seal for Collin County.  
 Collin County Government

## PCT 087

### Proposition 6 – State of Texas

Vote For 1

	TOTAL	VOTE %	
For	87	52.41%	
Against	79	47.59%	
Total Votes Cast	166	100.00%	
Overvotes	0		
Undervotes	0		
Contest Totals	166		

### Proposition 7 – State of Texas

Vote For 1

	TOTAL	VOTE %	
For	148	89.16%	
Against	18	10.84%	
Total Votes Cast	166	100.00%	
Overvotes	0		
Undervotes	0		
Contest Totals	166		

### Proposition 8 – State of Texas

Vote For 1

	TOTAL	VOTE %	
For	114	68.67%	
Against	52	31.33%	
Total Votes Cast	166	100.00%	
Overvotes	0		
Undervotes	0		
Contest Totals	166		

### Proposition 9 – State of Texas

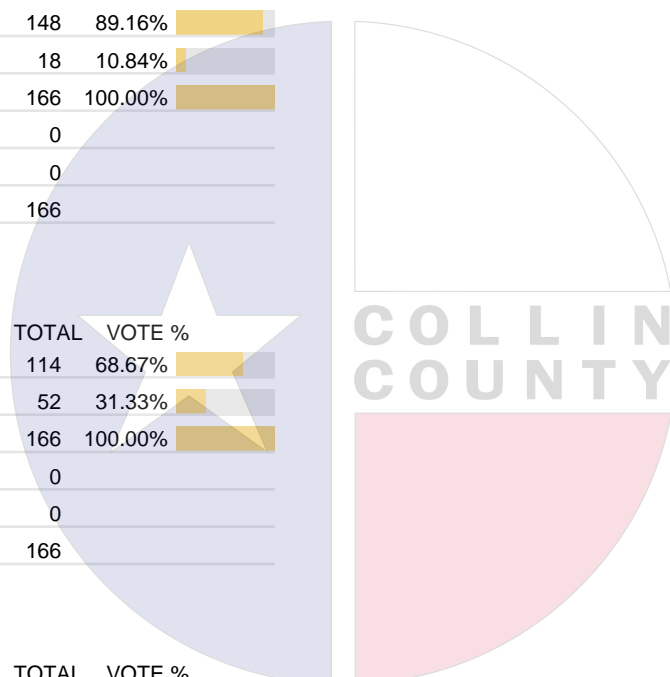
Vote For 1

	TOTAL	VOTE %	
For	117	70.91%	
Against	48	29.09%	
Total Votes Cast	165	100.00%	
Overvotes	0		
Undervotes	1		
Contest Totals	166		

### Proposition 10 – State of Texas

Vote For 1

	TOTAL	VOTE %	
For	156	93.98%	
Against	10	6.02%	
Total Votes Cast	166	100.00%	
Overvotes	0		
Undervotes	0		
Contest Totals	166		



Collin County Seal  
 Watermark Seal for Collin County.  
 Collin County Government

### PCT 087

#### Proposition 11 – State of Texas

Vote For 1

	TOTAL	VOTE %	
For	135	81.33%	
Against	31	18.67%	
Total Votes Cast	166	100.00%	
Overvotes	0		
Undervotes	0		
Contest Totals	166		

#### Proposition 12 – State of Texas

Vote For 1

	TOTAL	VOTE %	
For	94	56.63%	
Against	72	43.37%	
Total Votes Cast	166	100.00%	
Overvotes	0		
Undervotes	0		
Contest Totals	166		

#### Proposition 13 – State of Texas

Vote For 1

	TOTAL	VOTE %	
For	136	81.93%	
Against	30	18.07%	
Total Votes Cast	166	100.00%	
Overvotes	0		
Undervotes	0		
Contest Totals	166		

#### Proposition 14 – State of Texas

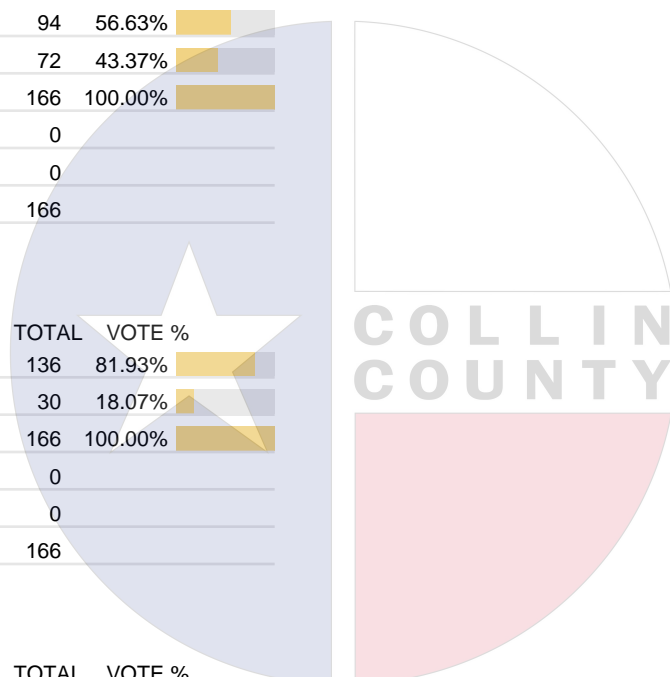
Vote For 1

	TOTAL	VOTE %	
For	125	75.30%	
Against	41	24.70%	
Total Votes Cast	166	100.00%	
Overvotes	0		
Undervotes	0		
Contest Totals	166		

#### Proposition 15 – State of Texas

Vote For 1

	TOTAL	VOTE %	
For	124	74.70%	
Against	42	25.30%	
Total Votes Cast	166	100.00%	
Overvotes	0		
Undervotes	0		
Contest Totals	166		



Collin County Seal  
 Watermark Seal for Collin County.  
 Collin County Government

**PCT 087**

**Proposition 16 – State of Texas**

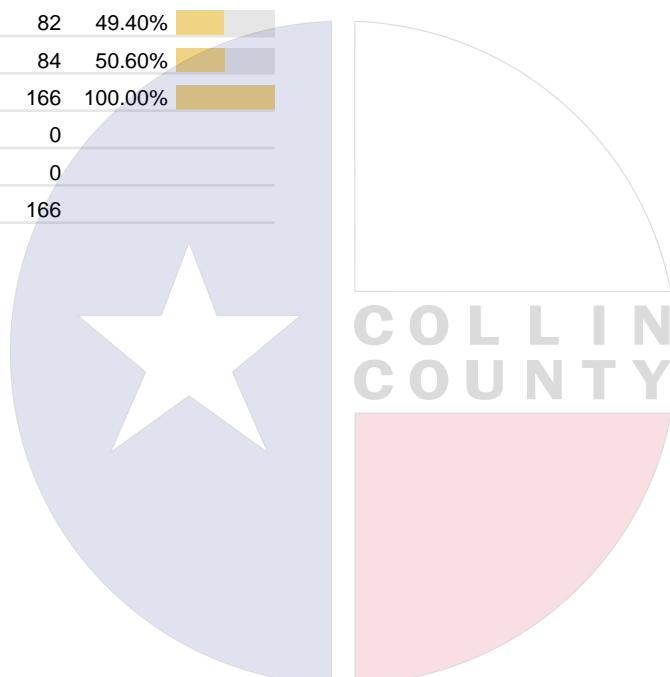
Vote For 1

	TOTAL	VOTE %	
For	109	66.06%	
Against	56	33.94%	
Total Votes Cast	165	100.00%	
Overvotes	1		
Undervotes	0		
Contest Totals	166		

**Proposition 17 – State of Texas**

Vote For 1

	TOTAL	VOTE %	
For	82	49.40%	
Against	84	50.60%	
Total Votes Cast	166	100.00%	
Overvotes	0		
Undervotes	0		
Contest Totals	166		



Collin County Seal  
 Watermark Seal for Collin County.  
 Collin County Government

**PCT 088**

**Proposition 1 – State of Texas**

Vote For 1

	TOTAL	VOTE %	
For	82	69.49%	
Against	36	30.51%	
Total Votes Cast	118	100.00%	
Overvotes	0		
Undervotes	1		
Contest Totals	119		

**Proposition 2 – State of Texas**

Vote For 1

	TOTAL	VOTE %	
For	55	46.61%	
Against	63	53.39%	
Total Votes Cast	118	100.00%	
Overvotes	0		
Undervotes	1		
Contest Totals	119		

**Proposition 3 – State of Texas**

Vote For 1

	TOTAL	VOTE %	
For	47	39.50%	
Against	72	60.50%	
Total Votes Cast	119	100.00%	
Overvotes	0		
Undervotes	0		
Contest Totals	119		

**Proposition 4 – State of Texas**

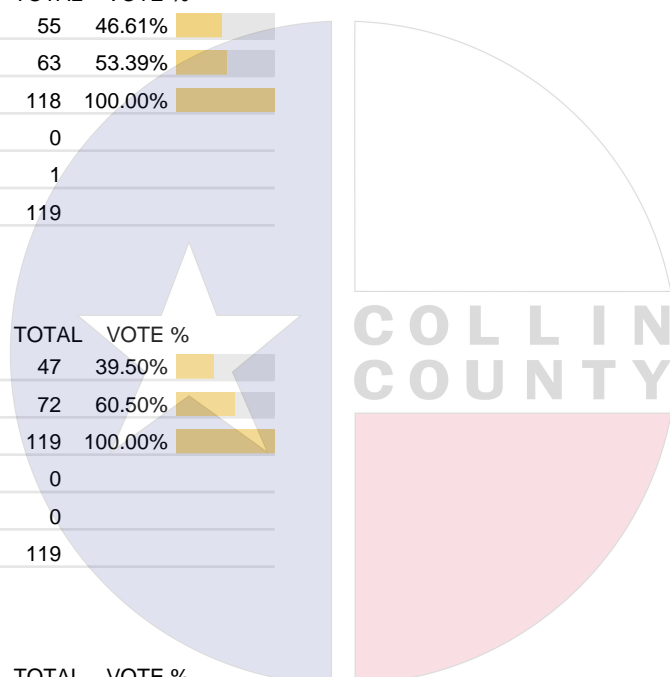
Vote For 1

	TOTAL	VOTE %	
For	93	78.15%	
Against	26	21.85%	
Total Votes Cast	119	100.00%	
Overvotes	0		
Undervotes	0		
Contest Totals	119		

**Proposition 5 – State of Texas**

Vote For 1

	TOTAL	VOTE %	
For	69	58.97%	
Against	48	41.03%	
Total Votes Cast	117	100.00%	
Overvotes	0		
Undervotes	2		
Contest Totals	119		



Collin County Seal  
 Watermark Seal for Collin County.  
 Collin County Government

## PCT 088

### Proposition 6 – State of Texas

Vote For 1

	TOTAL	VOTE %	
For	49	41.88%	
Against	68	58.12%	
Total Votes Cast	117	100.00%	
Overvotes	0		
Undervotes	2		
Contest Totals	119		

### Proposition 7 – State of Texas

Vote For 1

	TOTAL	VOTE %	
For	98	83.05%	
Against	20	16.95%	
Total Votes Cast	118	100.00%	
Overvotes	0		
Undervotes	1		
Contest Totals	119		

### Proposition 8 – State of Texas

Vote For 1

	TOTAL	VOTE %	
For	66	56.41%	
Against	51	43.59%	
Total Votes Cast	117	100.00%	
Overvotes	1		
Undervotes	1		
Contest Totals	119		

### Proposition 9 – State of Texas

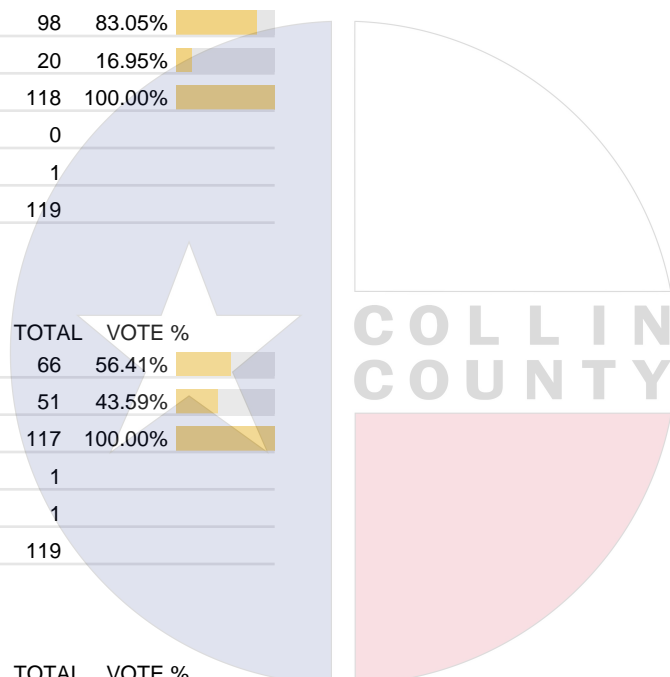
Vote For 1

	TOTAL	VOTE %	
For	67	58.26%	
Against	48	41.74%	
Total Votes Cast	115	100.00%	
Overvotes	1		
Undervotes	3		
Contest Totals	119		

### Proposition 10 – State of Texas

Vote For 1

	TOTAL	VOTE %	
For	103	87.29%	
Against	15	12.71%	
Total Votes Cast	118	100.00%	
Overvotes	0		
Undervotes	1		
Contest Totals	119		



Collin County Seal  
 Watermark Seal for Collin County.  
 Collin County Government

## PCT 088

### Proposition 11 – State of Texas

Vote For 1

	TOTAL	VOTE %	
For	84	71.79%	
Against	33	28.21%	
Total Votes Cast	117	100.00%	
Overvotes	0		
Undervotes	2		
Contest Totals	119		

### Proposition 12 – State of Texas

Vote For 1

	TOTAL	VOTE %	
For	54	46.15%	
Against	63	53.85%	
Total Votes Cast	117	100.00%	
Overvotes	0		
Undervotes	2		
Contest Totals	119		

### Proposition 13 – State of Texas

Vote For 1

	TOTAL	VOTE %	
For	82	70.09%	
Against	35	29.91%	
Total Votes Cast	117	100.00%	
Overvotes	1		
Undervotes	1		
Contest Totals	119		

### Proposition 14 – State of Texas

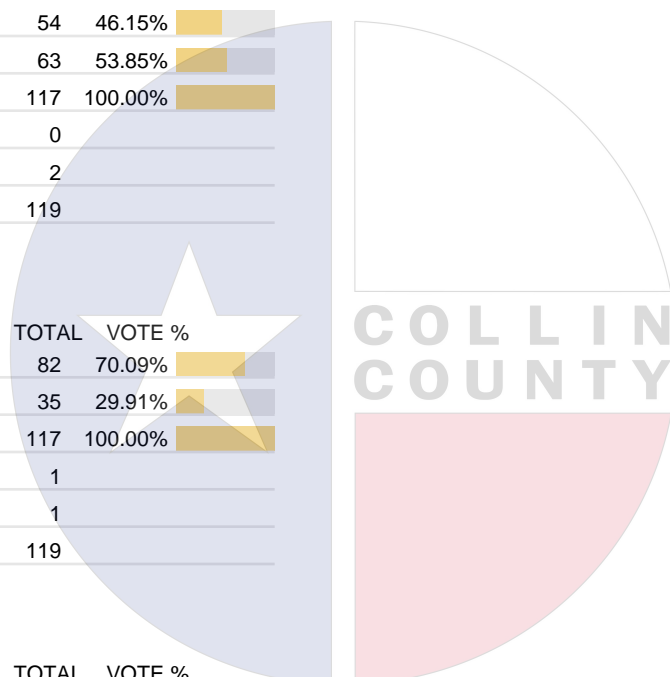
Vote For 1

	TOTAL	VOTE %	
For	94	80.34%	
Against	23	19.66%	
Total Votes Cast	117	100.00%	
Overvotes	0		
Undervotes	2		
Contest Totals	119		

### Proposition 15 – State of Texas

Vote For 1

	TOTAL	VOTE %	
For	61	52.14%	
Against	56	47.86%	
Total Votes Cast	117	100.00%	
Overvotes	0		
Undervotes	2		
Contest Totals	119		



Collin County Seal  
 Watermark Seal for Collin County.  
 Collin County Government

**PCT 088**

**Proposition 16 – State of Texas**

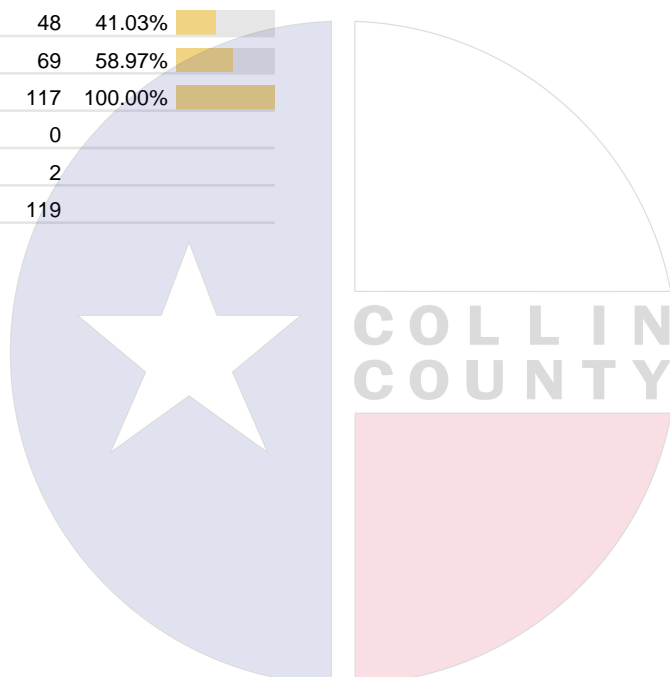
Vote For 1

	TOTAL	VOTE %	
For	58	48.74%	
Against	61	51.26%	
Total Votes Cast	119	100.00%	
Overvotes	0		
Undervotes	0		
Contest Totals	119		

**Proposition 17 – State of Texas**

Vote For 1

	TOTAL	VOTE %	
For	48	41.03%	
Against	69	58.97%	
Total Votes Cast	117	100.00%	
Overvotes	0		
Undervotes	2		
Contest Totals	119		



Collin County Seal  
 Watermark Seal for Collin County.  
 Collin County Government

## PCT 089

### Proposition 1 – State of Texas

Vote For 1

	TOTAL	VOTE %	
For	356	67.55%	
Against	171	32.45%	
Total Votes Cast	527	100.00%	
Overvotes	1		
Undervotes	2		
Contest Totals	530		

### Proposition 2 – State of Texas

Vote For 1

	TOTAL	VOTE %	
For	350	66.29%	
Against	178	33.71%	
Total Votes Cast	528	100.00%	
Overvotes	0		
Undervotes	2		
Contest Totals	530		

### Proposition 3 – State of Texas

Vote For 1

	TOTAL	VOTE %	
For	276	52.98%	
Against	245	47.02%	
Total Votes Cast	521	100.00%	
Overvotes	0		
Undervotes	9		
Contest Totals	530		

### Proposition 4 – State of Texas

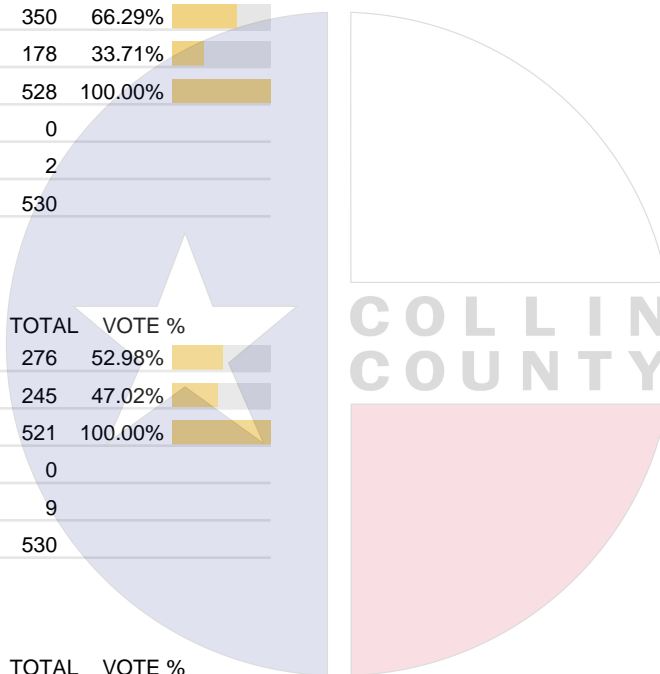
Vote For 1

	TOTAL	VOTE %	
For	388	73.90%	
Against	137	26.10%	
Total Votes Cast	525	100.00%	
Overvotes	1		
Undervotes	4		
Contest Totals	530		

### Proposition 5 – State of Texas

Vote For 1

	TOTAL	VOTE %	
For	317	61.67%	
Against	197	38.33%	
Total Votes Cast	514	100.00%	
Overvotes	1		
Undervotes	15		
Contest Totals	530		



Collin County Seal  
 Watermark Seal for Collin County.  
 Collin County Government

### PCT 089

#### Proposition 6 – State of Texas

Vote For 1

	TOTAL	VOTE %	
For	249	48.07%	
Against	269	51.93%	
Total Votes Cast	518	100.00%	
Overvotes	0		
Undervotes	12		
Contest Totals	530		

#### Proposition 7 – State of Texas

Vote For 1

	TOTAL	VOTE %	
For	433	82.32%	
Against	93	17.68%	
Total Votes Cast	526	100.00%	
Overvotes	1		
Undervotes	3		
Contest Totals	530		

#### Proposition 8 – State of Texas

Vote For 1

	TOTAL	VOTE %	
For	377	71.27%	
Against	152	28.73%	
Total Votes Cast	529	100.00%	
Overvotes	0		
Undervotes	1		
Contest Totals	530		

#### Proposition 9 – State of Texas

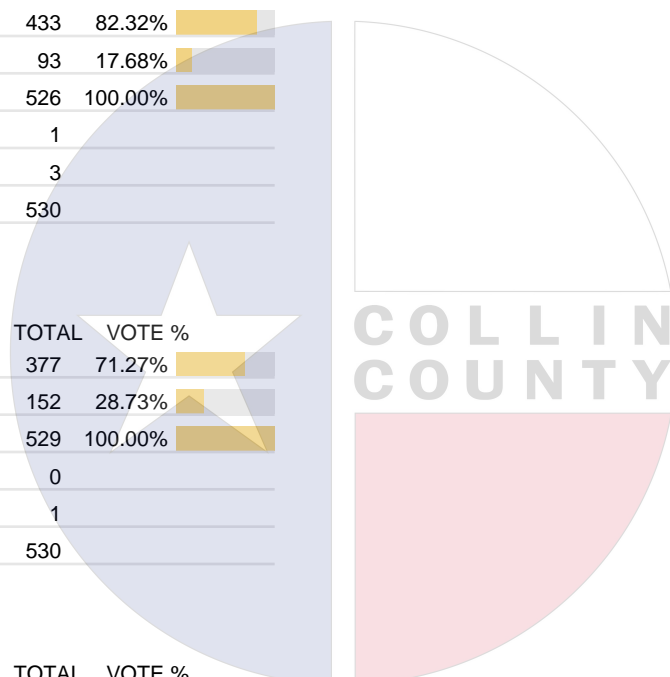
Vote For 1

	TOTAL	VOTE %	
For	332	63.36%	
Against	192	36.64%	
Total Votes Cast	524	100.00%	
Overvotes	0		
Undervotes	6		
Contest Totals	530		

#### Proposition 10 – State of Texas

Vote For 1

	TOTAL	VOTE %	
For	480	91.25%	
Against	46	8.75%	
Total Votes Cast	526	100.00%	
Overvotes	0		
Undervotes	4		
Contest Totals	530		



Collin County Seal  
 Watermark Seal for Collin County.  
 Collin County Government

**PCT 089**

**Proposition 11 – State of Texas**

Vote For 1

	TOTAL	VOTE %	
For	411	78.14%	
Against	115	21.86%	
Total Votes Cast	526	100.00%	
Overvotes	1		
Undervotes	3		
Contest Totals	530		

**Proposition 12 – State of Texas**

Vote For 1

	TOTAL	VOTE %	
For	279	53.65%	
Against	241	46.35%	
Total Votes Cast	520	100.00%	
Overvotes	0		
Undervotes	10		
Contest Totals	530		

**Proposition 13 – State of Texas**

Vote For 1

	TOTAL	VOTE %	
For	464	88.05%	
Against	63	11.95%	
Total Votes Cast	527	100.00%	
Overvotes	0		
Undervotes	3		
Contest Totals	530		

**Proposition 14 – State of Texas**

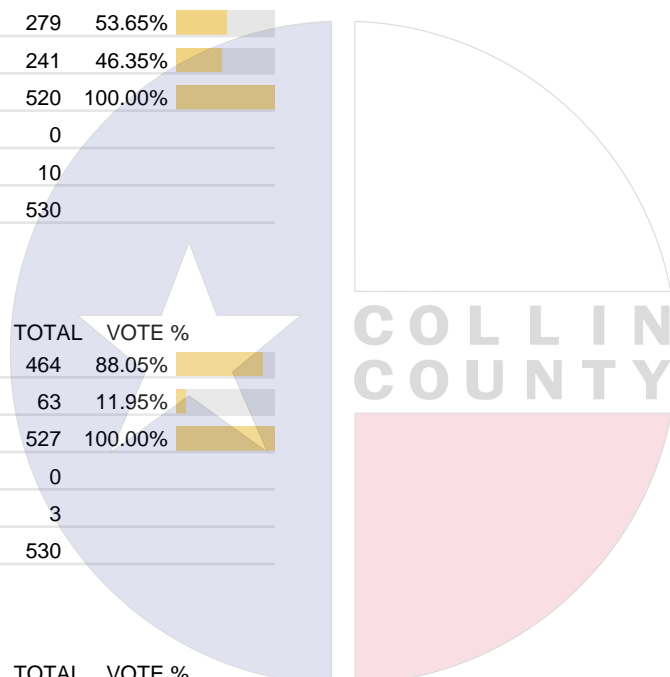
Vote For 1

	TOTAL	VOTE %	
For	368	69.96%	
Against	158	30.04%	
Total Votes Cast	526	100.00%	
Overvotes	0		
Undervotes	4		
Contest Totals	530		

**Proposition 15 – State of Texas**

Vote For 1

	TOTAL	VOTE %	
For	306	58.73%	
Against	215	41.27%	
Total Votes Cast	521	100.00%	
Overvotes	0		
Undervotes	9		
Contest Totals	530		



Collin County Seal  
 Watermark Seal for Collin County.  
 Collin County Government

**PCT 089**

**Proposition 16 – State of Texas**

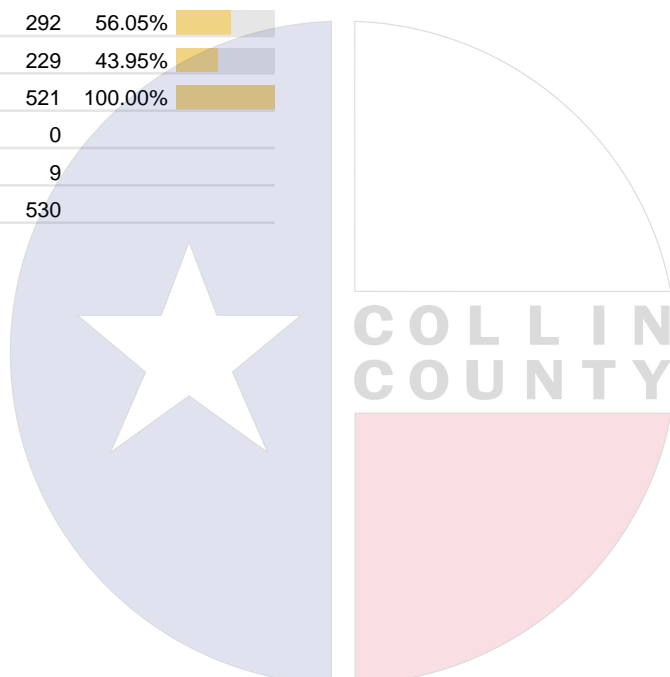
Vote For 1

	TOTAL	VOTE %	
For	346	65.78%	
Against	180	34.22%	
Total Votes Cast	526	100.00%	
Overvotes	0		
Undervotes	4		
Contest Totals	530		

**Proposition 17 – State of Texas**

Vote For 1

	TOTAL	VOTE %	
For	292	56.05%	
Against	229	43.95%	
Total Votes Cast	521	100.00%	
Overvotes	0		
Undervotes	9		
Contest Totals	530		



Collin County Seal  
 Watermark Seal for Collin County.  
 Collin County Government

## PCT 090

### Proposition 1 – State of Texas

Vote For 1

	TOTAL	VOTE %	
For	394	70.61%	
Against	164	29.39%	
Total Votes Cast	558	100.00%	
Overvotes	0		
Undervotes	4		
Contest Totals	562		

### Proposition 2 – State of Texas

Vote For 1

	TOTAL	VOTE %	
For	449	80.04%	
Against	112	19.96%	
Total Votes Cast	561	100.00%	
Overvotes	0		
Undervotes	1		
Contest Totals	562		

### Proposition 3 – State of Texas

Vote For 1

	TOTAL	VOTE %	
For	354	63.21%	
Against	206	36.79%	
Total Votes Cast	560	100.00%	
Overvotes	0		
Undervotes	2		
Contest Totals	562		

### Proposition 4 – State of Texas

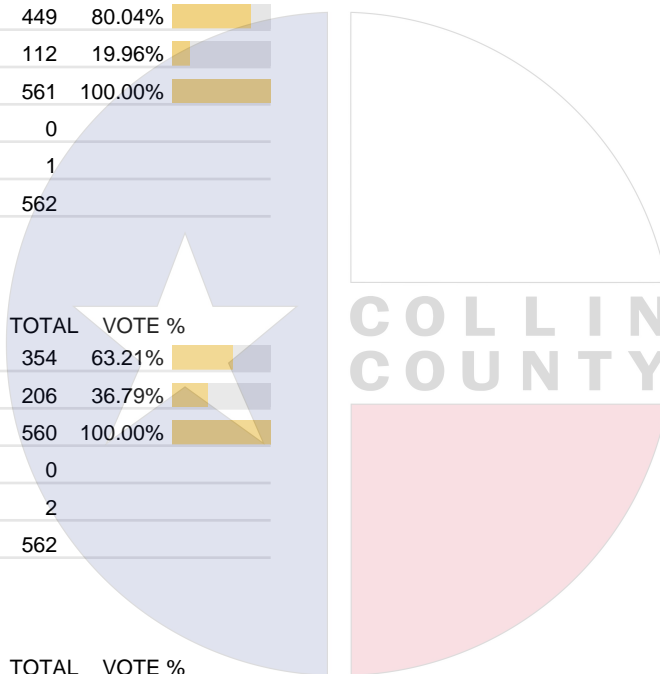
Vote For 1

	TOTAL	VOTE %	
For	414	74.19%	
Against	144	25.81%	
Total Votes Cast	558	100.00%	
Overvotes	0		
Undervotes	4		
Contest Totals	562		

### Proposition 5 – State of Texas

Vote For 1

	TOTAL	VOTE %	
For	380	69.47%	
Against	167	30.53%	
Total Votes Cast	547	100.00%	
Overvotes	0		
Undervotes	15		
Contest Totals	562		



Collin County Seal  
 Watermark Seal for Collin County.  
 Collin County Government

## PCT 090

### Proposition 6 – State of Texas

Vote For 1

	TOTAL	VOTE %	
For	383	69.51%	
Against	168	30.49%	
Total Votes Cast	551	100.00%	
Overvotes	0		
Undervotes	11		
Contest Totals	562		

### Proposition 7 – State of Texas

Vote For 1

	TOTAL	VOTE %	
For	503	89.98%	
Against	56	10.02%	
Total Votes Cast	559	100.00%	
Overvotes	0		
Undervotes	3		
Contest Totals	562		

### Proposition 8 – State of Texas

Vote For 1

	TOTAL	VOTE %	
For	464	83.30%	
Against	93	16.70%	
Total Votes Cast	557	100.00%	
Overvotes	1		
Undervotes	4		
Contest Totals	562		

### Proposition 9 – State of Texas

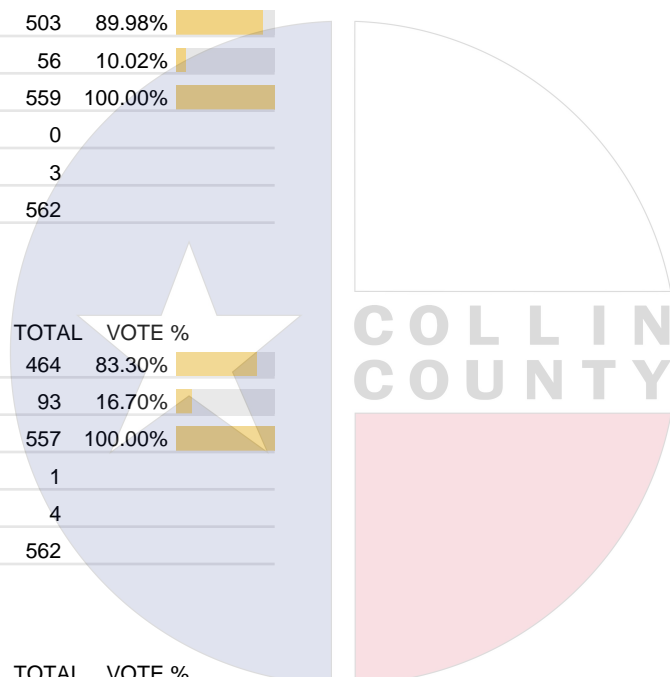
Vote For 1

	TOTAL	VOTE %	
For	411	74.46%	
Against	141	25.54%	
Total Votes Cast	552	100.00%	
Overvotes	0		
Undervotes	10		
Contest Totals	562		

### Proposition 10 – State of Texas

Vote For 1

	TOTAL	VOTE %	
For	497	89.07%	
Against	61	10.93%	
Total Votes Cast	558	100.00%	
Overvotes	0		
Undervotes	4		
Contest Totals	562		



Collin County Seal  
 Watermark Seal for Collin County.  
 Collin County Government

### PCT 090

#### Proposition 11 – State of Texas

Vote For 1

	TOTAL	VOTE %	
For	452	81.15%	
Against	105	18.85%	
Total Votes Cast	557	100.00%	
Overvotes	0		
Undervotes	5		
Contest Totals	562		

#### Proposition 12 – State of Texas

Vote For 1

	TOTAL	VOTE %	
For	335	60.80%	
Against	216	39.20%	
Total Votes Cast	551	100.00%	
Overvotes	0		
Undervotes	11		
Contest Totals	562		

#### Proposition 13 – State of Texas

Vote For 1

	TOTAL	VOTE %	
For	500	89.29%	
Against	60	10.71%	
Total Votes Cast	560	100.00%	
Overvotes	0		
Undervotes	2		
Contest Totals	562		

#### Proposition 14 – State of Texas

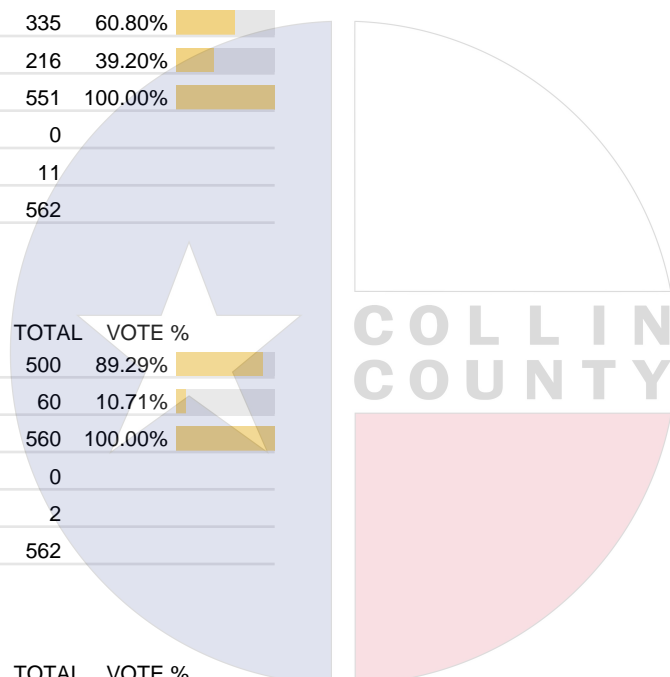
Vote For 1

	TOTAL	VOTE %	
For	356	64.03%	
Against	200	35.97%	
Total Votes Cast	556	100.00%	
Overvotes	0		
Undervotes	6		
Contest Totals	562		

#### Proposition 15 – State of Texas

Vote For 1

	TOTAL	VOTE %	
For	391	70.71%	
Against	162	29.29%	
Total Votes Cast	553	100.00%	
Overvotes	0		
Undervotes	9		
Contest Totals	562		



Collin County Seal  
 Watermark Seal for Collin County.  
 Collin County Government

**PCT 090**

**Proposition 16 – State of Texas**

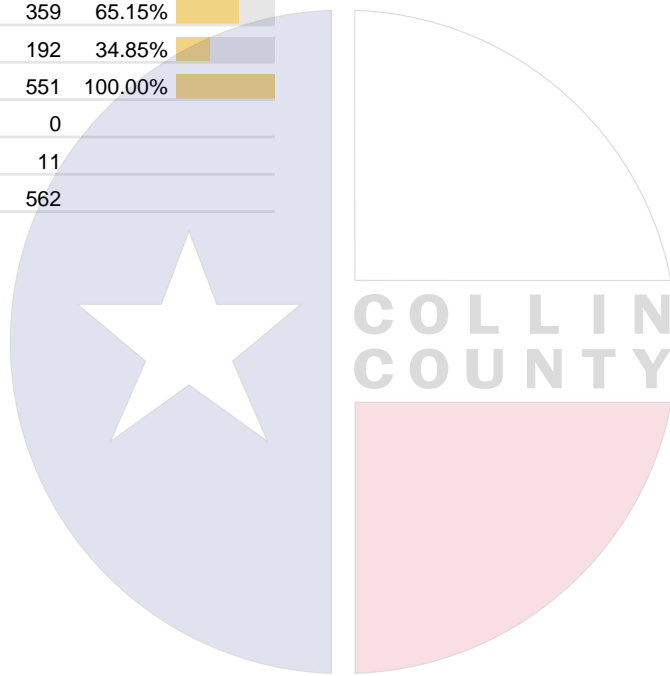
Vote For 1

	TOTAL	VOTE %	
For	424	75.99%	
Against	134	24.01%	
Total Votes Cast	558	100.00%	
Overvotes	0		
Undervotes	4		
Contest Totals	562		

**Proposition 17 – State of Texas**

Vote For 1

	TOTAL	VOTE %	
For	359	65.15%	
Against	192	34.85%	
Total Votes Cast	551	100.00%	
Overvotes	0		
Undervotes	11		
Contest Totals	562		



Collin County Seal  
 Watermark Seal for Collin County.  
 Collin County Government

## PCT 091

### Proposition 1 – State of Texas

Vote For 1

	TOTAL	VOTE %	
For	384	74.85%	
Against	129	25.15%	
Total Votes Cast	513	100.00%	
Overvotes	0		
Undervotes	4		
Contest Totals	517		

### Proposition 2 – State of Texas

Vote For 1

	TOTAL	VOTE %	
For	291	56.84%	
Against	221	43.16%	
Total Votes Cast	512	100.00%	
Overvotes	0		
Undervotes	5		
Contest Totals	517		

### Proposition 3 – State of Texas

Vote For 1

	TOTAL	VOTE %	
For	255	49.71%	
Against	258	50.29%	
Total Votes Cast	513	100.00%	
Overvotes	0		
Undervotes	4		
Contest Totals	517		

### Proposition 4 – State of Texas

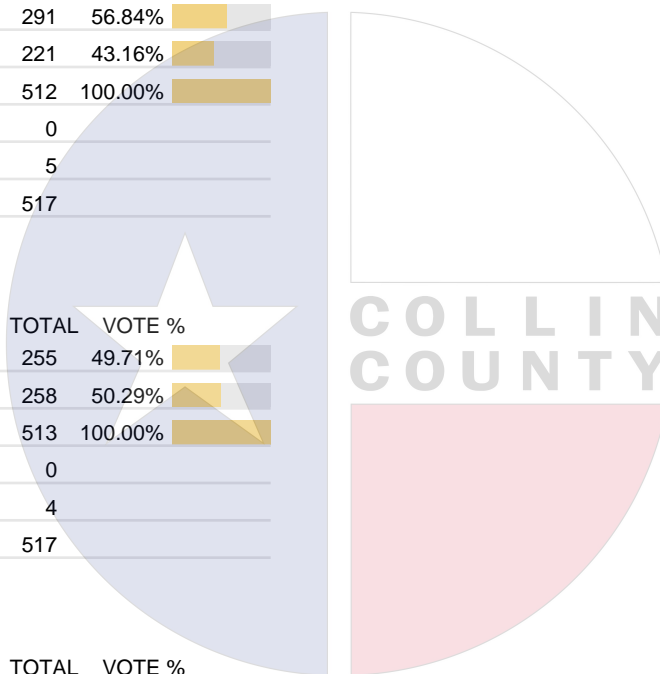
Vote For 1

	TOTAL	VOTE %	
For	400	77.82%	
Against	114	22.18%	
Total Votes Cast	514	100.00%	
Overvotes	1		
Undervotes	2		
Contest Totals	517		

### Proposition 5 – State of Texas

Vote For 1

	TOTAL	VOTE %	
For	321	63.44%	
Against	185	36.56%	
Total Votes Cast	506	100.00%	
Overvotes	0		
Undervotes	11		
Contest Totals	517		



Collin County Seal  
 Watermark Seal for Collin County.  
 Collin County Government

### PCT 091

#### Proposition 6 – State of Texas

Vote For 1

	TOTAL	VOTE %	
For	227	45.22%	
Against	275	54.78%	
Total Votes Cast	502	100.00%	
Overvotes	1		
Undervotes	14		
Contest Totals	517		

#### Proposition 7 – State of Texas

Vote For 1

	TOTAL	VOTE %	
For	446	86.43%	
Against	70	13.57%	
Total Votes Cast	516	100.00%	
Overvotes	0		
Undervotes	1		
Contest Totals	517		

#### Proposition 8 – State of Texas

Vote For 1

	TOTAL	VOTE %	
For	333	64.91%	
Against	180	35.09%	
Total Votes Cast	513	100.00%	
Overvotes	1		
Undervotes	3		
Contest Totals	517		

#### Proposition 9 – State of Texas

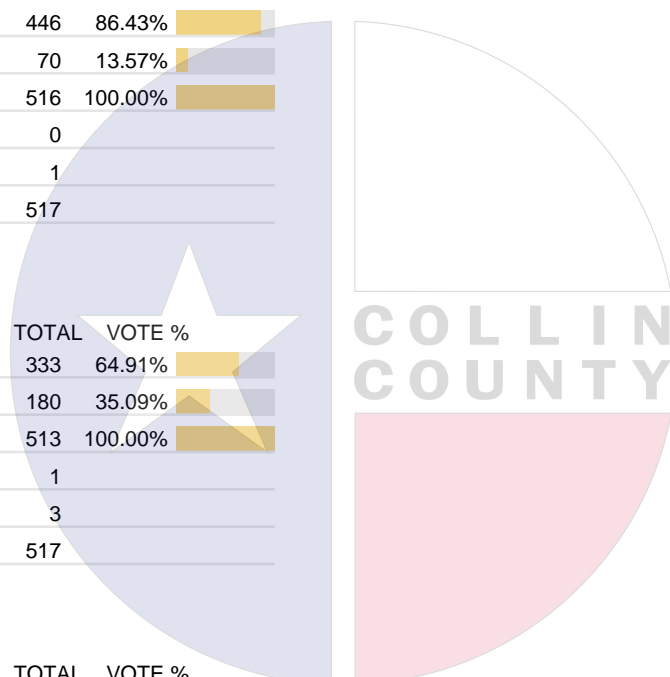
Vote For 1

	TOTAL	VOTE %	
For	336	65.62%	
Against	176	34.38%	
Total Votes Cast	512	100.00%	
Overvotes	0		
Undervotes	5		
Contest Totals	517		

#### Proposition 10 – State of Texas

Vote For 1

	TOTAL	VOTE %	
For	450	87.38%	
Against	65	12.62%	
Total Votes Cast	515	100.00%	
Overvotes	0		
Undervotes	2		
Contest Totals	517		



Collin County Seal  
 Watermark Seal for Collin County.  
 Collin County Government

## PCT 091

### Proposition 11 – State of Texas

Vote For 1

	TOTAL	VOTE %	
For	403	78.71%	
Against	109	21.29%	
Total Votes Cast	512	100.00%	
Overvotes	2		
Undervotes	3		
Contest Totals	517		

### Proposition 12 – State of Texas

Vote For 1

	TOTAL	VOTE %	
For	240	46.78%	
Against	273	53.22%	
Total Votes Cast	513	100.00%	
Overvotes	0		
Undervotes	4		
Contest Totals	517		

### Proposition 13 – State of Texas

Vote For 1

	TOTAL	VOTE %	
For	434	84.27%	
Against	81	15.73%	
Total Votes Cast	515	100.00%	
Overvotes	0		
Undervotes	2		
Contest Totals	517		

### Proposition 14 – State of Texas

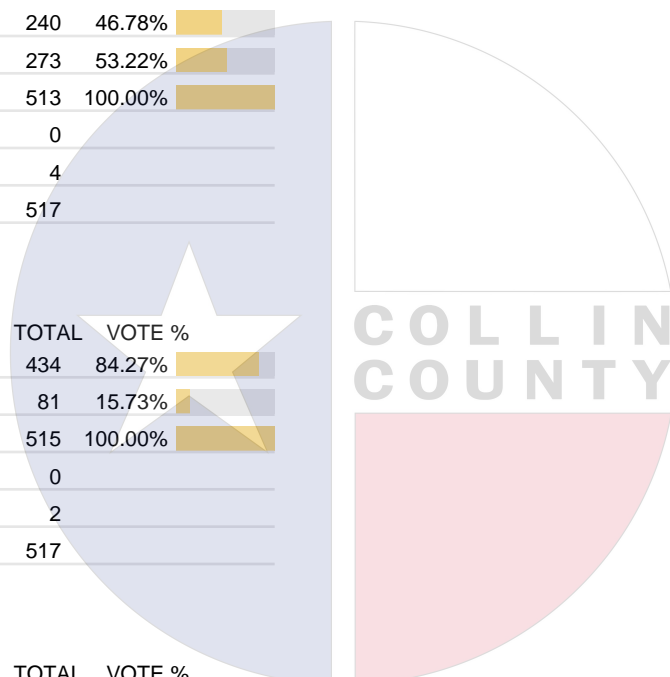
Vote For 1

	TOTAL	VOTE %	
For	380	73.93%	
Against	134	26.07%	
Total Votes Cast	514	100.00%	
Overvotes	0		
Undervotes	3		
Contest Totals	517		

### Proposition 15 – State of Texas

Vote For 1

	TOTAL	VOTE %	
For	290	56.53%	
Against	223	43.47%	
Total Votes Cast	513	100.00%	
Overvotes	0		
Undervotes	4		
Contest Totals	517		



Collin County Seal  
 Watermark Seal for Collin County.  
 Collin County Government

**PCT 091**

**Proposition 16 – State of Texas**

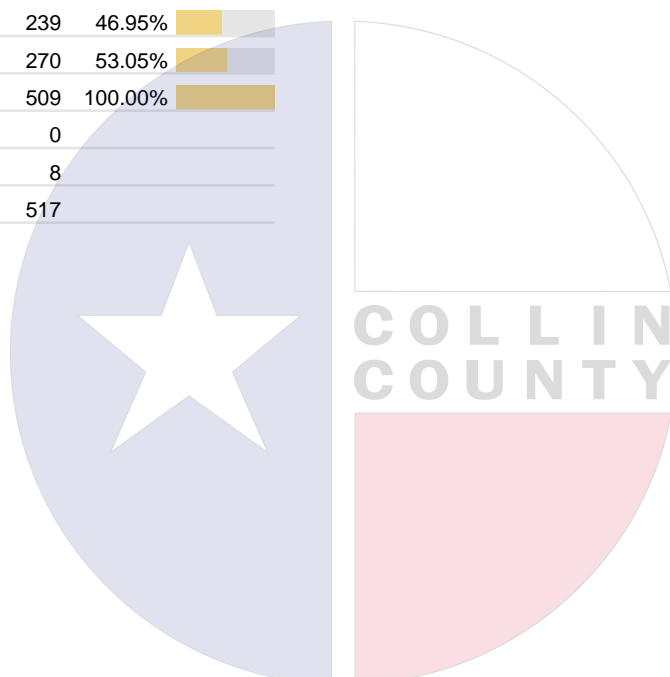
Vote For 1

	TOTAL	VOTE %	
For	304	59.26%	
Against	209	40.74%	
Total Votes Cast	513	100.00%	
Overvotes	1		
Undervotes	3		
Contest Totals	517		

**Proposition 17 – State of Texas**

Vote For 1

	TOTAL	VOTE %	
For	239	46.95%	
Against	270	53.05%	
Total Votes Cast	509	100.00%	
Overvotes	0		
Undervotes	8		
Contest Totals	517		



Collin County Seal  
 Watermark Seal for Collin County.  
 Collin County Government

## PCT 092

### Proposition 1 – State of Texas

Vote For 1

	TOTAL	VOTE %	
For	331	68.25%	
Against	154	31.75%	
Total Votes Cast	485	100.00%	
Overvotes	0		
Undervotes	9		
Contest Totals	494		

### Proposition 2 – State of Texas

Vote For 1

	TOTAL	VOTE %	
For	280	57.61%	
Against	206	42.39%	
Total Votes Cast	486	100.00%	
Overvotes	2		
Undervotes	6		
Contest Totals	494		

### Proposition 3 – State of Texas

Vote For 1

	TOTAL	VOTE %	
For	243	49.69%	
Against	246	50.31%	
Total Votes Cast	489	100.00%	
Overvotes	0		
Undervotes	5		
Contest Totals	494		

### Proposition 4 – State of Texas

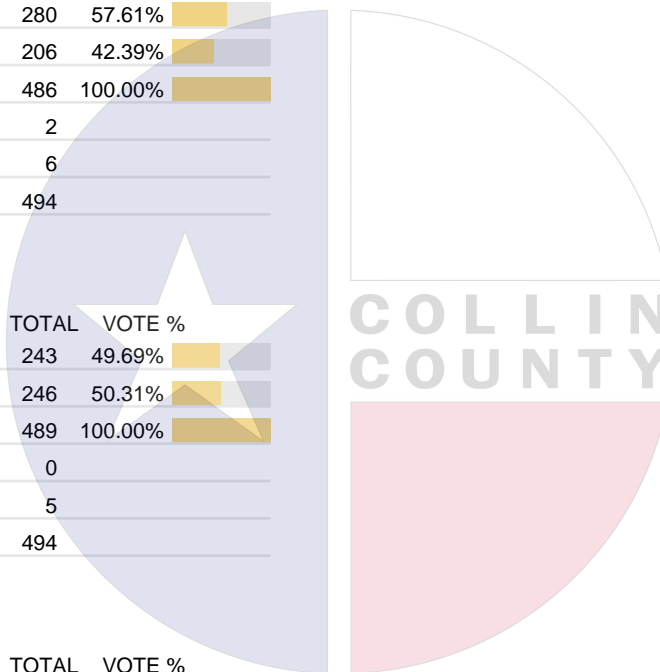
Vote For 1

	TOTAL	VOTE %	
For	345	71.28%	
Against	139	28.72%	
Total Votes Cast	484	100.00%	
Overvotes	0		
Undervotes	10		
Contest Totals	494		

### Proposition 5 – State of Texas

Vote For 1

	TOTAL	VOTE %	
For	299	62.55%	
Against	179	37.45%	
Total Votes Cast	478	100.00%	
Overvotes	0		
Undervotes	16		
Contest Totals	494		



Collin County Seal  
 Watermark Seal for Collin County.  
 Collin County Government

## PCT 092

### Proposition 6 – State of Texas

Vote For 1

	TOTAL	VOTE %	
For	223	46.95%	
Against	252	53.05%	
Total Votes Cast	475	100.00%	
Overvotes	0		
Undervotes	19		
Contest Totals	494		

### Proposition 7 – State of Texas

Vote For 1

	TOTAL	VOTE %	
For	423	87.04%	
Against	63	12.96%	
Total Votes Cast	486	100.00%	
Overvotes	0		
Undervotes	8		
Contest Totals	494		

### Proposition 8 – State of Texas

Vote For 1

	TOTAL	VOTE %	
For	315	64.15%	
Against	176	35.85%	
Total Votes Cast	491	100.00%	
Overvotes	0		
Undervotes	3		
Contest Totals	494		

### Proposition 9 – State of Texas

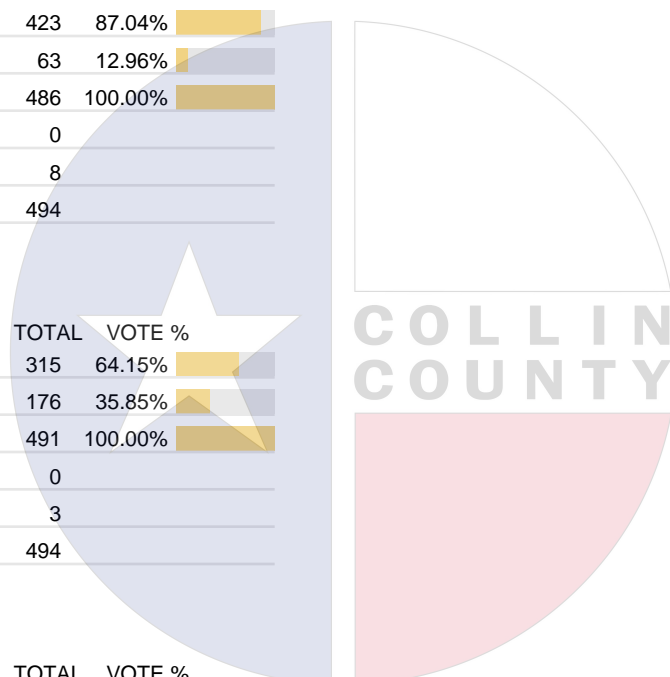
Vote For 1

	TOTAL	VOTE %	
For	310	64.58%	
Against	170	35.42%	
Total Votes Cast	480	100.00%	
Overvotes	0		
Undervotes	14		
Contest Totals	494		

### Proposition 10 – State of Texas

Vote For 1

	TOTAL	VOTE %	
For	416	84.90%	
Against	74	15.10%	
Total Votes Cast	490	100.00%	
Overvotes	0		
Undervotes	4		
Contest Totals	494		



Collin County Seal  
 Watermark Seal for Collin County.  
 Collin County Government

## PCT 092

### Proposition 11 – State of Texas

Vote For 1

	TOTAL	VOTE %	
For	380	77.55%	
Against	110	22.45%	
Total Votes Cast	490	100.00%	
Overvotes	0		
Undervotes	4		
Contest Totals	494		

### Proposition 12 – State of Texas

Vote For 1

	TOTAL	VOTE %	
For	240	49.28%	
Against	247	50.72%	
Total Votes Cast	487	100.00%	
Overvotes	0		
Undervotes	7		
Contest Totals	494		

### Proposition 13 – State of Texas

Vote For 1

	TOTAL	VOTE %	
For	377	76.94%	
Against	113	23.06%	
Total Votes Cast	490	100.00%	
Overvotes	0		
Undervotes	4		
Contest Totals	494		

### Proposition 14 – State of Texas

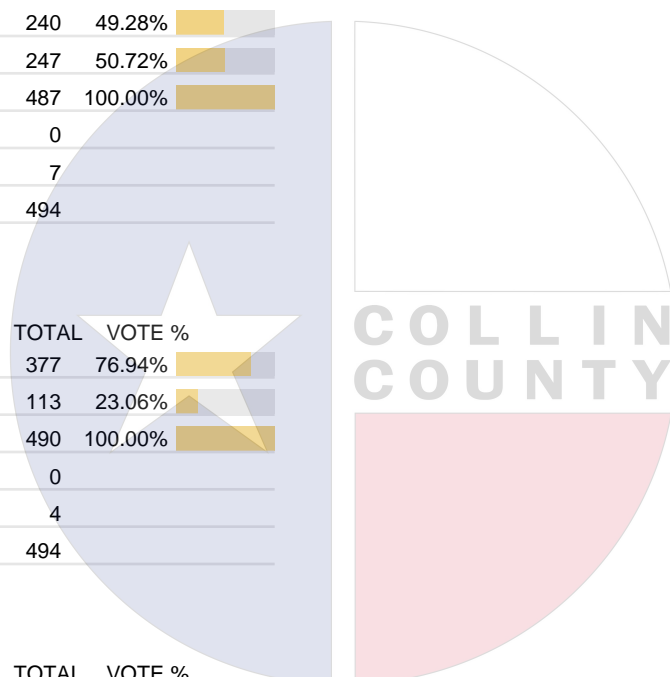
Vote For 1

	TOTAL	VOTE %	
For	346	70.76%	
Against	143	29.24%	
Total Votes Cast	489	100.00%	
Overvotes	0		
Undervotes	5		
Contest Totals	494		

### Proposition 15 – State of Texas

Vote For 1

	TOTAL	VOTE %	
For	295	60.33%	
Against	194	39.67%	
Total Votes Cast	489	100.00%	
Overvotes	0		
Undervotes	5		
Contest Totals	494		



Collin County Seal  
 Watermark Seal for Collin County.  
 Collin County Government

## PCT 092

### Proposition 16 – State of Texas

Vote For 1

	TOTAL	VOTE %	
For	306	62.58%	
Against	183	37.42%	
Total Votes Cast	489	100.00%	
Overvotes	0		
Undervotes	5		
Contest Totals	494		

### Proposition 17 – State of Texas

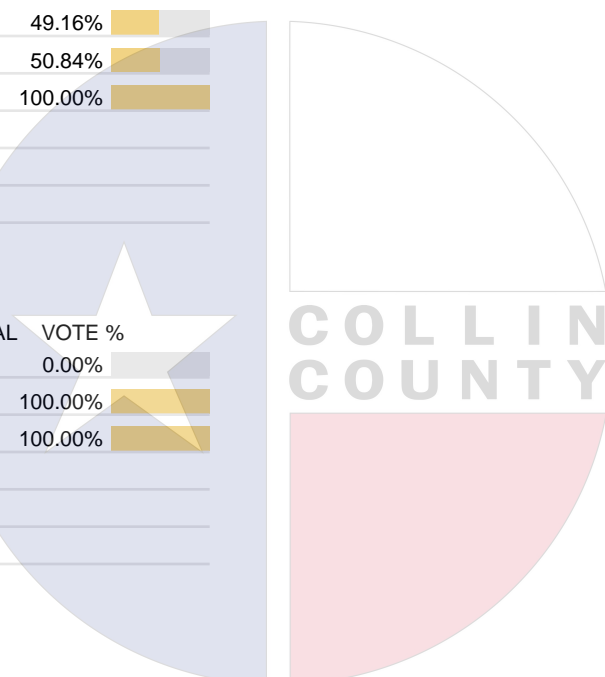
Vote For 1

	TOTAL	VOTE %	
For	235	49.16%	
Against	243	50.84%	
Total Votes Cast	478	100.00%	
Overvotes	0		
Undervotes	16		
Contest Totals	494		

### Proposition – Collin County ESD, No. 1

Vote For 1

	TOTAL	VOTE %	
For	0	0.00%	
Against	1	100.00%	
Total Votes Cast	1	100.00%	
Overvotes	0		
Undervotes	0		
Contest Totals	1		



Collin County Seal  
 Watermark Seal for Collin County.  
 Collin County Government

### PCT 093

#### Proposition 1 – State of Texas

Vote For 1

	TOTAL	VOTE %	
For	36	72.00%	
Against	14	28.00%	
Total Votes Cast	50	100.00%	
Overvotes	0		
Undervotes	3		
Contest Totals	53		

#### Proposition 2 – State of Texas

Vote For 1

	TOTAL	VOTE %	
For	43	81.13%	
Against	10	18.87%	
Total Votes Cast	53	100.00%	
Overvotes	0		
Undervotes	0		
Contest Totals	53		

#### Proposition 3 – State of Texas

Vote For 1

	TOTAL	VOTE %	
For	35	67.31%	
Against	17	32.69%	
Total Votes Cast	52	100.00%	
Overvotes	0		
Undervotes	1		
Contest Totals	53		

#### Proposition 4 – State of Texas

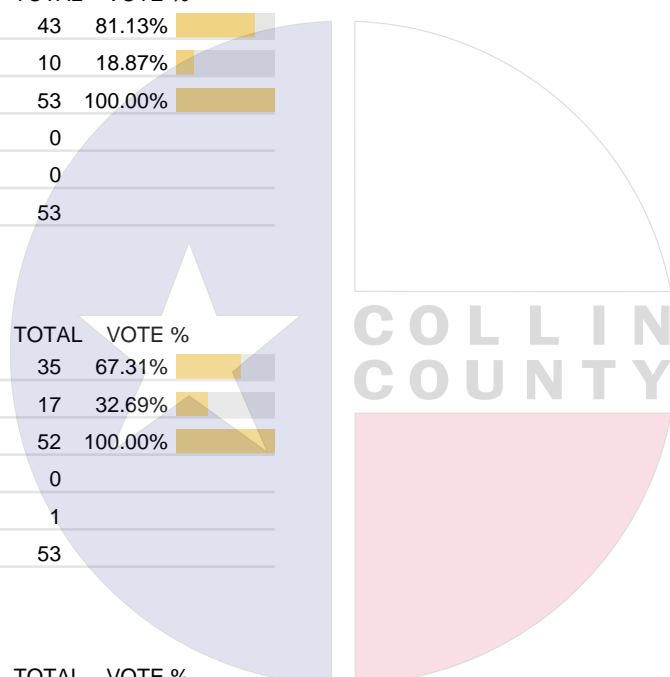
Vote For 1

	TOTAL	VOTE %	
For	39	81.25%	
Against	9	18.75%	
Total Votes Cast	48	100.00%	
Overvotes	0		
Undervotes	5		
Contest Totals	53		

#### Proposition 5 – State of Texas

Vote For 1

	TOTAL	VOTE %	
For	46	88.46%	
Against	6	11.54%	
Total Votes Cast	52	100.00%	
Overvotes	0		
Undervotes	1		
Contest Totals	53		



Collin County Seal  
 Watermark Seal for Collin County.  
 Collin County Government

**PCT 093**

**Proposition 6 – State of Texas**

Vote For 1

	TOTAL	VOTE %	
For	30	63.83%	
Against	17	36.17%	
Total Votes Cast	47	100.00%	
Overvotes	0		
Undervotes	6		
Contest Totals	53		

**Proposition 7 – State of Texas**

Vote For 1

	TOTAL	VOTE %	
For	48	90.57%	
Against	5	9.43%	
Total Votes Cast	53	100.00%	
Overvotes	0		
Undervotes	0		
Contest Totals	53		

**Proposition 8 – State of Texas**

Vote For 1

	TOTAL	VOTE %	
For	47	88.68%	
Against	6	11.32%	
Total Votes Cast	53	100.00%	
Overvotes	0		
Undervotes	0		
Contest Totals	53		

**Proposition 9 – State of Texas**

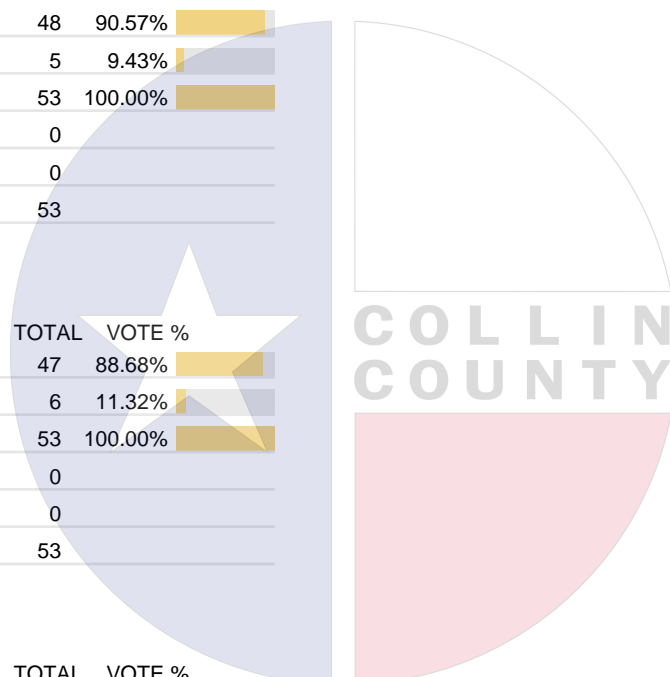
Vote For 1

	TOTAL	VOTE %	
For	39	76.47%	
Against	12	23.53%	
Total Votes Cast	51	100.00%	
Overvotes	0		
Undervotes	2		
Contest Totals	53		

**Proposition 10 – State of Texas**

Vote For 1

	TOTAL	VOTE %	
For	43	86.00%	
Against	7	14.00%	
Total Votes Cast	50	100.00%	
Overvotes	0		
Undervotes	3		
Contest Totals	53		



Collin County Seal  
 Watermark Seal for Collin County.  
 Collin County Government

### PCT 093

#### Proposition 11 – State of Texas

Vote For 1

	TOTAL	VOTE %	
For	48	90.57%	
Against	5	9.43%	
Total Votes Cast	53	100.00%	
Overvotes	0		
Undervotes	0		
Contest Totals	53		

#### Proposition 12 – State of Texas

Vote For 1

	TOTAL	VOTE %	
For	35	71.43%	
Against	14	28.57%	
Total Votes Cast	49	100.00%	
Overvotes	0		
Undervotes	4		
Contest Totals	53		

#### Proposition 13 – State of Texas

Vote For 1

	TOTAL	VOTE %	
For	49	92.45%	
Against	4	7.55%	
Total Votes Cast	53	100.00%	
Overvotes	0		
Undervotes	0		
Contest Totals	53		

#### Proposition 14 – State of Texas

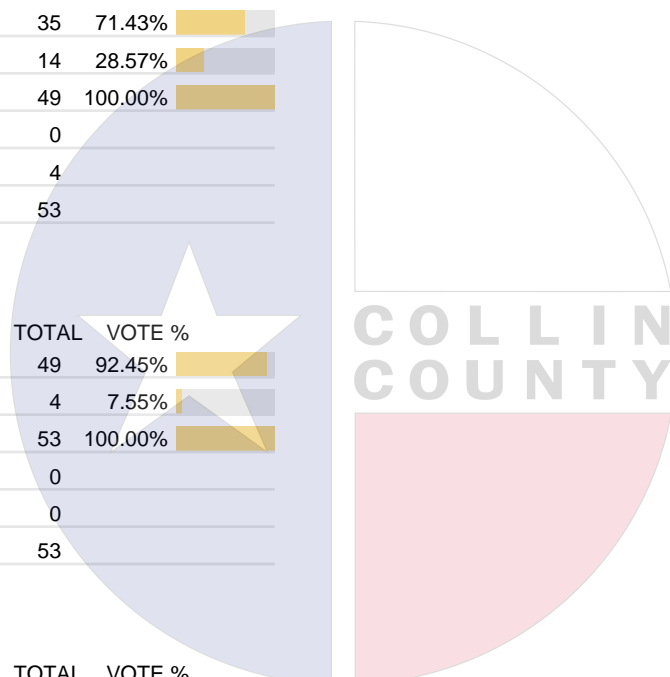
Vote For 1

	TOTAL	VOTE %	
For	40	75.47%	
Against	13	24.53%	
Total Votes Cast	53	100.00%	
Overvotes	0		
Undervotes	0		
Contest Totals	53		

#### Proposition 15 – State of Texas

Vote For 1

	TOTAL	VOTE %	
For	44	83.02%	
Against	9	16.98%	
Total Votes Cast	53	100.00%	
Overvotes	0		
Undervotes	0		
Contest Totals	53		



Collin County Seal  
 Watermark Seal for Collin County.  
 Collin County Government

**PCT 093**

**Proposition 16 – State of Texas**

Vote For 1

	TOTAL	VOTE %	
For	46	86.79%	
Against	7	13.21%	
Total Votes Cast	53	100.00%	
Overvotes	0		
Undervotes	0		
Contest Totals	53		

**Proposition 17 – State of Texas**

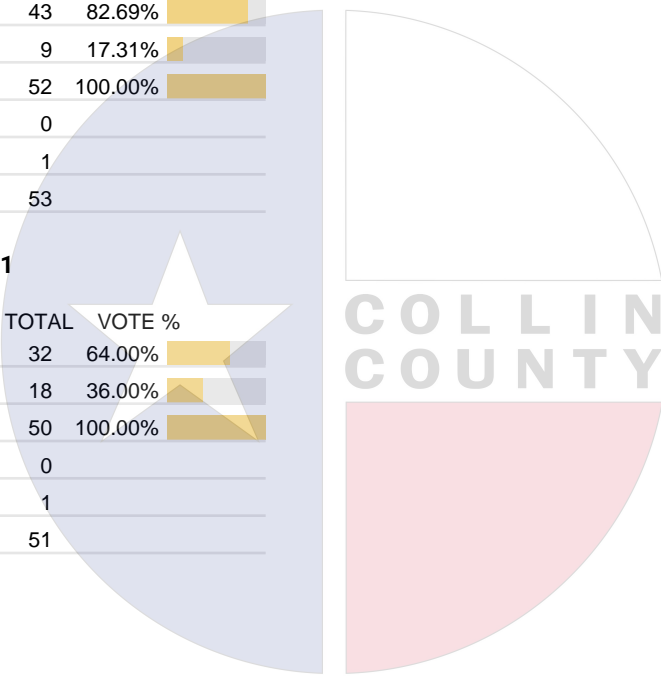
Vote For 1

	TOTAL	VOTE %	
For	43	82.69%	
Against	9	17.31%	
Total Votes Cast	52	100.00%	
Overvotes	0		
Undervotes	1		
Contest Totals	53		

**Proposition – Collin County ESD, No. 1**

Vote For 1

	TOTAL	VOTE %	
For	32	64.00%	
Against	18	36.00%	
Total Votes Cast	50	100.00%	
Overvotes	0		
Undervotes	1		
Contest Totals	51		



Collin County Seal  
 Watermark Seal for Collin County.  
 Collin County Government

**PCT 094**

**Proposition 1 – State of Texas**

Vote For 1

	TOTAL	VOTE %	
For	589	75.90%	
Against	187	24.10%	
Total Votes Cast	776	100.00%	
Overvotes	0		
Undervotes	9		
Contest Totals	785		

**Proposition 2 – State of Texas**

Vote For 1

	TOTAL	VOTE %	
For	474	60.69%	
Against	307	39.31%	
Total Votes Cast	781	100.00%	
Overvotes	0		
Undervotes	4		
Contest Totals	785		

**Proposition 3 – State of Texas**

Vote For 1

	TOTAL	VOTE %	
For	392	50.52%	
Against	384	49.48%	
Total Votes Cast	776	100.00%	
Overvotes	1		
Undervotes	8		
Contest Totals	785		

**Proposition 4 – State of Texas**

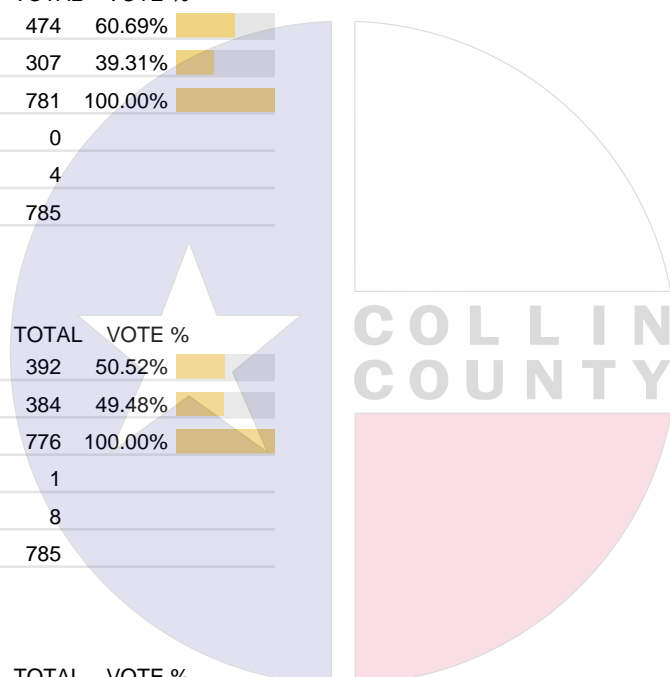
Vote For 1

	TOTAL	VOTE %	
For	625	80.54%	
Against	151	19.46%	
Total Votes Cast	776	100.00%	
Overvotes	0		
Undervotes	9		
Contest Totals	785		

**Proposition 5 – State of Texas**

Vote For 1

	TOTAL	VOTE %	
For	485	63.48%	
Against	279	36.52%	
Total Votes Cast	764	100.00%	
Overvotes	0		
Undervotes	21		
Contest Totals	785		



Collin County Seal  
 Watermark Seal for Collin County,  
 Collin County Government

## PCT 094

### Proposition 6 – State of Texas

Vote For 1

	TOTAL	VOTE %	
For	411	53.38%	
Against	359	46.62%	
Total Votes Cast	770	100.00%	
Overvotes	0		
Undervotes	15		
Contest Totals	785		

### Proposition 7 – State of Texas

Vote For 1

	TOTAL	VOTE %	
For	675	86.87%	
Against	102	13.13%	
Total Votes Cast	777	100.00%	
Overvotes	0		
Undervotes	8		
Contest Totals	785		

### Proposition 8 – State of Texas

Vote For 1

	TOTAL	VOTE %	
For	513	65.68%	
Against	268	34.32%	
Total Votes Cast	781	100.00%	
Overvotes	0		
Undervotes	4		
Contest Totals	785		

### Proposition 9 – State of Texas

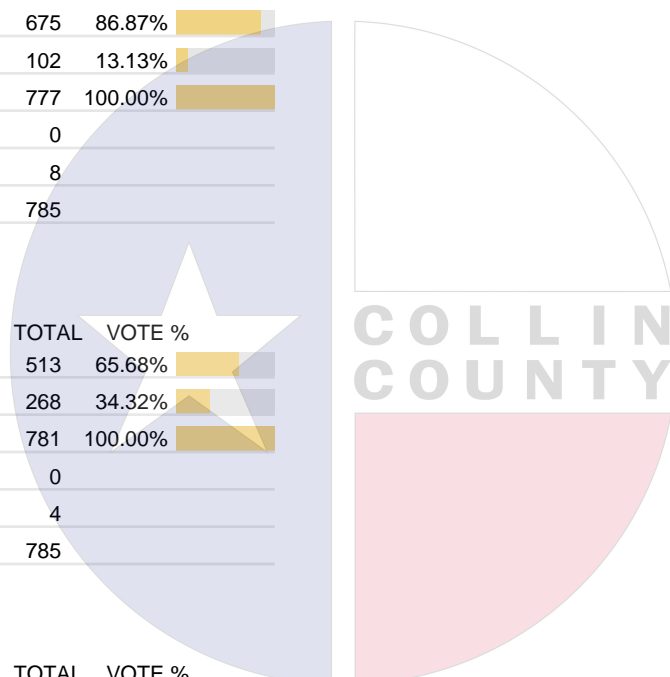
Vote For 1

	TOTAL	VOTE %	
For	494	63.82%	
Against	280	36.18%	
Total Votes Cast	774	100.00%	
Overvotes	0		
Undervotes	11		
Contest Totals	785		

### Proposition 10 – State of Texas

Vote For 1

	TOTAL	VOTE %	
For	690	88.80%	
Against	87	11.20%	
Total Votes Cast	777	100.00%	
Overvotes	0		
Undervotes	8		
Contest Totals	785		



Collin County Seal  
 Watermark Seal for Collin County.  
 Collin County Government

### PCT 094

#### Proposition 11 – State of Texas

Vote For 1

	TOTAL	VOTE %	
For	625	80.03%	
Against	156	19.97%	
Total Votes Cast	781	100.00%	
Overvotes	0		
Undervotes	4		
Contest Totals	785		

#### Proposition 12 – State of Texas

Vote For 1

	TOTAL	VOTE %	
For	360	46.63%	
Against	412	53.37%	
Total Votes Cast	772	100.00%	
Overvotes	0		
Undervotes	13		
Contest Totals	785		

#### Proposition 13 – State of Texas

Vote For 1

	TOTAL	VOTE %	
For	648	83.18%	
Against	131	16.82%	
Total Votes Cast	779	100.00%	
Overvotes	0		
Undervotes	6		
Contest Totals	785		

#### Proposition 14 – State of Texas

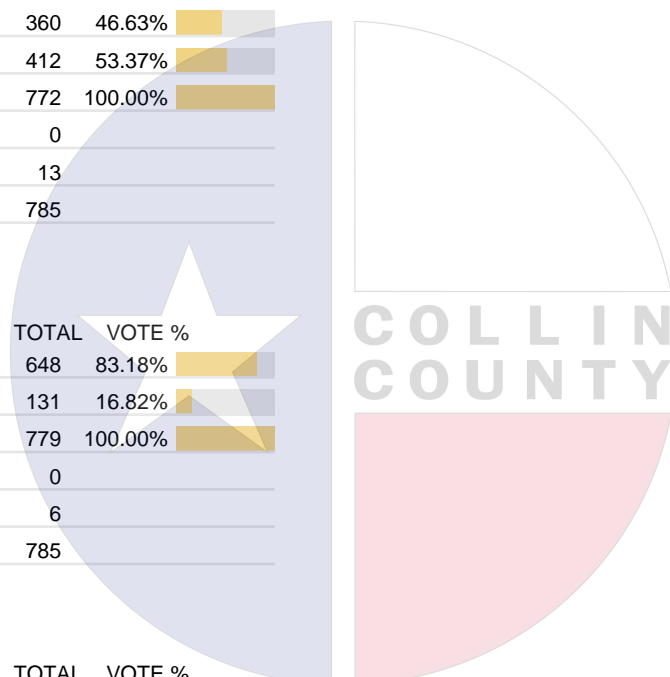
Vote For 1

	TOTAL	VOTE %	
For	568	72.73%	
Against	213	27.27%	
Total Votes Cast	781	100.00%	
Overvotes	0		
Undervotes	4		
Contest Totals	785		

#### Proposition 15 – State of Texas

Vote For 1

	TOTAL	VOTE %	
For	449	58.01%	
Against	325	41.99%	
Total Votes Cast	774	100.00%	
Overvotes	2		
Undervotes	9		
Contest Totals	785		



Collin County Seal  
 Watermark Seal for Collin County.  
 Collin County Government

**PCT 094**

**Proposition 16 – State of Texas**

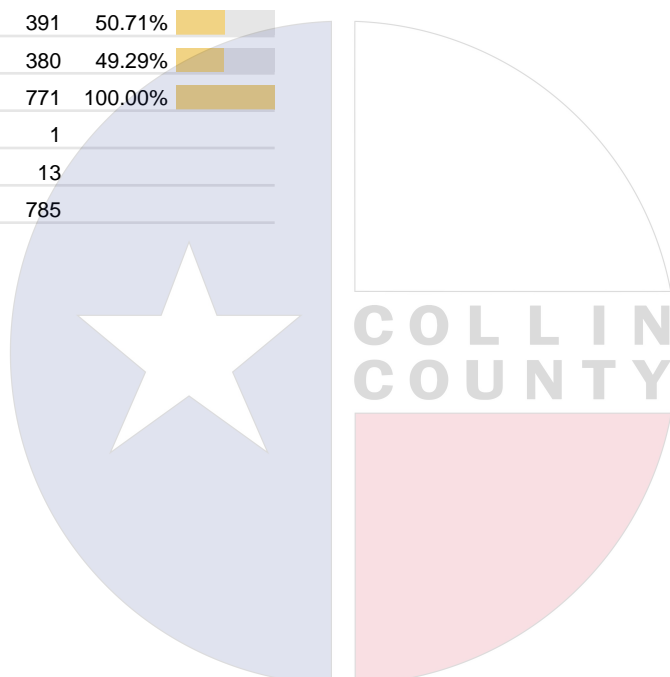
Vote For 1

	TOTAL	VOTE %	
For	463	59.59%	
Against	314	40.41%	
Total Votes Cast	777	100.00%	
Overvotes	0		
Undervotes	8		
Contest Totals	785		

**Proposition 17 – State of Texas**

Vote For 1

	TOTAL	VOTE %	
For	391	50.71%	
Against	380	49.29%	
Total Votes Cast	771	100.00%	
Overvotes	1		
Undervotes	13		
Contest Totals	785		



Collin County Seal  
 Watermark Seal for Collin County.  
 Collin County Government

## PCT 095

### Proposition 1 – State of Texas

Vote For 1

	TOTAL	VOTE %	
For	333	71.00%	
Against	136	29.00%	
Total Votes Cast	469	100.00%	
Overvotes	1		
Undervotes	6		
Contest Totals	476		

### Proposition 2 – State of Texas

Vote For 1

	TOTAL	VOTE %	
For	302	64.26%	
Against	168	35.74%	
Total Votes Cast	470	100.00%	
Overvotes	1		
Undervotes	5		
Contest Totals	476		

### Proposition 3 – State of Texas

Vote For 1

	TOTAL	VOTE %	
For	254	54.27%	
Against	214	45.73%	
Total Votes Cast	468	100.00%	
Overvotes	1		
Undervotes	7		
Contest Totals	476		

### Proposition 4 – State of Texas

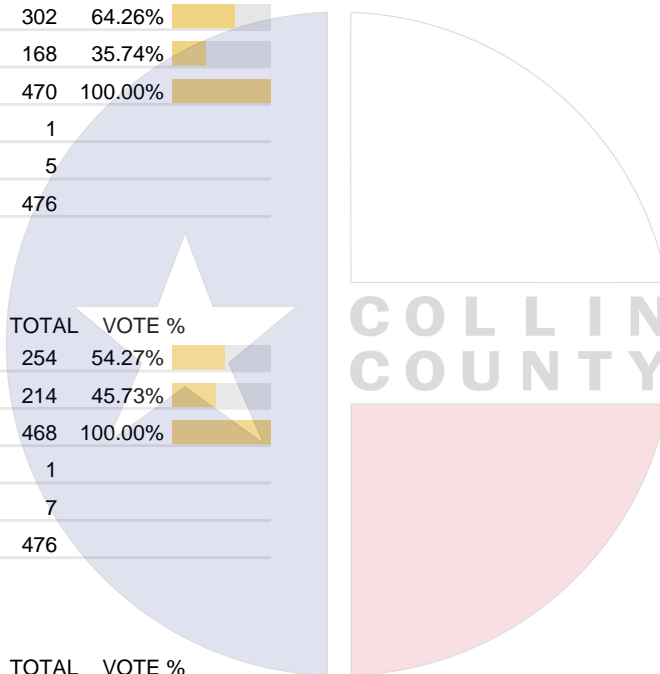
Vote For 1

	TOTAL	VOTE %	
For	327	69.57%	
Against	143	30.43%	
Total Votes Cast	470	100.00%	
Overvotes	0		
Undervotes	6		
Contest Totals	476		

### Proposition 5 – State of Texas

Vote For 1

	TOTAL	VOTE %	
For	320	68.67%	
Against	146	31.33%	
Total Votes Cast	466	100.00%	
Overvotes	0		
Undervotes	10		
Contest Totals	476		



Collin County Seal  
 Watermark Seal for Collin County.  
 Collin County Government

## PCT 095

### Proposition 6 – State of Texas

Vote For 1

	TOTAL	VOTE %	
For	248	52.65%	
Against	223	47.35%	
Total Votes Cast	471	100.00%	
Overvotes	0		
Undervotes	5		
Contest Totals	476		

### Proposition 7 – State of Texas

Vote For 1

	TOTAL	VOTE %	
For	419	88.40%	
Against	55	11.60%	
Total Votes Cast	474	100.00%	
Overvotes	0		
Undervotes	2		
Contest Totals	476		

### Proposition 8 – State of Texas

Vote For 1

	TOTAL	VOTE %	
For	334	70.32%	
Against	141	29.68%	
Total Votes Cast	475	100.00%	
Overvotes	0		
Undervotes	1		
Contest Totals	476		

### Proposition 9 – State of Texas

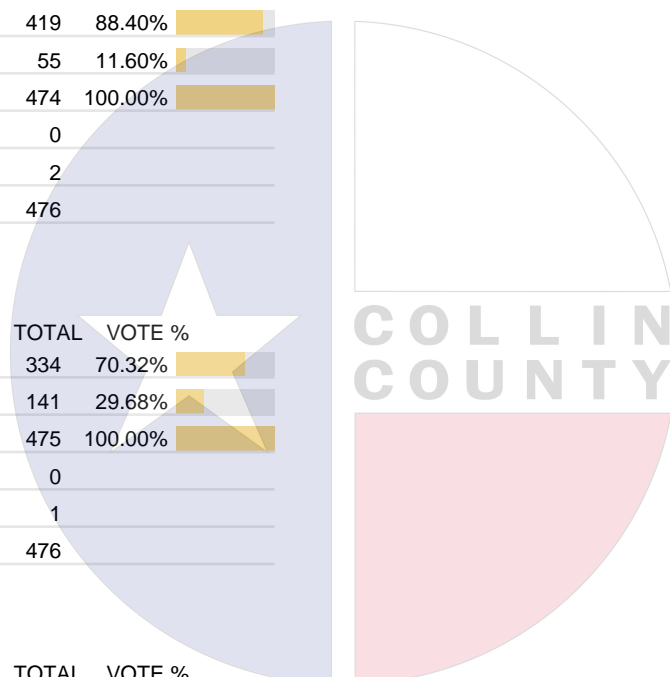
Vote For 1

	TOTAL	VOTE %	
For	305	64.62%	
Against	167	35.38%	
Total Votes Cast	472	100.00%	
Overvotes	0		
Undervotes	4		
Contest Totals	476		

### Proposition 10 – State of Texas

Vote For 1

	TOTAL	VOTE %	
For	435	91.58%	
Against	40	8.42%	
Total Votes Cast	475	100.00%	
Overvotes	0		
Undervotes	1		
Contest Totals	476		



Collin County Seal  
 Watermark Seal for Collin County.  
 Collin County Government

**PCT 095**

**Proposition 11 – State of Texas**

Vote For 1

	TOTAL	VOTE %	
For	384	81.36%	
Against	88	18.64%	
Total Votes Cast	472	100.00%	
Overvotes	1		
Undervotes	3		
Contest Totals	476		

**Proposition 12 – State of Texas**

Vote For 1

	TOTAL	VOTE %	
For	248	53.56%	
Against	215	46.44%	
Total Votes Cast	463	100.00%	
Overvotes	0		
Undervotes	13		
Contest Totals	476		

**Proposition 13 – State of Texas**

Vote For 1

	TOTAL	VOTE %	
For	399	84.00%	
Against	76	16.00%	
Total Votes Cast	475	100.00%	
Overvotes	0		
Undervotes	1		
Contest Totals	476		

**Proposition 14 – State of Texas**

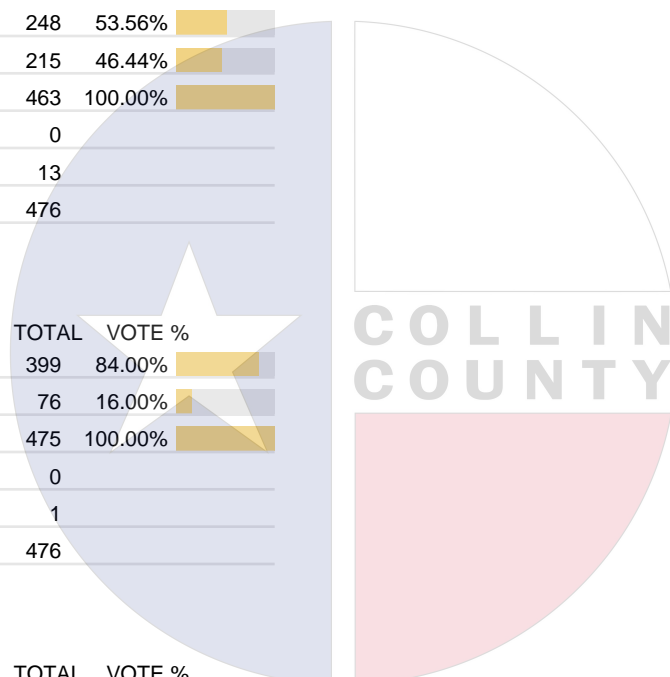
Vote For 1

	TOTAL	VOTE %	
For	334	70.61%	
Against	139	29.39%	
Total Votes Cast	473	100.00%	
Overvotes	1		
Undervotes	2		
Contest Totals	476		

**Proposition 15 – State of Texas**

Vote For 1

	TOTAL	VOTE %	
For	290	61.83%	
Against	179	38.17%	
Total Votes Cast	469	100.00%	
Overvotes	0		
Undervotes	7		
Contest Totals	476		






Collin County Seal  
 Watermark Seal for Collin County.  
 Collin County Government

### PCT 095




#### Proposition 16 – State of Texas

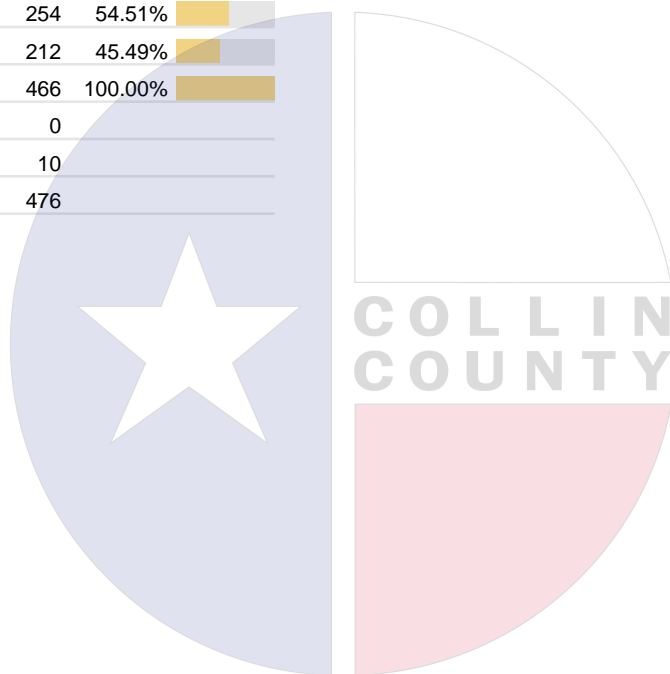
Vote For 1

	TOTAL	VOTE %	
For	308	65.25%	
Against	164	34.75%	
Total Votes Cast	472	100.00%	
Overvotes	0		
Undervotes	4		
Contest Totals	476		

#### Proposition 17 – State of Texas

Vote For 1

	TOTAL	VOTE %	
For	254	54.51%	
Against	212	45.49%	
Total Votes Cast	466	100.00%	
Overvotes	0		
Undervotes	10		
Contest Totals	476		



Collin County Seal  
 Watermark Seal for Collin County.  
 Collin County Government

## PCT 096

### Proposition 1 – State of Texas

Vote For 1

	TOTAL	VOTE %	
For	106	80.30%	
Against	26	19.70%	
Total Votes Cast	132	100.00%	
Overvotes	0		
Undervotes	0		
Contest Totals	132		

### Proposition 2 – State of Texas

Vote For 1

	TOTAL	VOTE %	
For	93	70.99%	
Against	38	29.01%	
Total Votes Cast	131	100.00%	
Overvotes	0		
Undervotes	1		
Contest Totals	132		

### Proposition 3 – State of Texas

Vote For 1

	TOTAL	VOTE %	
For	77	58.78%	
Against	54	41.22%	
Total Votes Cast	131	100.00%	
Overvotes	0		
Undervotes	1		
Contest Totals	132		

### Proposition 4 – State of Texas

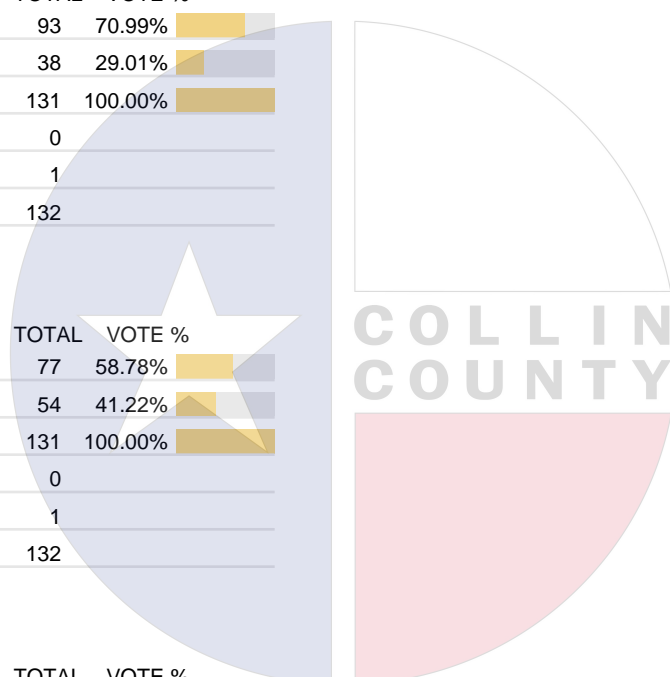
Vote For 1

	TOTAL	VOTE %	
For	101	77.10%	
Against	30	22.90%	
Total Votes Cast	131	100.00%	
Overvotes	0		
Undervotes	1		
Contest Totals	132		

### Proposition 5 – State of Texas

Vote For 1

	TOTAL	VOTE %	
For	89	67.94%	
Against	42	32.06%	
Total Votes Cast	131	100.00%	
Overvotes	0		
Undervotes	1		
Contest Totals	132		



Collin County Seal  
 Watermark Seal for Collin County.  
 Collin County Government

## PCT 096

### Proposition 6 – State of Texas

Vote For 1

	TOTAL	VOTE %	
For	74	56.06%	
Against	58	43.94%	
Total Votes Cast	132	100.00%	
Overvotes	0		
Undervotes	0		
Contest Totals	132		

### Proposition 7 – State of Texas

Vote For 1

	TOTAL	VOTE %	
For	116	88.55%	
Against	15	11.45%	
Total Votes Cast	131	100.00%	
Overvotes	0		
Undervotes	1		
Contest Totals	132		

### Proposition 8 – State of Texas

Vote For 1

	TOTAL	VOTE %	
For	99	75.00%	
Against	33	25.00%	
Total Votes Cast	132	100.00%	
Overvotes	0		
Undervotes	0		
Contest Totals	132		

### Proposition 9 – State of Texas

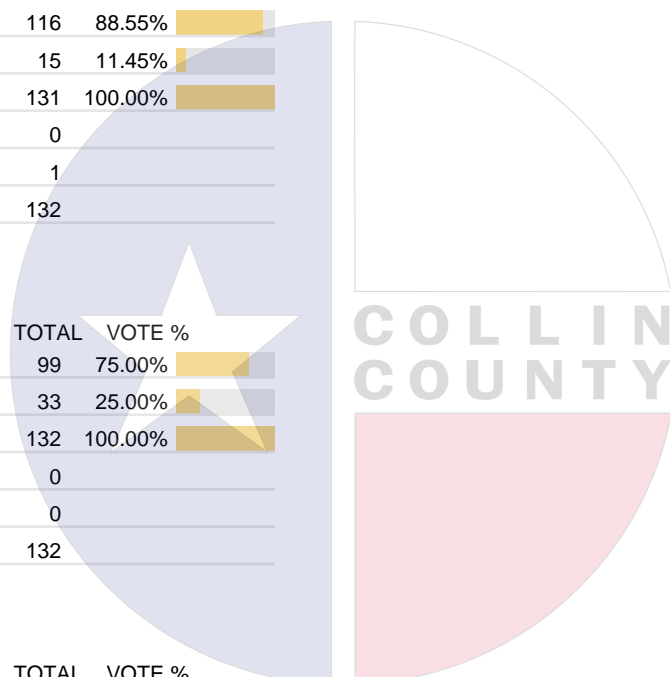
Vote For 1

	TOTAL	VOTE %	
For	90	69.77%	
Against	39	30.23%	
Total Votes Cast	129	100.00%	
Overvotes	0		
Undervotes	3		
Contest Totals	132		

### Proposition 10 – State of Texas

Vote For 1

	TOTAL	VOTE %	
For	117	90.00%	
Against	13	10.00%	
Total Votes Cast	130	100.00%	
Overvotes	1		
Undervotes	1		
Contest Totals	132		



Collin County Seal  
 Watermark Seal for Collin County.  
 Collin County Government

**PCT 096**

**Proposition 11 – State of Texas**

Vote For 1

	TOTAL	VOTE %	
For	105	80.15%	
Against	26	19.85%	
Total Votes Cast	131	100.00%	
Overvotes	0		
Undervotes	1		
Contest Totals	132		

**Proposition 12 – State of Texas**

Vote For 1

	TOTAL	VOTE %	
For	91	69.47%	
Against	40	30.53%	
Total Votes Cast	131	100.00%	
Overvotes	0		
Undervotes	1		
Contest Totals	132		

**Proposition 13 – State of Texas**

Vote For 1

	TOTAL	VOTE %	
For	112	86.15%	
Against	18	13.85%	
Total Votes Cast	130	100.00%	
Overvotes	0		
Undervotes	2		
Contest Totals	132		

**Proposition 14 – State of Texas**

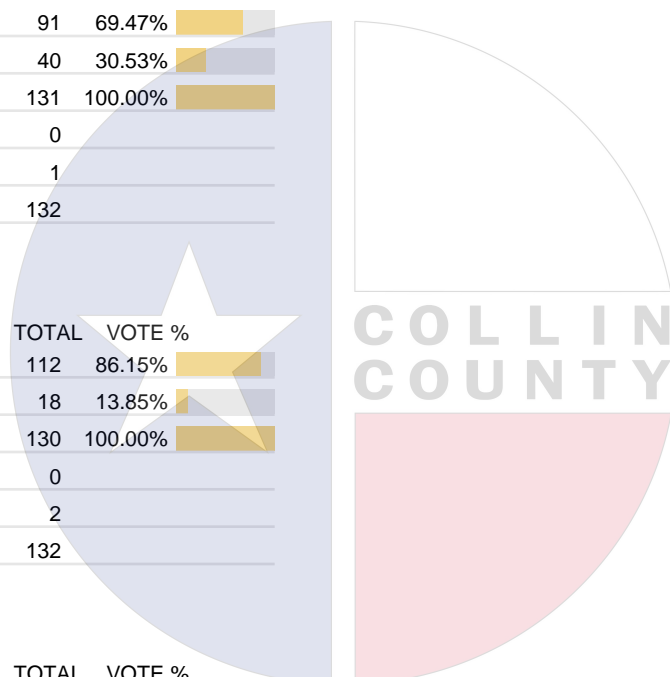
Vote For 1

	TOTAL	VOTE %	
For	94	71.76%	
Against	37	28.24%	
Total Votes Cast	131	100.00%	
Overvotes	0		
Undervotes	1		
Contest Totals	132		

**Proposition 15 – State of Texas**

Vote For 1

	TOTAL	VOTE %	
For	99	75.00%	
Against	33	25.00%	
Total Votes Cast	132	100.00%	
Overvotes	0		
Undervotes	0		
Contest Totals	132		



Collin County Seal  
 Watermark Seal for Collin County.  
 Collin County Government

**PCT 096**

**Proposition 16 – State of Texas**

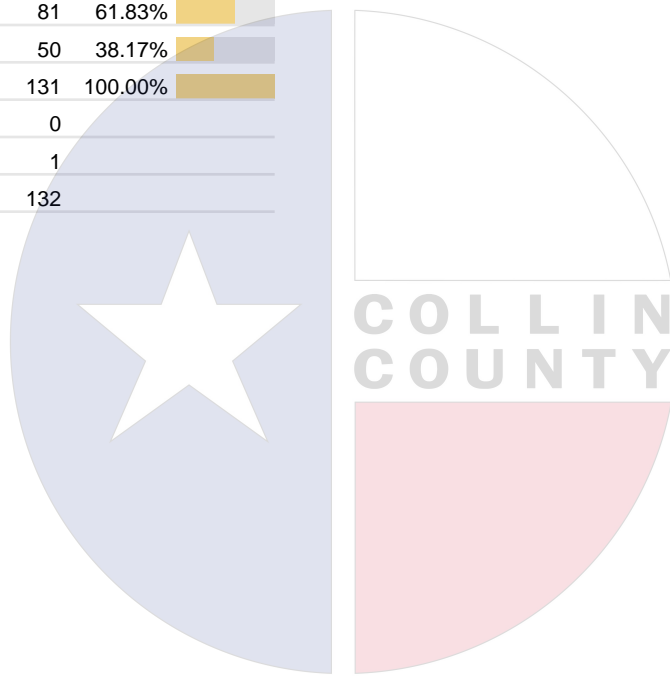
Vote For 1

	TOTAL	VOTE %	
For	103	78.03%	
Against	29	21.97%	
Total Votes Cast	132	100.00%	
Overvotes	0		
Undervotes	0		
Contest Totals	132		

**Proposition 17 – State of Texas**

Vote For 1

	TOTAL	VOTE %	
For	81	61.83%	
Against	50	38.17%	
Total Votes Cast	131	100.00%	
Overvotes	0		
Undervotes	1		
Contest Totals	132		



Collin County Seal  
 Watermark Seal for Collin County.  
 Collin County Government

## PCT 097

### Proposition 1 – State of Texas

Vote For 1

	TOTAL	VOTE %	
For	229	69.18%	
Against	102	30.82%	
Total Votes Cast	331	100.00%	
Overvotes	0		
Undervotes	3		
Contest Totals	334		

### Proposition 2 – State of Texas

Vote For 1

	TOTAL	VOTE %	
For	284	85.29%	
Against	49	14.71%	
Total Votes Cast	333	100.00%	
Overvotes	0		
Undervotes	1		
Contest Totals	334		

### Proposition 3 – State of Texas

Vote For 1

	TOTAL	VOTE %	
For	258	77.71%	
Against	74	22.29%	
Total Votes Cast	332	100.00%	
Overvotes	0		
Undervotes	2		
Contest Totals	334		

### Proposition 4 – State of Texas

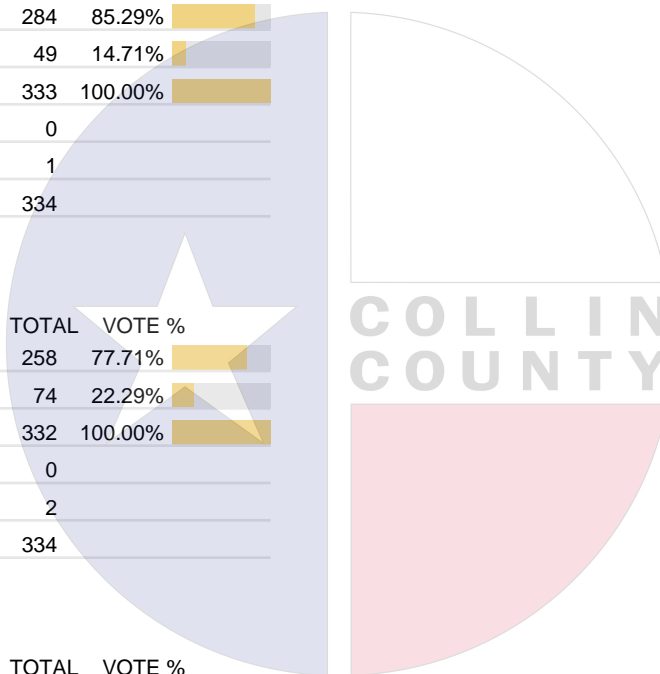
Vote For 1

	TOTAL	VOTE %	
For	250	75.99%	
Against	79	24.01%	
Total Votes Cast	329	100.00%	
Overvotes	0		
Undervotes	5		
Contest Totals	334		

### Proposition 5 – State of Texas

Vote For 1

	TOTAL	VOTE %	
For	248	77.26%	
Against	73	22.74%	
Total Votes Cast	321	100.00%	
Overvotes	0		
Undervotes	13		
Contest Totals	334		



## PCT 097

### Proposition 6 – State of Texas

Vote For 1

	TOTAL	VOTE %	
For	250	75.99%	
Against	79	24.01%	
Total Votes Cast	329	100.00%	
Overvotes	0		
Undervotes	5		
Contest Totals	334		

### Proposition 7 – State of Texas

Vote For 1

	TOTAL	VOTE %	
For	303	91.27%	
Against	29	8.73%	
Total Votes Cast	332	100.00%	
Overvotes	0		
Undervotes	2		
Contest Totals	334		

### Proposition 8 – State of Texas

Vote For 1

	TOTAL	VOTE %	
For	293	88.25%	
Against	39	11.75%	
Total Votes Cast	332	100.00%	
Overvotes	0		
Undervotes	2		
Contest Totals	334		

### Proposition 9 – State of Texas

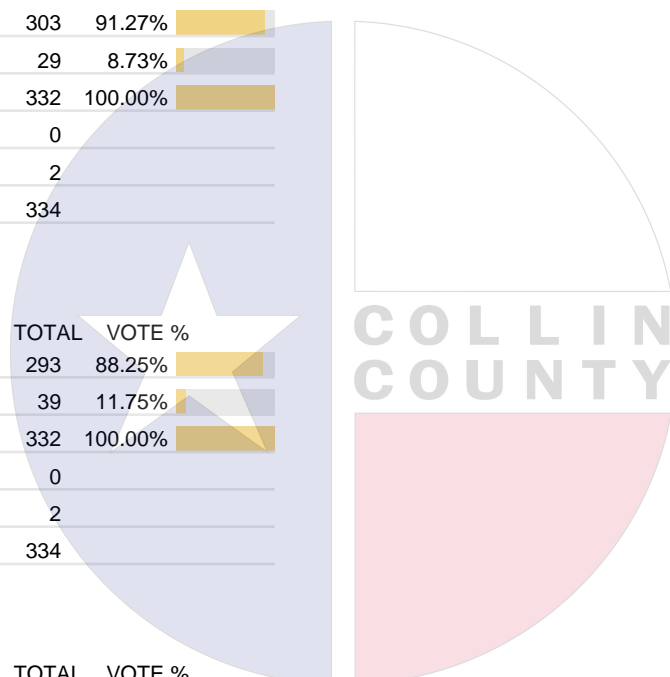
Vote For 1

	TOTAL	VOTE %	
For	275	83.33%	
Against	55	16.67%	
Total Votes Cast	330	100.00%	
Overvotes	0		
Undervotes	4		
Contest Totals	334		

### Proposition 10 – State of Texas

Vote For 1

	TOTAL	VOTE %	
For	310	93.09%	
Against	23	6.91%	
Total Votes Cast	333	100.00%	
Overvotes	0		
Undervotes	1		
Contest Totals	334		



Collin County Seal  
 Watermark Seal for Collin County.  
 Collin County Government

## PCT 097

### Proposition 11 – State of Texas

Vote For 1

	TOTAL	VOTE %	
For	285	85.59%	
Against	48	14.41%	
Total Votes Cast	333	100.00%	
Overvotes	0		
Undervotes	1		
Contest Totals	334		

### Proposition 12 – State of Texas

Vote For 1

	TOTAL	VOTE %	
For	232	70.95%	
Against	95	29.05%	
Total Votes Cast	327	100.00%	
Overvotes	0		
Undervotes	7		
Contest Totals	334		

### Proposition 13 – State of Texas

Vote For 1

	TOTAL	VOTE %	
For	319	95.51%	
Against	15	4.49%	
Total Votes Cast	334	100.00%	
Overvotes	0		
Undervotes	0		
Contest Totals	334		

### Proposition 14 – State of Texas

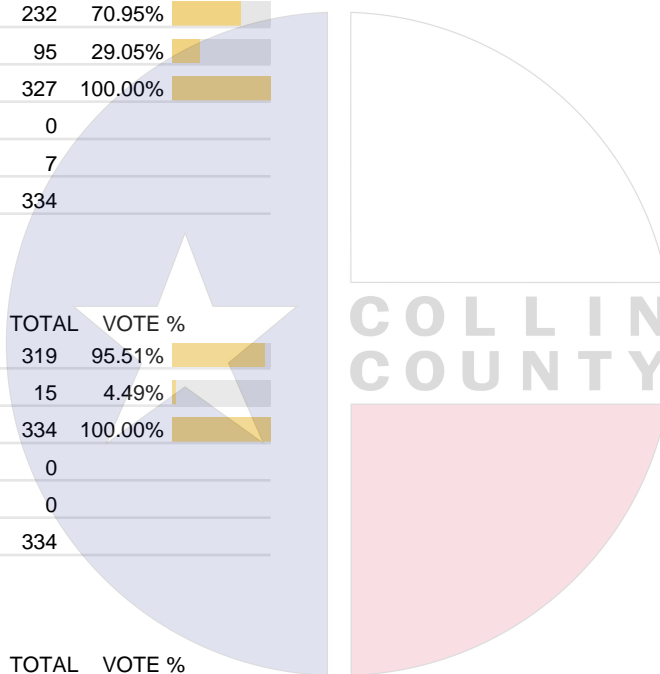
Vote For 1

	TOTAL	VOTE %	
For	220	65.87%	
Against	114	34.13%	
Total Votes Cast	334	100.00%	
Overvotes	0		
Undervotes	0		
Contest Totals	334		

### Proposition 15 – State of Texas

Vote For 1

	TOTAL	VOTE %	
For	264	79.76%	
Against	67	20.24%	
Total Votes Cast	331	100.00%	
Overvotes	0		
Undervotes	3		
Contest Totals	334		



Collin County Seal  
 Watermark Seal for Collin County.  
 Collin County Government

**PCT 097**

**Proposition 16 – State of Texas**

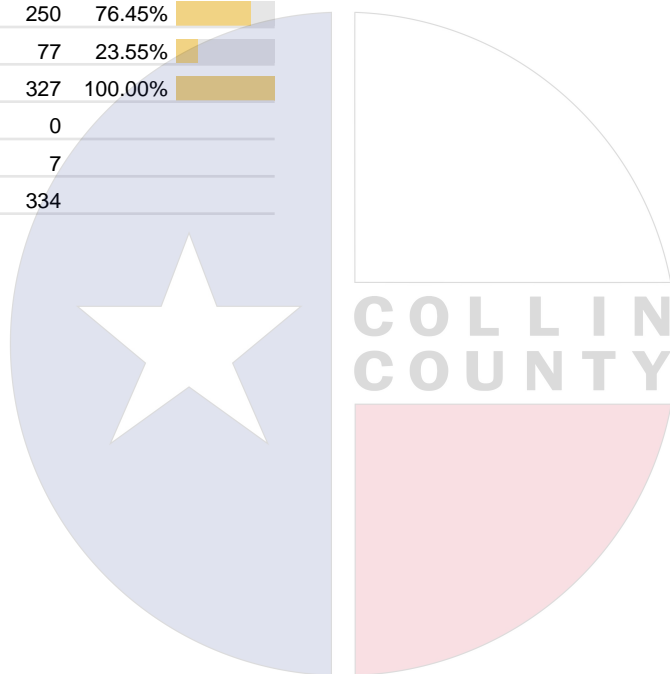
Vote For 1

	TOTAL	VOTE %	
For	275	83.08%	
Against	56	16.92%	
Total Votes Cast	331	100.00%	
Overvotes	0		
Undervotes	3		
Contest Totals	334		

**Proposition 17 – State of Texas**

Vote For 1

	TOTAL	VOTE %	
For	250	76.45%	
Against	77	23.55%	
Total Votes Cast	327	100.00%	
Overvotes	0		
Undervotes	7		
Contest Totals	334		



Collin County Seal  
 Watermark Seal for Collin County.  
 Collin County Government

## PCT 098

### Proposition 1 – State of Texas

Vote For 1

	TOTAL	VOTE %	
For	149	79.26%	
Against	39	20.74%	
Total Votes Cast	188	100.00%	
Overvotes	0		
Undervotes	1		
Contest Totals	189		

### Proposition 2 – State of Texas

Vote For 1

	TOTAL	VOTE %	
For	126	67.38%	
Against	61	32.62%	
Total Votes Cast	187	100.00%	
Overvotes	1		
Undervotes	1		
Contest Totals	189		

### Proposition 3 – State of Texas

Vote For 1

	TOTAL	VOTE %	
For	112	59.26%	
Against	77	40.74%	
Total Votes Cast	189	100.00%	
Overvotes	0		
Undervotes	0		
Contest Totals	189		

### Proposition 4 – State of Texas

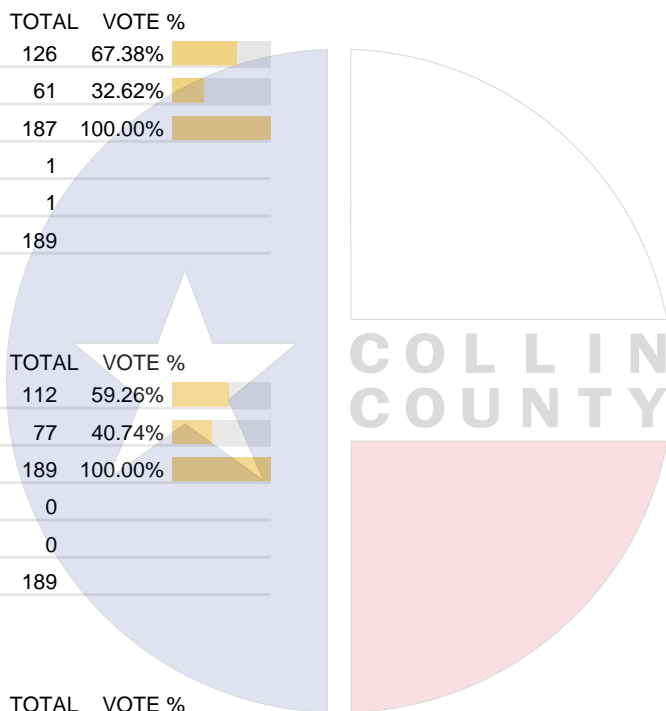
Vote For 1

	TOTAL	VOTE %	
For	147	78.61%	
Against	40	21.39%	
Total Votes Cast	187	100.00%	
Overvotes	0		
Undervotes	2		
Contest Totals	189		

### Proposition 5 – State of Texas

Vote For 1

	TOTAL	VOTE %	
For	122	66.67%	
Against	61	33.33%	
Total Votes Cast	183	100.00%	
Overvotes	0		
Undervotes	6		
Contest Totals	189		



Collin County Seal  
 Watermark Seal for Collin County.  
 Collin County Government

## PCT 098

### Proposition 6 – State of Texas

Vote For 1

	TOTAL	VOTE %	
For	109	57.98%	
Against	79	42.02%	
Total Votes Cast	188	100.00%	
Overvotes	0		
Undervotes	1		
Contest Totals	189		

### Proposition 7 – State of Texas

Vote For 1

	TOTAL	VOTE %	
For	162	87.10%	
Against	24	12.90%	
Total Votes Cast	186	100.00%	
Overvotes	1		
Undervotes	2		
Contest Totals	189		

### Proposition 8 – State of Texas

Vote For 1

	TOTAL	VOTE %	
For	141	75.40%	
Against	46	24.60%	
Total Votes Cast	187	100.00%	
Overvotes	0		
Undervotes	2		
Contest Totals	189		

### Proposition 9 – State of Texas

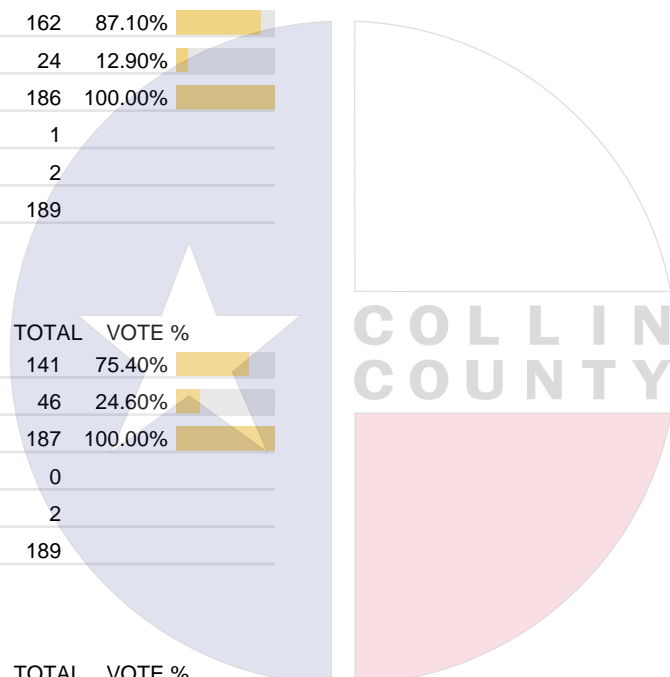
Vote For 1

	TOTAL	VOTE %	
For	131	70.43%	
Against	55	29.57%	
Total Votes Cast	186	100.00%	
Overvotes	0		
Undervotes	3		
Contest Totals	189		

### Proposition 10 – State of Texas

Vote For 1

	TOTAL	VOTE %	
For	171	91.94%	
Against	15	8.06%	
Total Votes Cast	186	100.00%	
Overvotes	0		
Undervotes	3		
Contest Totals	189		



Collin County Seal  
 Watermark Seal for Collin County.  
 Collin County Government

**PCT 098**

**Proposition 11 – State of Texas**

Vote For 1

	TOTAL	VOTE %	
For	147	78.61%	
Against	40	21.39%	
Total Votes Cast	187	100.00%	
Overvotes	0		
Undervotes	2		
Contest Totals	189		

**Proposition 12 – State of Texas**

Vote For 1

	TOTAL	VOTE %	
For	118	62.77%	
Against	70	37.23%	
Total Votes Cast	188	100.00%	
Overvotes	1		
Undervotes	0		
Contest Totals	189		

**Proposition 13 – State of Texas**

Vote For 1

	TOTAL	VOTE %	
For	149	80.11%	
Against	37	19.89%	
Total Votes Cast	186	100.00%	
Overvotes	0		
Undervotes	3		
Contest Totals	189		

**Proposition 14 – State of Texas**

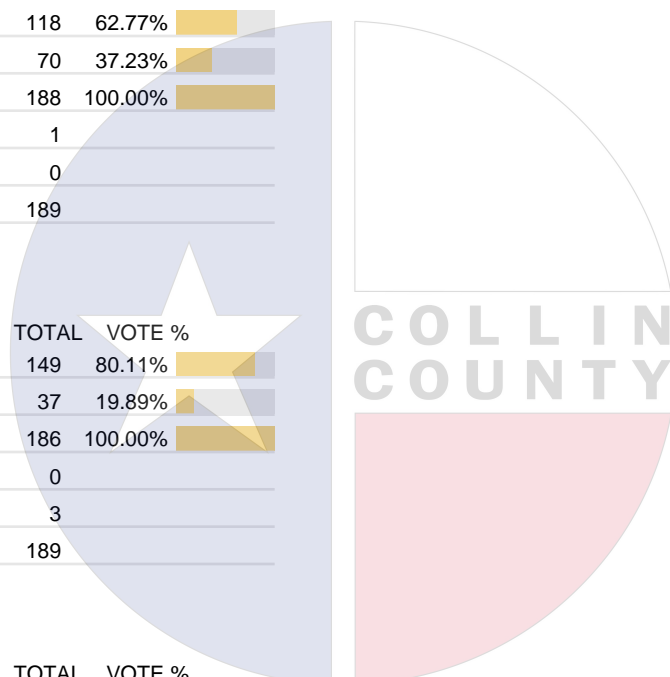
Vote For 1

	TOTAL	VOTE %	
For	146	78.07%	
Against	41	21.93%	
Total Votes Cast	187	100.00%	
Overvotes	0		
Undervotes	2		
Contest Totals	189		

**Proposition 15 – State of Texas**

Vote For 1

	TOTAL	VOTE %	
For	134	71.28%	
Against	54	28.72%	
Total Votes Cast	188	100.00%	
Overvotes	0		
Undervotes	1		
Contest Totals	189		



Collin County Seal  
 Watermark Seal for Collin County.  
 Collin County Government

### PCT 098

#### Proposition 16 – State of Texas

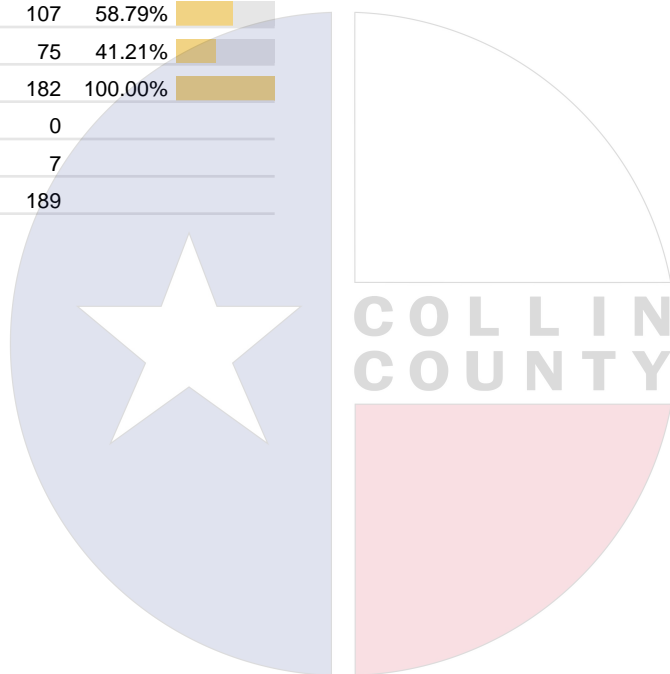
Vote For 1

	TOTAL	VOTE %	
For	136	72.73%	
Against	51	27.27%	
Total Votes Cast	187	100.00%	
Overvotes	0		
Undervotes	2		
Contest Totals	189		

#### Proposition 17 – State of Texas

Vote For 1

	TOTAL	VOTE %	
For	107	58.79%	
Against	75	41.21%	
Total Votes Cast	182	100.00%	
Overvotes	0		
Undervotes	7		
Contest Totals	189		



Collin County Seal  
 Watermark Seal for Collin County.  
 Collin County Government

## PCT 099

### Proposition 1 – State of Texas

Vote For 1

	TOTAL	VOTE %	
For	59	80.82%	
Against	14	19.18%	
Total Votes Cast	73	100.00%	
Overvotes	0		
Undervotes	1		
Contest Totals	74		

### Proposition 2 – State of Texas

Vote For 1

	TOTAL	VOTE %	
For	33	45.83%	
Against	39	54.17%	
Total Votes Cast	72	100.00%	
Overvotes	0		
Undervotes	2		
Contest Totals	74		

### Proposition 3 – State of Texas

Vote For 1

	TOTAL	VOTE %	
For	24	32.88%	
Against	49	67.12%	
Total Votes Cast	73	100.00%	
Overvotes	0		
Undervotes	1		
Contest Totals	74		

### Proposition 4 – State of Texas

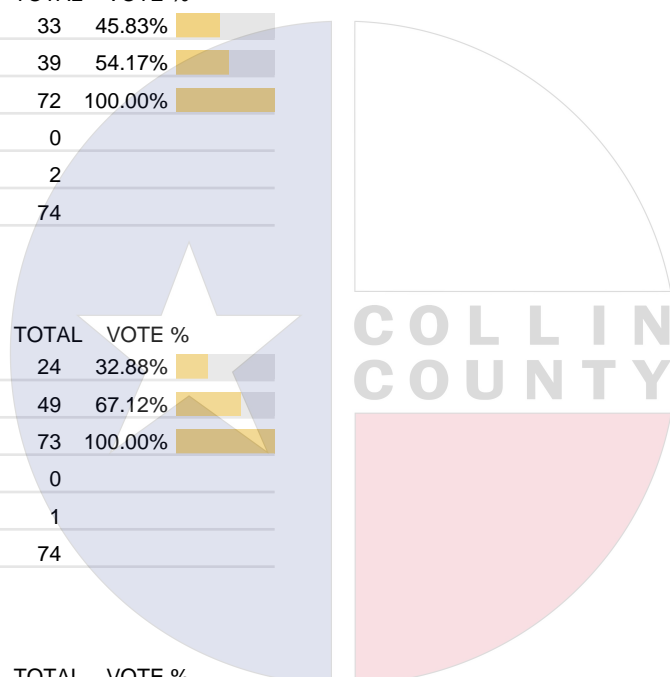
Vote For 1

	TOTAL	VOTE %	
For	62	83.78%	
Against	12	16.22%	
Total Votes Cast	74	100.00%	
Overvotes	0		
Undervotes	0		
Contest Totals	74		

### Proposition 5 – State of Texas

Vote For 1

	TOTAL	VOTE %	
For	48	67.61%	
Against	23	32.39%	
Total Votes Cast	71	100.00%	
Overvotes	0		
Undervotes	3		
Contest Totals	74		



## PCT 099

### Proposition 6 – State of Texas

Vote For 1

	TOTAL	VOTE %	
For	29	40.28%	
Against	43	59.72%	
Total Votes Cast	72	100.00%	
Overvotes	0		
Undervotes	2		
Contest Totals	74		

### Proposition 7 – State of Texas

Vote For 1

	TOTAL	VOTE %	
For	64	87.67%	
Against	9	12.33%	
Total Votes Cast	73	100.00%	
Overvotes	0		
Undervotes	1		
Contest Totals	74		

### Proposition 8 – State of Texas

Vote For 1

	TOTAL	VOTE %	
For	46	62.16%	
Against	28	37.84%	
Total Votes Cast	74	100.00%	
Overvotes	0		
Undervotes	0		
Contest Totals	74		

### Proposition 9 – State of Texas

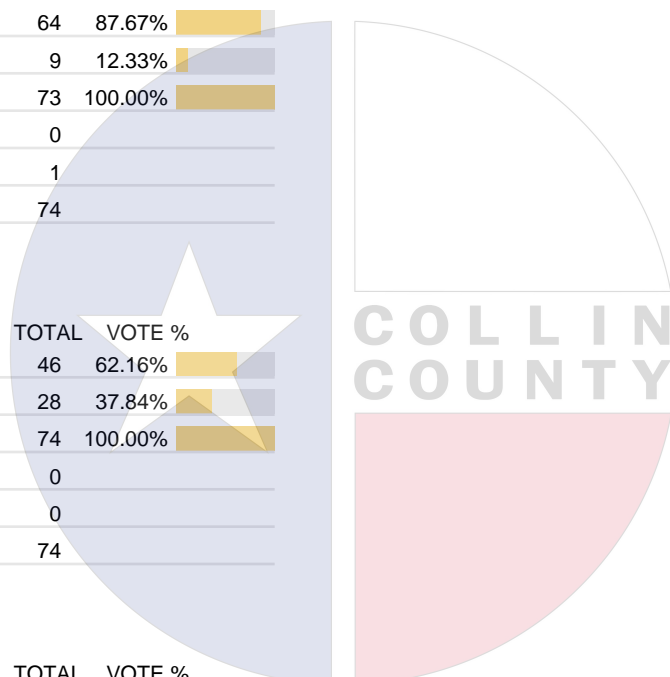
Vote For 1

	TOTAL	VOTE %	
For	52	71.23%	
Against	21	28.77%	
Total Votes Cast	73	100.00%	
Overvotes	0		
Undervotes	1		
Contest Totals	74		

### Proposition 10 – State of Texas

Vote For 1

	TOTAL	VOTE %	
For	68	91.89%	
Against	6	8.11%	
Total Votes Cast	74	100.00%	
Overvotes	0		
Undervotes	0		
Contest Totals	74		



Collin County Seal  
 Watermark Seal for Collin County.  
 Collin County Government

### PCT 099

#### Proposition 11 – State of Texas

Vote For 1

	TOTAL	VOTE %	
For	57	78.08%	
Against	16	21.92%	
Total Votes Cast	73	100.00%	
Overvotes	0		
Undervotes	1		
Contest Totals	74		

#### Proposition 12 – State of Texas

Vote For 1

	TOTAL	VOTE %	
For	31	43.06%	
Against	41	56.94%	
Total Votes Cast	72	100.00%	
Overvotes	0		
Undervotes	2		
Contest Totals	74		

#### Proposition 13 – State of Texas

Vote For 1

	TOTAL	VOTE %	
For	64	86.49%	
Against	10	13.51%	
Total Votes Cast	74	100.00%	
Overvotes	0		
Undervotes	0		
Contest Totals	74		

#### Proposition 14 – State of Texas

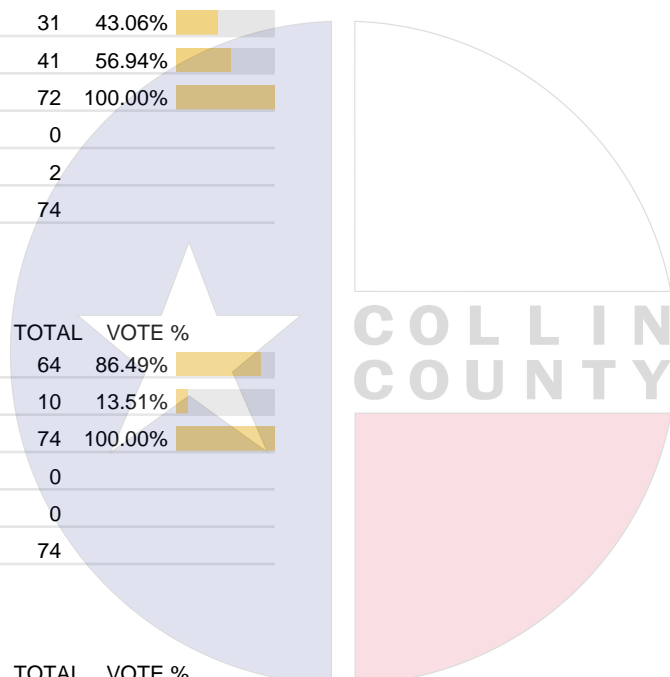
Vote For 1

	TOTAL	VOTE %	
For	53	71.62%	
Against	21	28.38%	
Total Votes Cast	74	100.00%	
Overvotes	0		
Undervotes	0		
Contest Totals	74		

#### Proposition 15 – State of Texas

Vote For 1

	TOTAL	VOTE %	
For	42	57.53%	
Against	31	42.47%	
Total Votes Cast	73	100.00%	
Overvotes	0		
Undervotes	1		
Contest Totals	74		



Collin County Seal  
 Watermark Seal for Collin County.  
 Collin County Government

**PCT 099**

**Proposition 16 – State of Texas**

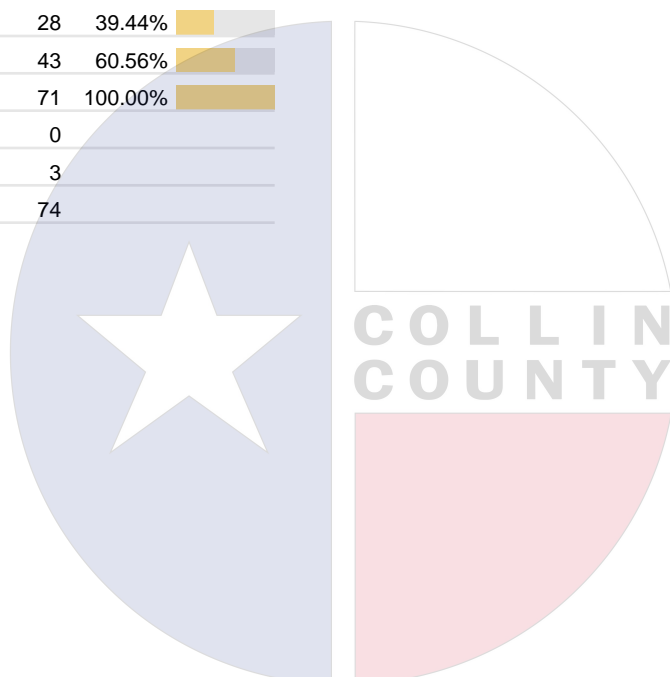
Vote For 1

	TOTAL	VOTE %	
For	37	51.39%	
Against	35	48.61%	
Total Votes Cast	72	100.00%	
Overvotes	0		
Undervotes	2		
Contest Totals	74		

**Proposition 17 – State of Texas**

Vote For 1

	TOTAL	VOTE %	
For	28	39.44%	
Against	43	60.56%	
Total Votes Cast	71	100.00%	
Overvotes	0		
Undervotes	3		
Contest Totals	74		



Collin County Seal  
 Watermark Seal for Collin County.  
 Collin County Government

## PCT 101

### Proposition 1 – State of Texas

Vote For 1

	TOTAL	VOTE %	
For	395	71.30%	
Against	159	28.70%	
Total Votes Cast	554	100.00%	
Overvotes	0		
Undervotes	6		
Contest Totals	560		

### Proposition 2 – State of Texas

Vote For 1

	TOTAL	VOTE %	
For	344	61.54%	
Against	215	38.46%	
Total Votes Cast	559	100.00%	
Overvotes	0		
Undervotes	1		
Contest Totals	560		

### Proposition 3 – State of Texas

Vote For 1

	TOTAL	VOTE %	
For	272	49.36%	
Against	279	50.64%	
Total Votes Cast	551	100.00%	
Overvotes	1		
Undervotes	8		
Contest Totals	560		

### Proposition 4 – State of Texas

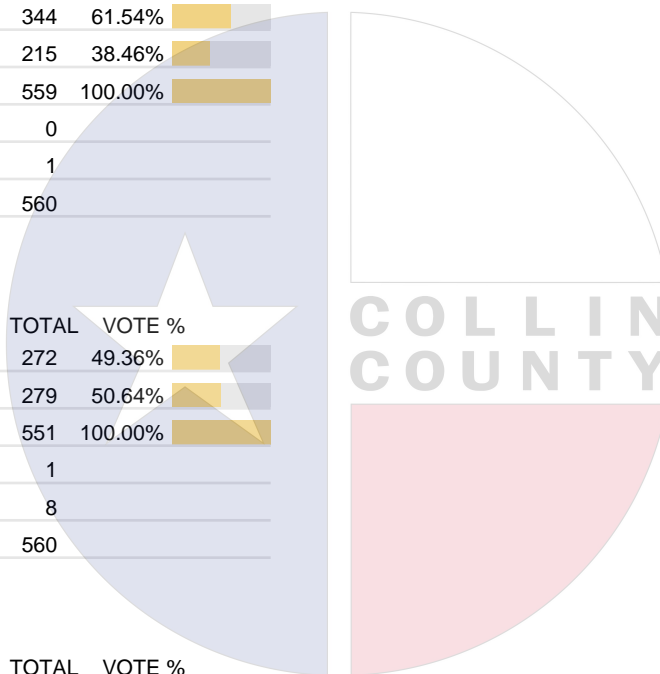
Vote For 1

	TOTAL	VOTE %	
For	422	76.31%	
Against	131	23.69%	
Total Votes Cast	553	100.00%	
Overvotes	0		
Undervotes	7		
Contest Totals	560		

### Proposition 5 – State of Texas

Vote For 1

	TOTAL	VOTE %	
For	382	69.71%	
Against	166	30.29%	
Total Votes Cast	548	100.00%	
Overvotes	0		
Undervotes	12		
Contest Totals	560		



Collin County Seal  
 Watermark Seal for Collin County.  
 Collin County Government

## PCT 101

### Proposition 6 – State of Texas

Vote For 1

	TOTAL	VOTE %	
For	287	52.66%	
Against	258	47.34%	
Total Votes Cast	545	100.00%	
Overvotes	0		
Undervotes	15		
Contest Totals	560		

### Proposition 7 – State of Texas

Vote For 1

	TOTAL	VOTE %	
For	496	89.69%	
Against	57	10.31%	
Total Votes Cast	553	100.00%	
Overvotes	0		
Undervotes	7		
Contest Totals	560		

### Proposition 8 – State of Texas

Vote For 1

	TOTAL	VOTE %	
For	367	65.65%	
Against	192	34.35%	
Total Votes Cast	559	100.00%	
Overvotes	0		
Undervotes	1		
Contest Totals	560		

### Proposition 9 – State of Texas

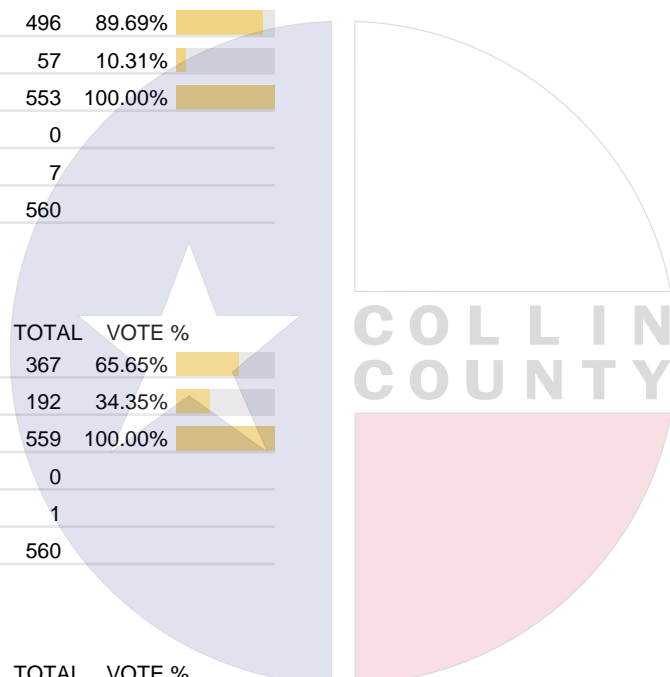
Vote For 1

	TOTAL	VOTE %	
For	356	65.32%	
Against	189	34.68%	
Total Votes Cast	545	100.00%	
Overvotes	1		
Undervotes	14		
Contest Totals	560		

### Proposition 10 – State of Texas

Vote For 1

	TOTAL	VOTE %	
For	499	90.56%	
Against	52	9.44%	
Total Votes Cast	551	100.00%	
Overvotes	1		
Undervotes	8		
Contest Totals	560		



Collin County Seal  
 Watermark Seal for Collin County.  
 Collin County Government

## PCT 101

### Proposition 11 – State of Texas

Vote For 1

	TOTAL	VOTE %	
For	447	80.69%	
Against	107	19.31%	
Total Votes Cast	554	100.00%	
Overvotes	0		
Undervotes	6		
Contest Totals	560		

### Proposition 12 – State of Texas

Vote For 1

	TOTAL	VOTE %	
For	288	52.36%	
Against	262	47.64%	
Total Votes Cast	550	100.00%	
Overvotes	0		
Undervotes	10		
Contest Totals	560		

### Proposition 13 – State of Texas

Vote For 1

	TOTAL	VOTE %	
For	474	85.25%	
Against	82	14.75%	
Total Votes Cast	556	100.00%	
Overvotes	0		
Undervotes	4		
Contest Totals	560		

### Proposition 14 – State of Texas

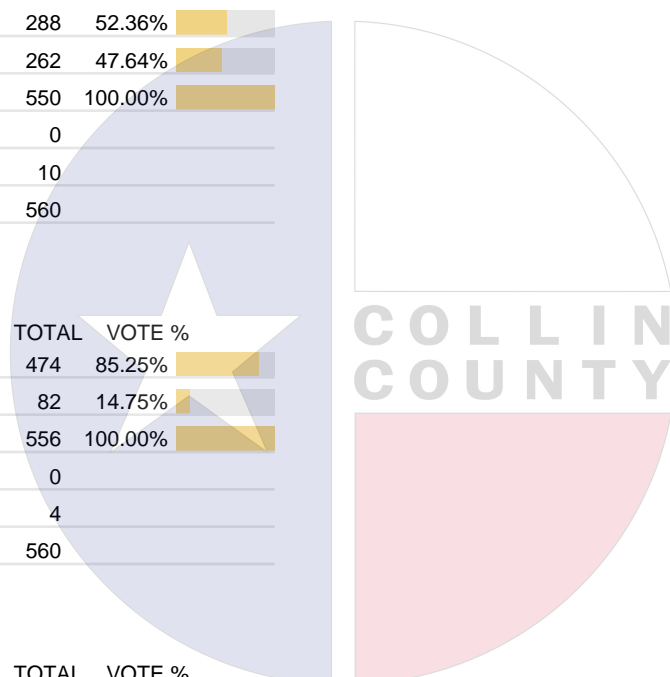
Vote For 1

	TOTAL	VOTE %	
For	370	67.03%	
Against	182	32.97%	
Total Votes Cast	552	100.00%	
Overvotes	0		
Undervotes	8		
Contest Totals	560		

### Proposition 15 – State of Texas

Vote For 1

	TOTAL	VOTE %	
For	322	58.44%	
Against	229	41.56%	
Total Votes Cast	551	100.00%	
Overvotes	0		
Undervotes	9		
Contest Totals	560		



Collin County Seal  
 Watermark Seal for Collin County.  
 Collin County Government

## PCT 101

### Proposition 16 – State of Texas

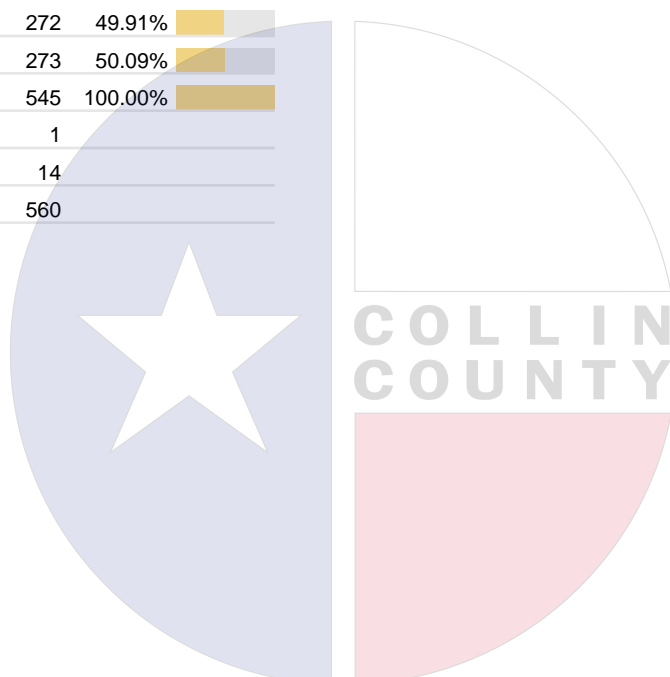
Vote For 1

	TOTAL	VOTE %	
For	342	61.96%	
Against	210	38.04%	
Total Votes Cast	552	100.00%	
Overvotes	0		
Undervotes	8		
Contest Totals	560		

### Proposition 17 – State of Texas

Vote For 1

	TOTAL	VOTE %	
For	272	49.91%	
Against	273	50.09%	
Total Votes Cast	545	100.00%	
Overvotes	1		
Undervotes	14		
Contest Totals	560		



Collin County Seal  
 Watermark Seal for Collin County.  
 Collin County Government

## PCT 102

### Proposition 1 – State of Texas

Vote For 1

	TOTAL	VOTE %	
For	409	73.83%	
Against	145	26.17%	
Total Votes Cast	554	100.00%	
Overvotes	0		
Undervotes	6		
Contest Totals	560		

### Proposition 2 – State of Texas

Vote For 1

	TOTAL	VOTE %	
For	427	76.66%	
Against	130	23.34%	
Total Votes Cast	557	100.00%	
Overvotes	0		
Undervotes	3		
Contest Totals	560		

### Proposition 3 – State of Texas

Vote For 1

	TOTAL	VOTE %	
For	376	67.63%	
Against	180	32.37%	
Total Votes Cast	556	100.00%	
Overvotes	0		
Undervotes	4		
Contest Totals	560		

### Proposition 4 – State of Texas

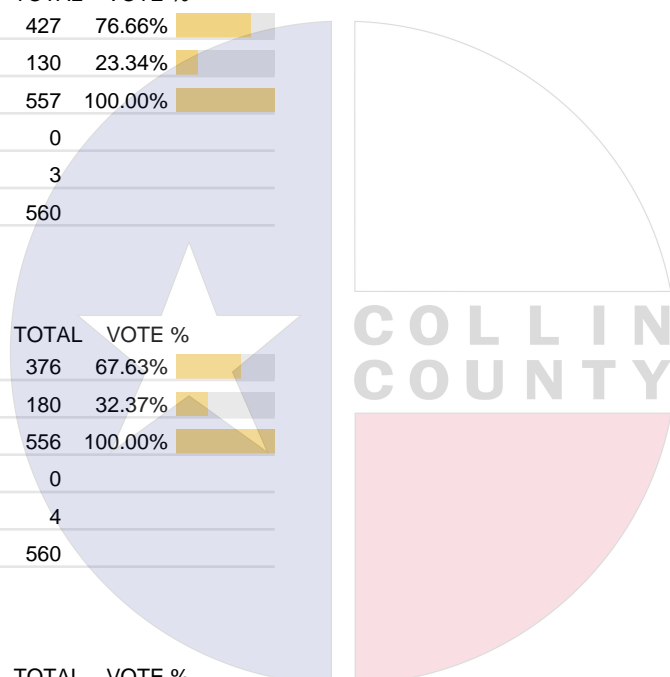
Vote For 1

	TOTAL	VOTE %	
For	427	77.08%	
Against	127	22.92%	
Total Votes Cast	554	100.00%	
Overvotes	0		
Undervotes	6		
Contest Totals	560		

### Proposition 5 – State of Texas

Vote For 1

	TOTAL	VOTE %	
For	409	74.64%	
Against	139	25.36%	
Total Votes Cast	548	100.00%	
Overvotes	1		
Undervotes	11		
Contest Totals	560		



Collin County Seal  
 Watermark Seal for Collin County.  
 Collin County Government

## PCT 102

### Proposition 6 – State of Texas

Vote For 1

	TOTAL	VOTE %	
For	359	65.27%	
Against	191	34.73%	
Total Votes Cast	550	100.00%	
Overvotes	0		
Undervotes	10		
Contest Totals	560		

### Proposition 7 – State of Texas

Vote For 1

	TOTAL	VOTE %	
For	514	92.45%	
Against	42	7.55%	
Total Votes Cast	556	100.00%	
Overvotes	0		
Undervotes	4		
Contest Totals	560		

### Proposition 8 – State of Texas

Vote For 1

	TOTAL	VOTE %	
For	437	78.18%	
Against	122	21.82%	
Total Votes Cast	559	100.00%	
Overvotes	0		
Undervotes	1		
Contest Totals	560		

### Proposition 9 – State of Texas

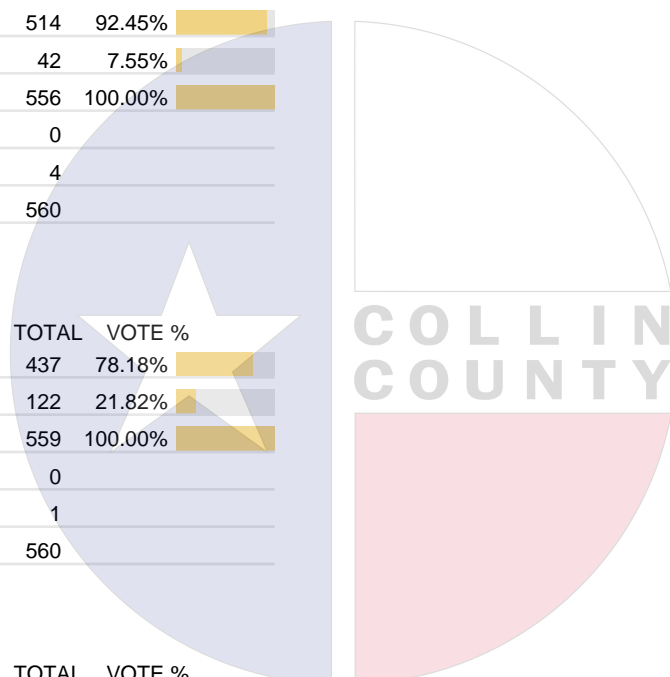
Vote For 1

	TOTAL	VOTE %	
For	437	79.74%	
Against	111	20.26%	
Total Votes Cast	548	100.00%	
Overvotes	0		
Undervotes	12		
Contest Totals	560		

### Proposition 10 – State of Texas

Vote For 1

	TOTAL	VOTE %	
For	517	92.82%	
Against	40	7.18%	
Total Votes Cast	557	100.00%	
Overvotes	0		
Undervotes	3		
Contest Totals	560		



Collin County Seal  
 Watermark Seal for Collin County.  
 Collin County Government

## PCT 102

### Proposition 11 – State of Texas

Vote For 1

	TOTAL	VOTE %	
For	479	86.31%	
Against	76	13.69%	
Total Votes Cast	555	100.00%	
Overvotes	0		
Undervotes	5		
Contest Totals	560		

### Proposition 12 – State of Texas

Vote For 1

	TOTAL	VOTE %	
For	339	61.41%	
Against	213	38.59%	
Total Votes Cast	552	100.00%	
Overvotes	0		
Undervotes	8		
Contest Totals	560		

### Proposition 13 – State of Texas

Vote For 1

	TOTAL	VOTE %	
For	506	91.17%	
Against	49	8.83%	
Total Votes Cast	555	100.00%	
Overvotes	0		
Undervotes	5		
Contest Totals	560		

### Proposition 14 – State of Texas

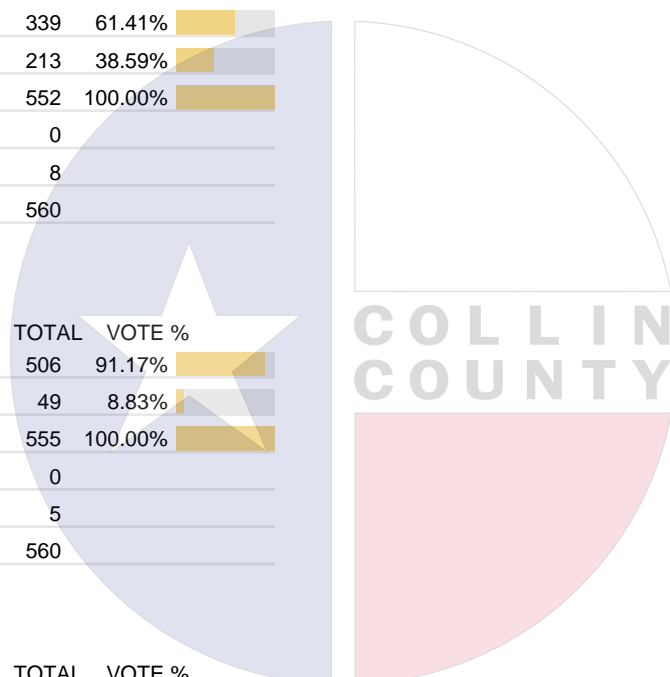
Vote For 1

	TOTAL	VOTE %	
For	393	70.56%	
Against	164	29.44%	
Total Votes Cast	557	100.00%	
Overvotes	0		
Undervotes	3		
Contest Totals	560		

### Proposition 15 – State of Texas

Vote For 1

	TOTAL	VOTE %	
For	396	70.84%	
Against	163	29.16%	
Total Votes Cast	559	100.00%	
Overvotes	1		
Undervotes	0		
Contest Totals	560		



Collin County Seal  
 Watermark Seal for Collin County.  
 Collin County Government

## PCT 102

### Proposition 16 – State of Texas

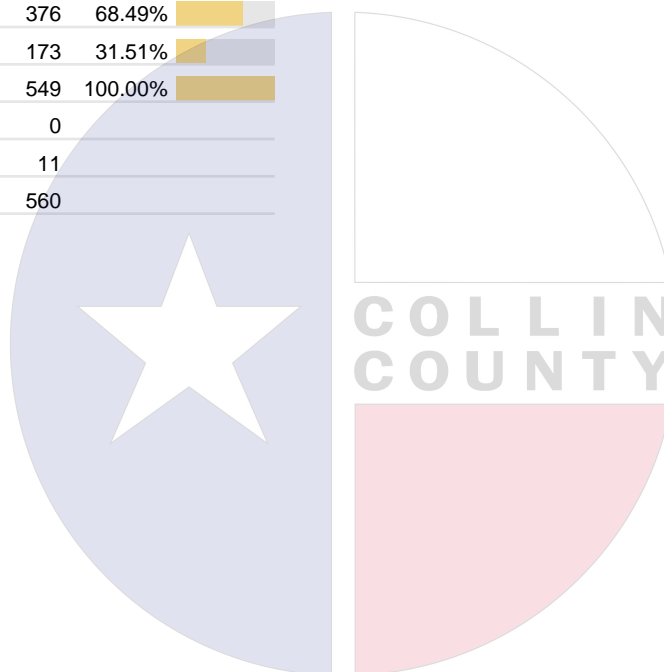
Vote For 1

	TOTAL	VOTE %	
For	429	77.02%	
Against	128	22.98%	
Total Votes Cast	557	100.00%	
Overvotes	0		
Undervotes	3		
Contest Totals	560		

### Proposition 17 – State of Texas

Vote For 1

	TOTAL	VOTE %	
For	376	68.49%	
Against	173	31.51%	
Total Votes Cast	549	100.00%	
Overvotes	0		
Undervotes	11		
Contest Totals	560		



Collin County Seal  
 Watermark Seal for Collin County.  
 Collin County Government

## PCT 103

### Proposition 1 – State of Texas

Vote For 1

	TOTAL	VOTE %	
For	132	77.19%	
Against	39	22.81%	
Total Votes Cast	171	100.00%	
Overvotes	0		
Undervotes	1		
Contest Totals	172		

### Proposition 2 – State of Texas

Vote For 1

	TOTAL	VOTE %	
For	94	54.97%	
Against	77	45.03%	
Total Votes Cast	171	100.00%	
Overvotes	0		
Undervotes	1		
Contest Totals	172		

### Proposition 3 – State of Texas

Vote For 1

	TOTAL	VOTE %	
For	83	48.54%	
Against	88	51.46%	
Total Votes Cast	171	100.00%	
Overvotes	0		
Undervotes	1		
Contest Totals	172		

### Proposition 4 – State of Texas

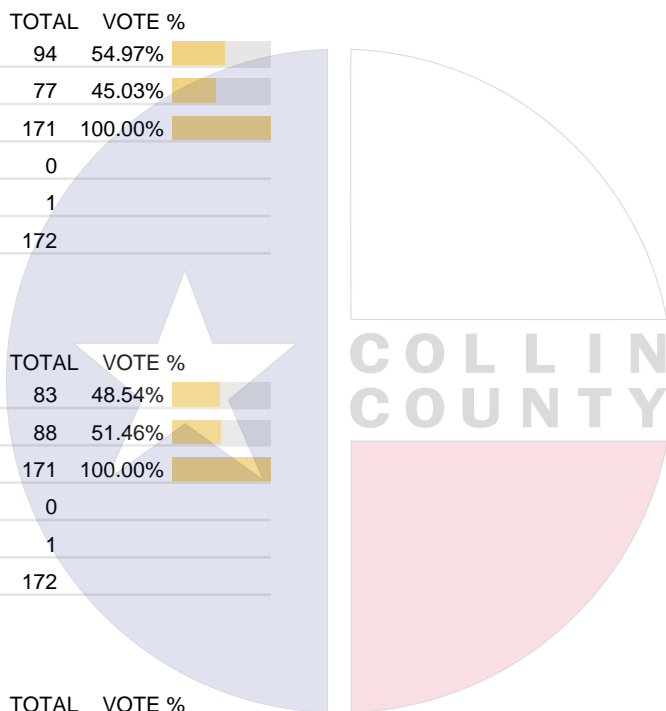
Vote For 1

	TOTAL	VOTE %	
For	140	81.87%	
Against	31	18.13%	
Total Votes Cast	171	100.00%	
Overvotes	0		
Undervotes	1		
Contest Totals	172		

### Proposition 5 – State of Texas

Vote For 1

	TOTAL	VOTE %	
For	114	67.86%	
Against	54	32.14%	
Total Votes Cast	168	100.00%	
Overvotes	1		
Undervotes	3		
Contest Totals	172		



## PCT 103

### Proposition 6 – State of Texas

Vote For 1

	TOTAL	VOTE %	
For	78	46.15%	
Against	91	53.85%	
Total Votes Cast	169	100.00%	
Overvotes	0		
Undervotes	3		
Contest Totals	172		

### Proposition 7 – State of Texas

Vote For 1

	TOTAL	VOTE %	
For	149	86.63%	
Against	23	13.37%	
Total Votes Cast	172	100.00%	
Overvotes	0		
Undervotes	0		
Contest Totals	172		

### Proposition 8 – State of Texas

Vote For 1

	TOTAL	VOTE %	
For	102	59.30%	
Against	70	40.70%	
Total Votes Cast	172	100.00%	
Overvotes	0		
Undervotes	0		
Contest Totals	172		

### Proposition 9 – State of Texas

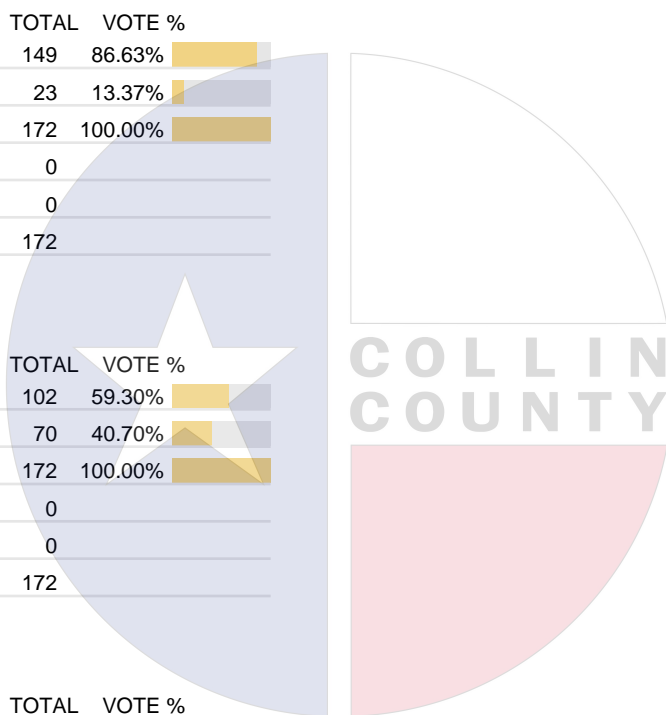
Vote For 1

	TOTAL	VOTE %	
For	107	62.94%	
Against	63	37.06%	
Total Votes Cast	170	100.00%	
Overvotes	0		
Undervotes	2		
Contest Totals	172		

### Proposition 10 – State of Texas

Vote For 1

	TOTAL	VOTE %	
For	153	89.47%	
Against	18	10.53%	
Total Votes Cast	171	100.00%	
Overvotes	0		
Undervotes	1		
Contest Totals	172		



Collin County Seal  
 Watermark Seal for Collin County.  
 Collin County Government

## PCT 103

### Proposition 11 – State of Texas

Vote For 1

	TOTAL	VOTE %	
For	136	79.53%	
Against	35	20.47%	
Total Votes Cast	171	100.00%	
Overvotes	0		
Undervotes	1		
Contest Totals	172		

### Proposition 12 – State of Texas

Vote For 1

	TOTAL	VOTE %	
For	87	50.58%	
Against	85	49.42%	
Total Votes Cast	172	100.00%	
Overvotes	0		
Undervotes	0		
Contest Totals	172		

### Proposition 13 – State of Texas

Vote For 1

	TOTAL	VOTE %	
For	125	72.67%	
Against	47	27.33%	
Total Votes Cast	172	100.00%	
Overvotes	0		
Undervotes	0		
Contest Totals	172		

### Proposition 14 – State of Texas

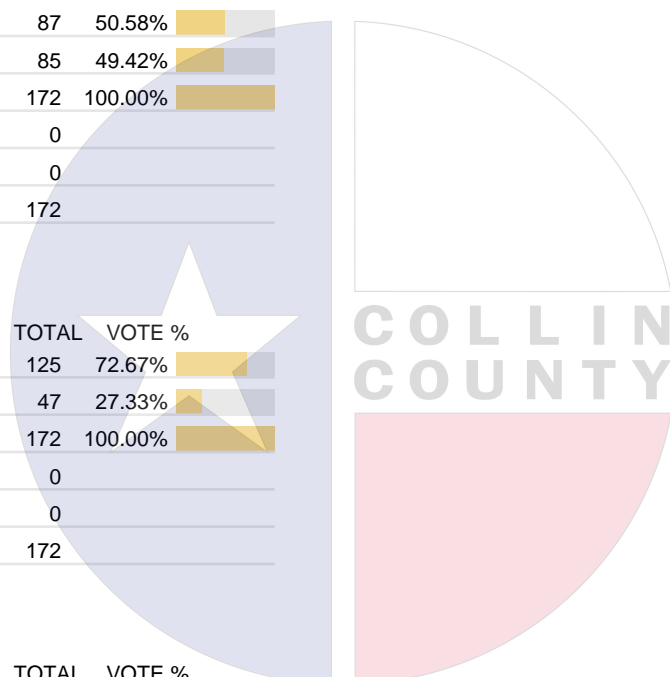
Vote For 1

	TOTAL	VOTE %	
For	137	80.59%	
Against	33	19.41%	
Total Votes Cast	170	100.00%	
Overvotes	0		
Undervotes	2		
Contest Totals	172		

### Proposition 15 – State of Texas

Vote For 1

	TOTAL	VOTE %	
For	93	54.39%	
Against	78	45.61%	
Total Votes Cast	171	100.00%	
Overvotes	0		
Undervotes	1		
Contest Totals	172		



Collin County Seal  
 Watermark Seal for Collin County.  
 Collin County Government

### PCT 103

#### Proposition 16 – State of Texas

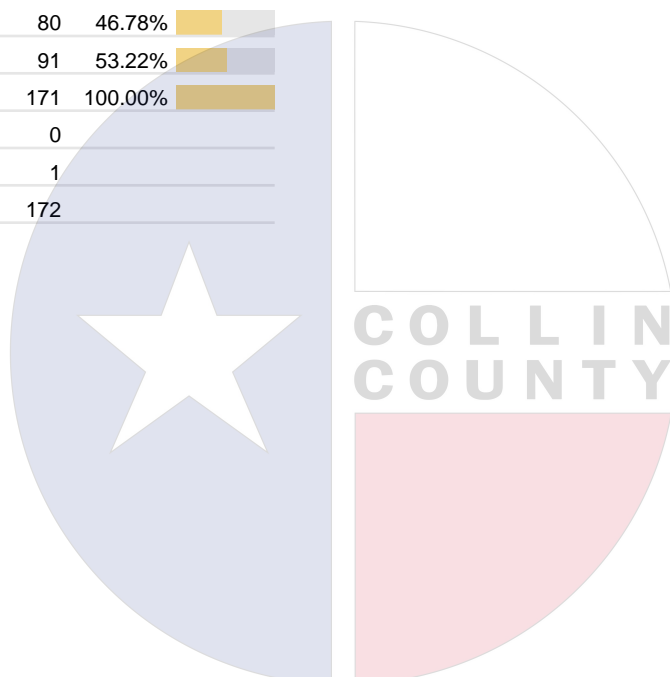
Vote For 1

	TOTAL	VOTE %	
For	95	55.56%	
Against	76	44.44%	
Total Votes Cast	171	100.00%	
Overvotes	0		
Undervotes	1		
Contest Totals	172		

#### Proposition 17 – State of Texas

Vote For 1

	TOTAL	VOTE %	
For	80	46.78%	
Against	91	53.22%	
Total Votes Cast	171	100.00%	
Overvotes	0		
Undervotes	1		
Contest Totals	172		



Collin County Seal  
 Watermark Seal for Collin County.  
 Collin County Government

## PCT 104

### Proposition 1 – State of Texas

Vote For 1

	TOTAL	VOTE %	
For	140	77.35%	
Against	41	22.65%	
Total Votes Cast	181	100.00%	
Overvotes	0		
Undervotes	3		
Contest Totals	184		

### Proposition 2 – State of Texas

Vote For 1

	TOTAL	VOTE %	
For	96	52.46%	
Against	87	47.54%	
Total Votes Cast	183	100.00%	
Overvotes	0		
Undervotes	1		
Contest Totals	184		

### Proposition 3 – State of Texas

Vote For 1

	TOTAL	VOTE %	
For	84	46.15%	
Against	98	53.85%	
Total Votes Cast	182	100.00%	
Overvotes	0		
Undervotes	2		
Contest Totals	184		

### Proposition 4 – State of Texas

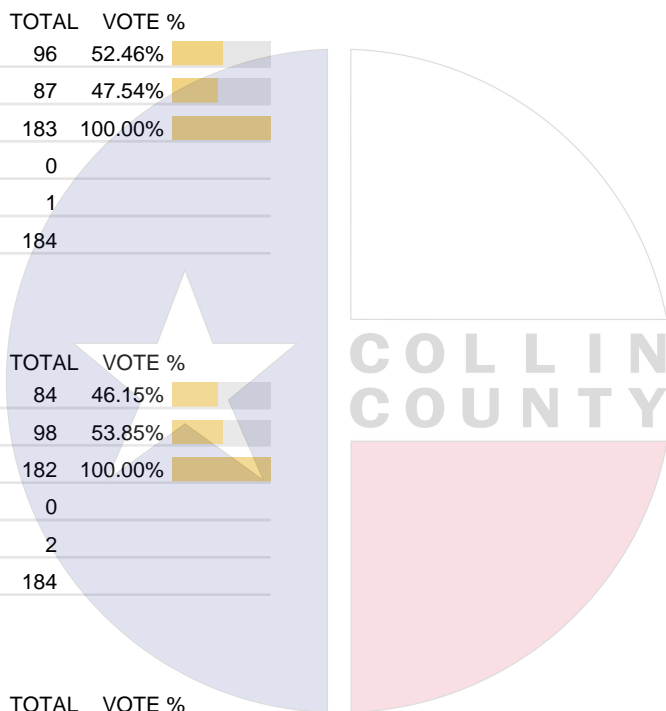
Vote For 1

	TOTAL	VOTE %	
For	134	74.44%	
Against	46	25.56%	
Total Votes Cast	180	100.00%	
Overvotes	0		
Undervotes	4		
Contest Totals	184		

### Proposition 5 – State of Texas

Vote For 1

	TOTAL	VOTE %	
For	101	57.39%	
Against	75	42.61%	
Total Votes Cast	176	100.00%	
Overvotes	0		
Undervotes	8		
Contest Totals	184		



Collin County Seal  
 Watermark Seal for Collin County,  
 Collin County Government

## PCT 104

### Proposition 6 – State of Texas

Vote For 1

	TOTAL	VOTE %	
For	79	43.89%	
Against	101	56.11%	
Total Votes Cast	180	100.00%	
Overvotes	0		
Undervotes	4		
Contest Totals	184		

### Proposition 7 – State of Texas

Vote For 1

	TOTAL	VOTE %	
For	146	80.66%	
Against	35	19.34%	
Total Votes Cast	181	100.00%	
Overvotes	0		
Undervotes	3		
Contest Totals	184		

### Proposition 8 – State of Texas

Vote For 1

	TOTAL	VOTE %	
For	109	59.89%	
Against	73	40.11%	
Total Votes Cast	182	100.00%	
Overvotes	0		
Undervotes	2		
Contest Totals	184		

### Proposition 9 – State of Texas

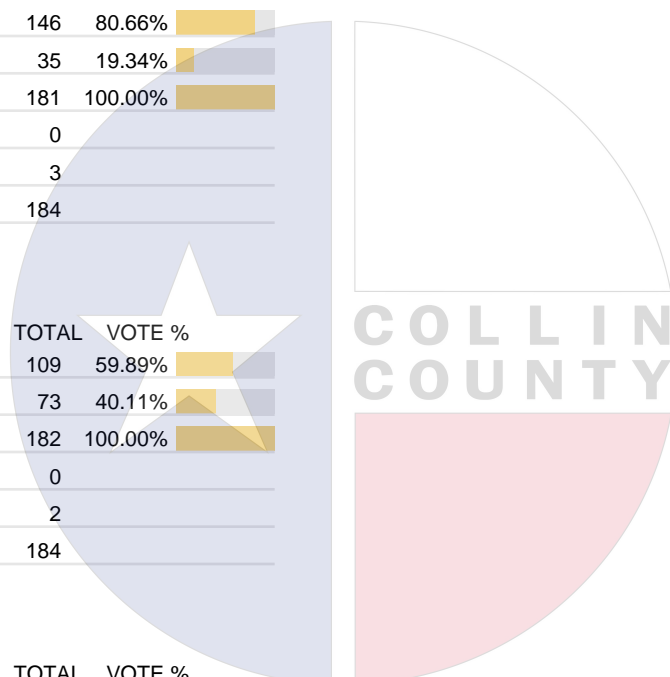
Vote For 1

	TOTAL	VOTE %	
For	107	60.11%	
Against	71	39.89%	
Total Votes Cast	178	100.00%	
Overvotes	0		
Undervotes	6		
Contest Totals	184		

### Proposition 10 – State of Texas

Vote For 1

	TOTAL	VOTE %	
For	148	82.68%	
Against	31	17.32%	
Total Votes Cast	179	100.00%	
Overvotes	1		
Undervotes	4		
Contest Totals	184		



Collin County Seal  
 Watermark Seal for Collin County.  
 Collin County Government

## PCT 104

### Proposition 11 – State of Texas

Vote For 1

	TOTAL	VOTE %	
For	122	67.40%	
Against	59	32.60%	
Total Votes Cast	181	100.00%	
Overvotes	0		
Undervotes	3		
Contest Totals	184		

### Proposition 12 – State of Texas

Vote For 1

	TOTAL	VOTE %	
For	95	52.78%	
Against	85	47.22%	
Total Votes Cast	180	100.00%	
Overvotes	0		
Undervotes	4		
Contest Totals	184		

### Proposition 13 – State of Texas

Vote For 1

	TOTAL	VOTE %	
For	127	69.40%	
Against	56	30.60%	
Total Votes Cast	183	100.00%	
Overvotes	0		
Undervotes	1		
Contest Totals	184		

### Proposition 14 – State of Texas

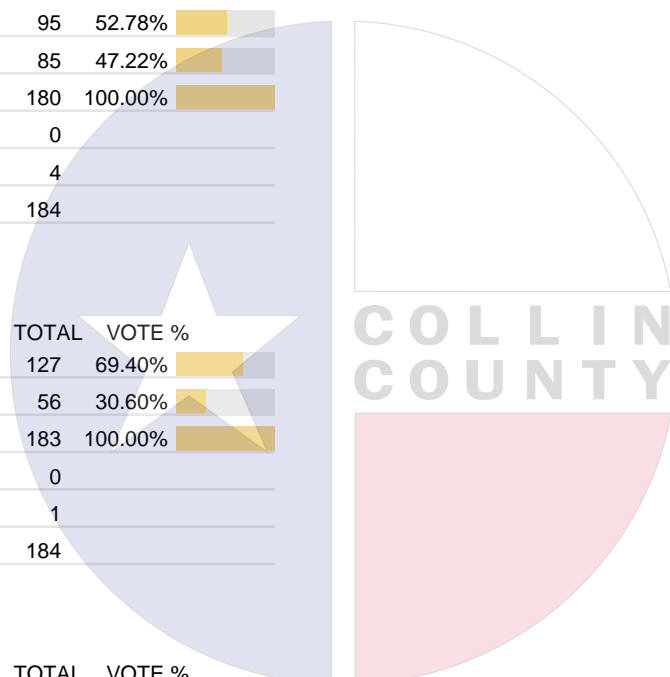
Vote For 1

	TOTAL	VOTE %	
For	133	73.08%	
Against	49	26.92%	
Total Votes Cast	182	100.00%	
Overvotes	0		
Undervotes	2		
Contest Totals	184		

### Proposition 15 – State of Texas

Vote For 1

	TOTAL	VOTE %	
For	105	58.33%	
Against	75	41.67%	
Total Votes Cast	180	100.00%	
Overvotes	1		
Undervotes	3		
Contest Totals	184		



Collin County Seal  
 Watermark Seal for Collin County.  
 Collin County Government

## PCT 104

### Proposition 16 – State of Texas

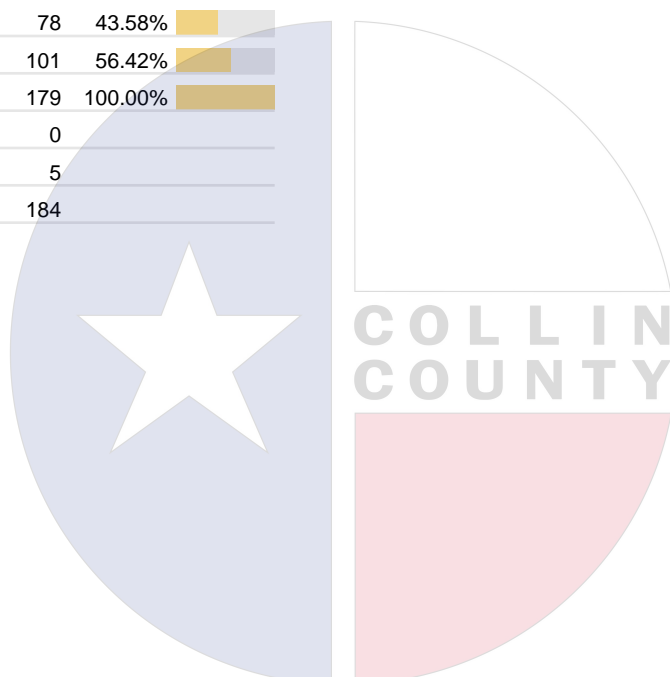
Vote For 1

	TOTAL	VOTE %	
For	107	58.47%	
Against	76	41.53%	
Total Votes Cast	183	100.00%	
Overvotes	0		
Undervotes	1		
Contest Totals	184		

### Proposition 17 – State of Texas

Vote For 1

	TOTAL	VOTE %	
For	78	43.58%	
Against	101	56.42%	
Total Votes Cast	179	100.00%	
Overvotes	0		
Undervotes	5		
Contest Totals	184		



Collin County Seal  
 Watermark Seal for Collin County.  
 Collin County Government

## PCT 105

### Proposition 1 – State of Texas

Vote For 1

	TOTAL	VOTE %	
For	18	85.71%	
Against	3	14.29%	
Total Votes Cast	21	100.00%	
Overvotes	0		
Undervotes	1		
Contest Totals	22		

### Proposition 2 – State of Texas

Vote For 1

	TOTAL	VOTE %	
For	6	27.27%	
Against	16	72.73%	
Total Votes Cast	22	100.00%	
Overvotes	0		
Undervotes	0		
Contest Totals	22		

### Proposition 3 – State of Texas

Vote For 1

	TOTAL	VOTE %	
For	8	36.36%	
Against	14	63.64%	
Total Votes Cast	22	100.00%	
Overvotes	0		
Undervotes	0		
Contest Totals	22		

### Proposition 4 – State of Texas

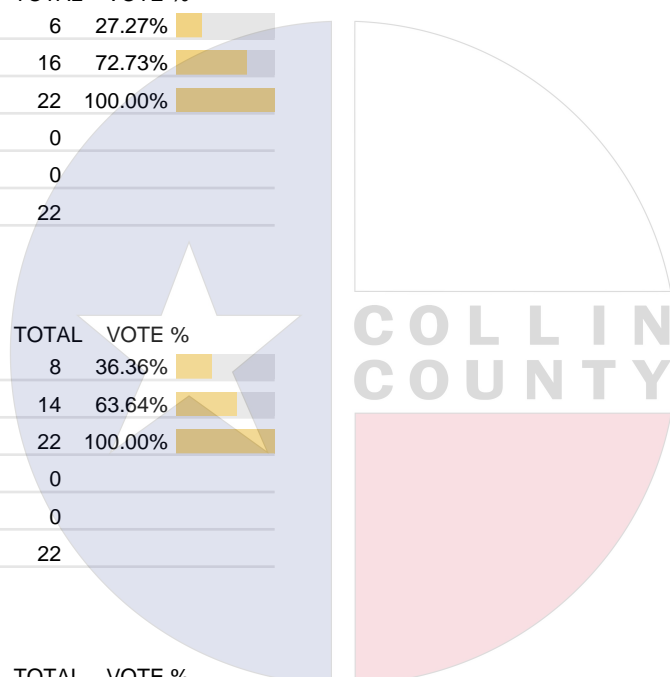
Vote For 1

	TOTAL	VOTE %	
For	16	80.00%	
Against	4	20.00%	
Total Votes Cast	20	100.00%	
Overvotes	0		
Undervotes	2		
Contest Totals	22		

### Proposition 5 – State of Texas

Vote For 1

	TOTAL	VOTE %	
For	10	50.00%	
Against	10	50.00%	
Total Votes Cast	20	100.00%	
Overvotes	0		
Undervotes	2		
Contest Totals	22		



Collin County Seal  
 Watermark Seal for Collin County.  
 Collin County Government

## PCT 105

### Proposition 6 – State of Texas

Vote For 1

	TOTAL	VOTE %	
For	2	10.00%	
Against	18	90.00%	
Total Votes Cast	20	100.00%	
Overvotes	0		
Undervotes	2		
Contest Totals	22		

### Proposition 7 – State of Texas

Vote For 1

	TOTAL	VOTE %	
For	21	100.00%	
Against	0	0.00%	
Total Votes Cast	21	100.00%	
Overvotes	0		
Undervotes	1		
Contest Totals	22		

### Proposition 8 – State of Texas

Vote For 1

	TOTAL	VOTE %	
For	10	45.45%	
Against	12	54.55%	
Total Votes Cast	22	100.00%	
Overvotes	0		
Undervotes	0		
Contest Totals	22		

### Proposition 9 – State of Texas

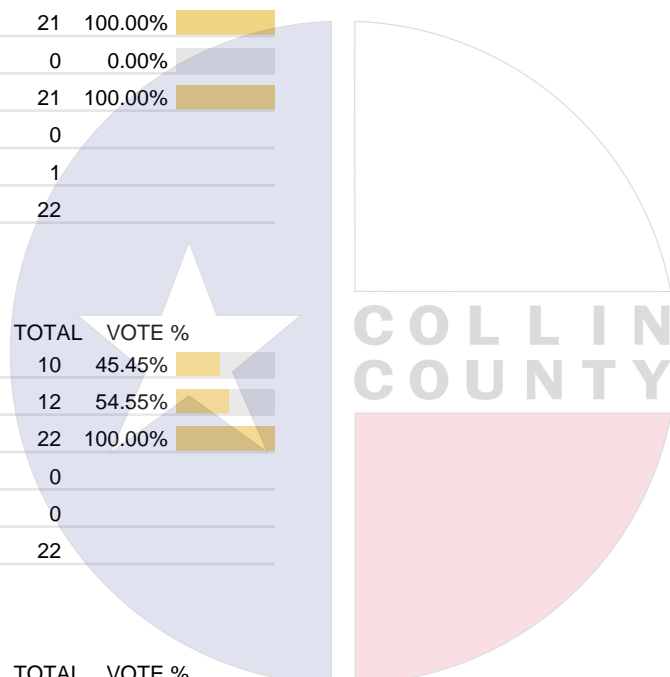
Vote For 1

	TOTAL	VOTE %	
For	7	33.33%	
Against	14	66.67%	
Total Votes Cast	21	100.00%	
Overvotes	0		
Undervotes	1		
Contest Totals	22		

### Proposition 10 – State of Texas

Vote For 1

	TOTAL	VOTE %	
For	20	90.91%	
Against	2	9.09%	
Total Votes Cast	22	100.00%	
Overvotes	0		
Undervotes	0		
Contest Totals	22		



Collin County Seal  
 Watermark Seal for Collin County.  
 Collin County Government

## PCT 105

### Proposition 11 – State of Texas

Vote For 1

	TOTAL	VOTE %	
For	13	61.90%	
Against	8	38.10%	
Total Votes Cast	21	100.00%	
Overvotes	0		
Undervotes	1		
Contest Totals	22		

### Proposition 12 – State of Texas

Vote For 1

	TOTAL	VOTE %	
For	6	28.57%	
Against	15	71.43%	
Total Votes Cast	21	100.00%	
Overvotes	0		
Undervotes	1		
Contest Totals	22		

### Proposition 13 – State of Texas

Vote For 1

	TOTAL	VOTE %	
For	10	50.00%	
Against	10	50.00%	
Total Votes Cast	20	100.00%	
Overvotes	0		
Undervotes	2		
Contest Totals	22		

### Proposition 14 – State of Texas

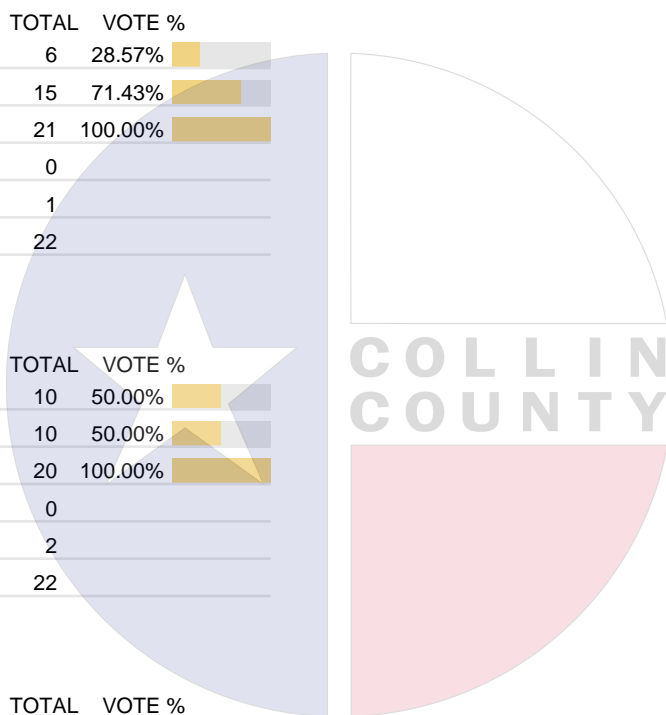
Vote For 1

	TOTAL	VOTE %	
For	17	77.27%	
Against	5	22.73%	
Total Votes Cast	22	100.00%	
Overvotes	0		
Undervotes	0		
Contest Totals	22		

### Proposition 15 – State of Texas

Vote For 1

	TOTAL	VOTE %	
For	6	28.57%	
Against	15	71.43%	
Total Votes Cast	21	100.00%	
Overvotes	0		
Undervotes	1		
Contest Totals	22		



Collin County Seal  
 Watermark Seal for Collin County.  
 Collin County Government

## PCT 105

### Proposition 16 – State of Texas

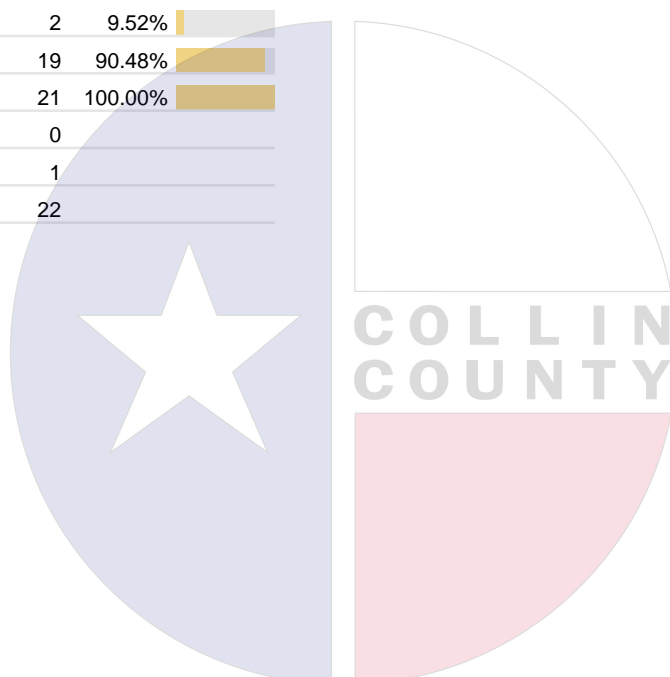
Vote For 1

	TOTAL	VOTE %	
For	6	27.27%	
Against	16	72.73%	
Total Votes Cast	22	100.00%	
Overvotes	0		
Undervotes	0		
Contest Totals	22		

### Proposition 17 – State of Texas

Vote For 1

	TOTAL	VOTE %	
For	2	9.52%	
Against	19	90.48%	
Total Votes Cast	21	100.00%	
Overvotes	0		
Undervotes	1		
Contest Totals	22		



Collin County Seal  
 Watermark Seal for Collin County.  
 Collin County Government

## PCT 106

### Proposition 1 – State of Texas

Vote For 1

	TOTAL	VOTE %	
For	204	67.55%	
Against	98	32.45%	
Total Votes Cast	302	100.00%	
Overvotes	0		
Undervotes	2		
Contest Totals	304		

### Proposition 2 – State of Texas

Vote For 1

	TOTAL	VOTE %	
For	193	63.91%	
Against	109	36.09%	
Total Votes Cast	302	100.00%	
Overvotes	0		
Undervotes	2		
Contest Totals	304		

### Proposition 3 – State of Texas

Vote For 1

	TOTAL	VOTE %	
For	169	56.33%	
Against	131	43.67%	
Total Votes Cast	300	100.00%	
Overvotes	0		
Undervotes	4		
Contest Totals	304		

### Proposition 4 – State of Texas

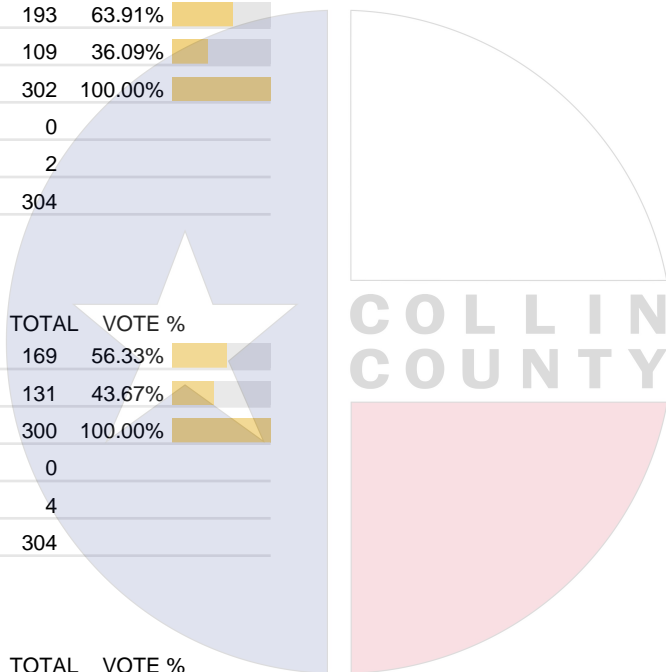
Vote For 1

	TOTAL	VOTE %	
For	204	67.33%	
Against	99	32.67%	
Total Votes Cast	303	100.00%	
Overvotes	0		
Undervotes	1		
Contest Totals	304		

### Proposition 5 – State of Texas

Vote For 1

	TOTAL	VOTE %	
For	220	73.58%	
Against	79	26.42%	
Total Votes Cast	299	100.00%	
Overvotes	0		
Undervotes	5		
Contest Totals	304		



Collin County Seal  
 Watermark Seal for Collin County.  
 Collin County Government

## PCT 106

### Proposition 6 – State of Texas

Vote For 1

	TOTAL	VOTE %	
For	158	52.84%	
Against	141	47.16%	
Total Votes Cast	299	100.00%	
Overvotes	0		
Undervotes	5		
Contest Totals	304		

### Proposition 7 – State of Texas

Vote For 1

	TOTAL	VOTE %	
For	263	87.09%	
Against	39	12.91%	
Total Votes Cast	302	100.00%	
Overvotes	0		
Undervotes	2		
Contest Totals	304		

### Proposition 8 – State of Texas

Vote For 1

	TOTAL	VOTE %	
For	223	73.36%	
Against	81	26.64%	
Total Votes Cast	304	100.00%	
Overvotes	0		
Undervotes	0		
Contest Totals	304		

### Proposition 9 – State of Texas

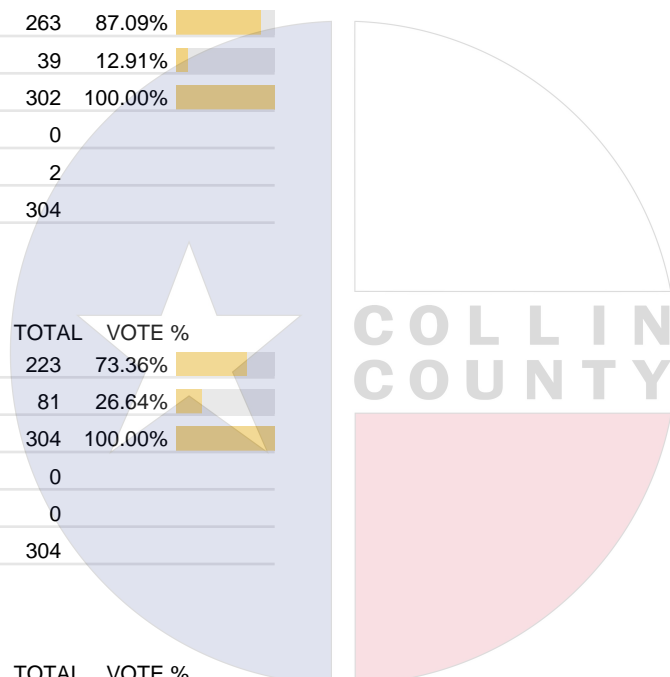
Vote For 1

	TOTAL	VOTE %	
For	209	69.44%	
Against	92	30.56%	
Total Votes Cast	301	100.00%	
Overvotes	0		
Undervotes	3		
Contest Totals	304		

### Proposition 10 – State of Texas

Vote For 1

	TOTAL	VOTE %	
For	268	89.04%	
Against	33	10.96%	
Total Votes Cast	301	100.00%	
Overvotes	0		
Undervotes	3		
Contest Totals	304		



Collin County Seal  
 Watermark Seal for Collin County.  
 Collin County Government

## PCT 106

### Proposition 11 – State of Texas

Vote For 1

	TOTAL	VOTE %	
For	254	83.83%	
Against	49	16.17%	
Total Votes Cast	303	100.00%	
Overvotes	0		
Undervotes	1		
Contest Totals	304		

### Proposition 12 – State of Texas

Vote For 1

	TOTAL	VOTE %	
For	171	57.58%	
Against	126	42.42%	
Total Votes Cast	297	100.00%	
Overvotes	0		
Undervotes	7		
Contest Totals	304		

### Proposition 13 – State of Texas

Vote For 1

	TOTAL	VOTE %	
For	261	86.42%	
Against	41	13.58%	
Total Votes Cast	302	100.00%	
Overvotes	0		
Undervotes	2		
Contest Totals	304		

### Proposition 14 – State of Texas

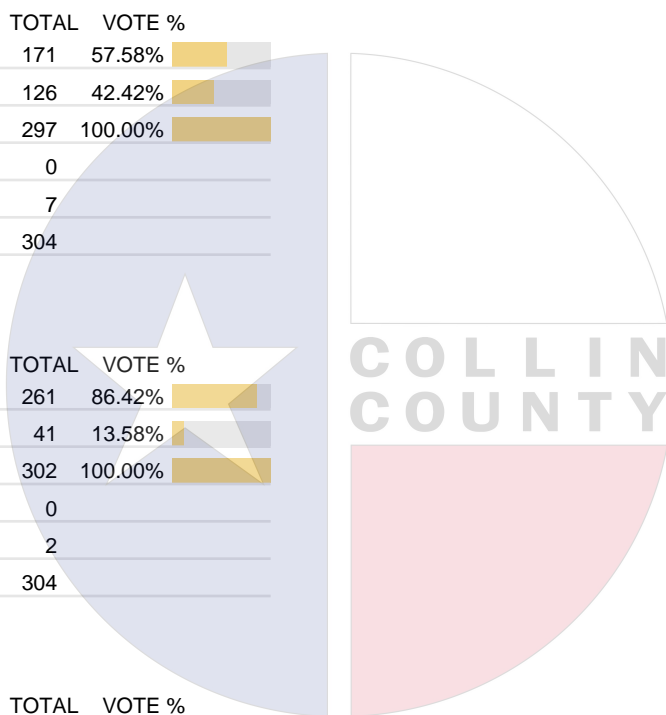
Vote For 1

	TOTAL	VOTE %	
For	191	63.24%	
Against	111	36.76%	
Total Votes Cast	302	100.00%	
Overvotes	0		
Undervotes	2		
Contest Totals	304		

### Proposition 15 – State of Texas

Vote For 1

	TOTAL	VOTE %	
For	195	64.78%	
Against	106	35.22%	
Total Votes Cast	301	100.00%	
Overvotes	0		
Undervotes	3		
Contest Totals	304		



Collin County Seal  
 Watermark Seal for Collin County.  
 Collin County Government

## PCT 106

### Proposition 16 – State of Texas

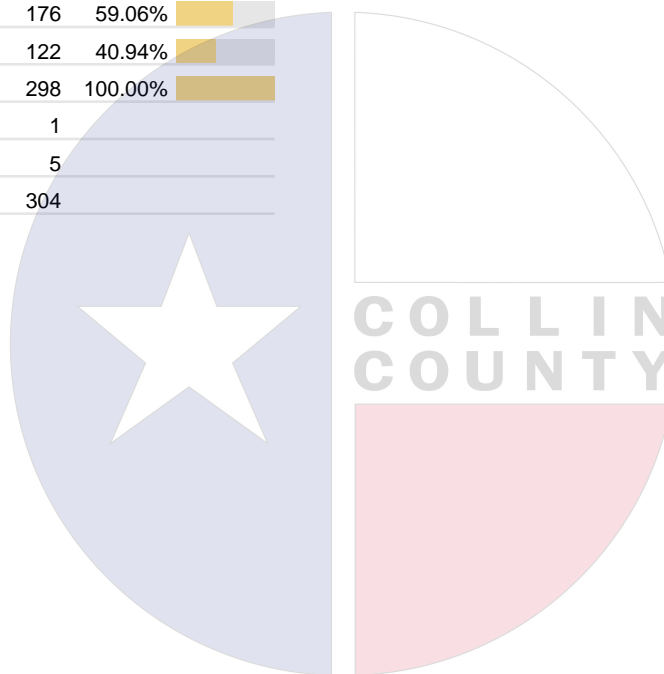
Vote For 1

	TOTAL	VOTE %	
For	207	68.54%	
Against	95	31.46%	
Total Votes Cast	302	100.00%	
Overvotes	0		
Undervotes	2		
Contest Totals	304		

### Proposition 17 – State of Texas

Vote For 1

	TOTAL	VOTE %	
For	176	59.06%	
Against	122	40.94%	
Total Votes Cast	298	100.00%	
Overvotes	1		
Undervotes	5		
Contest Totals	304		



Collin County Seal  
 Watermark Seal for Collin County.  
 Collin County Government

## PCT 107

### Proposition 1 – State of Texas

Vote For 1

	TOTAL	VOTE %	
For	503	71.45%	
Against	201	28.55%	
Total Votes Cast	704	100.00%	
Overvotes	0		
Undervotes	3		
Contest Totals	707		

### Proposition 2 – State of Texas

Vote For 1

	TOTAL	VOTE %	
For	422	60.03%	
Against	281	39.97%	
Total Votes Cast	703	100.00%	
Overvotes	1		
Undervotes	3		
Contest Totals	707		

### Proposition 3 – State of Texas

Vote For 1

	TOTAL	VOTE %	
For	379	53.99%	
Against	323	46.01%	
Total Votes Cast	702	100.00%	
Overvotes	0		
Undervotes	5		
Contest Totals	707		

### Proposition 4 – State of Texas

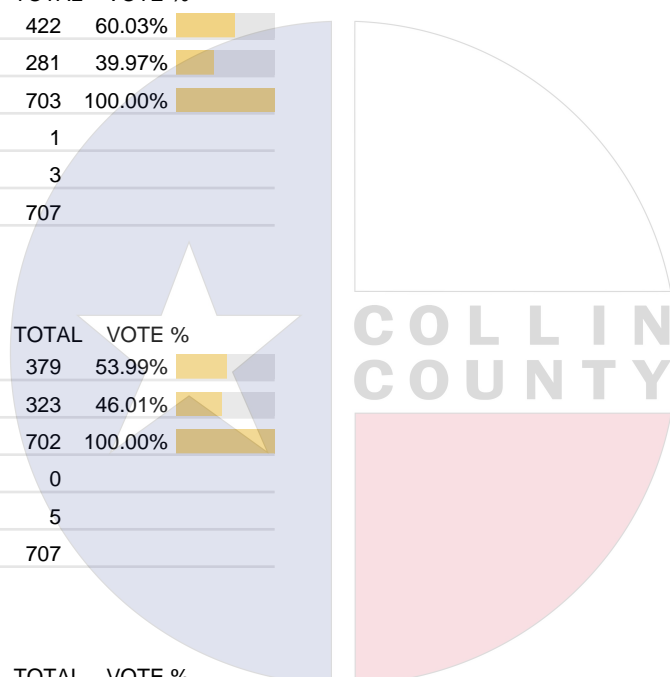
Vote For 1

	TOTAL	VOTE %	
For	526	74.93%	
Against	176	25.07%	
Total Votes Cast	702	100.00%	
Overvotes	1		
Undervotes	4		
Contest Totals	707		

### Proposition 5 – State of Texas

Vote For 1

	TOTAL	VOTE %	
For	457	65.95%	
Against	236	34.05%	
Total Votes Cast	693	100.00%	
Overvotes	0		
Undervotes	14		
Contest Totals	707		



Collin County Seal  
 Watermark Seal for Collin County.  
 Collin County Government

## PCT 107

### Proposition 6 – State of Texas

Vote For 1

	TOTAL	VOTE %	
For	329	47.61%	
Against	362	52.39%	
Total Votes Cast	691	100.00%	
Overvotes	0		
Undervotes	16		
Contest Totals	707		

### Proposition 7 – State of Texas

Vote For 1

	TOTAL	VOTE %	
For	612	87.43%	
Against	88	12.57%	
Total Votes Cast	700	100.00%	
Overvotes	0		
Undervotes	7		
Contest Totals	707		

### Proposition 8 – State of Texas

Vote For 1

	TOTAL	VOTE %	
For	465	65.96%	
Against	240	34.04%	
Total Votes Cast	705	100.00%	
Overvotes	1		
Undervotes	1		
Contest Totals	707		

### Proposition 9 – State of Texas

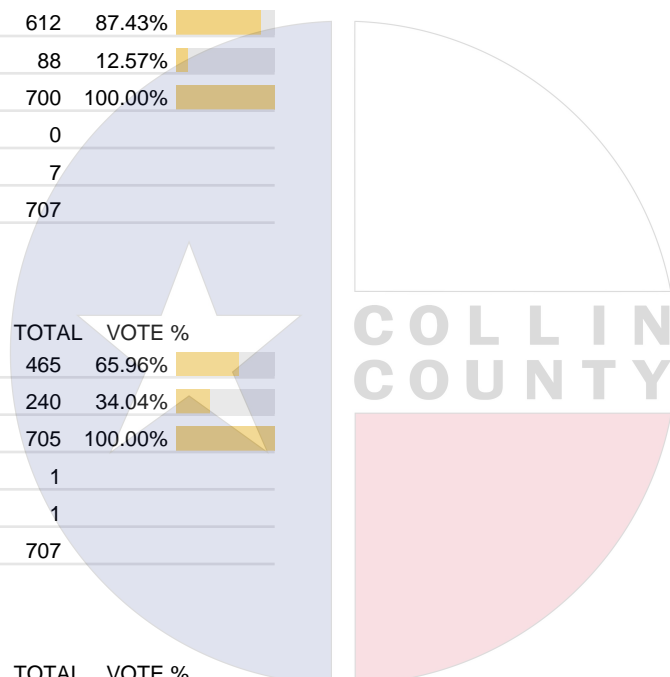
Vote For 1

	TOTAL	VOTE %	
For	477	68.34%	
Against	221	31.66%	
Total Votes Cast	698	100.00%	
Overvotes	1		
Undervotes	8		
Contest Totals	707		

### Proposition 10 – State of Texas

Vote For 1

	TOTAL	VOTE %	
For	621	88.34%	
Against	82	11.66%	
Total Votes Cast	703	100.00%	
Overvotes	0		
Undervotes	4		
Contest Totals	707		



Collin County Seal  
 Watermark Seal for Collin County.  
 Collin County Government

## PCT 107

### Proposition 11 – State of Texas

Vote For 1

	TOTAL	VOTE %	
For	571	81.34%	
Against	131	18.66%	
Total Votes Cast	702	100.00%	
Overvotes	1		
Undervotes	4		
Contest Totals	707		

### Proposition 12 – State of Texas

Vote For 1

	TOTAL	VOTE %	
For	343	49.35%	
Against	352	50.65%	
Total Votes Cast	695	100.00%	
Overvotes	0		
Undervotes	12		
Contest Totals	707		

### Proposition 13 – State of Texas

Vote For 1

	TOTAL	VOTE %	
For	588	83.64%	
Against	115	16.36%	
Total Votes Cast	703	100.00%	
Overvotes	0		
Undervotes	4		
Contest Totals	707		

### Proposition 14 – State of Texas

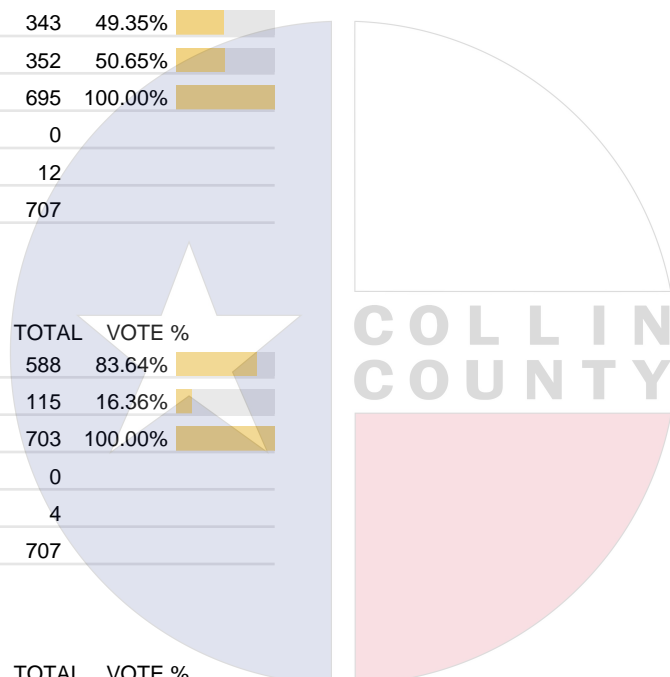
Vote For 1

	TOTAL	VOTE %	
For	486	69.23%	
Against	216	30.77%	
Total Votes Cast	702	100.00%	
Overvotes	1		
Undervotes	4		
Contest Totals	707		

### Proposition 15 – State of Texas

Vote For 1

	TOTAL	VOTE %	
For	409	58.35%	
Against	292	41.65%	
Total Votes Cast	701	100.00%	
Overvotes	0		
Undervotes	6		
Contest Totals	707		



Collin County Seal  
 Watermark Seal for Collin County.  
 Collin County Government

## PCT 107

### Proposition 16 – State of Texas

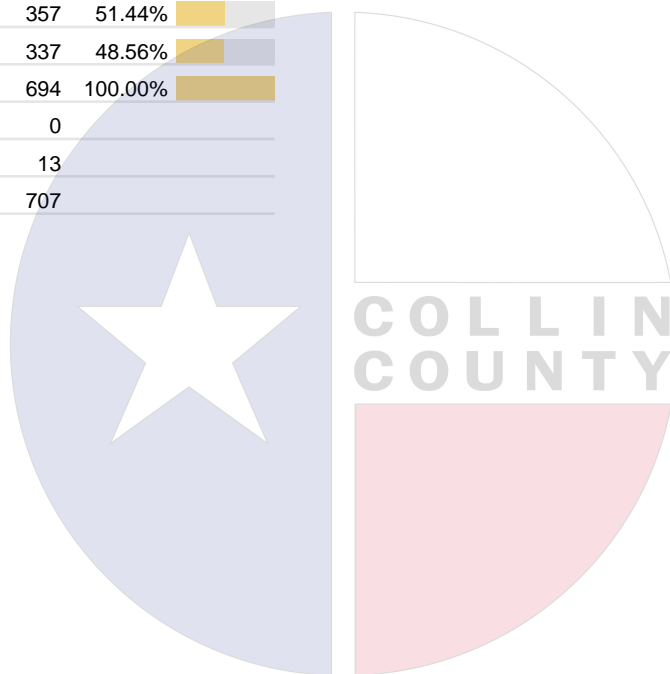
Vote For 1

	TOTAL	VOTE %	
For	433	61.86%	
Against	267	38.14%	
Total Votes Cast	700	100.00%	
Overvotes	1		
Undervotes	6		
Contest Totals	707		

### Proposition 17 – State of Texas

Vote For 1

	TOTAL	VOTE %	
For	357	51.44%	
Against	337	48.56%	
Total Votes Cast	694	100.00%	
Overvotes	0		
Undervotes	13		
Contest Totals	707		



Collin County Seal  
 Watermark Seal for Collin County.  
 Collin County Government

## PCT 108

### Proposition 1 – State of Texas

Vote For 1

	TOTAL	VOTE %	
For	349	71.66%	
Against	138	28.34%	
Total Votes Cast	487	100.00%	
Overvotes	0		
Undervotes	6		
Contest Totals	493		

### Proposition 2 – State of Texas

Vote For 1

	TOTAL	VOTE %	
For	273	56.06%	
Against	214	43.94%	
Total Votes Cast	487	100.00%	
Overvotes	0		
Undervotes	6		
Contest Totals	493		

### Proposition 3 – State of Texas

Vote For 1

	TOTAL	VOTE %	
For	251	51.54%	
Against	236	48.46%	
Total Votes Cast	487	100.00%	
Overvotes	0		
Undervotes	6		
Contest Totals	493		

### Proposition 4 – State of Texas

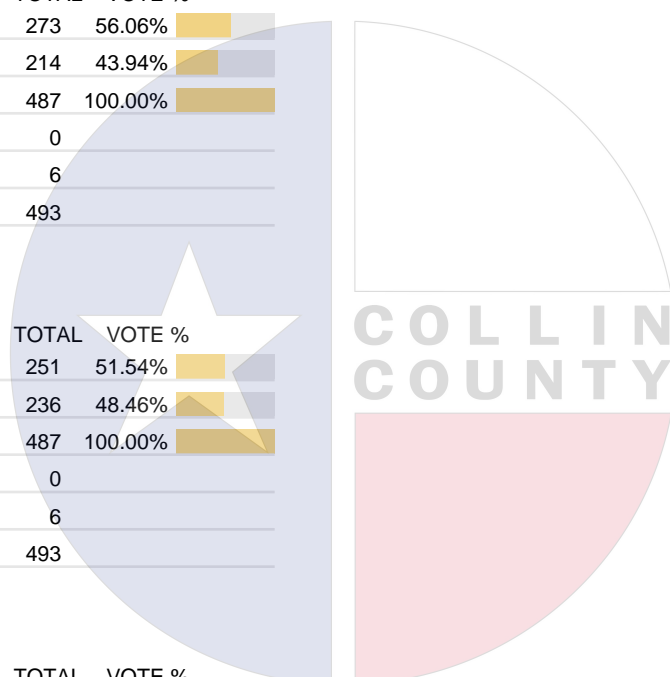
Vote For 1

	TOTAL	VOTE %	
For	355	73.50%	
Against	128	26.50%	
Total Votes Cast	483	100.00%	
Overvotes	0		
Undervotes	10		
Contest Totals	493		

### Proposition 5 – State of Texas

Vote For 1

	TOTAL	VOTE %	
For	278	56.97%	
Against	210	43.03%	
Total Votes Cast	488	100.00%	
Overvotes	0		
Undervotes	5		
Contest Totals	493		



Collin County Seal  
 Watermark Seal for Collin County.  
 Collin County Government

## PCT 108

### Proposition 6 – State of Texas

Vote For 1

	TOTAL	VOTE %	
For	206	43.10%	
Against	272	56.90%	
Total Votes Cast	478	100.00%	
Overvotes	1		
Undervotes	14		
Contest Totals	493		

### Proposition 7 – State of Texas

Vote For 1

	TOTAL	VOTE %	
For	421	85.74%	
Against	70	14.26%	
Total Votes Cast	491	100.00%	
Overvotes	0		
Undervotes	2		
Contest Totals	493		

### Proposition 8 – State of Texas

Vote For 1

	TOTAL	VOTE %	
For	309	63.45%	
Against	178	36.55%	
Total Votes Cast	487	100.00%	
Overvotes	1		
Undervotes	5		
Contest Totals	493		

### Proposition 9 – State of Texas

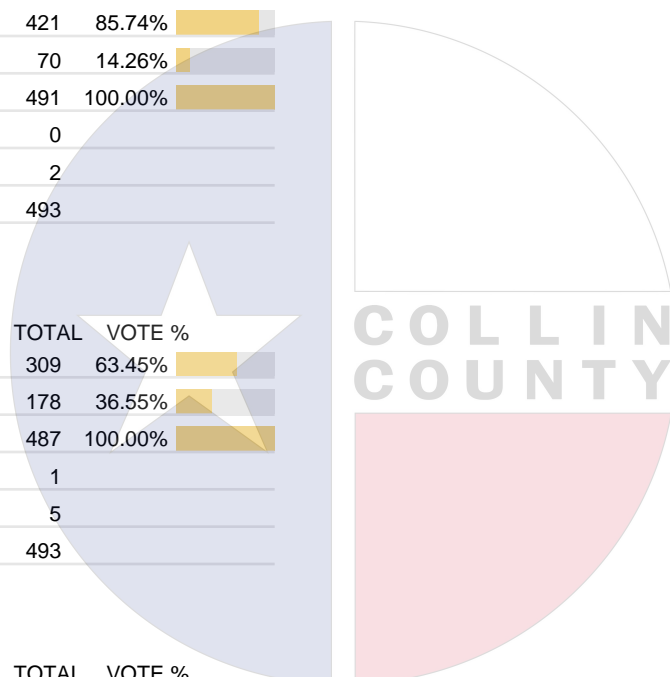
Vote For 1

	TOTAL	VOTE %	
For	286	59.21%	
Against	197	40.79%	
Total Votes Cast	483	100.00%	
Overvotes	0		
Undervotes	10		
Contest Totals	493		

### Proposition 10 – State of Texas

Vote For 1

	TOTAL	VOTE %	
For	422	86.83%	
Against	64	13.17%	
Total Votes Cast	486	100.00%	
Overvotes	1		
Undervotes	6		
Contest Totals	493		



Collin County Seal  
 Watermark Seal for Collin County.  
 Collin County Government

## PCT 108

### Proposition 11 – State of Texas

Vote For 1

	TOTAL	VOTE %	
For	386	79.10%	
Against	102	20.90%	
Total Votes Cast	488	100.00%	
Overvotes	1		
Undervotes	4		
Contest Totals	493		

### Proposition 12 – State of Texas

Vote For 1

	TOTAL	VOTE %	
For	227	46.80%	
Against	258	53.20%	
Total Votes Cast	485	100.00%	
Overvotes	0		
Undervotes	8		
Contest Totals	493		

### Proposition 13 – State of Texas

Vote For 1

	TOTAL	VOTE %	
For	395	80.94%	
Against	93	19.06%	
Total Votes Cast	488	100.00%	
Overvotes	1		
Undervotes	4		
Contest Totals	493		

### Proposition 14 – State of Texas

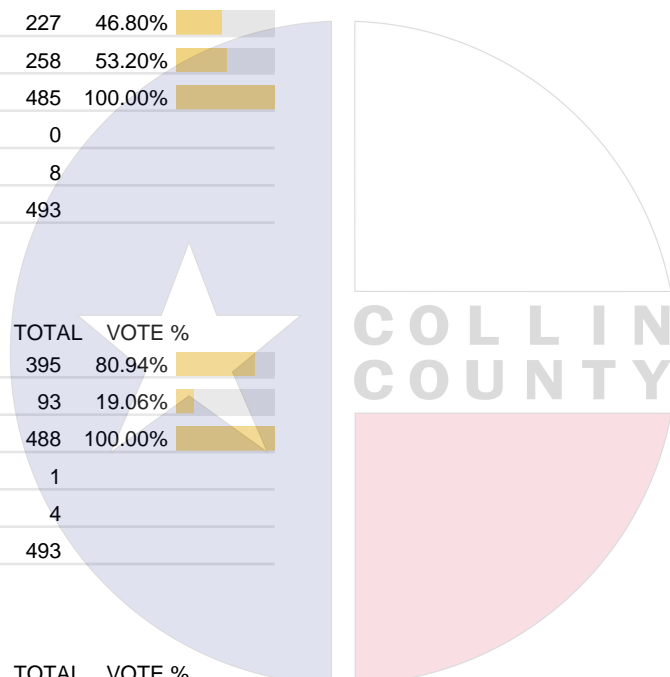
Vote For 1

	TOTAL	VOTE %	
For	356	73.40%	
Against	129	26.60%	
Total Votes Cast	485	100.00%	
Overvotes	0		
Undervotes	8		
Contest Totals	493		

### Proposition 15 – State of Texas

Vote For 1

	TOTAL	VOTE %	
For	287	58.69%	
Against	202	41.31%	
Total Votes Cast	489	100.00%	
Overvotes	0		
Undervotes	4		
Contest Totals	493		



Collin County Seal  
 Watermark Seal for Collin County.  
 Collin County Government

## PCT 108

### Proposition 16 – State of Texas

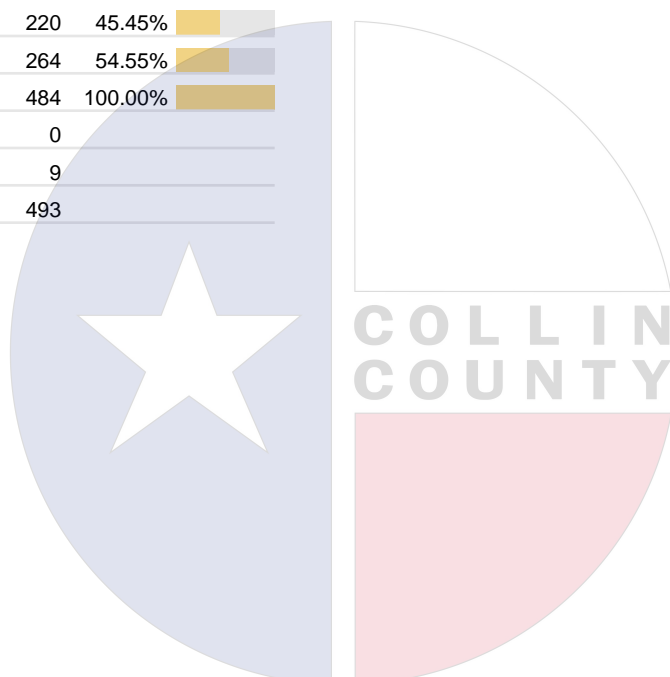
Vote For 1

	TOTAL	VOTE %	
For	304	62.17%	
Against	185	37.83%	
Total Votes Cast	489	100.00%	
Overvotes	0		
Undervotes	4		
Contest Totals	493		

### Proposition 17 – State of Texas

Vote For 1

	TOTAL	VOTE %	
For	220	45.45%	
Against	264	54.55%	
Total Votes Cast	484	100.00%	
Overvotes	0		
Undervotes	9		
Contest Totals	493		



Collin County Seal  
 Watermark Seal for Collin County.  
 Collin County Government

## PCT 109

### Proposition 1 – State of Texas

Vote For 1

	TOTAL	VOTE %	
For	537	69.20%	
Against	239	30.80%	
Total Votes Cast	776	100.00%	
Overvotes	0		
Undervotes	9		
Contest Totals	785		

### Proposition 2 – State of Texas

Vote For 1

	TOTAL	VOTE %	
For	515	65.86%	
Against	267	34.14%	
Total Votes Cast	782	100.00%	
Overvotes	0		
Undervotes	3		
Contest Totals	785		

### Proposition 3 – State of Texas

Vote For 1

	TOTAL	VOTE %	
For	418	53.73%	
Against	360	46.27%	
Total Votes Cast	778	100.00%	
Overvotes	0		
Undervotes	7		
Contest Totals	785		

### Proposition 4 – State of Texas

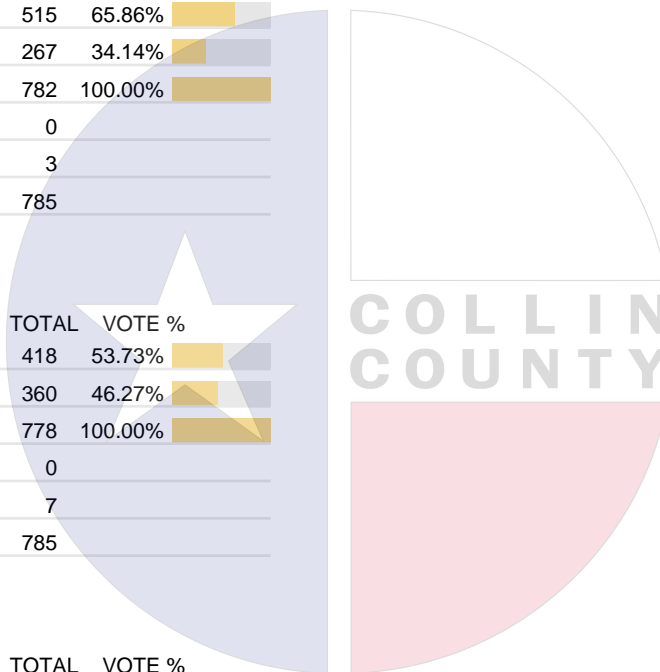
Vote For 1

	TOTAL	VOTE %	
For	567	73.07%	
Against	209	26.93%	
Total Votes Cast	776	100.00%	
Overvotes	0		
Undervotes	9		
Contest Totals	785		

### Proposition 5 – State of Texas

Vote For 1

	TOTAL	VOTE %	
For	505	66.62%	
Against	253	33.38%	
Total Votes Cast	758	100.00%	
Overvotes	0		
Undervotes	27		
Contest Totals	785		



Collin County Seal  
 Watermark Seal for Collin County.  
 Collin County Government

## PCT 109

### Proposition 6 – State of Texas

Vote For 1

	TOTAL	VOTE %	
For	430	56.50%	
Against	331	43.50%	
Total Votes Cast	761	100.00%	
Overvotes	0		
Undervotes	24		
Contest Totals	785		

### Proposition 7 – State of Texas

Vote For 1

	TOTAL	VOTE %	
For	655	84.19%	
Against	123	15.81%	
Total Votes Cast	778	100.00%	
Overvotes	0		
Undervotes	7		
Contest Totals	785		

### Proposition 8 – State of Texas

Vote For 1

	TOTAL	VOTE %	
For	539	69.28%	
Against	239	30.72%	
Total Votes Cast	778	100.00%	
Overvotes	0		
Undervotes	7		
Contest Totals	785		

### Proposition 9 – State of Texas

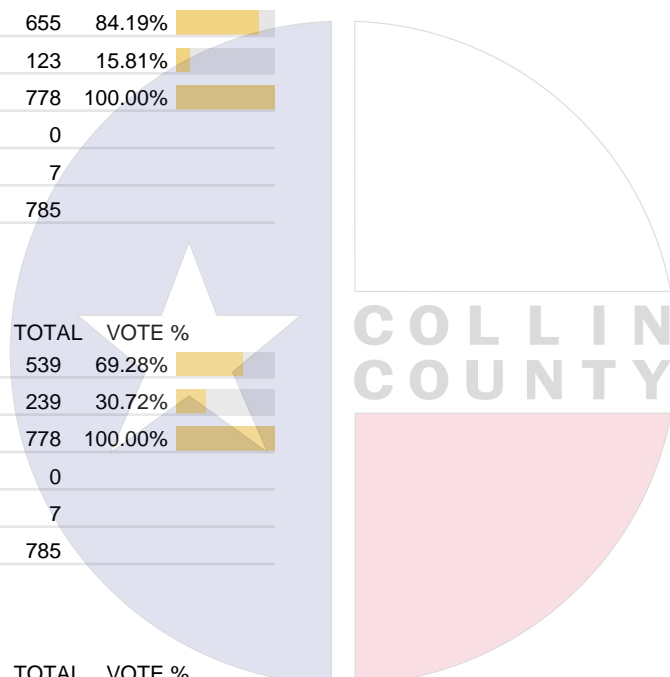
Vote For 1

	TOTAL	VOTE %	
For	538	69.78%	
Against	233	30.22%	
Total Votes Cast	771	100.00%	
Overvotes	0		
Undervotes	14		
Contest Totals	785		

### Proposition 10 – State of Texas

Vote For 1

	TOTAL	VOTE %	
For	675	86.98%	
Against	101	13.02%	
Total Votes Cast	776	100.00%	
Overvotes	0		
Undervotes	9		
Contest Totals	785		



Collin County Seal  
 Watermark Seal for Collin County.  
 Collin County Government

### PCT 109

#### Proposition 11 – State of Texas

Vote For 1

	TOTAL	VOTE %	
For	593	76.71%	
Against	180	23.29%	
Total Votes Cast	773	100.00%	
Overvotes	1		
Undervotes	11		
Contest Totals	785		

#### Proposition 12 – State of Texas

Vote For 1

	TOTAL	VOTE %	
For	413	54.13%	
Against	350	45.87%	
Total Votes Cast	763	100.00%	
Overvotes	1		
Undervotes	21		
Contest Totals	785		

#### Proposition 13 – State of Texas

Vote For 1

	TOTAL	VOTE %	
For	652	83.91%	
Against	125	16.09%	
Total Votes Cast	777	100.00%	
Overvotes	1		
Undervotes	7		
Contest Totals	785		

#### Proposition 14 – State of Texas

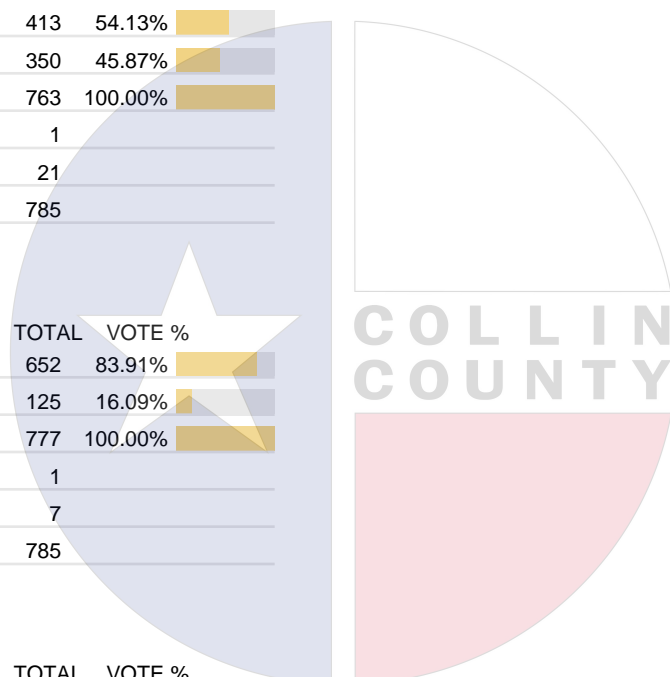
Vote For 1

	TOTAL	VOTE %	
For	519	67.49%	
Against	250	32.51%	
Total Votes Cast	769	100.00%	
Overvotes	2		
Undervotes	14		
Contest Totals	785		

#### Proposition 15 – State of Texas

Vote For 1

	TOTAL	VOTE %	
For	452	58.47%	
Against	321	41.53%	
Total Votes Cast	773	100.00%	
Overvotes	0		
Undervotes	12		
Contest Totals	785		



Collin County Seal  
 Watermark Seal for Collin County.  
 Collin County Government

## PCT 109

### Proposition 16 – State of Texas

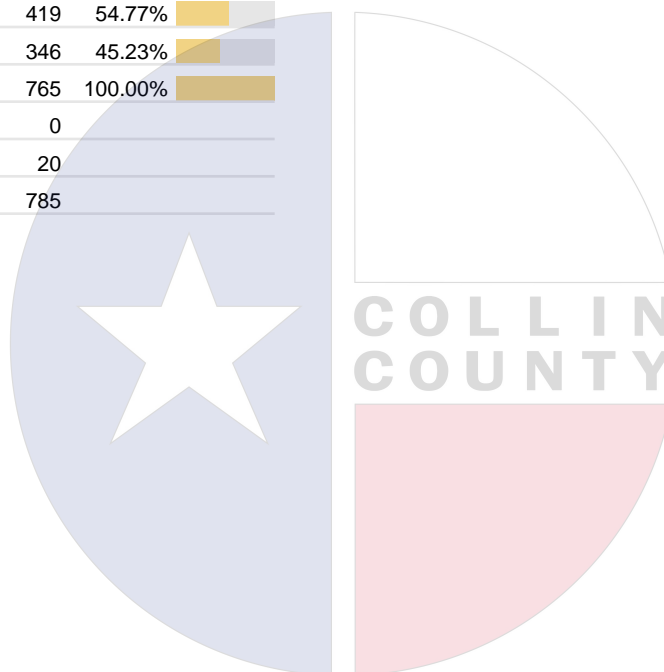
Vote For 1

	TOTAL	VOTE %	
For	496	64.00%	
Against	279	36.00%	
Total Votes Cast	775	100.00%	
Overvotes	0		
Undervotes	10		
Contest Totals	785		

### Proposition 17 – State of Texas

Vote For 1

	TOTAL	VOTE %	
For	419	54.77%	
Against	346	45.23%	
Total Votes Cast	765	100.00%	
Overvotes	0		
Undervotes	20		
Contest Totals	785		



Collin County Seal  
 Watermark Seal for Collin County.  
 Collin County Government

## PCT 110

### Proposition 1 – State of Texas

Vote For 1

	TOTAL	VOTE %	
For	397	72.71%	
Against	149	27.29%	
Total Votes Cast	546	100.00%	
Overvotes	0		
Undervotes	5		
Contest Totals	551		

### Proposition 2 – State of Texas

Vote For 1

	TOTAL	VOTE %	
For	332	60.92%	
Against	213	39.08%	
Total Votes Cast	545	100.00%	
Overvotes	0		
Undervotes	6		
Contest Totals	551		

### Proposition 3 – State of Texas

Vote For 1

	TOTAL	VOTE %	
For	295	54.23%	
Against	249	45.77%	
Total Votes Cast	544	100.00%	
Overvotes	1		
Undervotes	6		
Contest Totals	551		

### Proposition 4 – State of Texas

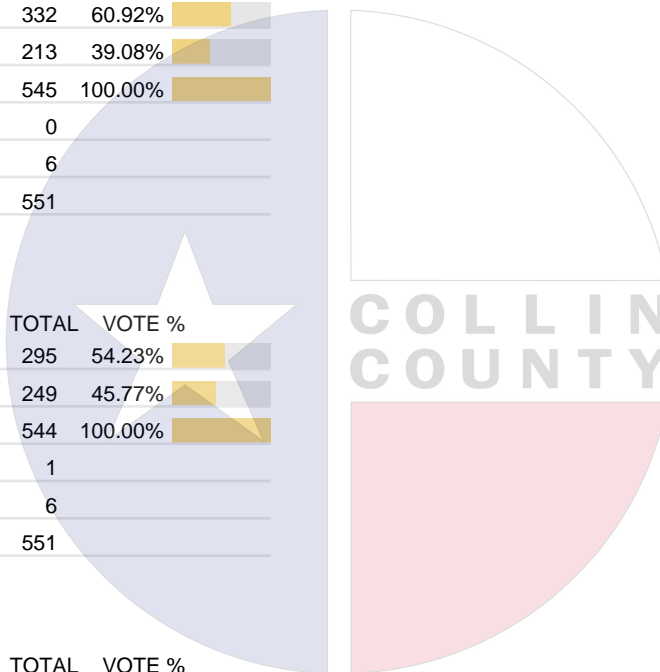
Vote For 1

	TOTAL	VOTE %	
For	419	76.74%	
Against	127	23.26%	
Total Votes Cast	546	100.00%	
Overvotes	0		
Undervotes	5		
Contest Totals	551		

### Proposition 5 – State of Texas

Vote For 1

	TOTAL	VOTE %	
For	343	64.35%	
Against	190	35.65%	
Total Votes Cast	533	100.00%	
Overvotes	1		
Undervotes	17		
Contest Totals	551		



Collin County Seal  
 Watermark Seal for Collin County,  
 Collin County Government

## PCT 110

### Proposition 6 – State of Texas

Vote For 1

	TOTAL	VOTE %	
For	298	55.70%	
Against	237	44.30%	
Total Votes Cast	535	100.00%	
Overvotes	0		
Undervotes	16		
Contest Totals	551		

### Proposition 7 – State of Texas

Vote For 1

	TOTAL	VOTE %	
For	455	83.64%	
Against	89	16.36%	
Total Votes Cast	544	100.00%	
Overvotes	0		
Undervotes	7		
Contest Totals	551		

### Proposition 8 – State of Texas

Vote For 1

	TOTAL	VOTE %	
For	378	69.49%	
Against	166	30.51%	
Total Votes Cast	544	100.00%	
Overvotes	0		
Undervotes	7		
Contest Totals	551		

### Proposition 9 – State of Texas

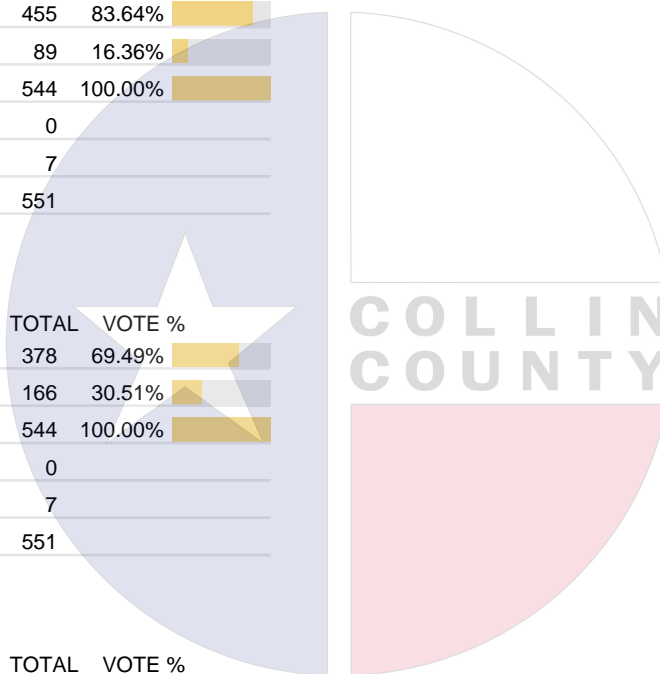
Vote For 1

	TOTAL	VOTE %	
For	357	65.99%	
Against	184	34.01%	
Total Votes Cast	541	100.00%	
Overvotes	0		
Undervotes	10		
Contest Totals	551		

### Proposition 10 – State of Texas

Vote For 1

	TOTAL	VOTE %	
For	466	85.19%	
Against	81	14.81%	
Total Votes Cast	547	100.00%	
Overvotes	0		
Undervotes	4		
Contest Totals	551		



Collin County Seal  
 Watermark Seal for Collin County.  
 Collin County Government

## PCT 110

### Proposition 11 – State of Texas

Vote For 1

	TOTAL	VOTE %	
For	421	76.68%	
Against	128	23.32%	
Total Votes Cast	549	100.00%	
Overvotes	0		
Undervotes	2		
Contest Totals	551		

### Proposition 12 – State of Texas

Vote For 1

	TOTAL	VOTE %	
For	280	51.85%	
Against	260	48.15%	
Total Votes Cast	540	100.00%	
Overvotes	0		
Undervotes	11		
Contest Totals	551		

### Proposition 13 – State of Texas

Vote For 1

	TOTAL	VOTE %	
For	446	80.94%	
Against	105	19.06%	
Total Votes Cast	551	100.00%	
Overvotes	0		
Undervotes	0		
Contest Totals	551		

### Proposition 14 – State of Texas

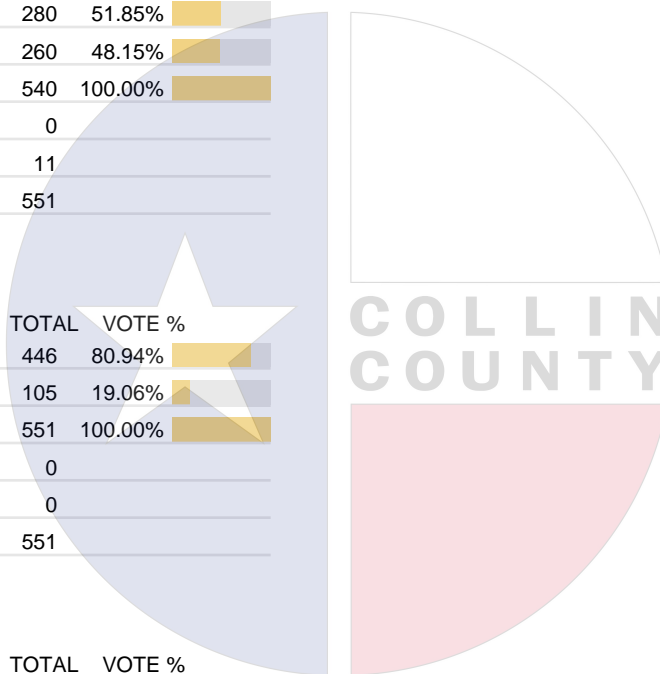
Vote For 1

	TOTAL	VOTE %	
For	361	66.12%	
Against	185	33.88%	
Total Votes Cast	546	100.00%	
Overvotes	0		
Undervotes	5		
Contest Totals	551		

### Proposition 15 – State of Texas

Vote For 1

	TOTAL	VOTE %	
For	318	58.24%	
Against	228	41.76%	
Total Votes Cast	546	100.00%	
Overvotes	0		
Undervotes	5		
Contest Totals	551		



Collin County Seal  
 Watermark Seal for Collin County.  
 Collin County Government

## PCT 110

### Proposition 16 – State of Texas

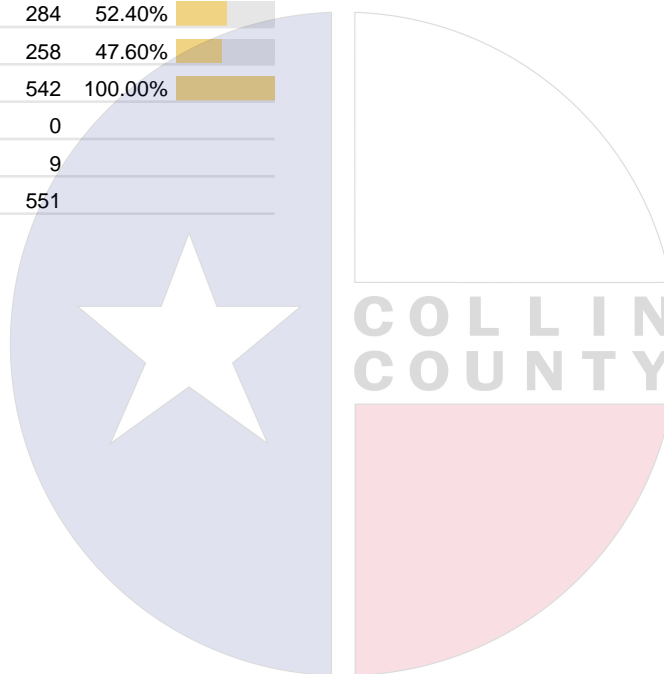
Vote For 1

	TOTAL	VOTE %	
For	339	62.43%	
Against	204	37.57%	
Total Votes Cast	543	100.00%	
Overvotes	0		
Undervotes	8		
Contest Totals	551		

### Proposition 17 – State of Texas

Vote For 1

	TOTAL	VOTE %	
For	284	52.40%	
Against	258	47.60%	
Total Votes Cast	542	100.00%	
Overvotes	0		
Undervotes	9		
Contest Totals	551		



Collin County Seal  
 Watermark Seal for Collin County.  
 Collin County Government

## PCT 111

### Proposition 1 – State of Texas

Vote For 1

	TOTAL	VOTE %	
For	245	59.32%	
Against	168	40.68%	
Total Votes Cast	413	100.00%	
Overvotes	0		
Undervotes	5		
Contest Totals	418		

### Proposition 2 – State of Texas

Vote For 1

	TOTAL	VOTE %	
For	319	76.50%	
Against	98	23.50%	
Total Votes Cast	417	100.00%	
Overvotes	1		
Undervotes	0		
Contest Totals	418		

### Proposition 3 – State of Texas

Vote For 1

	TOTAL	VOTE %	
For	263	63.37%	
Against	152	36.63%	
Total Votes Cast	415	100.00%	
Overvotes	0		
Undervotes	3		
Contest Totals	418		

### Proposition 4 – State of Texas

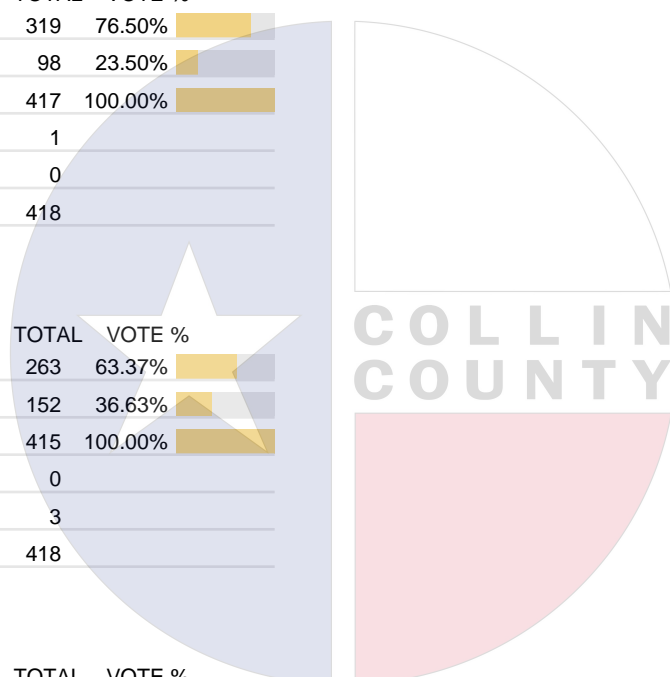
Vote For 1

	TOTAL	VOTE %	
For	275	65.95%	
Against	142	34.05%	
Total Votes Cast	417	100.00%	
Overvotes	0		
Undervotes	1		
Contest Totals	418		

### Proposition 5 – State of Texas

Vote For 1

	TOTAL	VOTE %	
For	300	73.53%	
Against	108	26.47%	
Total Votes Cast	408	100.00%	
Overvotes	1		
Undervotes	9		
Contest Totals	418		



Collin County Seal  
 Watermark Seal for Collin County.  
 Collin County Government

## PCT 111

### Proposition 6 – State of Texas

Vote For 1

	TOTAL	VOTE %	
For	261	64.13%	
Against	146	35.87%	
Total Votes Cast	407	100.00%	
Overvotes	0		
Undervotes	11		
Contest Totals	418		

### Proposition 7 – State of Texas

Vote For 1

	TOTAL	VOTE %	
For	365	87.53%	
Against	52	12.47%	
Total Votes Cast	417	100.00%	
Overvotes	0		
Undervotes	1		
Contest Totals	418		

### Proposition 8 – State of Texas

Vote For 1

	TOTAL	VOTE %	
For	337	81.01%	
Against	79	18.99%	
Total Votes Cast	416	100.00%	
Overvotes	0		
Undervotes	2		
Contest Totals	418		

### Proposition 9 – State of Texas

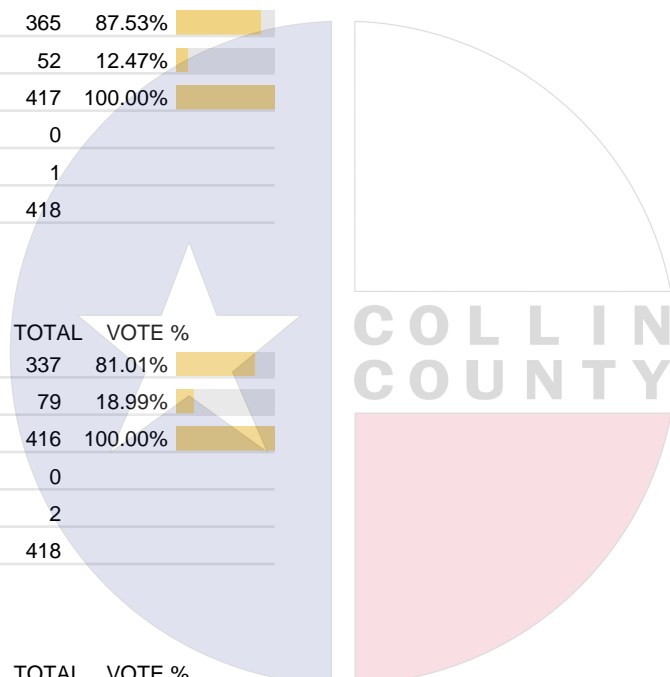
Vote For 1

	TOTAL	VOTE %	
For	319	77.43%	
Against	93	22.57%	
Total Votes Cast	412	100.00%	
Overvotes	0		
Undervotes	6		
Contest Totals	418		

### Proposition 10 – State of Texas

Vote For 1

	TOTAL	VOTE %	
For	379	91.33%	
Against	36	8.67%	
Total Votes Cast	415	100.00%	
Overvotes	0		
Undervotes	3		
Contest Totals	418		



Collin County Seal  
 Watermark Seal for Collin County.  
 Collin County Government

## PCT 111

### Proposition 11 – State of Texas

Vote For 1

	TOTAL	VOTE %	
For	328	78.85%	
Against	88	21.15%	
Total Votes Cast	416	100.00%	
Overvotes	1		
Undervotes	1		
Contest Totals	418		

### Proposition 12 – State of Texas

Vote For 1

	TOTAL	VOTE %	
For	260	63.41%	
Against	150	36.59%	
Total Votes Cast	410	100.00%	
Overvotes	0		
Undervotes	8		
Contest Totals	418		

### Proposition 13 – State of Texas

Vote For 1

	TOTAL	VOTE %	
For	369	88.28%	
Against	49	11.72%	
Total Votes Cast	418	100.00%	
Overvotes	0		
Undervotes	0		
Contest Totals	418		

### Proposition 14 – State of Texas

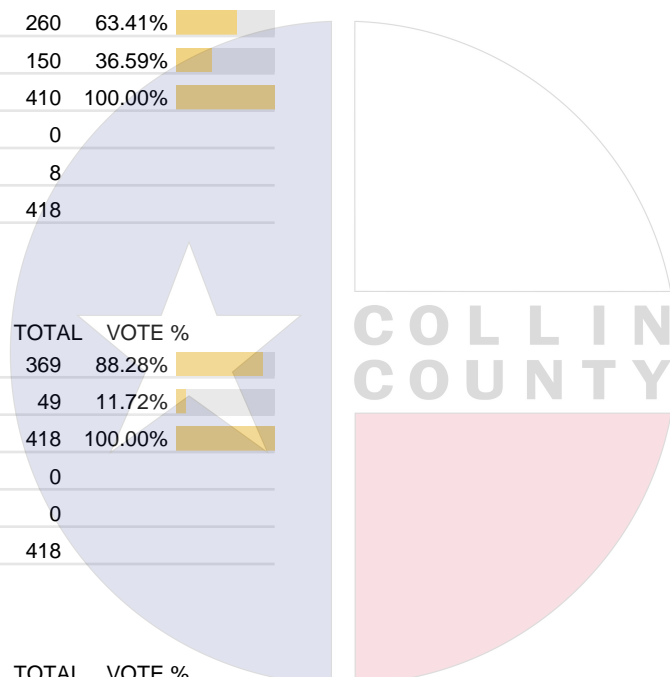
Vote For 1

	TOTAL	VOTE %	
For	239	57.45%	
Against	177	42.55%	
Total Votes Cast	416	100.00%	
Overvotes	0		
Undervotes	2		
Contest Totals	418		

### Proposition 15 – State of Texas

Vote For 1

	TOTAL	VOTE %	
For	292	70.53%	
Against	122	29.47%	
Total Votes Cast	414	100.00%	
Overvotes	1		
Undervotes	3		
Contest Totals	418		



Collin County Seal  
 Watermark Seal for Collin County.  
 Collin County Government

## PCT 111

### Proposition 16 – State of Texas

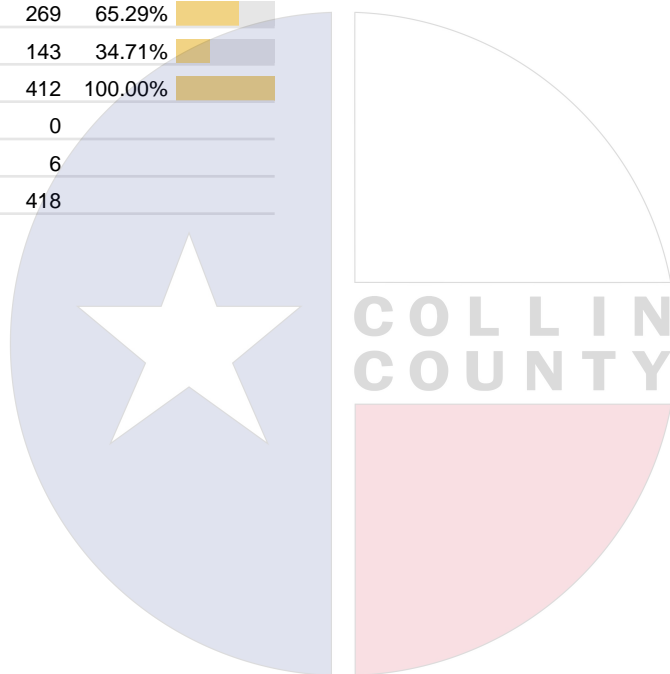
Vote For 1

	TOTAL	VOTE %	
For	309	74.10%	
Against	108	25.90%	
Total Votes Cast	417	100.00%	
Overvotes	0		
Undervotes	1		
Contest Totals	418		

### Proposition 17 – State of Texas

Vote For 1

	TOTAL	VOTE %	
For	269	65.29%	
Against	143	34.71%	
Total Votes Cast	412	100.00%	
Overvotes	0		
Undervotes	6		
Contest Totals	418		



Collin County Seal  
 Watermark Seal for Collin County.  
 Collin County Government

## PCT 112

### Proposition 1 – State of Texas

Vote For 1

	TOTAL	VOTE %	
For	367	70.85%	
Against	151	29.15%	
Total Votes Cast	518	100.00%	
Overvotes	0		
Undervotes	7		
Contest Totals	525		

### Proposition 2 – State of Texas

Vote For 1

	TOTAL	VOTE %	
For	333	63.92%	
Against	188	36.08%	
Total Votes Cast	521	100.00%	
Overvotes	0		
Undervotes	4		
Contest Totals	525		

### Proposition 3 – State of Texas

Vote For 1

	TOTAL	VOTE %	
For	297	56.79%	
Against	226	43.21%	
Total Votes Cast	523	100.00%	
Overvotes	0		
Undervotes	2		
Contest Totals	525		

### Proposition 4 – State of Texas

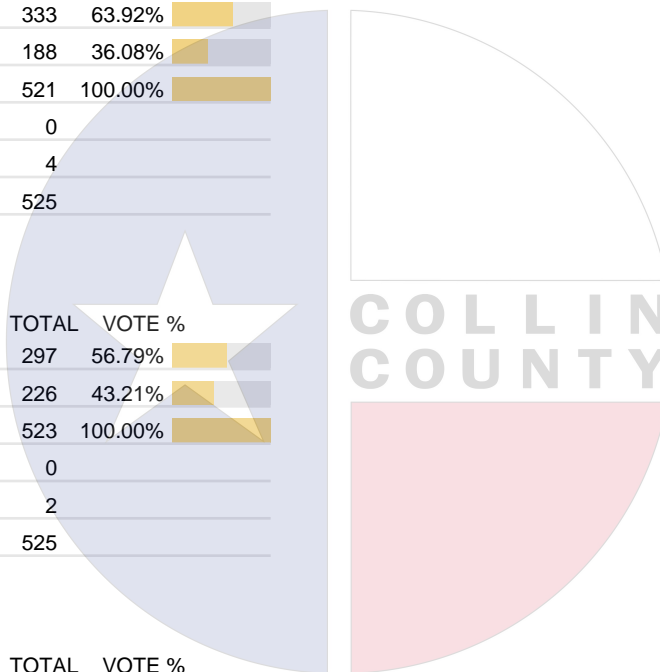
Vote For 1

	TOTAL	VOTE %	
For	406	78.53%	
Against	111	21.47%	
Total Votes Cast	517	100.00%	
Overvotes	0		
Undervotes	8		
Contest Totals	525		

### Proposition 5 – State of Texas

Vote For 1

	TOTAL	VOTE %	
For	312	61.66%	
Against	194	38.34%	
Total Votes Cast	506	100.00%	
Overvotes	0		
Undervotes	19		
Contest Totals	525		



Collin County Seal  
 Watermark Seal for Collin County.  
 Collin County Government

## PCT 112

### Proposition 6 – State of Texas

Vote For 1

	TOTAL	VOTE %	
For	281	54.88%	
Against	231	45.12%	
Total Votes Cast	512	100.00%	
Overvotes	1		
Undervotes	12		
Contest Totals	525		

### Proposition 7 – State of Texas

Vote For 1

	TOTAL	VOTE %	
For	449	87.02%	
Against	67	12.98%	
Total Votes Cast	516	100.00%	
Overvotes	0		
Undervotes	9		
Contest Totals	525		

### Proposition 8 – State of Texas

Vote For 1

	TOTAL	VOTE %	
For	356	68.59%	
Against	163	31.41%	
Total Votes Cast	519	100.00%	
Overvotes	0		
Undervotes	6		
Contest Totals	525		

### Proposition 9 – State of Texas

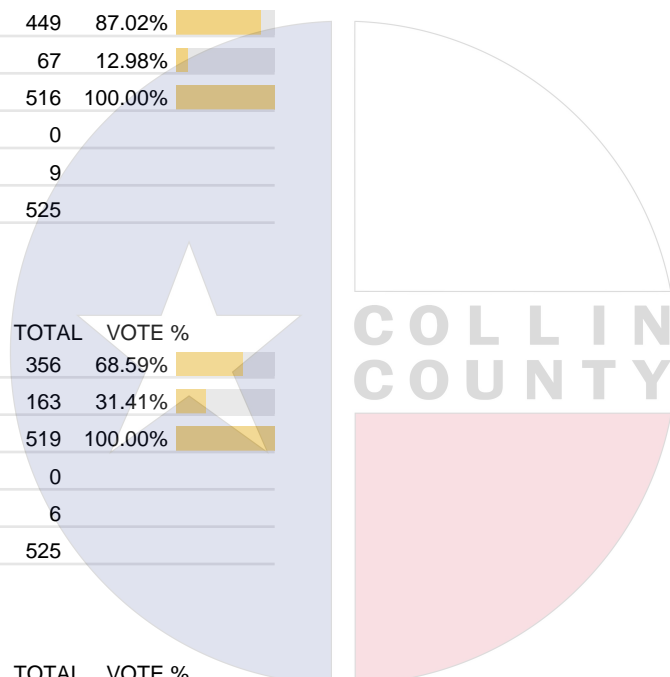
Vote For 1

	TOTAL	VOTE %	
For	328	64.19%	
Against	183	35.81%	
Total Votes Cast	511	100.00%	
Overvotes	0		
Undervotes	14		
Contest Totals	525		

### Proposition 10 – State of Texas

Vote For 1

	TOTAL	VOTE %	
For	460	89.15%	
Against	56	10.85%	
Total Votes Cast	516	100.00%	
Overvotes	0		
Undervotes	9		
Contest Totals	525		



Collin County Seal  
 Watermark Seal for Collin County.  
 Collin County Government

## PCT 112

### Proposition 11 – State of Texas

Vote For 1

	TOTAL	VOTE %	
For	426	82.08%	
Against	93	17.92%	
Total Votes Cast	519	100.00%	
Overvotes	0		
Undervotes	6		
Contest Totals	525		

### Proposition 12 – State of Texas

Vote For 1

	TOTAL	VOTE %	
For	253	49.22%	
Against	261	50.78%	
Total Votes Cast	514	100.00%	
Overvotes	0		
Undervotes	11		
Contest Totals	525		

### Proposition 13 – State of Texas

Vote For 1

	TOTAL	VOTE %	
For	432	82.60%	
Against	91	17.40%	
Total Votes Cast	523	100.00%	
Overvotes	0		
Undervotes	2		
Contest Totals	525		

### Proposition 14 – State of Texas

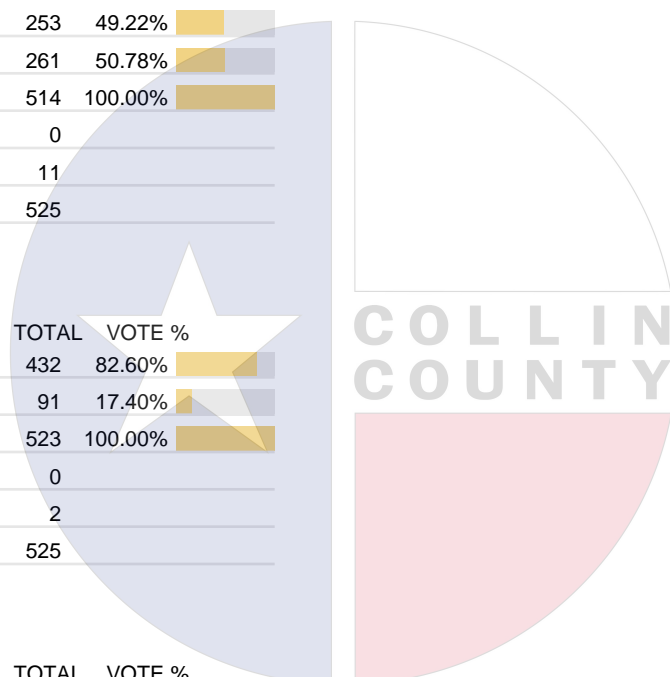
Vote For 1

	TOTAL	VOTE %	
For	383	73.51%	
Against	138	26.49%	
Total Votes Cast	521	100.00%	
Overvotes	0		
Undervotes	4		
Contest Totals	525		

### Proposition 15 – State of Texas

Vote For 1

	TOTAL	VOTE %	
For	313	60.78%	
Against	202	39.22%	
Total Votes Cast	515	100.00%	
Overvotes	0		
Undervotes	10		
Contest Totals	525		



Collin County Seal  
 Watermark Seal for Collin County.  
 Collin County Government

## PCT 112

### Proposition 16 – State of Texas

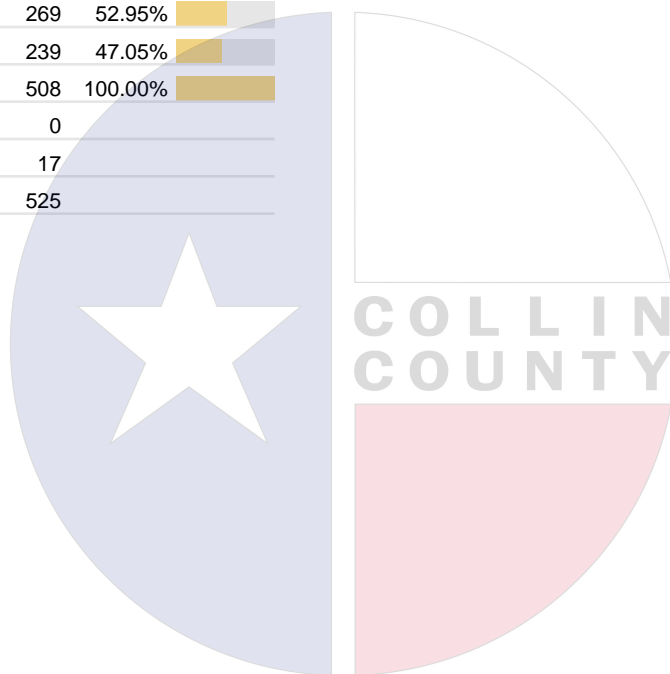
Vote For 1

	TOTAL	VOTE %	
For	338	65.25%	
Against	180	34.75%	
Total Votes Cast	518	100.00%	
Overvotes	0		
Undervotes	7		
Contest Totals	525		

### Proposition 17 – State of Texas

Vote For 1

	TOTAL	VOTE %	
For	269	52.95%	
Against	239	47.05%	
Total Votes Cast	508	100.00%	
Overvotes	0		
Undervotes	17		
Contest Totals	525		



Collin County Seal  
 Watermark Seal for Collin County.  
 Collin County Government

## PCT 113

### Proposition 1 – State of Texas

Vote For 1

	TOTAL	VOTE %	
For	329	71.83%	
Against	129	28.17%	
Total Votes Cast	458	100.00%	
Overvotes	0		
Undervotes	6		
Contest Totals	464		

### Proposition 2 – State of Texas

Vote For 1

	TOTAL	VOTE %	
For	288	62.88%	
Against	170	37.12%	
Total Votes Cast	458	100.00%	
Overvotes	0		
Undervotes	6		
Contest Totals	464		

### Proposition 3 – State of Texas

Vote For 1

	TOTAL	VOTE %	
For	249	54.37%	
Against	209	45.63%	
Total Votes Cast	458	100.00%	
Overvotes	0		
Undervotes	6		
Contest Totals	464		

### Proposition 4 – State of Texas

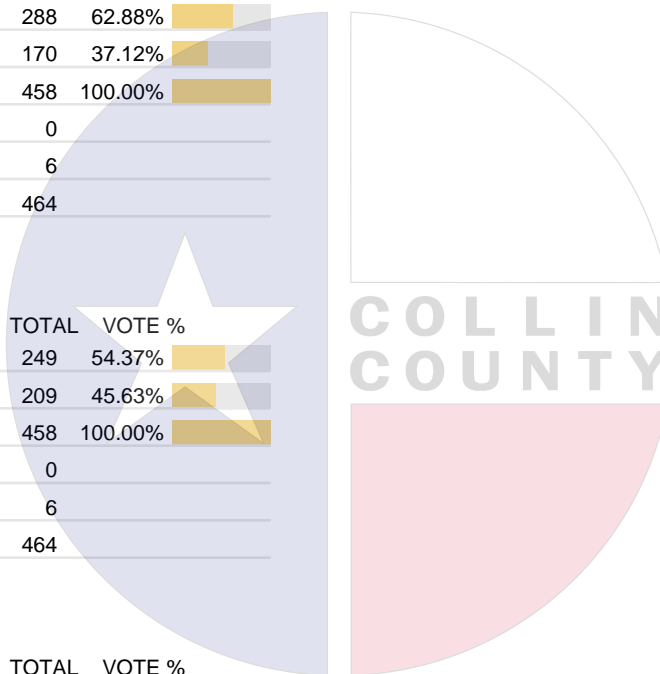
Vote For 1

	TOTAL	VOTE %	
For	344	75.27%	
Against	113	24.73%	
Total Votes Cast	457	100.00%	
Overvotes	0		
Undervotes	7		
Contest Totals	464		

### Proposition 5 – State of Texas

Vote For 1

	TOTAL	VOTE %	
For	305	67.48%	
Against	147	32.52%	
Total Votes Cast	452	100.00%	
Overvotes	0		
Undervotes	12		
Contest Totals	464		



## PCT 113

### Proposition 6 – State of Texas

Vote For 1

	TOTAL	VOTE %	
For	230	50.66%	
Against	224	49.34%	
Total Votes Cast	454	100.00%	
Overvotes	0		
Undervotes	10		
Contest Totals	464		

### Proposition 7 – State of Texas

Vote For 1

	TOTAL	VOTE %	
For	413	89.78%	
Against	47	10.22%	
Total Votes Cast	460	100.00%	
Overvotes	0		
Undervotes	4		
Contest Totals	464		

### Proposition 8 – State of Texas

Vote For 1

	TOTAL	VOTE %	
For	324	70.28%	
Against	137	29.72%	
Total Votes Cast	461	100.00%	
Overvotes	0		
Undervotes	3		
Contest Totals	464		

### Proposition 9 – State of Texas

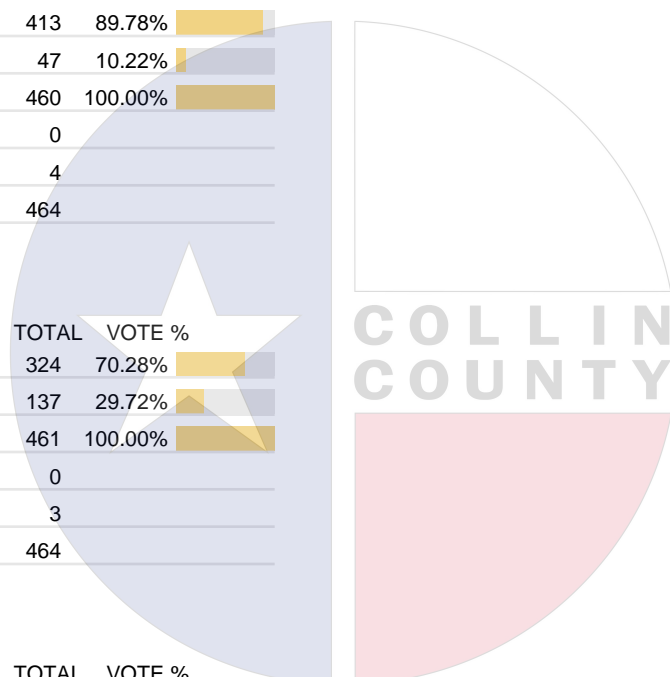
Vote For 1

	TOTAL	VOTE %	
For	300	65.50%	
Against	158	34.50%	
Total Votes Cast	458	100.00%	
Overvotes	0		
Undervotes	6		
Contest Totals	464		

### Proposition 10 – State of Texas

Vote For 1

	TOTAL	VOTE %	
For	420	90.91%	
Against	42	9.09%	
Total Votes Cast	462	100.00%	
Overvotes	0		
Undervotes	2		
Contest Totals	464		



Collin County Seal  
 Watermark Seal for Collin County.  
 Collin County Government

## PCT 113

### Proposition 11 – State of Texas

Vote For 1

	TOTAL	VOTE %	
For	372	80.52%	
Against	90	19.48%	
Total Votes Cast	462	100.00%	
Overvotes	1		
Undervotes	1		
Contest Totals	464		

### Proposition 12 – State of Texas

Vote For 1

	TOTAL	VOTE %	
For	258	56.58%	
Against	198	43.42%	
Total Votes Cast	456	100.00%	
Overvotes	0		
Undervotes	8		
Contest Totals	464		

### Proposition 13 – State of Texas

Vote For 1

	TOTAL	VOTE %	
For	369	80.04%	
Against	92	19.96%	
Total Votes Cast	461	100.00%	
Overvotes	1		
Undervotes	2		
Contest Totals	464		

### Proposition 14 – State of Texas

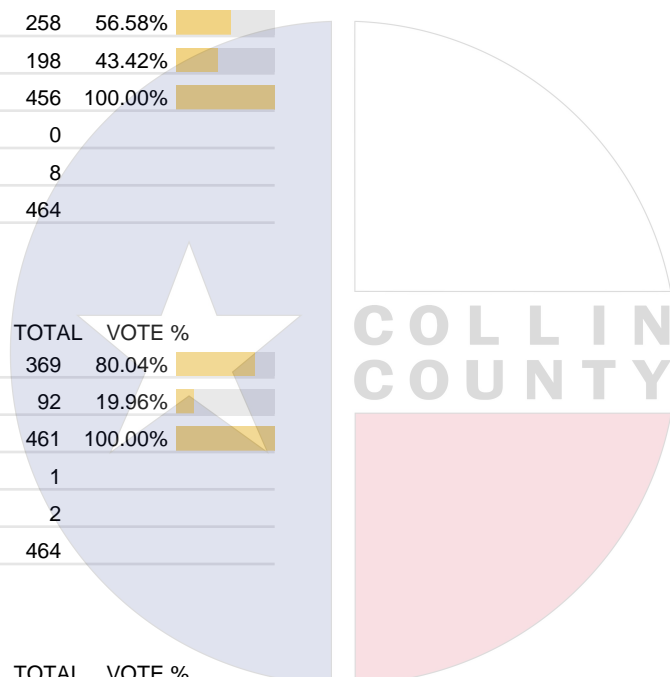
Vote For 1

	TOTAL	VOTE %	
For	343	74.24%	
Against	119	25.76%	
Total Votes Cast	462	100.00%	
Overvotes	0		
Undervotes	2		
Contest Totals	464		

### Proposition 15 – State of Texas

Vote For 1

	TOTAL	VOTE %	
For	295	64.41%	
Against	163	35.59%	
Total Votes Cast	458	100.00%	
Overvotes	0		
Undervotes	6		
Contest Totals	464		



Collin County Seal  
 Watermark Seal for Collin County.  
 Collin County Government

## PCT 113

### Proposition 16 – State of Texas

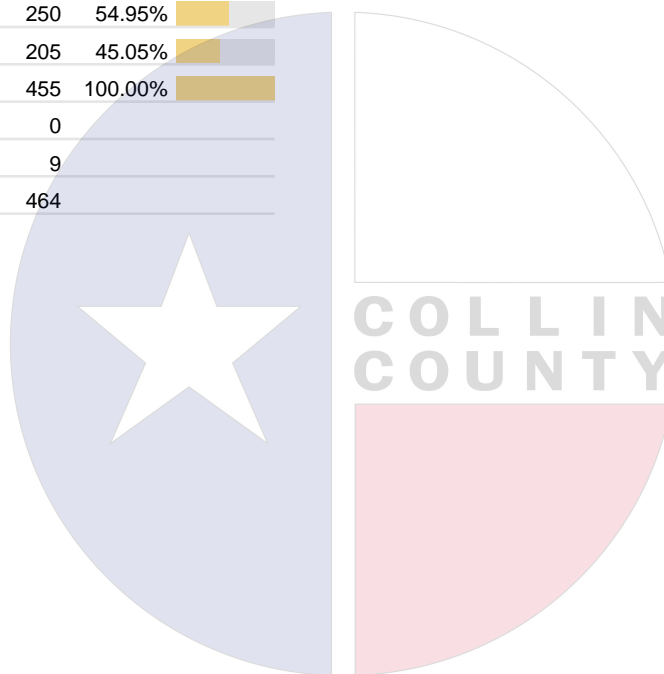
Vote For 1

	TOTAL	VOTE %	
For	301	65.58%	
Against	158	34.42%	
Total Votes Cast	459	100.00%	
Overvotes	0		
Undervotes	5		
Contest Totals	464		

### Proposition 17 – State of Texas

Vote For 1

	TOTAL	VOTE %	
For	250	54.95%	
Against	205	45.05%	
Total Votes Cast	455	100.00%	
Overvotes	0		
Undervotes	9		
Contest Totals	464		



Collin County Seal  
 Watermark Seal for Collin County.  
 Collin County Government

## PCT 114

### Proposition 1 – State of Texas

Vote For 1

	TOTAL	VOTE %	
For	546	68.94%	
Against	246	31.06%	
Total Votes Cast	792	100.00%	
Overvotes	1		
Undervotes	20		
Contest Totals	813		

### Proposition 2 – State of Texas

Vote For 1

	TOTAL	VOTE %	
For	554	69.42%	
Against	244	30.58%	
Total Votes Cast	798	100.00%	
Overvotes	2		
Undervotes	13		
Contest Totals	813		

### Proposition 3 – State of Texas

Vote For 1

	TOTAL	VOTE %	
For	436	54.64%	
Against	362	45.36%	
Total Votes Cast	798	100.00%	
Overvotes	0		
Undervotes	15		
Contest Totals	813		

### Proposition 4 – State of Texas

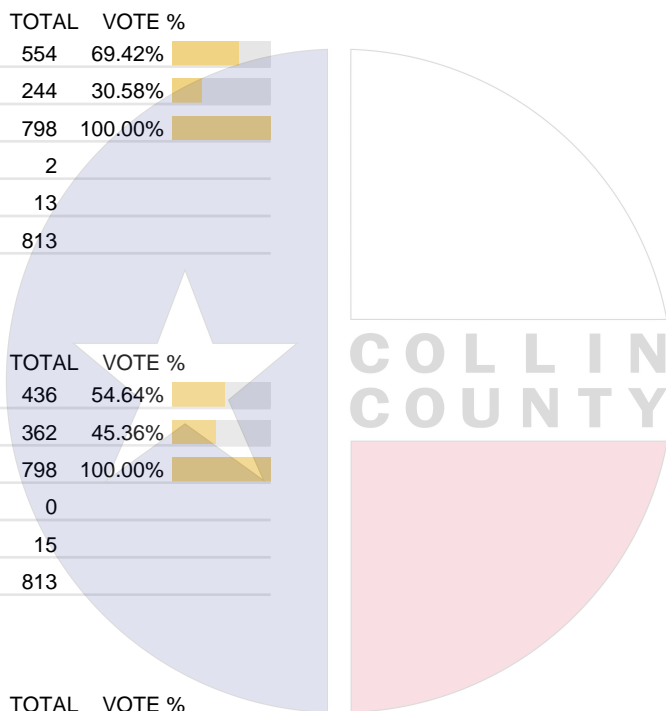
Vote For 1

	TOTAL	VOTE %	
For	538	68.27%	
Against	250	31.73%	
Total Votes Cast	788	100.00%	
Overvotes	0		
Undervotes	25		
Contest Totals	813		

### Proposition 5 – State of Texas

Vote For 1

	TOTAL	VOTE %	
For	572	72.96%	
Against	212	27.04%	
Total Votes Cast	784	100.00%	
Overvotes	0		
Undervotes	29		
Contest Totals	813		



Collin County Seal  
 Watermark Seal for Collin County.  
 Collin County Government

## PCT 114

### Proposition 6 – State of Texas

Vote For 1

	TOTAL	VOTE %	
For	455	58.48%	
Against	323	41.52%	
Total Votes Cast	778	100.00%	
Overvotes	0		
Undervotes	35		
Contest Totals	813		

### Proposition 7 – State of Texas

Vote For 1

	TOTAL	VOTE %	
For	706	88.58%	
Against	91	11.42%	
Total Votes Cast	797	100.00%	
Overvotes	0		
Undervotes	16		
Contest Totals	813		

### Proposition 8 – State of Texas

Vote For 1

	TOTAL	VOTE %	
For	611	76.38%	
Against	189	23.62%	
Total Votes Cast	800	100.00%	
Overvotes	0		
Undervotes	13		
Contest Totals	813		

### Proposition 9 – State of Texas

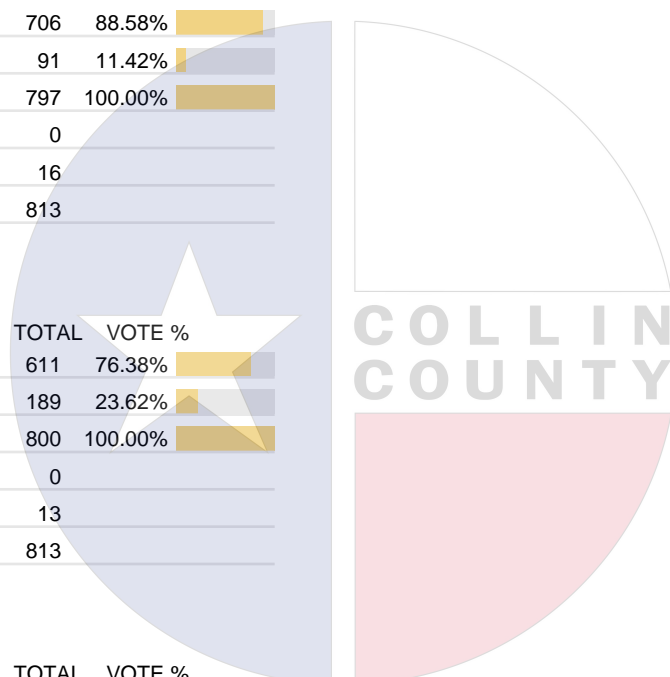
Vote For 1

	TOTAL	VOTE %	
For	535	67.55%	
Against	257	32.45%	
Total Votes Cast	792	100.00%	
Overvotes	0		
Undervotes	21		
Contest Totals	813		

### Proposition 10 – State of Texas

Vote For 1

	TOTAL	VOTE %	
For	744	93.23%	
Against	54	6.77%	
Total Votes Cast	798	100.00%	
Overvotes	0		
Undervotes	15		
Contest Totals	813		



Collin County Seal  
 Watermark Seal for Collin County.  
 Collin County Government

## PCT 114

### Proposition 11 – State of Texas

Vote For 1

	TOTAL	VOTE %	
For	654	82.06%	
Against	143	17.94%	
Total Votes Cast	797	100.00%	
Overvotes	1		
Undervotes	15		
Contest Totals	813		

### Proposition 12 – State of Texas

Vote For 1

	TOTAL	VOTE %	
For	467	60.03%	
Against	311	39.97%	
Total Votes Cast	778	100.00%	
Overvotes	0		
Undervotes	35		
Contest Totals	813		

### Proposition 13 – State of Texas

Vote For 1

	TOTAL	VOTE %	
For	689	85.80%	
Against	114	14.20%	
Total Votes Cast	803	100.00%	
Overvotes	1		
Undervotes	9		
Contest Totals	813		

### Proposition 14 – State of Texas

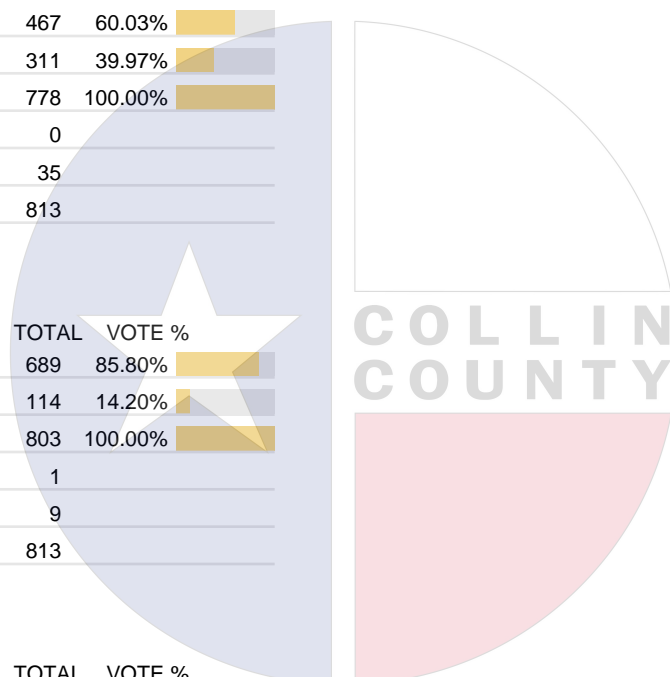
Vote For 1

	TOTAL	VOTE %	
For	544	68.69%	
Against	248	31.31%	
Total Votes Cast	792	100.00%	
Overvotes	0		
Undervotes	21		
Contest Totals	813		

### Proposition 15 – State of Texas

Vote For 1

	TOTAL	VOTE %	
For	561	70.65%	
Against	233	29.35%	
Total Votes Cast	794	100.00%	
Overvotes	1		
Undervotes	18		
Contest Totals	813		



Collin County Seal  
 Watermark Seal for Collin County.  
 Collin County Government

## PCT 114

### Proposition 16 – State of Texas

Vote For 1

	TOTAL	VOTE %	
For	575	71.43%	
Against	230	28.57%	
Total Votes Cast	805	100.00%	
Overvotes	0		
Undervotes	8		
Contest Totals	813		

### Proposition 17 – State of Texas

Vote For 1

	TOTAL	VOTE %	
For	479	61.57%	
Against	299	38.43%	
Total Votes Cast	778	100.00%	
Overvotes	1		
Undervotes	34		
Contest Totals	813		

### Proposition – Collin County ESD, No. 1

Vote For 1

	TOTAL	VOTE %	
For	48	85.71%	
Against	8	14.29%	
Total Votes Cast	56	100.00%	
Overvotes	0		
Undervotes	2		
Contest Totals	58		

### Mayor – City of Lowry Crossing

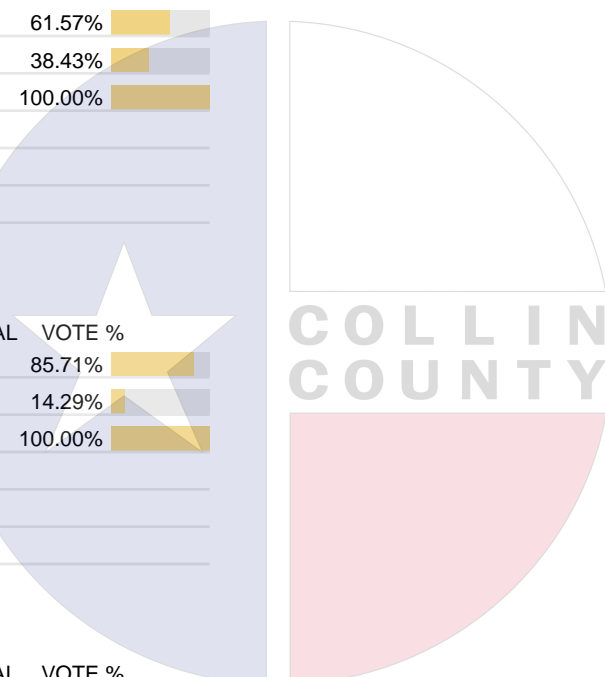
Vote For 1

	TOTAL	VOTE %	
Pat Kelly	206	53.93%	
Sally Cooper	176	46.07%	
Total Votes Cast	382	100.00%	
Overvotes	0		
Undervotes	19		
Contest Totals	401		

### City Council, Ward 1 – City of Lowry Crossing

Vote For 2

	TOTAL	VOTE %	
Scott Pitchure	51	48.57%	
Chris Madrid	54	51.43%	
Total Votes Cast	105	100.00%	
Overvotes	0		
Undervotes	89		
Contest Totals	194		



Collin County Seal  
 Watermark Seal for Collin County.  
 Collin County Government

## PCT 114

### City Council, Ward 2 – City of Lowry Crossing

Vote For 2

	TOTAL	VOTE %	
Tammy Hodges	79	58.09%	<div style="width: 58.09%; background-color: #f1c232;"></div>
Agur Rios	57	41.91%	<div style="width: 41.91%; background-color: #a6a6a6;"></div>
Total Votes Cast	136	100.00%	<div style="width: 100.00%; background-color: #f1c232;"></div>
Overvotes	0		
Undervotes	140		
Contest Totals	276		

### City Council, Ward 3 – City of Lowry Crossing

Vote For 2

	TOTAL	VOTE %	
Eusebio (Joe) Trujillo III	105	63.64%	<div style="width: 63.64%; background-color: #f1c232;"></div>
Cindy Cash	60	36.36%	<div style="width: 36.36%; background-color: #a6a6a6;"></div>
Total Votes Cast	165	100.00%	<div style="width: 100.00%; background-color: #f1c232;"></div>
Overvotes	0		
Undervotes	137		
Contest Totals	302		

### City Council, Ward 4 – City of Lowry Crossing

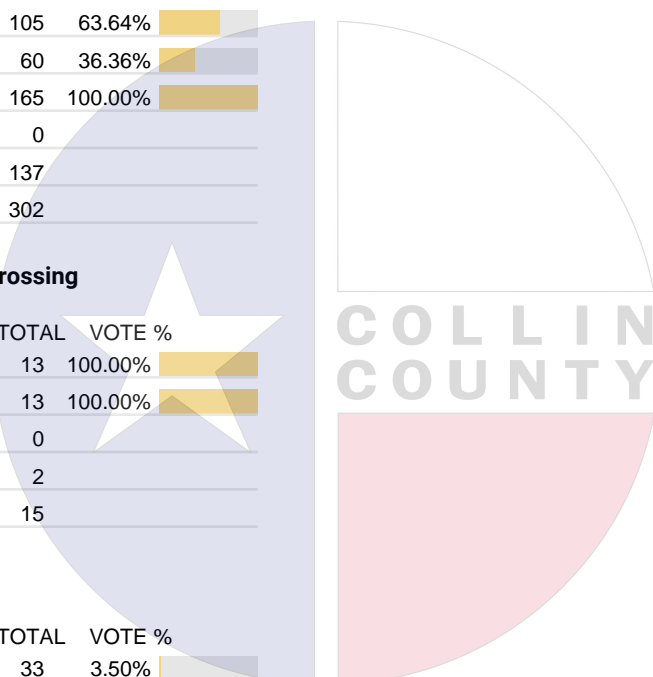
Vote For 1

	TOTAL	VOTE %	
Ollie Simpson	13	100.00%	<div style="width: 100.00%; background-color: #f1c232;"></div>
Total Votes Cast	13	100.00%	<div style="width: 100.00%; background-color: #f1c232;"></div>
Overvotes	0		
Undervotes	2		
Contest Totals	15		

### For School Trustees – Princeton ISD

Vote For 2

	TOTAL	VOTE %	
Sam Nevarez	33	3.50%	<div style="width: 3.50%; background-color: #f1c232;"></div>
Sonia Ledezma	229	24.26%	<div style="width: 24.26%; background-color: #a6a6a6;"></div>
Charlotte Wilson	86	9.11%	<div style="width: 9.11%; background-color: #f1c232;"></div>
John Campbell	210	22.25%	<div style="width: 22.25%; background-color: #a6a6a6;"></div>
Julia Schmoker	184	19.49%	<div style="width: 19.49%; background-color: #f1c232;"></div>
Melissa Ait Belaid	174	18.43%	<div style="width: 18.43%; background-color: #a6a6a6;"></div>
Kay McLaughlin	28	2.97%	<div style="width: 2.97%; background-color: #f1c232;"></div>
Total Votes Cast	944	100.00%	<div style="width: 100.00%; background-color: #f1c232;"></div>
Overvotes	10		
Undervotes	308		
Contest Totals	1,262		



Collin County Seal  
 Watermark Seal for Collin County,  
 Collin County Government

## PCT 115

### Proposition 1 – State of Texas

Vote For 1

	TOTAL	VOTE %	
For	397	73.93%	
Against	140	26.07%	
Total Votes Cast	537	100.00%	
Overvotes	0		
Undervotes	4		
Contest Totals	541		

### Proposition 2 – State of Texas

Vote For 1

	TOTAL	VOTE %	
For	351	65.24%	
Against	187	34.76%	
Total Votes Cast	538	100.00%	
Overvotes	0		
Undervotes	3		
Contest Totals	541		

### Proposition 3 – State of Texas

Vote For 1

	TOTAL	VOTE %	
For	282	52.61%	
Against	254	47.39%	
Total Votes Cast	536	100.00%	
Overvotes	1		
Undervotes	4		
Contest Totals	541		

### Proposition 4 – State of Texas

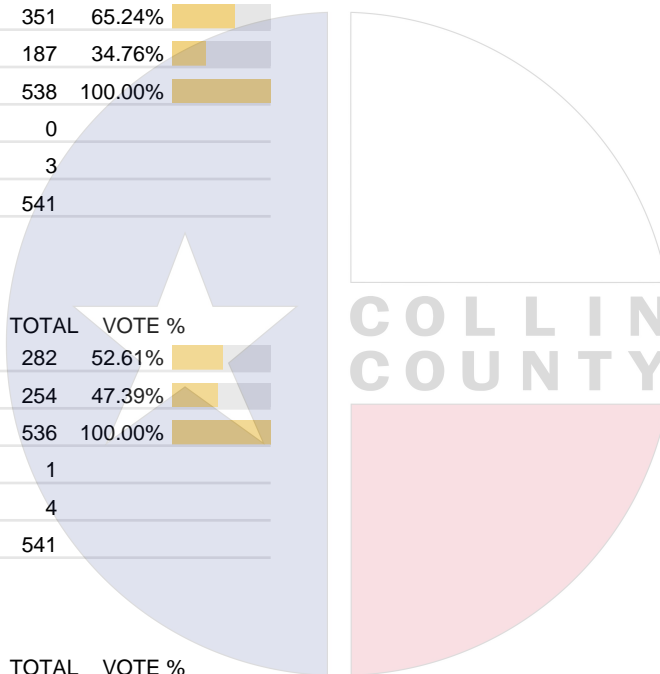
Vote For 1

	TOTAL	VOTE %	
For	412	76.87%	
Against	124	23.13%	
Total Votes Cast	536	100.00%	
Overvotes	0		
Undervotes	5		
Contest Totals	541		

### Proposition 5 – State of Texas

Vote For 1

	TOTAL	VOTE %	
For	367	69.51%	
Against	161	30.49%	
Total Votes Cast	528	100.00%	
Overvotes	1		
Undervotes	12		
Contest Totals	541		



Collin County Seal  
 Watermark Seal for Collin County.  
 Collin County Government

## PCT 115

### Proposition 6 – State of Texas

Vote For 1

	TOTAL	VOTE %	
For	295	55.77%	
Against	234	44.23%	
Total Votes Cast	529	100.00%	
Overvotes	0		
Undervotes	12		
Contest Totals	541		

### Proposition 7 – State of Texas

Vote For 1

	TOTAL	VOTE %	
For	468	87.48%	
Against	67	12.52%	
Total Votes Cast	535	100.00%	
Overvotes	0		
Undervotes	6		
Contest Totals	541		

### Proposition 8 – State of Texas

Vote For 1

	TOTAL	VOTE %	
For	384	71.38%	
Against	154	28.62%	
Total Votes Cast	538	100.00%	
Overvotes	0		
Undervotes	3		
Contest Totals	541		

### Proposition 9 – State of Texas

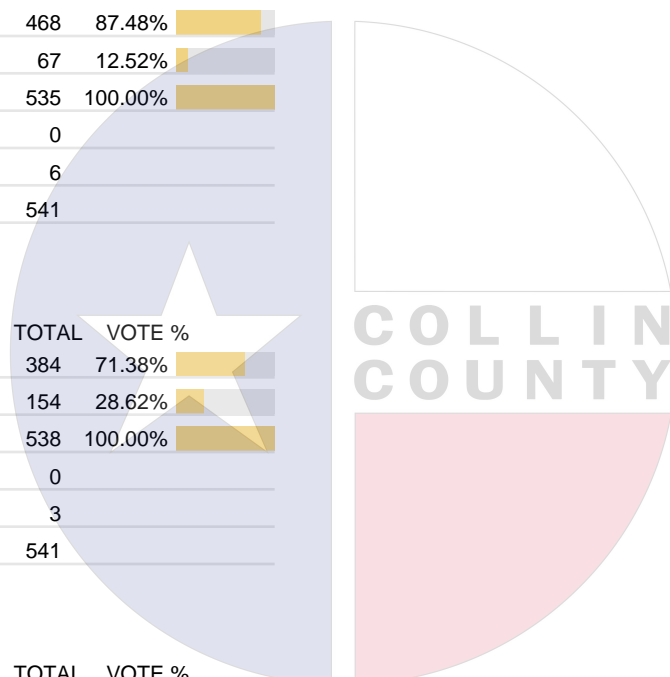
Vote For 1

	TOTAL	VOTE %	
For	367	68.34%	
Against	170	31.66%	
Total Votes Cast	537	100.00%	
Overvotes	0		
Undervotes	4		
Contest Totals	541		

### Proposition 10 – State of Texas

Vote For 1

	TOTAL	VOTE %	
For	464	86.89%	
Against	70	13.11%	
Total Votes Cast	534	100.00%	
Overvotes	0		
Undervotes	7		
Contest Totals	541		



Collin County Seal  
 Watermark Seal for Collin County.  
 Collin County Government

## PCT 115

### Proposition 11 – State of Texas

Vote For 1

	TOTAL	VOTE %	
For	408	75.98%	
Against	129	24.02%	
Total Votes Cast	537	100.00%	
Overvotes	1		
Undervotes	3		
Contest Totals	541		

### Proposition 12 – State of Texas

Vote For 1

	TOTAL	VOTE %	
For	288	54.24%	
Against	243	45.76%	
Total Votes Cast	531	100.00%	
Overvotes	0		
Undervotes	10		
Contest Totals	541		

### Proposition 13 – State of Texas

Vote For 1

	TOTAL	VOTE %	
For	435	80.70%	
Against	104	19.30%	
Total Votes Cast	539	100.00%	
Overvotes	0		
Undervotes	2		
Contest Totals	541		

### Proposition 14 – State of Texas

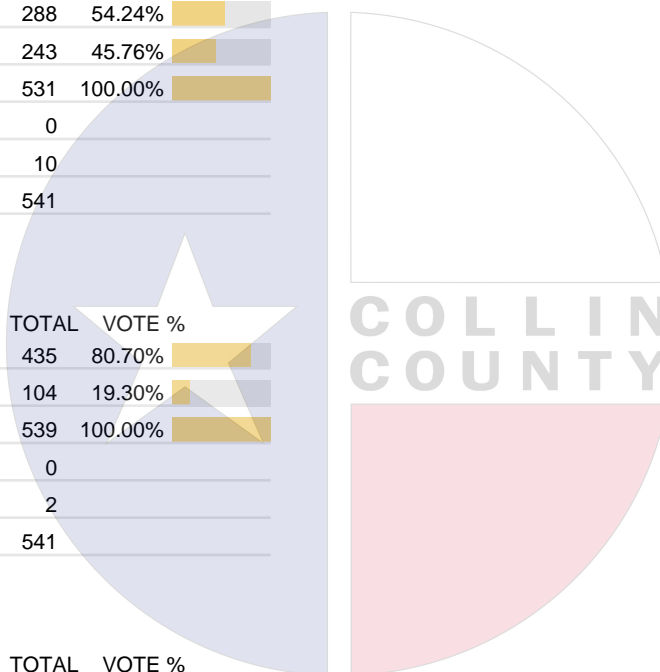
Vote For 1

	TOTAL	VOTE %	
For	402	74.86%	
Against	135	25.14%	
Total Votes Cast	537	100.00%	
Overvotes	0		
Undervotes	4		
Contest Totals	541		

### Proposition 15 – State of Texas

Vote For 1

	TOTAL	VOTE %	
For	319	59.51%	
Against	217	40.49%	
Total Votes Cast	536	100.00%	
Overvotes	0		
Undervotes	5		
Contest Totals	541		



Collin County Seal  
 Watermark Seal for Collin County.  
 Collin County Government

## PCT 115

### Proposition 16 – State of Texas

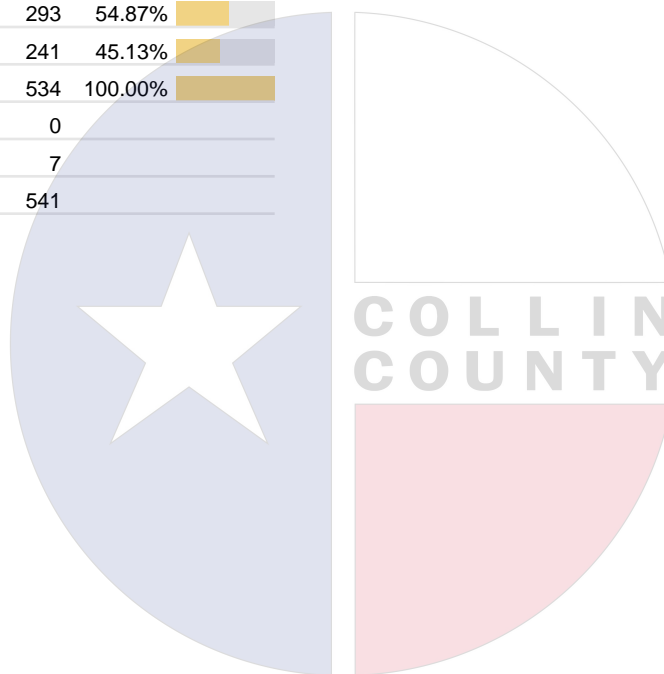
Vote For 1

	TOTAL	VOTE %	
For	355	66.11%	
Against	182	33.89%	
Total Votes Cast	537	100.00%	
Overvotes	0		
Undervotes	4		
Contest Totals	541		

### Proposition 17 – State of Texas

Vote For 1

	TOTAL	VOTE %	
For	293	54.87%	
Against	241	45.13%	
Total Votes Cast	534	100.00%	
Overvotes	0		
Undervotes	7		
Contest Totals	541		



Collin County Seal  
 Watermark Seal for Collin County.  
 Collin County Government

## PCT 116

### Proposition 1 – State of Texas

Vote For 1

	TOTAL	VOTE %	
For	667	76.32%	
Against	207	23.68%	
Total Votes Cast	874	100.00%	
Overvotes	0		
Undervotes	17		
Contest Totals	891		

### Proposition 2 – State of Texas

Vote For 1

	TOTAL	VOTE %	
For	653	73.95%	
Against	230	26.05%	
Total Votes Cast	883	100.00%	
Overvotes	1		
Undervotes	7		
Contest Totals	891		

### Proposition 3 – State of Texas

Vote For 1

	TOTAL	VOTE %	
For	538	61.63%	
Against	335	38.37%	
Total Votes Cast	873	100.00%	
Overvotes	2		
Undervotes	16		
Contest Totals	891		

### Proposition 4 – State of Texas

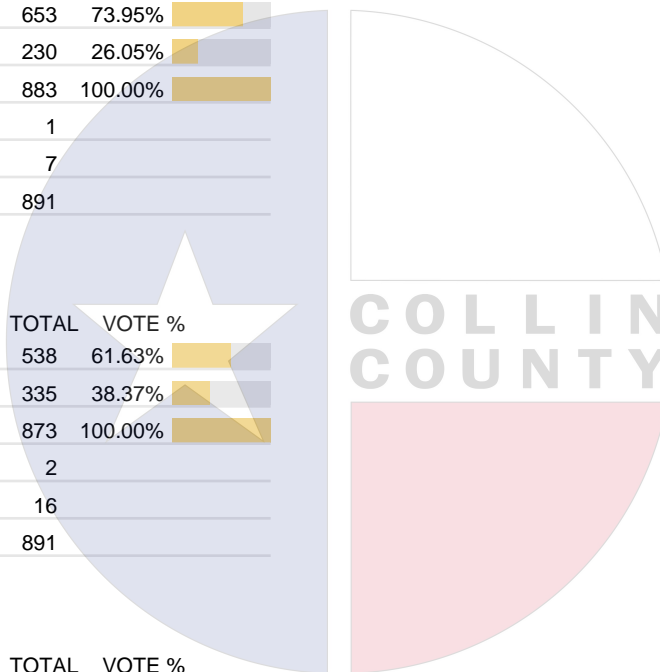
Vote For 1

	TOTAL	VOTE %	
For	695	78.89%	
Against	186	21.11%	
Total Votes Cast	881	100.00%	
Overvotes	0		
Undervotes	10		
Contest Totals	891		

### Proposition 5 – State of Texas

Vote For 1

	TOTAL	VOTE %	
For	593	68.87%	
Against	268	31.13%	
Total Votes Cast	861	100.00%	
Overvotes	0		
Undervotes	30		
Contest Totals	891		



Collin County Seal  
 Watermark Seal for Collin County.  
 Collin County Government

## PCT 116

### Proposition 6 – State of Texas

Vote For 1

	TOTAL	VOTE %	
For	546	63.19%	
Against	318	36.81%	
Total Votes Cast	864	100.00%	
Overvotes	1		
Undervotes	26		
Contest Totals	891		

### Proposition 7 – State of Texas

Vote For 1

	TOTAL	VOTE %	
For	788	89.55%	
Against	92	10.45%	
Total Votes Cast	880	100.00%	
Overvotes	0		
Undervotes	11		
Contest Totals	891		

### Proposition 8 – State of Texas

Vote For 1

	TOTAL	VOTE %	
For	682	77.15%	
Against	202	22.85%	
Total Votes Cast	884	100.00%	
Overvotes	0		
Undervotes	7		
Contest Totals	891		

### Proposition 9 – State of Texas

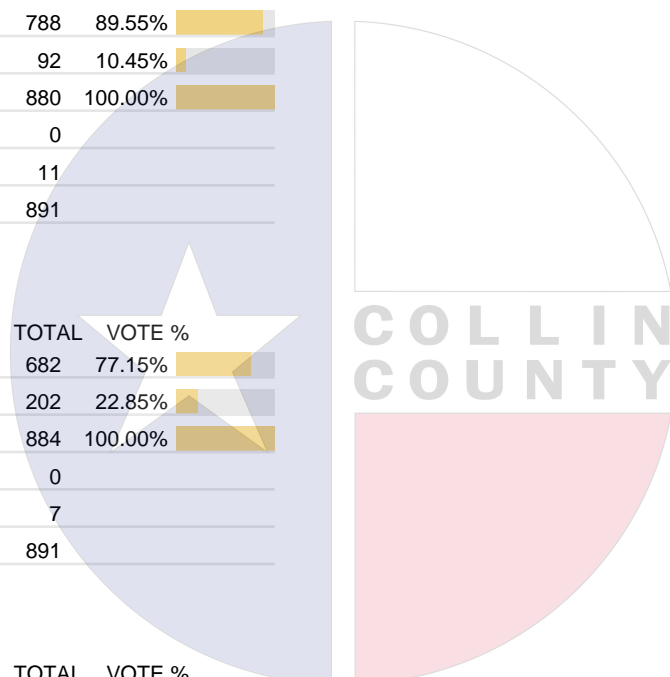
Vote For 1

	TOTAL	VOTE %	
For	627	72.07%	
Against	243	27.93%	
Total Votes Cast	870	100.00%	
Overvotes	0		
Undervotes	21		
Contest Totals	891		

### Proposition 10 – State of Texas

Vote For 1

	TOTAL	VOTE %	
For	786	89.42%	
Against	93	10.58%	
Total Votes Cast	879	100.00%	
Overvotes	1		
Undervotes	11		
Contest Totals	891		



Collin County Seal  
 Watermark Seal for Collin County.  
 Collin County Government

## PCT 116

### Proposition 11 – State of Texas

Vote For 1

	TOTAL	VOTE %	
For	701	79.57%	
Against	180	20.43%	
Total Votes Cast	881	100.00%	
Overvotes	0		
Undervotes	10		
Contest Totals	891		

### Proposition 12 – State of Texas

Vote For 1

	TOTAL	VOTE %	
For	490	56.91%	
Against	371	43.09%	
Total Votes Cast	861	100.00%	
Overvotes	0		
Undervotes	30		
Contest Totals	891		

### Proposition 13 – State of Texas

Vote For 1

	TOTAL	VOTE %	
For	748	84.90%	
Against	133	15.10%	
Total Votes Cast	881	100.00%	
Overvotes	0		
Undervotes	10		
Contest Totals	891		

### Proposition 14 – State of Texas

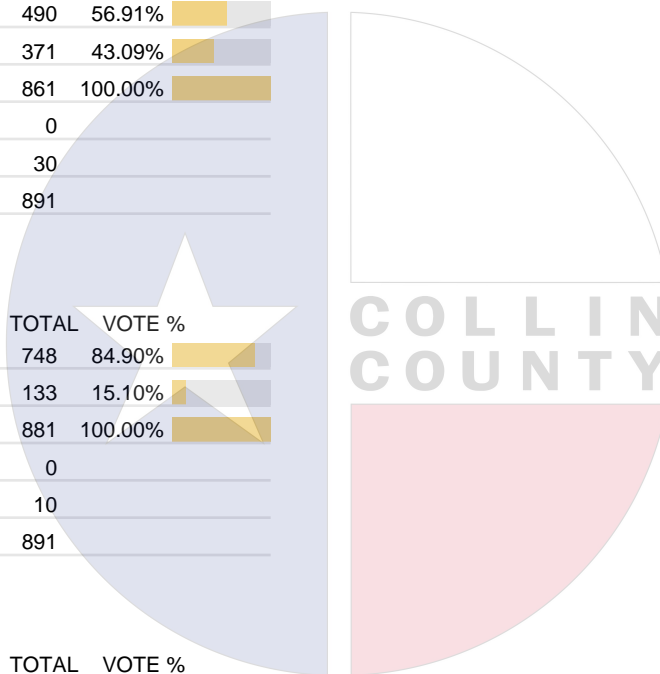
Vote For 1

	TOTAL	VOTE %	
For	648	73.47%	
Against	234	26.53%	
Total Votes Cast	882	100.00%	
Overvotes	1		
Undervotes	8		
Contest Totals	891		

### Proposition 15 – State of Texas

Vote For 1

	TOTAL	VOTE %	
For	596	67.57%	
Against	286	32.43%	
Total Votes Cast	882	100.00%	
Overvotes	0		
Undervotes	9		
Contest Totals	891		



Collin County Seal  
 Watermark Seal for Collin County.  
 Collin County Government

## PCT 116

### Proposition 16 – State of Texas

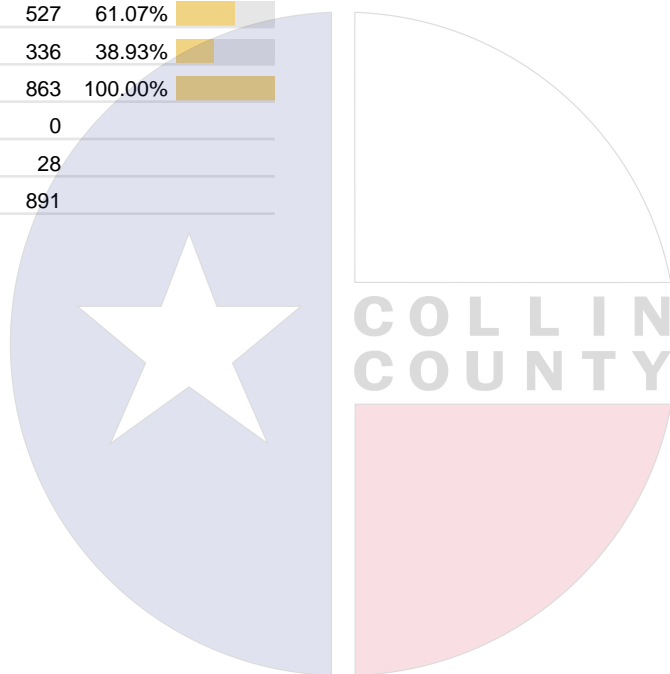
Vote For 1

	TOTAL	VOTE %	
For	627	71.09%	
Against	255	28.91%	
Total Votes Cast	882	100.00%	
Overvotes	0		
Undervotes	9		
Contest Totals	891		

### Proposition 17 – State of Texas

Vote For 1

	TOTAL	VOTE %	
For	527	61.07%	
Against	336	38.93%	
Total Votes Cast	863	100.00%	
Overvotes	0		
Undervotes	28		
Contest Totals	891		



Collin County Seal  
 Watermark Seal for Collin County.  
 Collin County Government

## PCT 117

### Proposition 1 – State of Texas

Vote For 1

	TOTAL	VOTE %	
For	383	70.79%	
Against	158	29.21%	
Total Votes Cast	541	100.00%	
Overvotes	0		
Undervotes	6		
Contest Totals	547		

### Proposition 2 – State of Texas

Vote For 1

	TOTAL	VOTE %	
For	322	59.52%	
Against	219	40.48%	
Total Votes Cast	541	100.00%	
Overvotes	0		
Undervotes	6		
Contest Totals	547		

### Proposition 3 – State of Texas

Vote For 1

	TOTAL	VOTE %	
For	274	50.28%	
Against	271	49.72%	
Total Votes Cast	545	100.00%	
Overvotes	0		
Undervotes	2		
Contest Totals	547		

### Proposition 4 – State of Texas

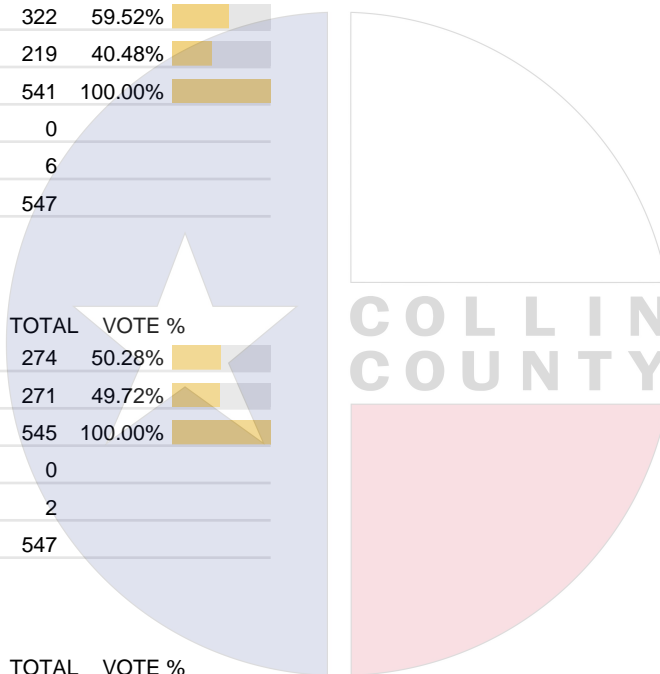
Vote For 1

	TOTAL	VOTE %	
For	397	73.52%	
Against	143	26.48%	
Total Votes Cast	540	100.00%	
Overvotes	1		
Undervotes	6		
Contest Totals	547		

### Proposition 5 – State of Texas

Vote For 1

	TOTAL	VOTE %	
For	353	66.23%	
Against	180	33.77%	
Total Votes Cast	533	100.00%	
Overvotes	1		
Undervotes	13		
Contest Totals	547		



Collin County Seal  
 Watermark Seal for Collin County.  
 Collin County Government

## PCT 117

### Proposition 6 – State of Texas

Vote For 1

	TOTAL	VOTE %	
For	248	46.18%	
Against	289	53.82%	
Total Votes Cast	537	100.00%	
Overvotes	0		
Undervotes	10		
Contest Totals	547		

### Proposition 7 – State of Texas

Vote For 1

	TOTAL	VOTE %	
For	474	87.94%	
Against	65	12.06%	
Total Votes Cast	539	100.00%	
Overvotes	0		
Undervotes	8		
Contest Totals	547		

### Proposition 8 – State of Texas

Vote For 1

	TOTAL	VOTE %	
For	355	65.14%	
Against	190	34.86%	
Total Votes Cast	545	100.00%	
Overvotes	0		
Undervotes	2		
Contest Totals	547		

### Proposition 9 – State of Texas

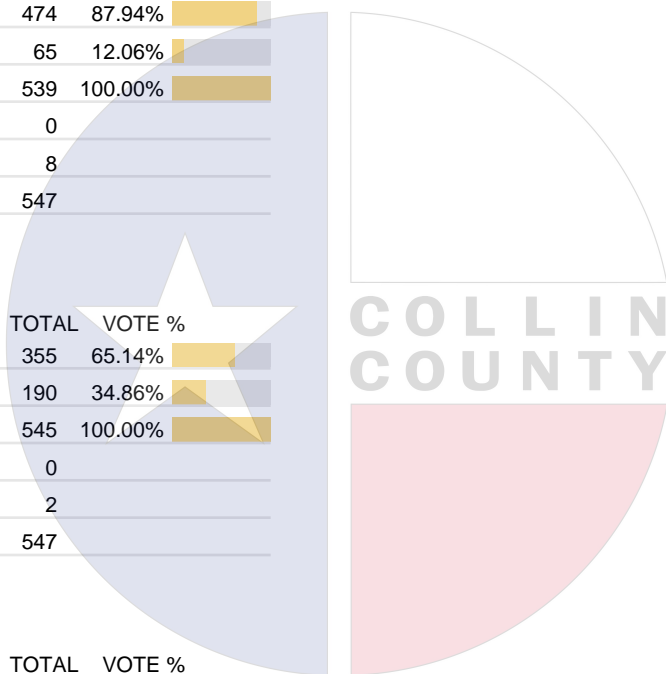
Vote For 1

	TOTAL	VOTE %	
For	355	66.23%	
Against	181	33.77%	
Total Votes Cast	536	100.00%	
Overvotes	1		
Undervotes	10		
Contest Totals	547		

### Proposition 10 – State of Texas

Vote For 1

	TOTAL	VOTE %	
For	491	91.09%	
Against	48	8.91%	
Total Votes Cast	539	100.00%	
Overvotes	0		
Undervotes	8		
Contest Totals	547		



Collin County Seal  
 Watermark Seal for Collin County.  
 Collin County Government

## PCT 117

### Proposition 11 – State of Texas

Vote For 1

	TOTAL	VOTE %	
For	434	80.07%	
Against	108	19.93%	
Total Votes Cast	542	100.00%	
Overvotes	0		
Undervotes	5		
Contest Totals	547		

### Proposition 12 – State of Texas

Vote For 1

	TOTAL	VOTE %	
For	284	52.89%	
Against	253	47.11%	
Total Votes Cast	537	100.00%	
Overvotes	1		
Undervotes	9		
Contest Totals	547		

### Proposition 13 – State of Texas

Vote For 1

	TOTAL	VOTE %	
For	444	81.92%	
Against	98	18.08%	
Total Votes Cast	542	100.00%	
Overvotes	0		
Undervotes	5		
Contest Totals	547		

### Proposition 14 – State of Texas

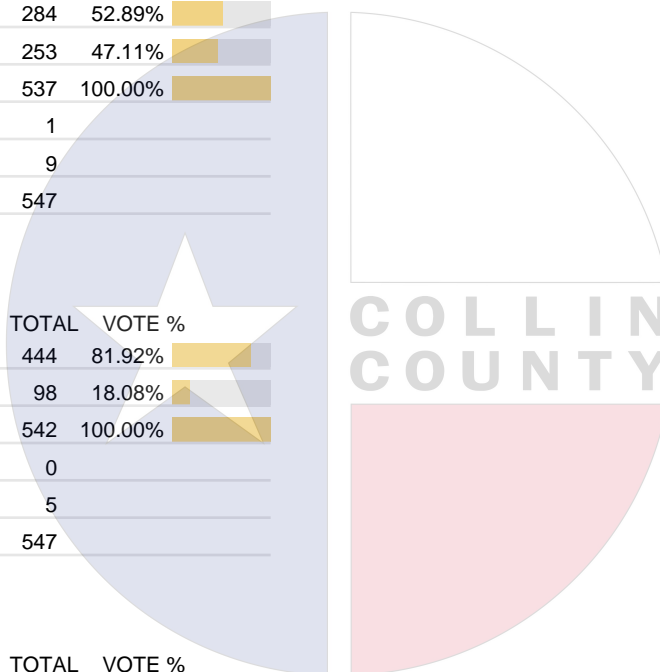
Vote For 1

	TOTAL	VOTE %	
For	385	71.03%	
Against	157	28.97%	
Total Votes Cast	542	100.00%	
Overvotes	1		
Undervotes	4		
Contest Totals	547		

### Proposition 15 – State of Texas

Vote For 1

	TOTAL	VOTE %	
For	307	56.64%	
Against	235	43.36%	
Total Votes Cast	542	100.00%	
Overvotes	1		
Undervotes	4		
Contest Totals	547		



Collin County Seal  
 Watermark Seal for Collin County.  
 Collin County Government

## PCT 117

### Proposition 16 – State of Texas

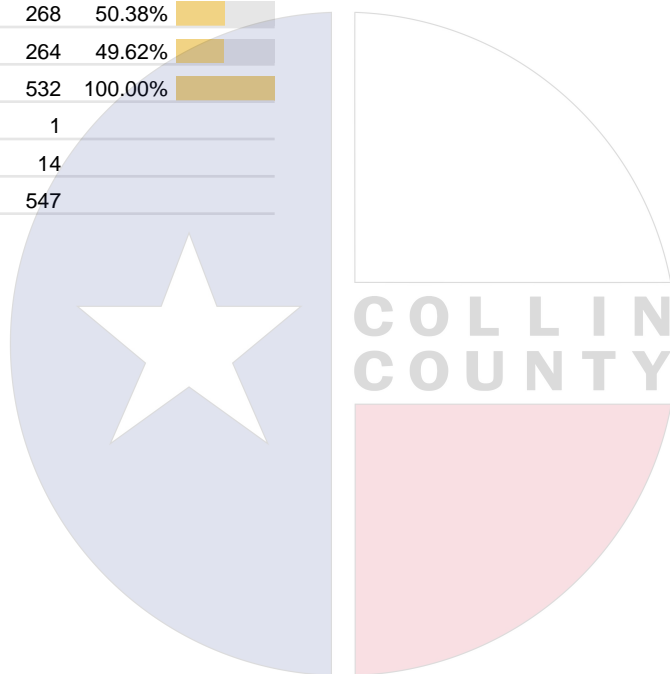
Vote For 1

	TOTAL	VOTE %	
For	318	58.35%	
Against	227	41.65%	
Total Votes Cast	545	100.00%	
Overvotes	0		
Undervotes	2		
Contest Totals	547		

### Proposition 17 – State of Texas

Vote For 1

	TOTAL	VOTE %	
For	268	50.38%	
Against	264	49.62%	
Total Votes Cast	532	100.00%	
Overvotes	1		
Undervotes	14		
Contest Totals	547		



Collin County Seal  
 Watermark Seal for Collin County.  
 Collin County Government

## PCT 118

### Proposition 1 – State of Texas

Vote For 1

	TOTAL	VOTE %	
For	454	70.06%	
Against	194	29.94%	
Total Votes Cast	648	100.00%	
Overvotes	2		
Undervotes	10		
Contest Totals	660		

### Proposition 2 – State of Texas

Vote For 1

	TOTAL	VOTE %	
For	428	65.34%	
Against	227	34.66%	
Total Votes Cast	655	100.00%	
Overvotes	0		
Undervotes	5		
Contest Totals	660		

### Proposition 3 – State of Texas

Vote For 1

	TOTAL	VOTE %	
For	362	56.12%	
Against	283	43.88%	
Total Votes Cast	645	100.00%	
Overvotes	0		
Undervotes	15		
Contest Totals	660		

### Proposition 4 – State of Texas

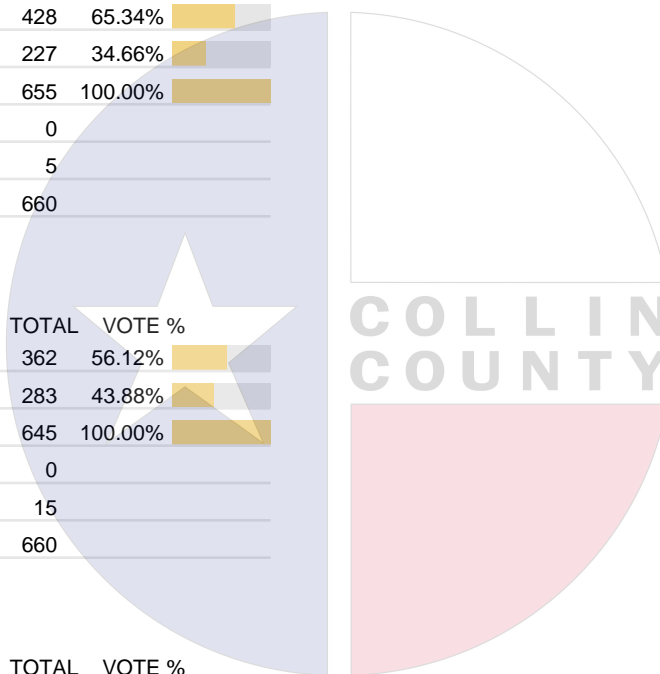
Vote For 1

	TOTAL	VOTE %	
For	504	76.71%	
Against	153	23.29%	
Total Votes Cast	657	100.00%	
Overvotes	0		
Undervotes	3		
Contest Totals	660		

### Proposition 5 – State of Texas

Vote For 1

	TOTAL	VOTE %	
For	426	66.46%	
Against	215	33.54%	
Total Votes Cast	641	100.00%	
Overvotes	0		
Undervotes	19		
Contest Totals	660		



Collin County Seal  
 Watermark Seal for Collin County.  
 Collin County Government

## PCT 118

### Proposition 6 – State of Texas

Vote For 1

	TOTAL	VOTE %	
For	347	53.88%	
Against	297	46.12%	
Total Votes Cast	644	100.00%	
Overvotes	0		
Undervotes	16		
Contest Totals	660		

### Proposition 7 – State of Texas

Vote For 1

	TOTAL	VOTE %	
For	594	90.69%	
Against	61	9.31%	
Total Votes Cast	655	100.00%	
Overvotes	0		
Undervotes	5		
Contest Totals	660		

### Proposition 8 – State of Texas

Vote For 1

	TOTAL	VOTE %	
For	469	71.60%	
Against	186	28.40%	
Total Votes Cast	655	100.00%	
Overvotes	0		
Undervotes	5		
Contest Totals	660		

### Proposition 9 – State of Texas

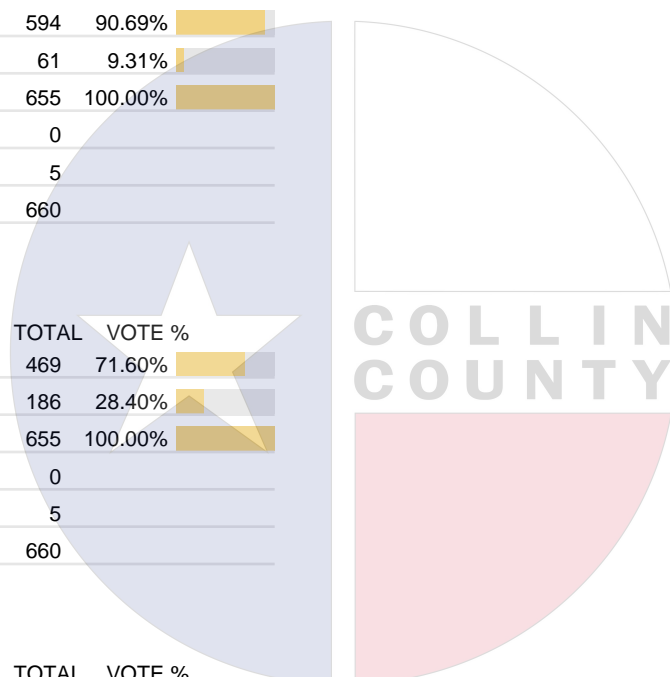
Vote For 1

	TOTAL	VOTE %	
For	436	67.08%	
Against	214	32.92%	
Total Votes Cast	650	100.00%	
Overvotes	0		
Undervotes	10		
Contest Totals	660		

### Proposition 10 – State of Texas

Vote For 1

	TOTAL	VOTE %	
For	589	90.20%	
Against	64	9.80%	
Total Votes Cast	653	100.00%	
Overvotes	0		
Undervotes	7		
Contest Totals	660		



Collin County Seal  
 Watermark Seal for Collin County.  
 Collin County Government

## PCT 118

### Proposition 11 – State of Texas

Vote For 1

	TOTAL	VOTE %	
For	547	83.26%	
Against	110	16.74%	
Total Votes Cast	657	100.00%	
Overvotes	1		
Undervotes	2		
Contest Totals	660		

### Proposition 12 – State of Texas

Vote For 1

	TOTAL	VOTE %	
For	352	54.83%	
Against	290	45.17%	
Total Votes Cast	642	100.00%	
Overvotes	0		
Undervotes	18		
Contest Totals	660		

### Proposition 13 – State of Texas

Vote For 1

	TOTAL	VOTE %	
For	551	83.99%	
Against	105	16.01%	
Total Votes Cast	656	100.00%	
Overvotes	0		
Undervotes	4		
Contest Totals	660		

### Proposition 14 – State of Texas

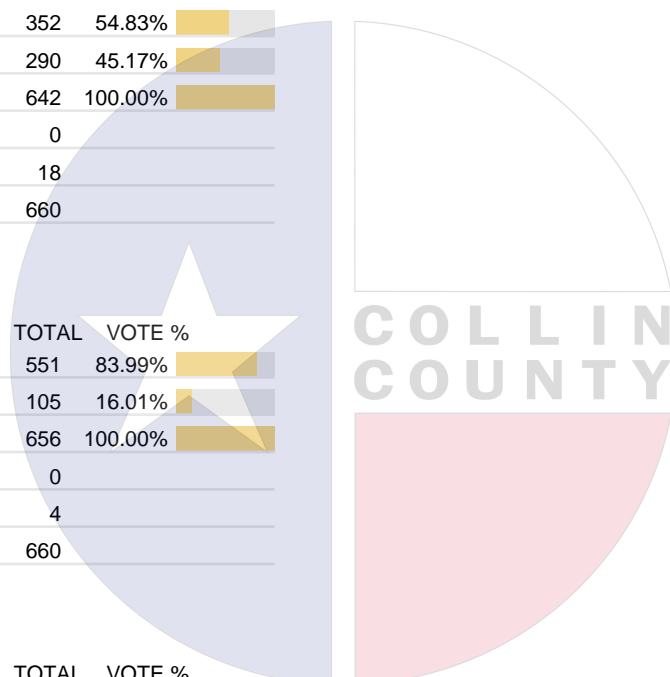
Vote For 1

	TOTAL	VOTE %	
For	449	68.65%	
Against	205	31.35%	
Total Votes Cast	654	100.00%	
Overvotes	0		
Undervotes	6		
Contest Totals	660		

### Proposition 15 – State of Texas

Vote For 1

	TOTAL	VOTE %	
For	400	60.98%	
Against	256	39.02%	
Total Votes Cast	656	100.00%	
Overvotes	0		
Undervotes	4		
Contest Totals	660		



Collin County Seal  
 Watermark Seal for Collin County.  
 Collin County Government

## PCT 118

### Proposition 16 – State of Texas

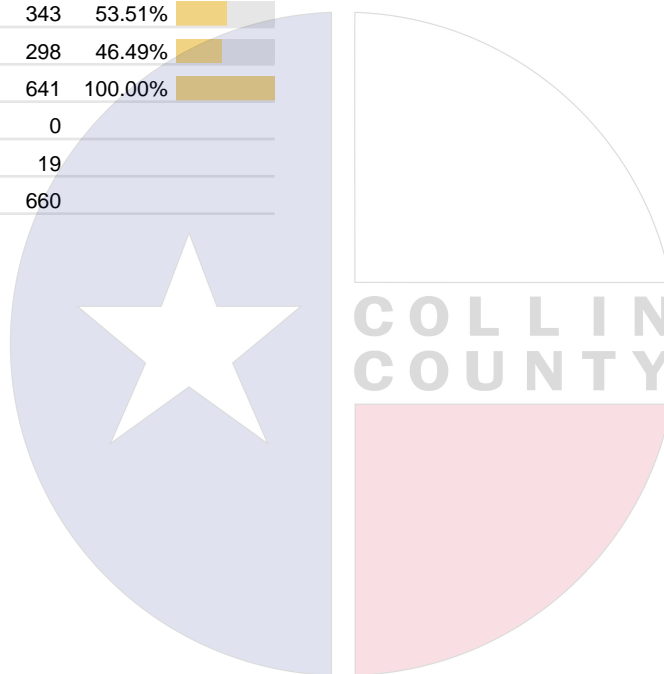
Vote For 1

	TOTAL	VOTE %	
For	425	64.98%	
Against	229	35.02%	
Total Votes Cast	654	100.00%	
Overvotes	0		
Undervotes	6		
Contest Totals	660		

### Proposition 17 – State of Texas

Vote For 1

	TOTAL	VOTE %	
For	343	53.51%	
Against	298	46.49%	
Total Votes Cast	641	100.00%	
Overvotes	0		
Undervotes	19		
Contest Totals	660		



Collin County Seal  
 Watermark Seal for Collin County.  
 Collin County Government

## PCT 119

### Proposition 1 – State of Texas

Vote For 1

	TOTAL	VOTE %	
For	317	70.92%	
Against	130	29.08%	
Total Votes Cast	447	100.00%	
Overvotes	0		
Undervotes	6		
Contest Totals	453		

### Proposition 2 – State of Texas

Vote For 1

	TOTAL	VOTE %	
For	283	62.75%	
Against	168	37.25%	
Total Votes Cast	451	100.00%	
Overvotes	0		
Undervotes	2		
Contest Totals	453		

### Proposition 3 – State of Texas

Vote For 1

	TOTAL	VOTE %	
For	237	53.26%	
Against	208	46.74%	
Total Votes Cast	445	100.00%	
Overvotes	0		
Undervotes	8		
Contest Totals	453		

### Proposition 4 – State of Texas

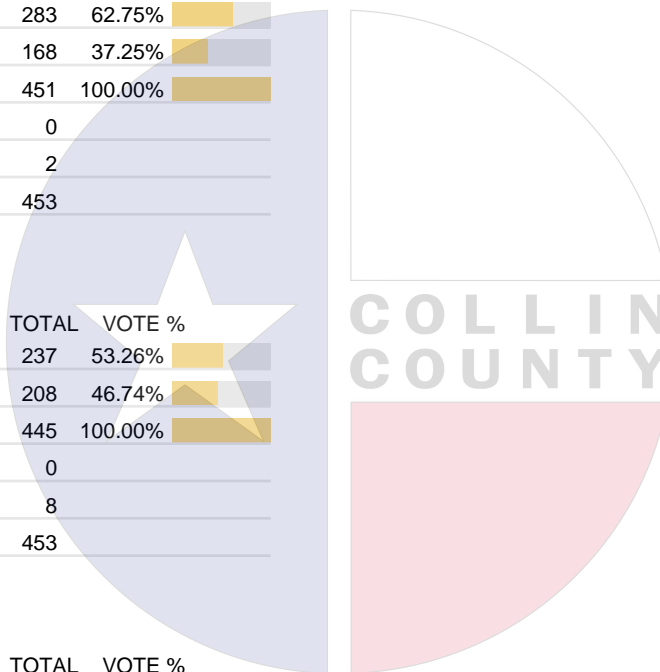
Vote For 1

	TOTAL	VOTE %	
For	348	77.51%	
Against	101	22.49%	
Total Votes Cast	449	100.00%	
Overvotes	0		
Undervotes	4		
Contest Totals	453		

### Proposition 5 – State of Texas

Vote For 1

	TOTAL	VOTE %	
For	287	64.49%	
Against	158	35.51%	
Total Votes Cast	445	100.00%	
Overvotes	0		
Undervotes	8		
Contest Totals	453		



Collin County Seal  
 Watermark Seal for Collin County.  
 Collin County Government

## PCT 119

### Proposition 6 – State of Texas

Vote For 1

	TOTAL	VOTE %	
For	231	51.91%	
Against	214	48.09%	
Total Votes Cast	445	100.00%	
Overvotes	0		
Undervotes	8		
Contest Totals	453		

### Proposition 7 – State of Texas

Vote For 1

	TOTAL	VOTE %	
For	383	85.49%	
Against	65	14.51%	
Total Votes Cast	448	100.00%	
Overvotes	1		
Undervotes	4		
Contest Totals	453		

### Proposition 8 – State of Texas

Vote For 1

	TOTAL	VOTE %	
For	300	66.67%	
Against	150	33.33%	
Total Votes Cast	450	100.00%	
Overvotes	0		
Undervotes	3		
Contest Totals	453		

### Proposition 9 – State of Texas

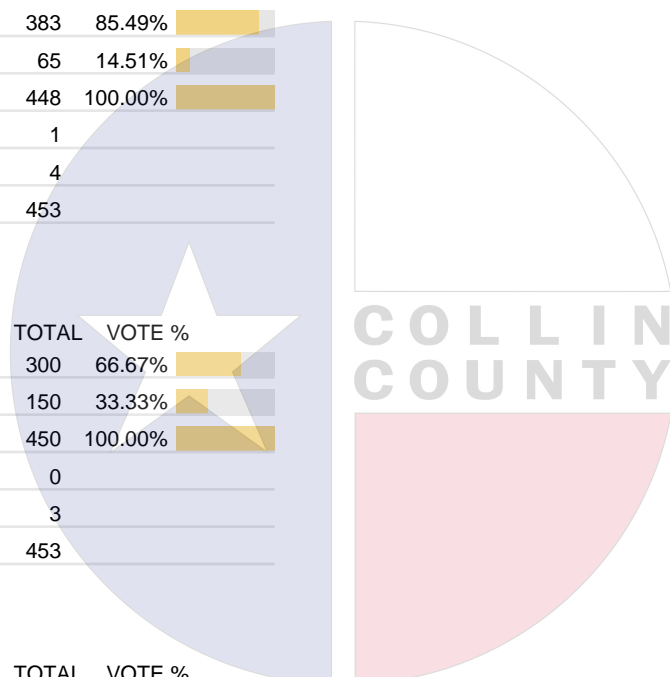
Vote For 1

	TOTAL	VOTE %	
For	319	71.36%	
Against	128	28.64%	
Total Votes Cast	447	100.00%	
Overvotes	0		
Undervotes	6		
Contest Totals	453		

### Proposition 10 – State of Texas

Vote For 1

	TOTAL	VOTE %	
For	402	90.13%	
Against	44	9.87%	
Total Votes Cast	446	100.00%	
Overvotes	0		
Undervotes	7		
Contest Totals	453		



Collin County Seal  
 Watermark Seal for Collin County.  
 Collin County Government

## PCT 119

### Proposition 11 – State of Texas

Vote For 1

	TOTAL	VOTE %	
For	363	80.49%	
Against	88	19.51%	
Total Votes Cast	451	100.00%	
Overvotes	0		
Undervotes	2		
Contest Totals	453		

### Proposition 12 – State of Texas

Vote For 1

	TOTAL	VOTE %	
For	219	49.21%	
Against	226	50.79%	
Total Votes Cast	445	100.00%	
Overvotes	0		
Undervotes	8		
Contest Totals	453		

### Proposition 13 – State of Texas

Vote For 1

	TOTAL	VOTE %	
For	392	87.11%	
Against	58	12.89%	
Total Votes Cast	450	100.00%	
Overvotes	0		
Undervotes	3		
Contest Totals	453		

### Proposition 14 – State of Texas

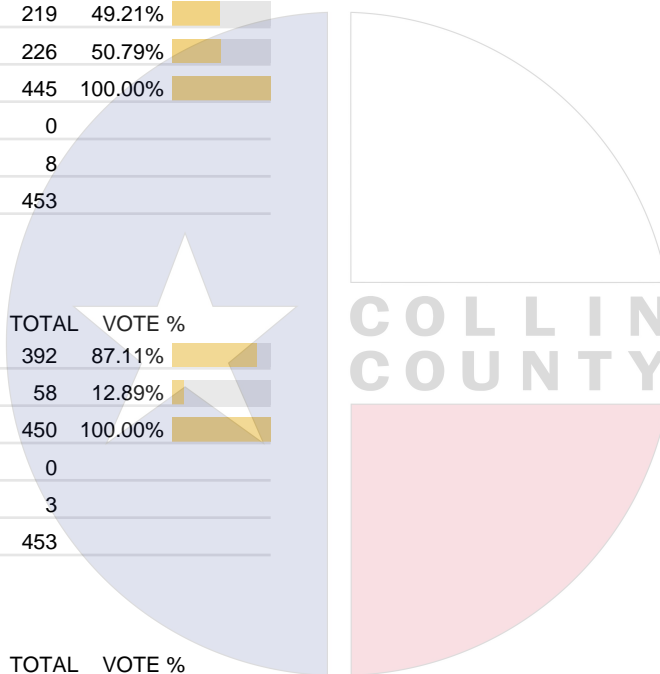
Vote For 1

	TOTAL	VOTE %	
For	310	69.20%	
Against	138	30.80%	
Total Votes Cast	448	100.00%	
Overvotes	0		
Undervotes	5		
Contest Totals	453		

### Proposition 15 – State of Texas

Vote For 1

	TOTAL	VOTE %	
For	262	58.88%	
Against	183	41.12%	
Total Votes Cast	445	100.00%	
Overvotes	1		
Undervotes	7		
Contest Totals	453		



Collin County Seal  
 Watermark Seal for Collin County.  
 Collin County Government

## PCT 119

### Proposition 16 – State of Texas

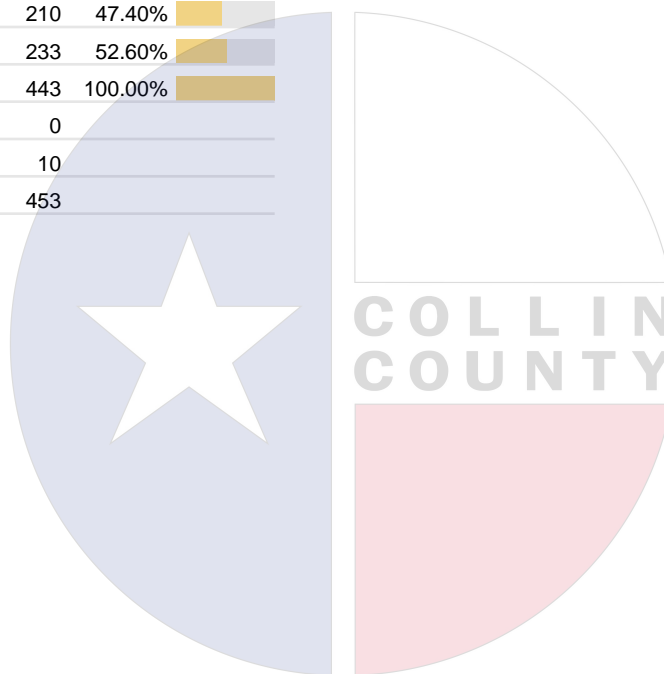
Vote For 1

	TOTAL	VOTE %	
For	280	62.50%	
Against	168	37.50%	
Total Votes Cast	448	100.00%	
Overvotes	0		
Undervotes	5		
Contest Totals	453		

### Proposition 17 – State of Texas

Vote For 1

	TOTAL	VOTE %	
For	210	47.40%	
Against	233	52.60%	
Total Votes Cast	443	100.00%	
Overvotes	0		
Undervotes	10		
Contest Totals	453		



Collin County Seal  
 Watermark Seal for Collin County.  
 Collin County Government

## PCT 120

### Proposition 1 – State of Texas

Vote For 1

	TOTAL	VOTE %	
For	439	70.92%	
Against	180	29.08%	
Total Votes Cast	619	100.00%	
Overvotes	1		
Undervotes	2		
Contest Totals	622		

### Proposition 2 – State of Texas

Vote For 1

	TOTAL	VOTE %	
For	423	68.34%	
Against	196	31.66%	
Total Votes Cast	619	100.00%	
Overvotes	0		
Undervotes	3		
Contest Totals	622		

### Proposition 3 – State of Texas

Vote For 1

	TOTAL	VOTE %	
For	373	60.85%	
Against	240	39.15%	
Total Votes Cast	613	100.00%	
Overvotes	1		
Undervotes	8		
Contest Totals	622		

### Proposition 4 – State of Texas

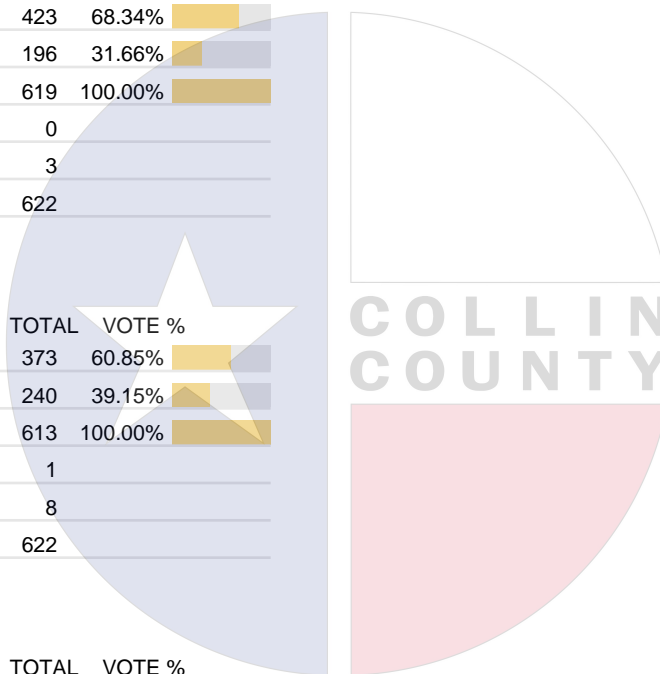
Vote For 1

	TOTAL	VOTE %	
For	484	78.57%	
Against	132	21.43%	
Total Votes Cast	616	100.00%	
Overvotes	0		
Undervotes	6		
Contest Totals	622		

### Proposition 5 – State of Texas

Vote For 1

	TOTAL	VOTE %	
For	411	68.27%	
Against	191	31.73%	
Total Votes Cast	602	100.00%	
Overvotes	0		
Undervotes	20		
Contest Totals	622		



Collin County Seal  
 Watermark Seal for Collin County.  
 Collin County Government

## PCT 120

### Proposition 6 – State of Texas

Vote For 1

	TOTAL	VOTE %	
For	353	58.25%	
Against	253	41.75%	
Total Votes Cast	606	100.00%	
Overvotes	1		
Undervotes	15		
Contest Totals	622		

### Proposition 7 – State of Texas

Vote For 1

	TOTAL	VOTE %	
For	553	90.07%	
Against	61	9.93%	
Total Votes Cast	614	100.00%	
Overvotes	1		
Undervotes	7		
Contest Totals	622		

### Proposition 8 – State of Texas

Vote For 1

	TOTAL	VOTE %	
For	456	74.27%	
Against	158	25.73%	
Total Votes Cast	614	100.00%	
Overvotes	1		
Undervotes	7		
Contest Totals	622		

### Proposition 9 – State of Texas

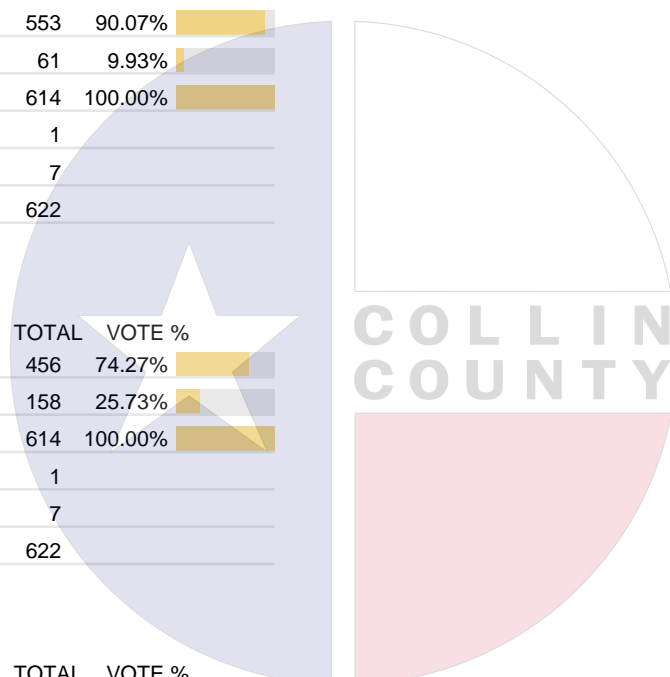
Vote For 1

	TOTAL	VOTE %	
For	418	68.75%	
Against	190	31.25%	
Total Votes Cast	608	100.00%	
Overvotes	1		
Undervotes	13		
Contest Totals	622		

### Proposition 10 – State of Texas

Vote For 1

	TOTAL	VOTE %	
For	565	92.02%	
Against	49	7.98%	
Total Votes Cast	614	100.00%	
Overvotes	0		
Undervotes	8		
Contest Totals	622		



Collin County Seal  
 Watermark Seal for Collin County.  
 Collin County Government

## PCT 120

### Proposition 11 – State of Texas

Vote For 1

	TOTAL	VOTE %	
For	534	86.97%	
Against	80	13.03%	
Total Votes Cast	614	100.00%	
Overvotes	0		
Undervotes	8		
Contest Totals	622		

### Proposition 12 – State of Texas

Vote For 1

	TOTAL	VOTE %	
For	338	55.50%	
Against	271	44.50%	
Total Votes Cast	609	100.00%	
Overvotes	0		
Undervotes	13		
Contest Totals	622		

### Proposition 13 – State of Texas

Vote For 1

	TOTAL	VOTE %	
For	520	84.01%	
Against	99	15.99%	
Total Votes Cast	619	100.00%	
Overvotes	0		
Undervotes	3		
Contest Totals	622		

### Proposition 14 – State of Texas

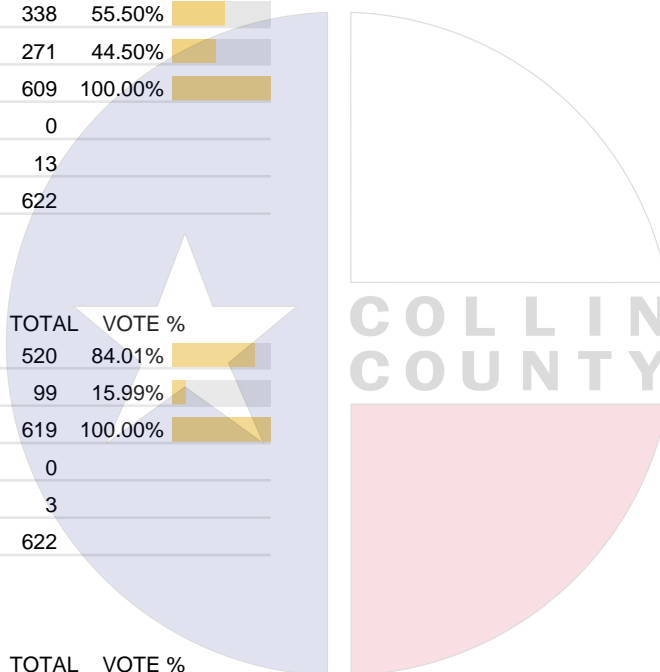
Vote For 1

	TOTAL	VOTE %	
For	410	66.99%	
Against	202	33.01%	
Total Votes Cast	612	100.00%	
Overvotes	1		
Undervotes	9		
Contest Totals	622		

### Proposition 15 – State of Texas

Vote For 1

	TOTAL	VOTE %	
For	394	63.86%	
Against	223	36.14%	
Total Votes Cast	617	100.00%	
Overvotes	0		
Undervotes	5		
Contest Totals	622		



Collin County Seal  
 Watermark Seal for Collin County.  
 Collin County Government

## PCT 120

### Proposition 16 – State of Texas

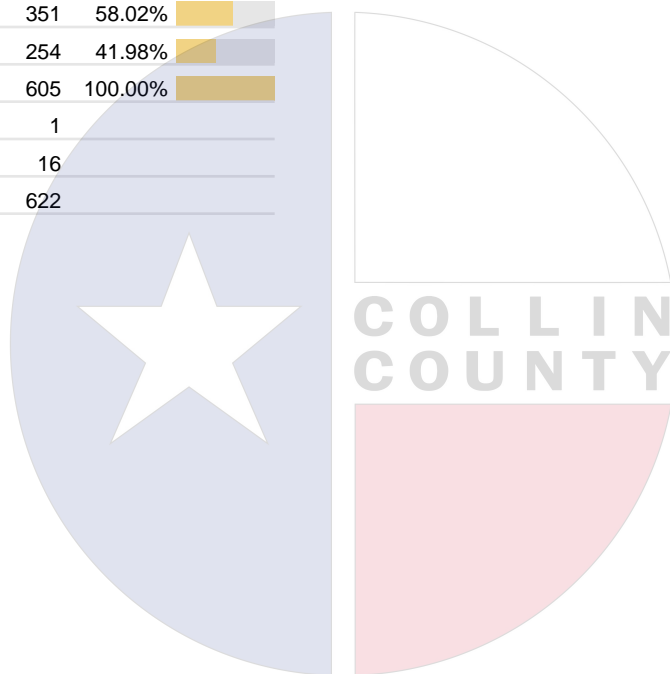
Vote For 1

	TOTAL	VOTE %	
For	429	69.76%	
Against	186	30.24%	
Total Votes Cast	615	100.00%	
Overvotes	0		
Undervotes	7		
Contest Totals	622		

### Proposition 17 – State of Texas

Vote For 1

	TOTAL	VOTE %	
For	351	58.02%	
Against	254	41.98%	
Total Votes Cast	605	100.00%	
Overvotes	1		
Undervotes	16		
Contest Totals	622		



Collin County Seal  
 Watermark Seal for Collin County.  
 Collin County Government

## PCT 121

### Proposition 1 – State of Texas

Vote For 1

	TOTAL	VOTE %	
For	282	68.78%	
Against	128	31.22%	
Total Votes Cast	410	100.00%	
Overvotes	0		
Undervotes	5		
Contest Totals	415		

### Proposition 2 – State of Texas

Vote For 1

	TOTAL	VOTE %	
For	250	60.53%	
Against	163	39.47%	
Total Votes Cast	413	100.00%	
Overvotes	0		
Undervotes	2		
Contest Totals	415		

### Proposition 3 – State of Texas

Vote For 1

	TOTAL	VOTE %	
For	213	51.70%	
Against	199	48.30%	
Total Votes Cast	412	100.00%	
Overvotes	0		
Undervotes	3		
Contest Totals	415		

### Proposition 4 – State of Texas

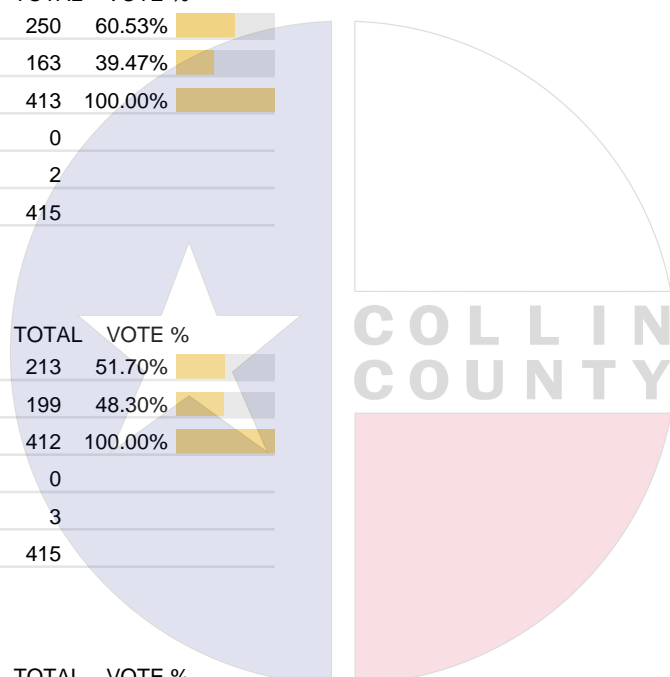
Vote For 1

	TOTAL	VOTE %	
For	294	71.53%	
Against	117	28.47%	
Total Votes Cast	411	100.00%	
Overvotes	0		
Undervotes	4		
Contest Totals	415		

### Proposition 5 – State of Texas

Vote For 1

	TOTAL	VOTE %	
For	261	63.81%	
Against	148	36.19%	
Total Votes Cast	409	100.00%	
Overvotes	0		
Undervotes	6		
Contest Totals	415		



Collin County Seal  
 Watermark Seal for Collin County.  
 Collin County Government

## PCT 121

### Proposition 6 – State of Texas

Vote For 1

	TOTAL	VOTE %	
For	206	50.37%	
Against	203	49.63%	
Total Votes Cast	409	100.00%	
Overvotes	1		
Undervotes	5		
Contest Totals	415		

### Proposition 7 – State of Texas

Vote For 1

	TOTAL	VOTE %	
For	343	83.25%	
Against	69	16.75%	
Total Votes Cast	412	100.00%	
Overvotes	0		
Undervotes	3		
Contest Totals	415		

### Proposition 8 – State of Texas

Vote For 1

	TOTAL	VOTE %	
For	273	66.59%	
Against	137	33.41%	
Total Votes Cast	410	100.00%	
Overvotes	1		
Undervotes	4		
Contest Totals	415		

### Proposition 9 – State of Texas

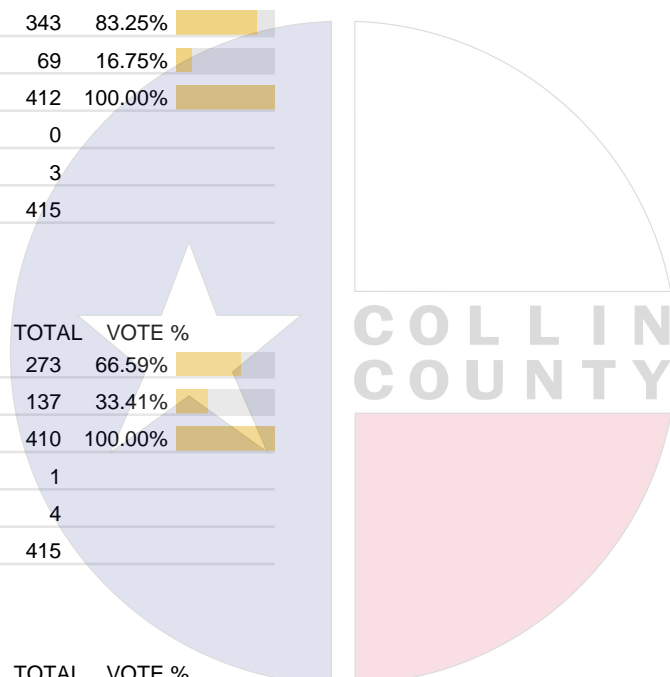
Vote For 1

	TOTAL	VOTE %	
For	277	67.23%	
Against	135	32.77%	
Total Votes Cast	412	100.00%	
Overvotes	0		
Undervotes	3		
Contest Totals	415		

### Proposition 10 – State of Texas

Vote For 1

	TOTAL	VOTE %	
For	363	88.11%	
Against	49	11.89%	
Total Votes Cast	412	100.00%	
Overvotes	0		
Undervotes	3		
Contest Totals	415		



Collin County Seal  
 Watermark Seal for Collin County.  
 Collin County Government

## PCT 121

### Proposition 11 – State of Texas

Vote For 1

	TOTAL	VOTE %	
For	326	79.13%	
Against	86	20.87%	
Total Votes Cast	412	100.00%	
Overvotes	0		
Undervotes	3		
Contest Totals	415		

### Proposition 12 – State of Texas

Vote For 1

	TOTAL	VOTE %	
For	204	50.25%	
Against	202	49.75%	
Total Votes Cast	406	100.00%	
Overvotes	0		
Undervotes	9		
Contest Totals	415		

### Proposition 13 – State of Texas

Vote For 1

	TOTAL	VOTE %	
For	356	85.99%	
Against	58	14.01%	
Total Votes Cast	414	100.00%	
Overvotes	0		
Undervotes	1		
Contest Totals	415		

### Proposition 14 – State of Texas

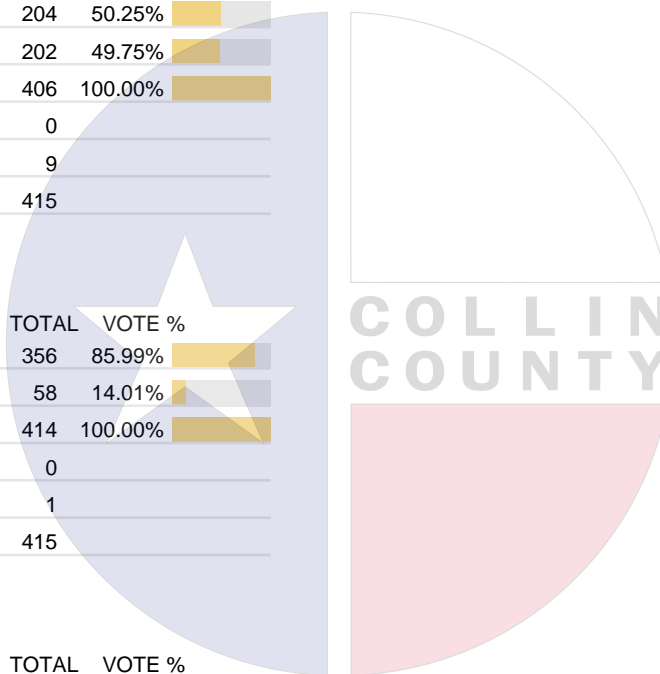
Vote For 1

	TOTAL	VOTE %	
For	282	69.12%	
Against	126	30.88%	
Total Votes Cast	408	100.00%	
Overvotes	0		
Undervotes	7		
Contest Totals	415		

### Proposition 15 – State of Texas

Vote For 1

	TOTAL	VOTE %	
For	262	63.44%	
Against	151	36.56%	
Total Votes Cast	413	100.00%	
Overvotes	0		
Undervotes	2		
Contest Totals	415		






Collin County Seal  
 Watermark Seal for Collin County.  
 Collin County Government

## PCT 121




### Proposition 16 – State of Texas

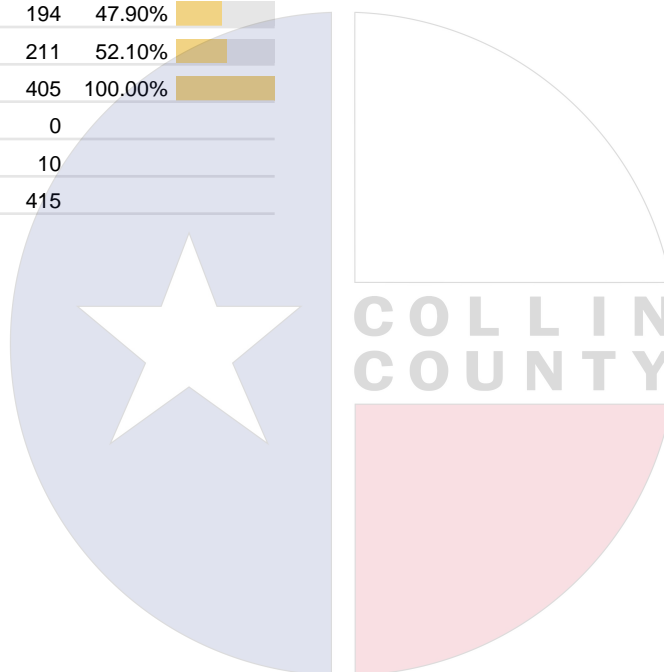
Vote For 1

	TOTAL	VOTE %	
For	262	63.59%	
Against	150	36.41%	
Total Votes Cast	412	100.00%	
Overvotes	0		
Undervotes	3		
Contest Totals	415		

### Proposition 17 – State of Texas

Vote For 1

	TOTAL	VOTE %	
For	194	47.90%	
Against	211	52.10%	
Total Votes Cast	405	100.00%	
Overvotes	0		
Undervotes	10		
Contest Totals	415		



Collin County Seal  
 Watermark Seal for Collin County.  
 Collin County Government

## PCT 122

### Proposition 1 – State of Texas

Vote For 1

	TOTAL	VOTE %	
For	630	69.69%	
Against	274	30.31%	
Total Votes Cast	904	100.00%	
Overvotes	1		
Undervotes	14		
Contest Totals	919		

### Proposition 2 – State of Texas

Vote For 1

	TOTAL	VOTE %	
For	695	76.12%	
Against	218	23.88%	
Total Votes Cast	913	100.00%	
Overvotes	0		
Undervotes	6		
Contest Totals	919		

### Proposition 3 – State of Texas

Vote For 1

	TOTAL	VOTE %	
For	601	66.04%	
Against	309	33.96%	
Total Votes Cast	910	100.00%	
Overvotes	0		
Undervotes	9		
Contest Totals	919		

### Proposition 4 – State of Texas

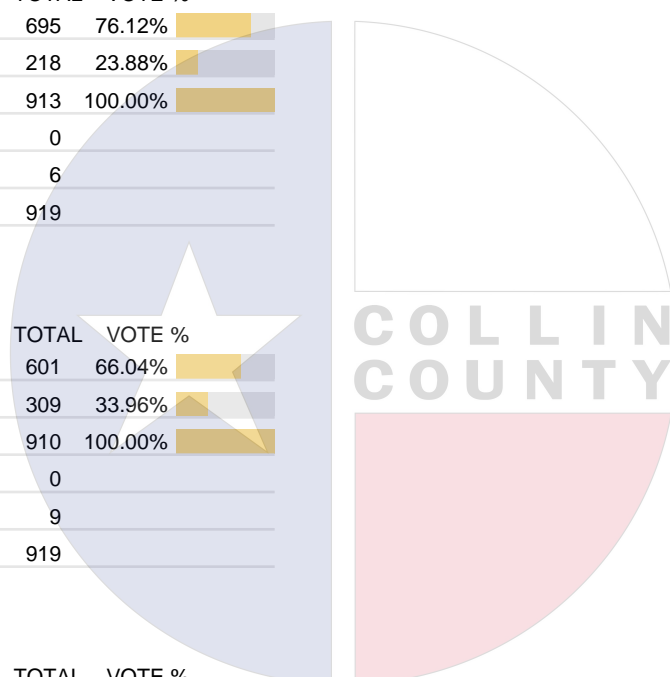
Vote For 1

	TOTAL	VOTE %	
For	693	76.41%	
Against	214	23.59%	
Total Votes Cast	907	100.00%	
Overvotes	1		
Undervotes	11		
Contest Totals	919		

### Proposition 5 – State of Texas

Vote For 1

	TOTAL	VOTE %	
For	655	73.68%	
Against	234	26.32%	
Total Votes Cast	889	100.00%	
Overvotes	1		
Undervotes	29		
Contest Totals	919		



Collin County Seal  
 Watermark Seal for Collin County.  
 Collin County Government

## PCT 122

### Proposition 6 – State of Texas

Vote For 1

	TOTAL	VOTE %	
For	576	64.57%	
Against	316	35.43%	
Total Votes Cast	892	100.00%	
Overvotes	1		
Undervotes	26		
Contest Totals	919		

### Proposition 7 – State of Texas

Vote For 1

	TOTAL	VOTE %	
For	821	90.12%	
Against	90	9.88%	
Total Votes Cast	911	100.00%	
Overvotes	0		
Undervotes	8		
Contest Totals	919		

### Proposition 8 – State of Texas

Vote For 1

	TOTAL	VOTE %	
For	724	79.21%	
Against	190	20.79%	
Total Votes Cast	914	100.00%	
Overvotes	0		
Undervotes	5		
Contest Totals	919		

### Proposition 9 – State of Texas

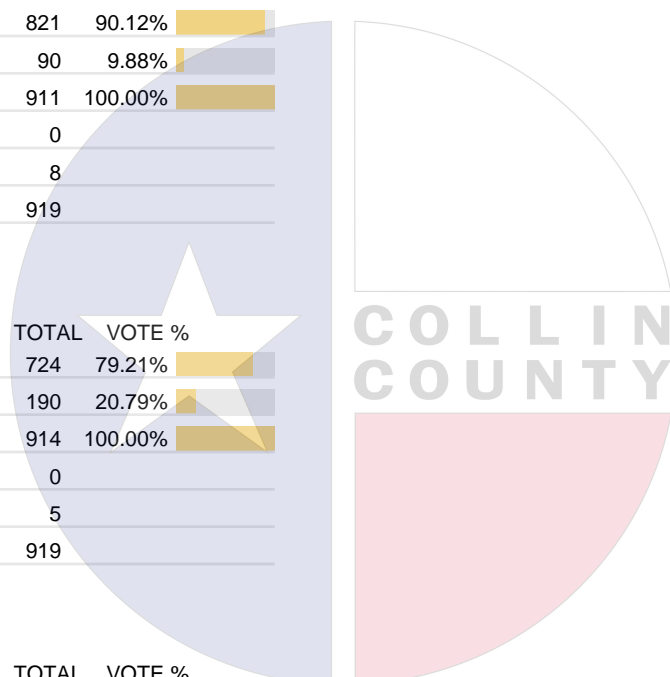
Vote For 1

	TOTAL	VOTE %	
For	667	74.11%	
Against	233	25.89%	
Total Votes Cast	900	100.00%	
Overvotes	0		
Undervotes	19		
Contest Totals	919		

### Proposition 10 – State of Texas

Vote For 1

	TOTAL	VOTE %	
For	820	90.41%	
Against	87	9.59%	
Total Votes Cast	907	100.00%	
Overvotes	0		
Undervotes	12		
Contest Totals	919		



Collin County Seal  
 Watermark Seal for Collin County.  
 Collin County Government

## PCT 122

### Proposition 11 – State of Texas

Vote For 1

	TOTAL	VOTE %	
For	752	82.37%	
Against	161	17.63%	
Total Votes Cast	913	100.00%	
Overvotes	1		
Undervotes	5		
Contest Totals	919		

### Proposition 12 – State of Texas

Vote For 1

	TOTAL	VOTE %	
For	555	61.60%	
Against	346	38.40%	
Total Votes Cast	901	100.00%	
Overvotes	1		
Undervotes	17		
Contest Totals	919		

### Proposition 13 – State of Texas

Vote For 1

	TOTAL	VOTE %	
For	821	89.82%	
Against	93	10.18%	
Total Votes Cast	914	100.00%	
Overvotes	1		
Undervotes	4		
Contest Totals	919		

### Proposition 14 – State of Texas

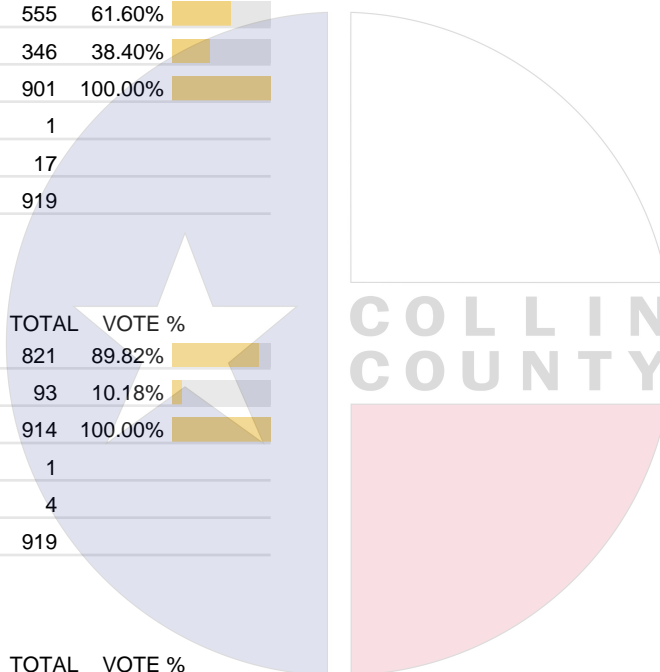
Vote For 1

	TOTAL	VOTE %	
For	597	66.04%	
Against	307	33.96%	
Total Votes Cast	904	100.00%	
Overvotes	0		
Undervotes	15		
Contest Totals	919		

### Proposition 15 – State of Texas

Vote For 1

	TOTAL	VOTE %	
For	637	70.46%	
Against	267	29.54%	
Total Votes Cast	904	100.00%	
Overvotes	1		
Undervotes	14		
Contest Totals	919		



Collin County Seal  
 Watermark Seal for Collin County.  
 Collin County Government

## PCT 122

### Proposition 16 – State of Texas

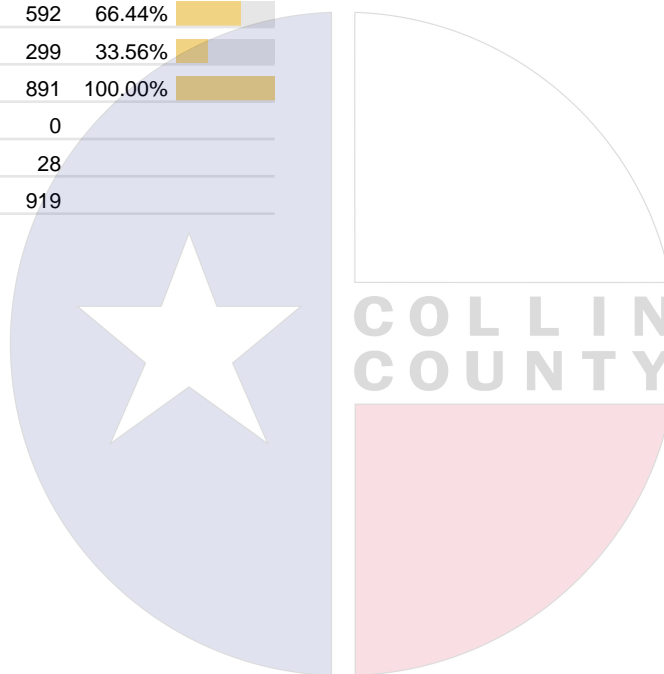
Vote For 1

	TOTAL	VOTE %	
For	691	75.85%	
Against	220	24.15%	
Total Votes Cast	911	100.00%	
Overvotes	0		
Undervotes	8		
Contest Totals	919		

### Proposition 17 – State of Texas

Vote For 1

	TOTAL	VOTE %	
For	592	66.44%	
Against	299	33.56%	
Total Votes Cast	891	100.00%	
Overvotes	0		
Undervotes	28		
Contest Totals	919		



Collin County Seal  
 Watermark Seal for Collin County.  
 Collin County Government

## PCT 123

### Proposition 1 – State of Texas

Vote For 1

	TOTAL	VOTE %	
For	245	69.60%	
Against	107	30.40%	
Total Votes Cast	352	100.00%	
Overvotes	1		
Undervotes	7		
Contest Totals	360		

### Proposition 2 – State of Texas

Vote For 1

	TOTAL	VOTE %	
For	238	67.23%	
Against	116	32.77%	
Total Votes Cast	354	100.00%	
Overvotes	2		
Undervotes	4		
Contest Totals	360		

### Proposition 3 – State of Texas

Vote For 1

	TOTAL	VOTE %	
For	209	58.22%	
Against	150	41.78%	
Total Votes Cast	359	100.00%	
Overvotes	1		
Undervotes	0		
Contest Totals	360		

### Proposition 4 – State of Texas

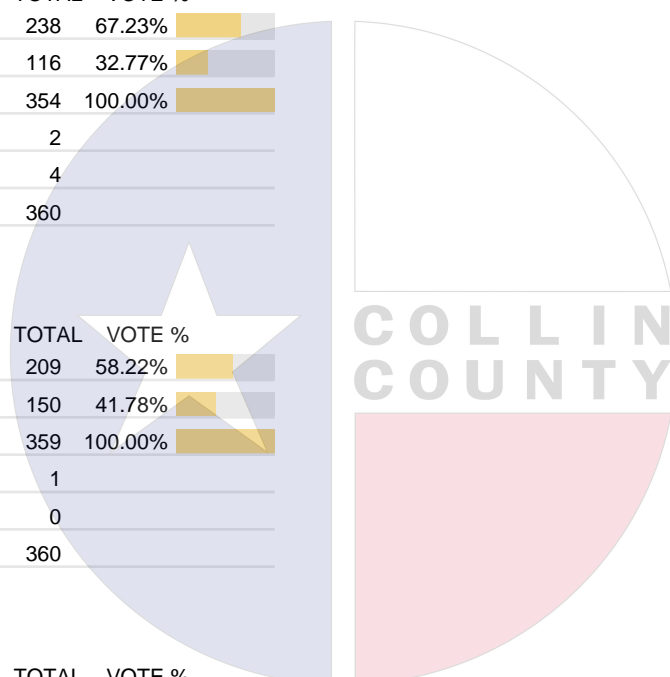
Vote For 1

	TOTAL	VOTE %	
For	258	72.88%	
Against	96	27.12%	
Total Votes Cast	354	100.00%	
Overvotes	1		
Undervotes	5		
Contest Totals	360		

### Proposition 5 – State of Texas

Vote For 1

	TOTAL	VOTE %	
For	228	65.14%	
Against	122	34.86%	
Total Votes Cast	350	100.00%	
Overvotes	0		
Undervotes	10		
Contest Totals	360		



Collin County Seal  
 Watermark Seal for Collin County.  
 Collin County Government

## PCT 123

### Proposition 6 – State of Texas

Vote For 1

	TOTAL	VOTE %	
For	195	56.36%	
Against	151	43.64%	
Total Votes Cast	346	100.00%	
Overvotes	0		
Undervotes	14		
Contest Totals	360		

### Proposition 7 – State of Texas

Vote For 1

	TOTAL	VOTE %	
For	322	90.45%	
Against	34	9.55%	
Total Votes Cast	356	100.00%	
Overvotes	0		
Undervotes	4		
Contest Totals	360		

### Proposition 8 – State of Texas

Vote For 1

	TOTAL	VOTE %	
For	257	72.19%	
Against	99	27.81%	
Total Votes Cast	356	100.00%	
Overvotes	0		
Undervotes	4		
Contest Totals	360		

### Proposition 9 – State of Texas

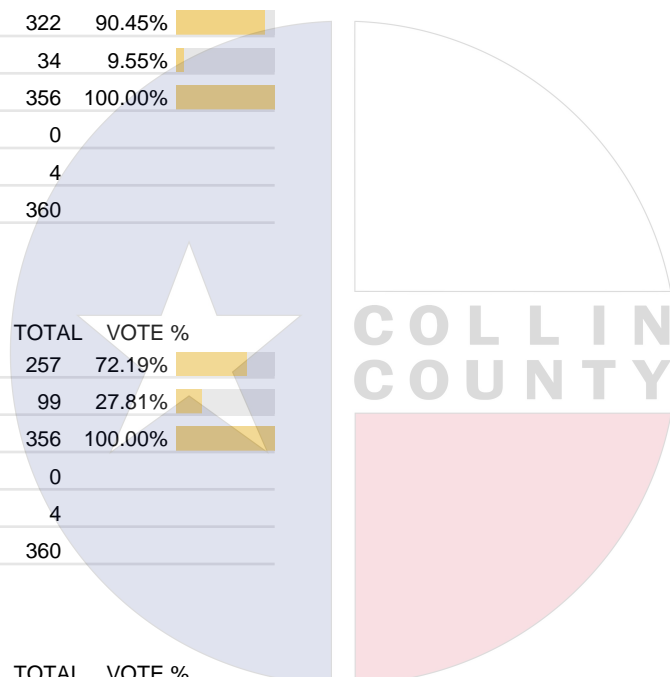
Vote For 1

	TOTAL	VOTE %	
For	238	67.81%	
Against	113	32.19%	
Total Votes Cast	351	100.00%	
Overvotes	0		
Undervotes	9		
Contest Totals	360		

### Proposition 10 – State of Texas

Vote For 1

	TOTAL	VOTE %	
For	317	89.55%	
Against	37	10.45%	
Total Votes Cast	354	100.00%	
Overvotes	0		
Undervotes	6		
Contest Totals	360		



Collin County Seal  
 Watermark Seal for Collin County.  
 Collin County Government

## PCT 123

### Proposition 11 – State of Texas

Vote For 1

	TOTAL	VOTE %	
For	284	80.00%	
Against	71	20.00%	
Total Votes Cast	355	100.00%	
Overvotes	0		
Undervotes	5		
Contest Totals	360		

### Proposition 12 – State of Texas

Vote For 1

	TOTAL	VOTE %	
For	212	60.40%	
Against	139	39.60%	
Total Votes Cast	351	100.00%	
Overvotes	0		
Undervotes	9		
Contest Totals	360		

### Proposition 13 – State of Texas

Vote For 1

	TOTAL	VOTE %	
For	302	84.12%	
Against	57	15.88%	
Total Votes Cast	359	100.00%	
Overvotes	0		
Undervotes	1		
Contest Totals	360		

### Proposition 14 – State of Texas

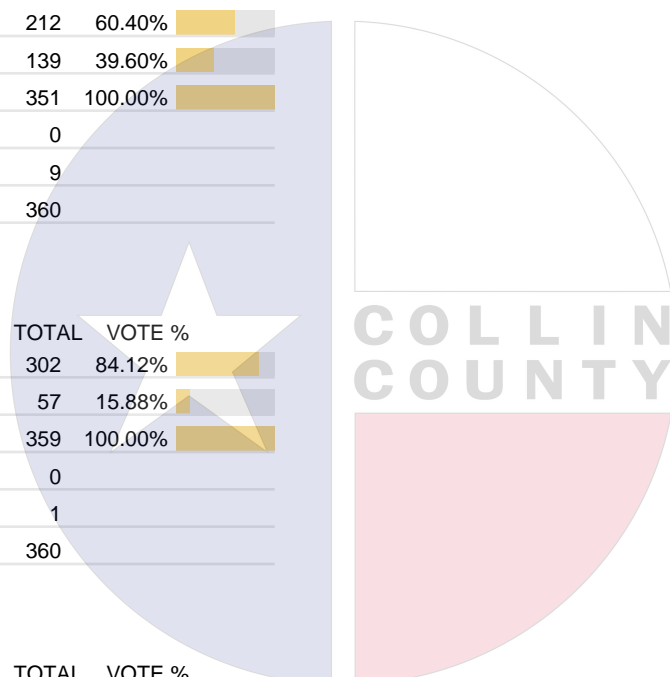
Vote For 1

	TOTAL	VOTE %	
For	241	67.70%	
Against	115	32.30%	
Total Votes Cast	356	100.00%	
Overvotes	0		
Undervotes	4		
Contest Totals	360		

### Proposition 15 – State of Texas

Vote For 1

	TOTAL	VOTE %	
For	240	67.61%	
Against	115	32.39%	
Total Votes Cast	355	100.00%	
Overvotes	0		
Undervotes	5		
Contest Totals	360		



Collin County Seal  
 Watermark Seal for Collin County.  
 Collin County Government

## PCT 123

### Proposition 16 – State of Texas

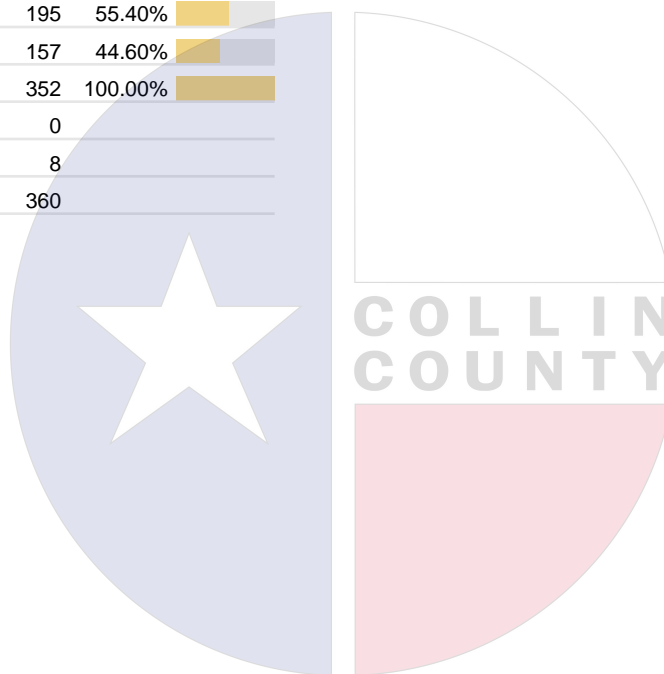
Vote For 1

	TOTAL	VOTE %	
For	247	69.58%	
Against	108	30.42%	
Total Votes Cast	355	100.00%	
Overvotes	1		
Undervotes	4		
Contest Totals	360		

### Proposition 17 – State of Texas

Vote For 1

	TOTAL	VOTE %	
For	195	55.40%	
Against	157	44.60%	
Total Votes Cast	352	100.00%	
Overvotes	0		
Undervotes	8		
Contest Totals	360		



Collin County Seal  
 Watermark Seal for Collin County.  
 Collin County Government

## PCT 124

### Proposition 1 – State of Texas

Vote For 1

	TOTAL	VOTE %	
For	372	75.92%	
Against	118	24.08%	
Total Votes Cast	490	100.00%	
Overvotes	1		
Undervotes	4		
Contest Totals	495		

### Proposition 2 – State of Texas

Vote For 1

	TOTAL	VOTE %	
For	281	57.00%	
Against	212	43.00%	
Total Votes Cast	493	100.00%	
Overvotes	0		
Undervotes	2		
Contest Totals	495		

### Proposition 3 – State of Texas

Vote For 1

	TOTAL	VOTE %	
For	249	50.92%	
Against	240	49.08%	
Total Votes Cast	489	100.00%	
Overvotes	0		
Undervotes	6		
Contest Totals	495		

### Proposition 4 – State of Texas

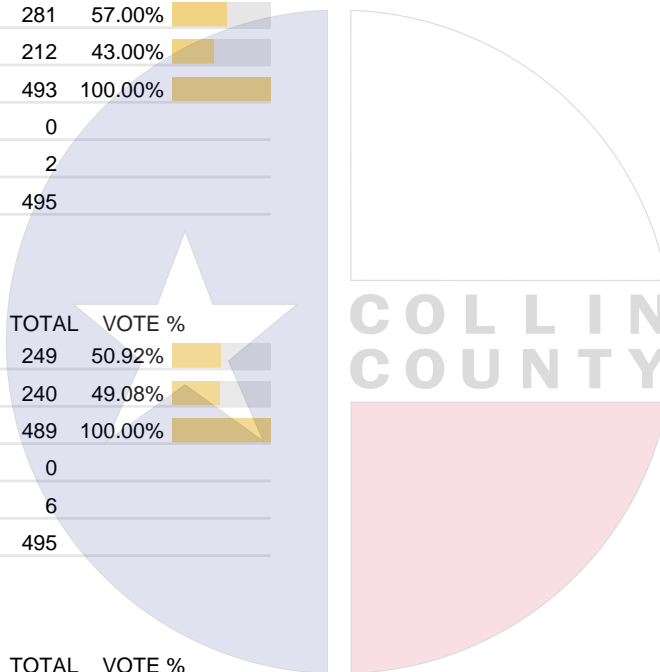
Vote For 1

	TOTAL	VOTE %	
For	394	80.41%	
Against	96	19.59%	
Total Votes Cast	490	100.00%	
Overvotes	0		
Undervotes	5		
Contest Totals	495		

### Proposition 5 – State of Texas

Vote For 1

	TOTAL	VOTE %	
For	325	67.57%	
Against	156	32.43%	
Total Votes Cast	481	100.00%	
Overvotes	0		
Undervotes	14		
Contest Totals	495		



Collin County Seal  
 Watermark Seal for Collin County.  
 Collin County Government

## PCT 124

### Proposition 6 – State of Texas

Vote For 1

	TOTAL	VOTE %	
For	230	47.52%	
Against	254	52.48%	
Total Votes Cast	484	100.00%	
Overvotes	0		
Undervotes	11		
Contest Totals	495		

### Proposition 7 – State of Texas

Vote For 1

	TOTAL	VOTE %	
For	429	87.91%	
Against	59	12.09%	
Total Votes Cast	488	100.00%	
Overvotes	1		
Undervotes	6		
Contest Totals	495		

### Proposition 8 – State of Texas

Vote For 1

	TOTAL	VOTE %	
For	304	61.66%	
Against	189	38.34%	
Total Votes Cast	493	100.00%	
Overvotes	0		
Undervotes	2		
Contest Totals	495		

### Proposition 9 – State of Texas

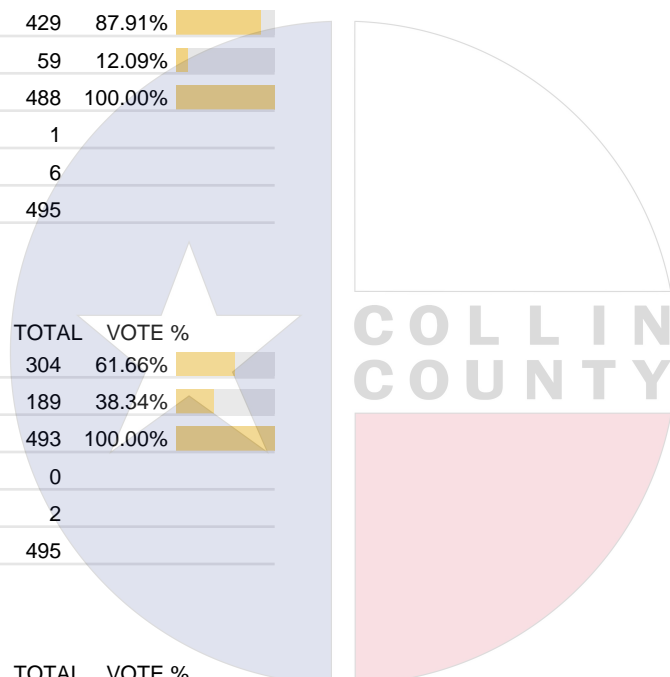
Vote For 1

	TOTAL	VOTE %	
For	329	67.98%	
Against	155	32.02%	
Total Votes Cast	484	100.00%	
Overvotes	0		
Undervotes	11		
Contest Totals	495		

### Proposition 10 – State of Texas

Vote For 1

	TOTAL	VOTE %	
For	422	86.83%	
Against	64	13.17%	
Total Votes Cast	486	100.00%	
Overvotes	0		
Undervotes	9		
Contest Totals	495		



Collin County Seal  
 Watermark Seal for Collin County.  
 Collin County Government

## PCT 124

### Proposition 11 – State of Texas

Vote For 1

	TOTAL	VOTE %	
For	382	77.80%	
Against	109	22.20%	
Total Votes Cast	491	100.00%	
Overvotes	0		
Undervotes	4		
Contest Totals	495		

### Proposition 12 – State of Texas

Vote For 1

	TOTAL	VOTE %	
For	237	49.17%	
Against	245	50.83%	
Total Votes Cast	482	100.00%	
Overvotes	0		
Undervotes	13		
Contest Totals	495		

### Proposition 13 – State of Texas

Vote For 1

	TOTAL	VOTE %	
For	405	82.65%	
Against	85	17.35%	
Total Votes Cast	490	100.00%	
Overvotes	0		
Undervotes	5		
Contest Totals	495		

### Proposition 14 – State of Texas

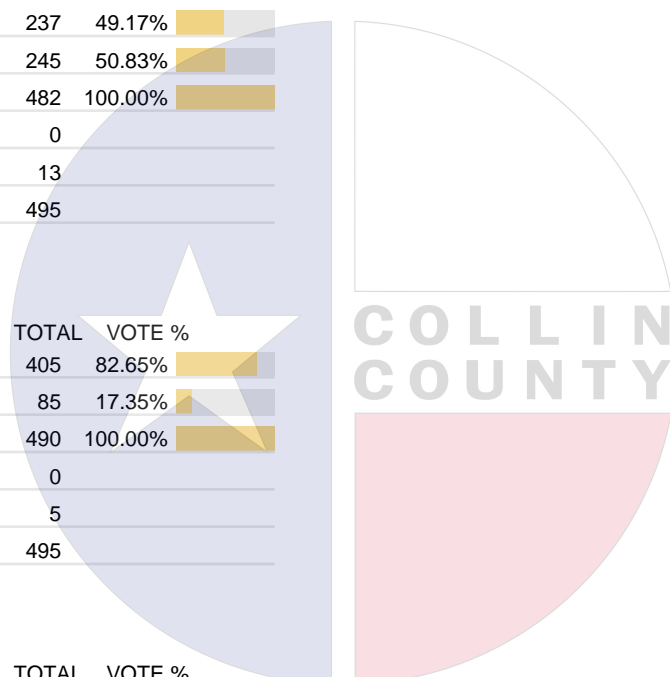
Vote For 1

	TOTAL	VOTE %	
For	374	76.17%	
Against	117	23.83%	
Total Votes Cast	491	100.00%	
Overvotes	0		
Undervotes	4		
Contest Totals	495		

### Proposition 15 – State of Texas

Vote For 1

	TOTAL	VOTE %	
For	260	53.50%	
Against	226	46.50%	
Total Votes Cast	486	100.00%	
Overvotes	1		
Undervotes	8		
Contest Totals	495		



Collin County Seal  
 Watermark Seal for Collin County.  
 Collin County Government

## PCT 124

### Proposition 16 – State of Texas

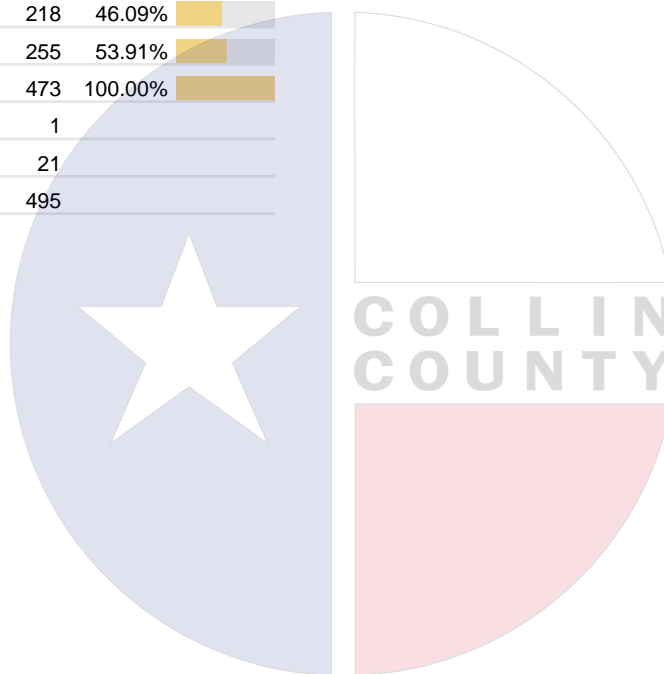
Vote For 1

	TOTAL	VOTE %	
For	287	58.33%	
Against	205	41.67%	
Total Votes Cast	492	100.00%	
Overvotes	1		
Undervotes	2		
Contest Totals	495		

### Proposition 17 – State of Texas

Vote For 1

	TOTAL	VOTE %	
For	218	46.09%	
Against	255	53.91%	
Total Votes Cast	473	100.00%	
Overvotes	1		
Undervotes	21		
Contest Totals	495		



Collin County Seal  
 Watermark Seal for Collin County.  
 Collin County Government

## PCT 125

### Proposition 1 – State of Texas

Vote For 1

	TOTAL	VOTE %	
For	647	73.11%	
Against	238	26.89%	
Total Votes Cast	885	100.00%	
Overvotes	0		
Undervotes	16		
Contest Totals	901		

### Proposition 2 – State of Texas

Vote For 1

	TOTAL	VOTE %	
For	552	61.68%	
Against	343	38.32%	
Total Votes Cast	895	100.00%	
Overvotes	0		
Undervotes	6		
Contest Totals	901		

### Proposition 3 – State of Texas

Vote For 1

	TOTAL	VOTE %	
For	440	49.49%	
Against	449	50.51%	
Total Votes Cast	889	100.00%	
Overvotes	0		
Undervotes	12		
Contest Totals	901		

### Proposition 4 – State of Texas

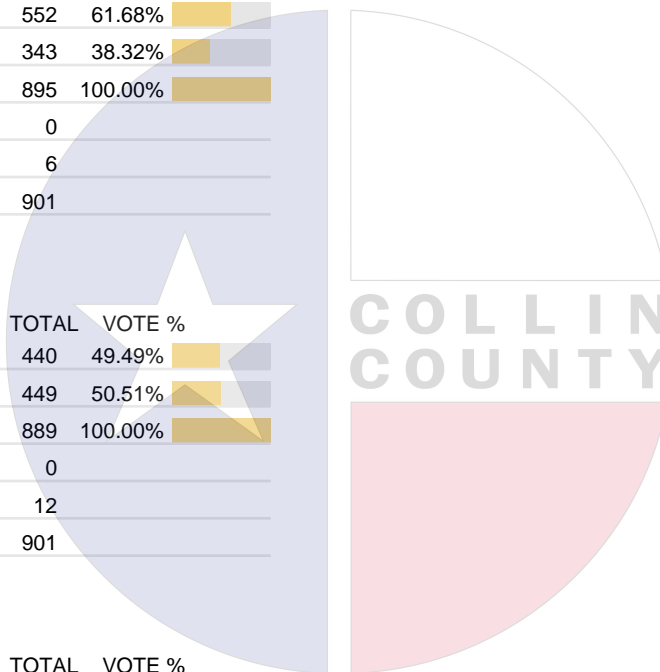
Vote For 1

	TOTAL	VOTE %	
For	679	76.64%	
Against	207	23.36%	
Total Votes Cast	886	100.00%	
Overvotes	1		
Undervotes	14		
Contest Totals	901		

### Proposition 5 – State of Texas

Vote For 1

	TOTAL	VOTE %	
For	586	66.59%	
Against	294	33.41%	
Total Votes Cast	880	100.00%	
Overvotes	0		
Undervotes	21		
Contest Totals	901		



Collin County Seal  
 Watermark Seal for Collin County,  
 Collin County Government

## PCT 125

### Proposition 6 – State of Texas

Vote For 1

	TOTAL	VOTE %	
For	457	52.17%	
Against	419	47.83%	
Total Votes Cast	876	100.00%	
Overvotes	0		
Undervotes	25		
Contest Totals	901		

### Proposition 7 – State of Texas

Vote For 1

	TOTAL	VOTE %	
For	770	86.81%	
Against	117	13.19%	
Total Votes Cast	887	100.00%	
Overvotes	0		
Undervotes	14		
Contest Totals	901		

### Proposition 8 – State of Texas

Vote For 1

	TOTAL	VOTE %	
For	586	65.77%	
Against	305	34.23%	
Total Votes Cast	891	100.00%	
Overvotes	0		
Undervotes	10		
Contest Totals	901		

### Proposition 9 – State of Texas

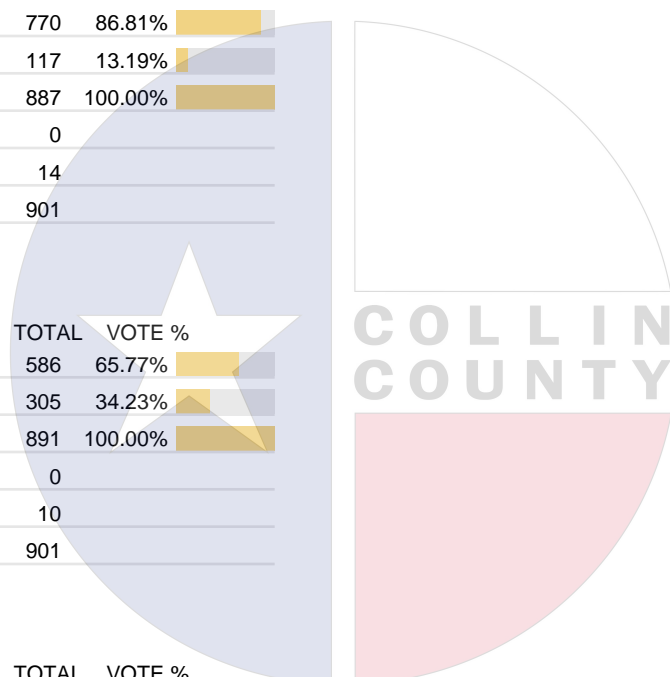
Vote For 1

	TOTAL	VOTE %	
For	572	65.22%	
Against	305	34.78%	
Total Votes Cast	877	100.00%	
Overvotes	0		
Undervotes	24		
Contest Totals	901		

### Proposition 10 – State of Texas

Vote For 1

	TOTAL	VOTE %	
For	788	88.84%	
Against	99	11.16%	
Total Votes Cast	887	100.00%	
Overvotes	0		
Undervotes	14		
Contest Totals	901		



Collin County Seal  
 Watermark Seal for Collin County.  
 Collin County Government

## PCT 125

### Proposition 11 – State of Texas

Vote For 1

	TOTAL	VOTE %	
For	716	80.36%	
Against	175	19.64%	
Total Votes Cast	891	100.00%	
Overvotes	2		
Undervotes	8		
Contest Totals	901		

### Proposition 12 – State of Texas

Vote For 1

	TOTAL	VOTE %	
For	448	51.03%	
Against	430	48.97%	
Total Votes Cast	878	100.00%	
Overvotes	0		
Undervotes	23		
Contest Totals	901		

### Proposition 13 – State of Texas

Vote For 1

	TOTAL	VOTE %	
For	730	81.93%	
Against	161	18.07%	
Total Votes Cast	891	100.00%	
Overvotes	0		
Undervotes	10		
Contest Totals	901		

### Proposition 14 – State of Texas

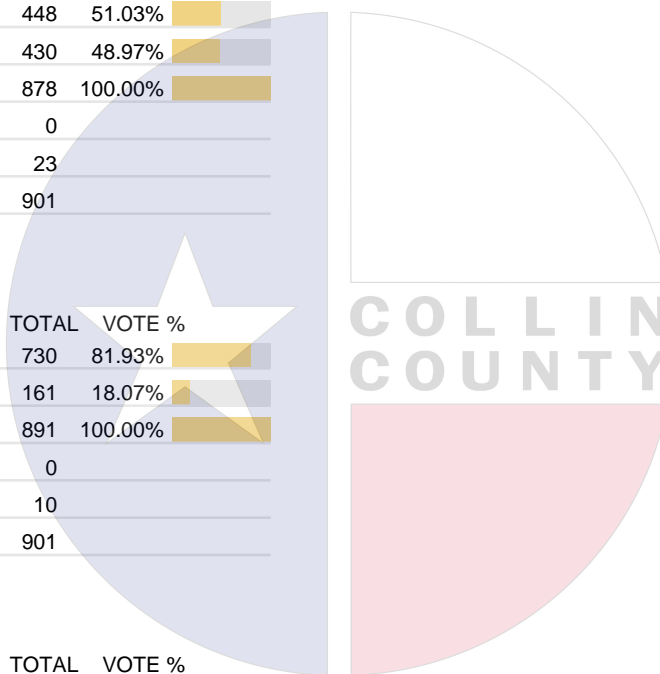
Vote For 1

	TOTAL	VOTE %	
For	639	72.20%	
Against	246	27.80%	
Total Votes Cast	885	100.00%	
Overvotes	0		
Undervotes	16		
Contest Totals	901		

### Proposition 15 – State of Texas

Vote For 1

	TOTAL	VOTE %	
For	539	60.70%	
Against	349	39.30%	
Total Votes Cast	888	100.00%	
Overvotes	0		
Undervotes	13		
Contest Totals	901		



Collin County Seal  
 Watermark Seal for Collin County.  
 Collin County Government

## PCT 125

### Proposition 16 – State of Texas

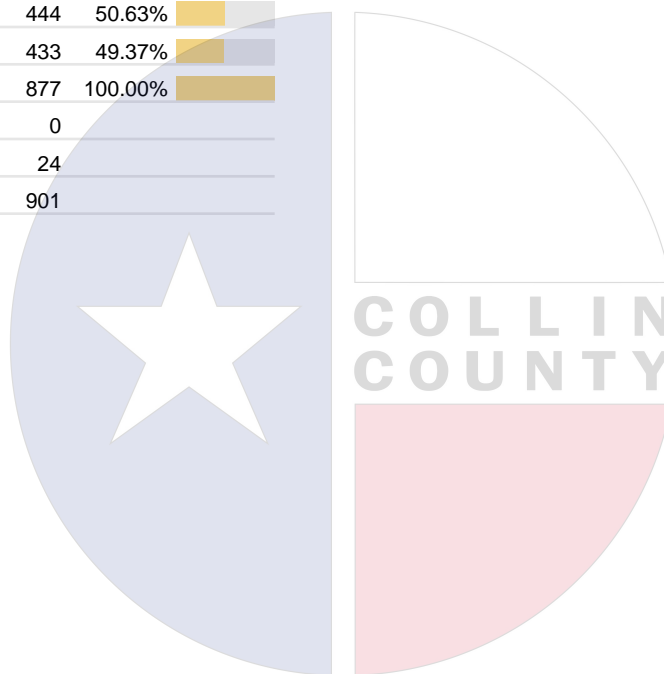
Vote For 1

	TOTAL	VOTE %	
For	551	61.91%	
Against	339	38.09%	
Total Votes Cast	890	100.00%	
Overvotes	0		
Undervotes	11		
Contest Totals	901		

### Proposition 17 – State of Texas

Vote For 1

	TOTAL	VOTE %	
For	444	50.63%	
Against	433	49.37%	
Total Votes Cast	877	100.00%	
Overvotes	0		
Undervotes	24		
Contest Totals	901		



Collin County Seal  
 Watermark Seal for Collin County.  
 Collin County Government

## PCT 126

### Proposition 1 – State of Texas

Vote For 1

	TOTAL	VOTE %	
For	562	72.33%	
Against	215	27.67%	
Total Votes Cast	777	100.00%	
Overvotes	0		
Undervotes	13		
Contest Totals	790		

### Proposition 2 – State of Texas

Vote For 1

	TOTAL	VOTE %	
For	459	58.92%	
Against	320	41.08%	
Total Votes Cast	779	100.00%	
Overvotes	1		
Undervotes	10		
Contest Totals	790		

### Proposition 3 – State of Texas

Vote For 1

	TOTAL	VOTE %	
For	390	50.06%	
Against	389	49.94%	
Total Votes Cast	779	100.00%	
Overvotes	0		
Undervotes	11		
Contest Totals	790		

### Proposition 4 – State of Texas

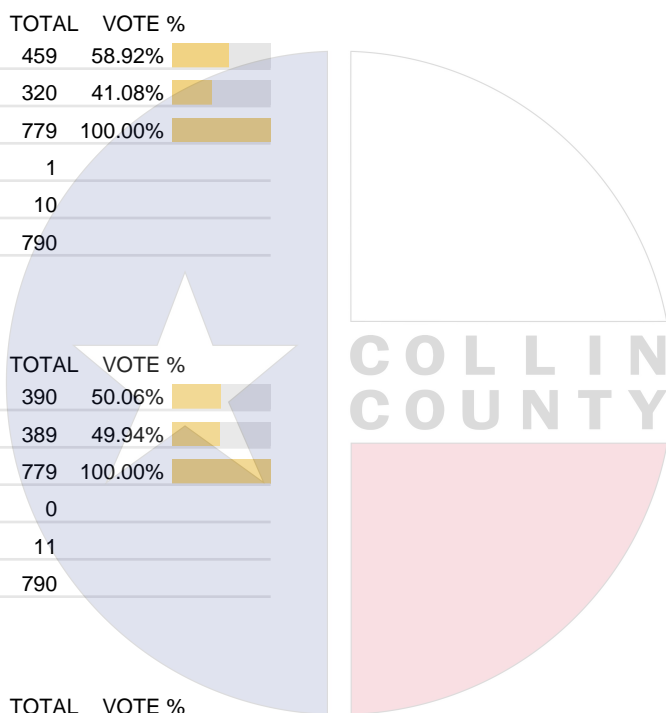
Vote For 1

	TOTAL	VOTE %	
For	578	74.29%	
Against	200	25.71%	
Total Votes Cast	778	100.00%	
Overvotes	0		
Undervotes	12		
Contest Totals	790		

### Proposition 5 – State of Texas

Vote For 1

	TOTAL	VOTE %	
For	523	68.37%	
Against	242	31.63%	
Total Votes Cast	765	100.00%	
Overvotes	0		
Undervotes	25		
Contest Totals	790		



Collin County Seal  
 Watermark Seal for Collin County.  
 Collin County Government

## PCT 126

### Proposition 6 – State of Texas

Vote For 1

	TOTAL	VOTE %	
For	375	48.96%	
Against	391	51.04%	
Total Votes Cast	766	100.00%	
Overvotes	0		
Undervotes	24		
Contest Totals	790		

### Proposition 7 – State of Texas

Vote For 1

	TOTAL	VOTE %	
For	691	88.59%	
Against	89	11.41%	
Total Votes Cast	780	100.00%	
Overvotes	0		
Undervotes	10		
Contest Totals	790		

### Proposition 8 – State of Texas

Vote For 1

	TOTAL	VOTE %	
For	523	67.05%	
Against	257	32.95%	
Total Votes Cast	780	100.00%	
Overvotes	0		
Undervotes	10		
Contest Totals	790		

### Proposition 9 – State of Texas

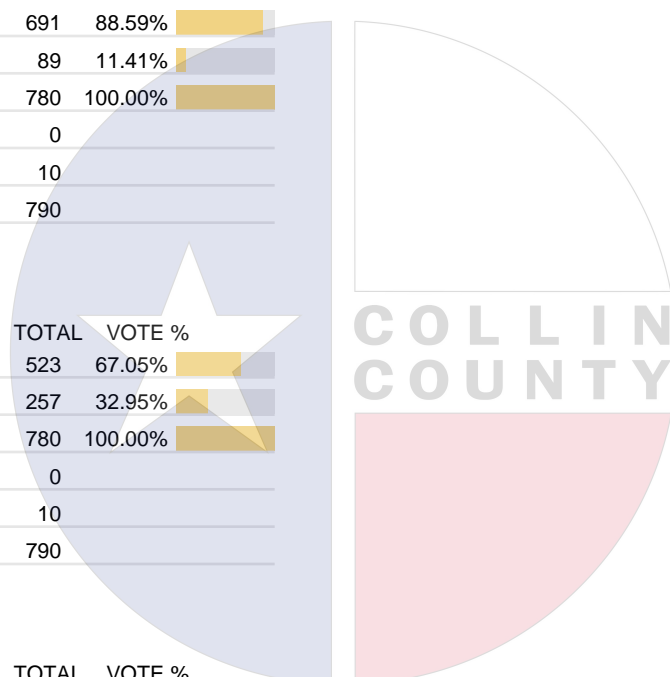
Vote For 1

	TOTAL	VOTE %	
For	523	68.01%	
Against	246	31.99%	
Total Votes Cast	769	100.00%	
Overvotes	1		
Undervotes	20		
Contest Totals	790		

### Proposition 10 – State of Texas

Vote For 1

	TOTAL	VOTE %	
For	705	90.27%	
Against	76	9.73%	
Total Votes Cast	781	100.00%	
Overvotes	1		
Undervotes	8		
Contest Totals	790		



Collin County Seal  
 Watermark Seal for Collin County.  
 Collin County Government

## PCT 126

### Proposition 11 – State of Texas

Vote For 1

	TOTAL	VOTE %	
For	623	79.46%	
Against	161	20.54%	
Total Votes Cast	784	100.00%	
Overvotes	1		
Undervotes	5		
Contest Totals	790		

### Proposition 12 – State of Texas

Vote For 1

	TOTAL	VOTE %	
For	408	52.71%	
Against	366	47.29%	
Total Votes Cast	774	100.00%	
Overvotes	0		
Undervotes	16		
Contest Totals	790		

### Proposition 13 – State of Texas

Vote For 1

	TOTAL	VOTE %	
For	660	84.08%	
Against	125	15.92%	
Total Votes Cast	785	100.00%	
Overvotes	1		
Undervotes	4		
Contest Totals	790		

### Proposition 14 – State of Texas

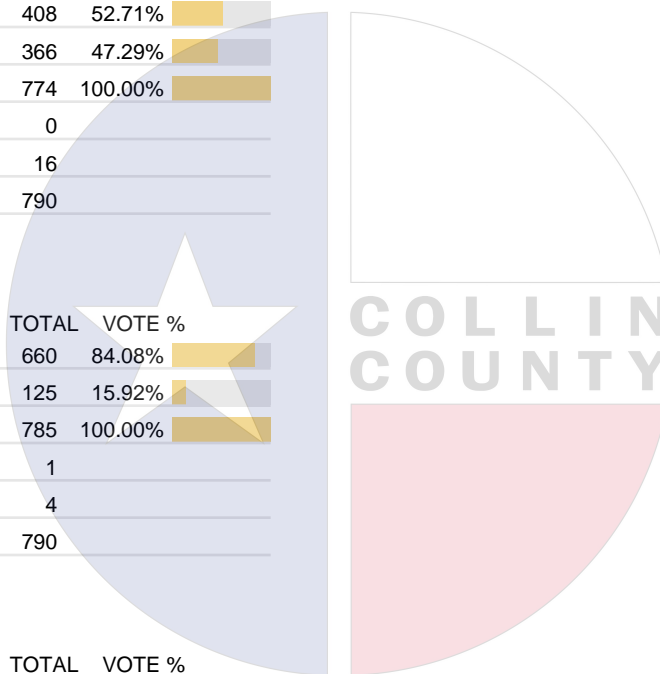
Vote For 1

	TOTAL	VOTE %	
For	546	70.54%	
Against	228	29.46%	
Total Votes Cast	774	100.00%	
Overvotes	1		
Undervotes	15		
Contest Totals	790		

### Proposition 15 – State of Texas

Vote For 1

	TOTAL	VOTE %	
For	476	61.10%	
Against	303	38.90%	
Total Votes Cast	779	100.00%	
Overvotes	1		
Undervotes	10		
Contest Totals	790		



Collin County Seal  
 Watermark Seal for Collin County.  
 Collin County Government

## PCT 126

### Proposition 16 – State of Texas

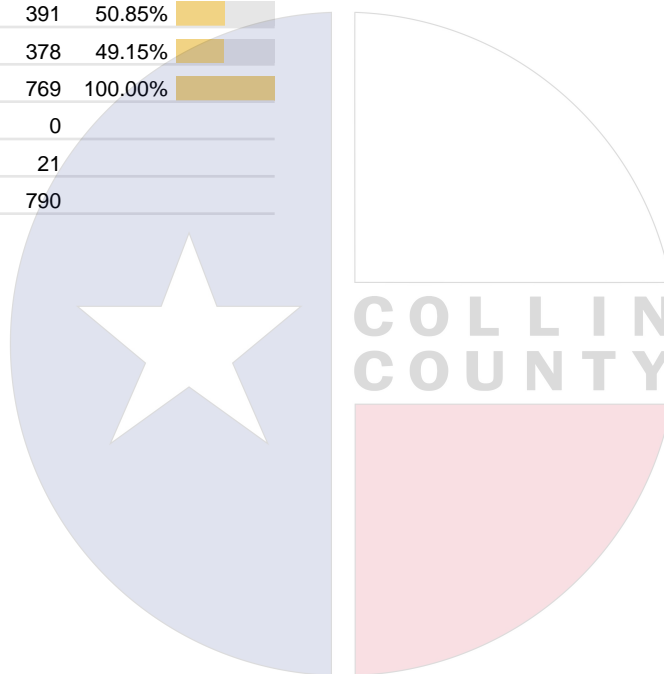
Vote For 1

	TOTAL	VOTE %	
For	503	64.24%	
Against	280	35.76%	
Total Votes Cast	783	100.00%	
Overvotes	0		
Undervotes	7		
Contest Totals	790		

### Proposition 17 – State of Texas

Vote For 1

	TOTAL	VOTE %	
For	391	50.85%	
Against	378	49.15%	
Total Votes Cast	769	100.00%	
Overvotes	0		
Undervotes	21		
Contest Totals	790		



Collin County Seal  
 Watermark Seal for Collin County.  
 Collin County Government

## PCT 127

### Proposition 1 – State of Texas

Vote For 1

	TOTAL	VOTE %	
For	392	71.01%	
Against	160	28.99%	
Total Votes Cast	552	100.00%	
Overvotes	0		
Undervotes	3		
Contest Totals	555		

### Proposition 2 – State of Texas

Vote For 1

	TOTAL	VOTE %	
For	314	56.78%	
Against	239	43.22%	
Total Votes Cast	553	100.00%	
Overvotes	0		
Undervotes	2		
Contest Totals	555		

### Proposition 3 – State of Texas

Vote For 1

	TOTAL	VOTE %	
For	274	49.64%	
Against	278	50.36%	
Total Votes Cast	552	100.00%	
Overvotes	0		
Undervotes	3		
Contest Totals	555		

### Proposition 4 – State of Texas

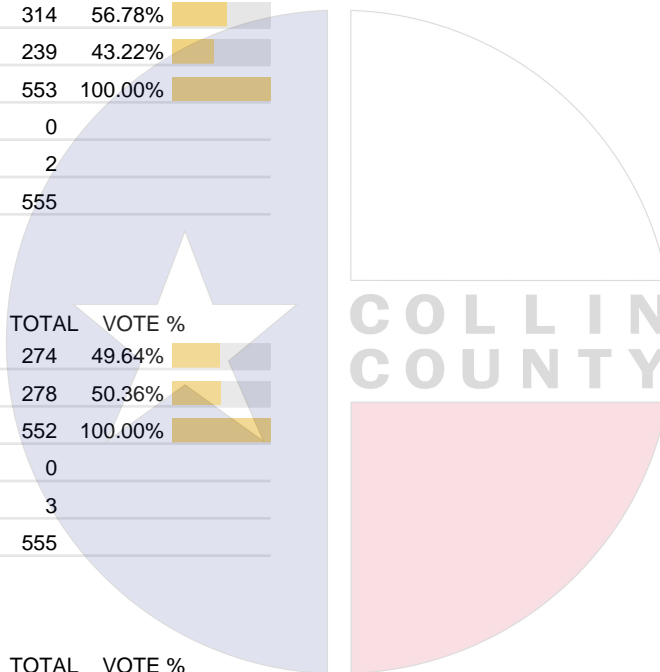
Vote For 1

	TOTAL	VOTE %	
For	424	77.23%	
Against	125	22.77%	
Total Votes Cast	549	100.00%	
Overvotes	0		
Undervotes	6		
Contest Totals	555		

### Proposition 5 – State of Texas

Vote For 1

	TOTAL	VOTE %	
For	356	65.56%	
Against	187	34.44%	
Total Votes Cast	543	100.00%	
Overvotes	1		
Undervotes	11		
Contest Totals	555		



Collin County Seal  
 Watermark Seal for Collin County.  
 Collin County Government

## PCT 127

### Proposition 6 – State of Texas

Vote For 1

	TOTAL	VOTE %	
For	255	46.62%	
Against	292	53.38%	
Total Votes Cast	547	100.00%	
Overvotes	1		
Undervotes	7		
Contest Totals	555		

### Proposition 7 – State of Texas

Vote For 1

	TOTAL	VOTE %	
For	485	88.02%	
Against	66	11.98%	
Total Votes Cast	551	100.00%	
Overvotes	0		
Undervotes	4		
Contest Totals	555		

### Proposition 8 – State of Texas

Vote For 1

	TOTAL	VOTE %	
For	352	63.77%	
Against	200	36.23%	
Total Votes Cast	552	100.00%	
Overvotes	1		
Undervotes	2		
Contest Totals	555		

### Proposition 9 – State of Texas

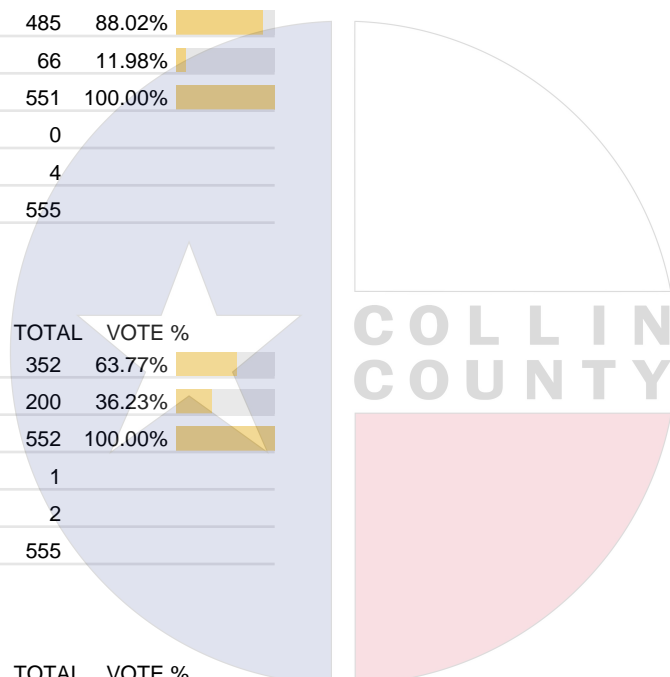
Vote For 1

	TOTAL	VOTE %	
For	361	65.76%	
Against	188	34.24%	
Total Votes Cast	549	100.00%	
Overvotes	0		
Undervotes	6		
Contest Totals	555		

### Proposition 10 – State of Texas

Vote For 1

	TOTAL	VOTE %	
For	511	92.57%	
Against	41	7.43%	
Total Votes Cast	552	100.00%	
Overvotes	0		
Undervotes	3		
Contest Totals	555		



Collin County Seal  
 Watermark Seal for Collin County.  
 Collin County Government

## PCT 127

### Proposition 11 – State of Texas

Vote For 1

	TOTAL	VOTE %	
For	455	82.28%	
Against	98	17.72%	
Total Votes Cast	553	100.00%	
Overvotes	0		
Undervotes	2		
Contest Totals	555		

### Proposition 12 – State of Texas

Vote For 1

	TOTAL	VOTE %	
For	288	52.46%	
Against	261	47.54%	
Total Votes Cast	549	100.00%	
Overvotes	0		
Undervotes	6		
Contest Totals	555		

### Proposition 13 – State of Texas

Vote For 1

	TOTAL	VOTE %	
For	472	85.35%	
Against	81	14.65%	
Total Votes Cast	553	100.00%	
Overvotes	1		
Undervotes	1		
Contest Totals	555		

### Proposition 14 – State of Texas

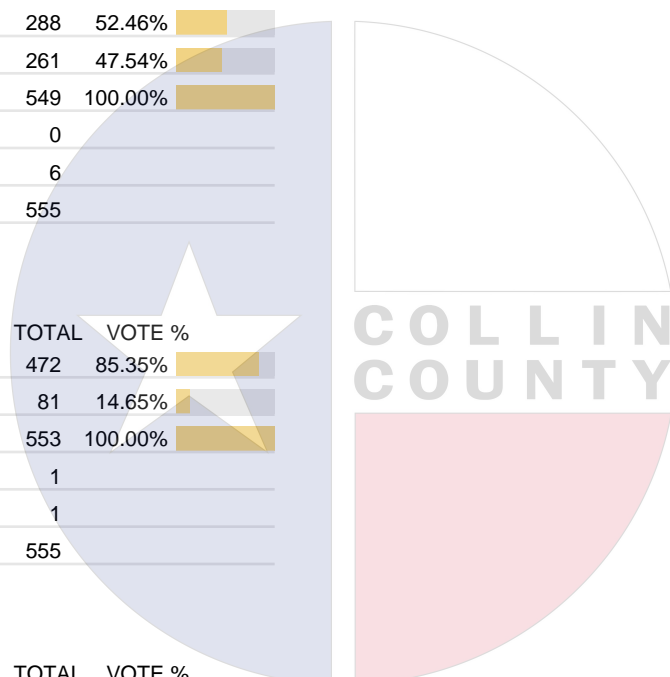
Vote For 1

	TOTAL	VOTE %	
For	383	69.51%	
Against	168	30.49%	
Total Votes Cast	551	100.00%	
Overvotes	0		
Undervotes	4		
Contest Totals	555		

### Proposition 15 – State of Texas

Vote For 1

	TOTAL	VOTE %	
For	342	62.07%	
Against	209	37.93%	
Total Votes Cast	551	100.00%	
Overvotes	0		
Undervotes	4		
Contest Totals	555		



Collin County Seal  
 Watermark Seal for Collin County.  
 Collin County Government

## PCT 127

### Proposition 16 – State of Texas

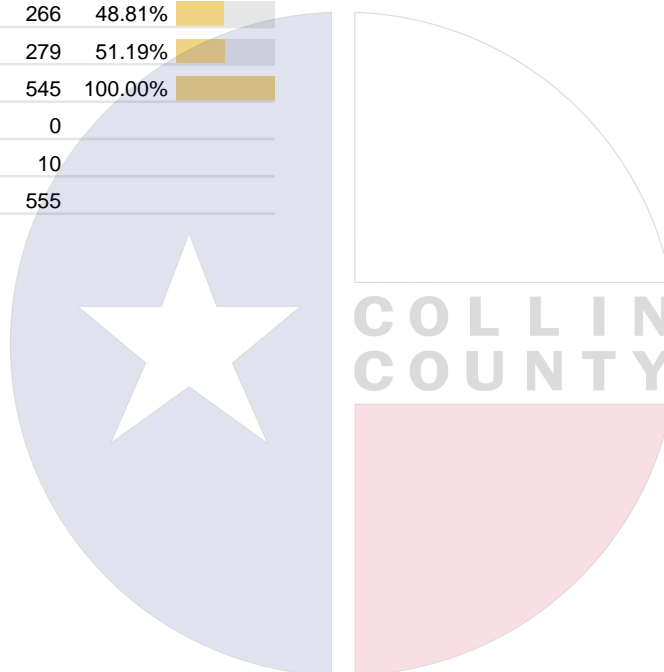
Vote For 1

	TOTAL	VOTE %	
For	342	62.18%	
Against	208	37.82%	
Total Votes Cast	550	100.00%	
Overvotes	0		
Undervotes	5		
Contest Totals	555		

### Proposition 17 – State of Texas

Vote For 1

	TOTAL	VOTE %	
For	266	48.81%	
Against	279	51.19%	
Total Votes Cast	545	100.00%	
Overvotes	0		
Undervotes	10		
Contest Totals	555		



Collin County Seal  
 Watermark Seal for Collin County.  
 Collin County Government

## PCT 128

### Proposition 1 – State of Texas

Vote For 1

	TOTAL	VOTE %	
For	412	59.11%	
Against	285	40.89%	
Total Votes Cast	697	100.00%	
Overvotes	0		
Undervotes	21		
Contest Totals	718		

### Proposition 2 – State of Texas

Vote For 1

	TOTAL	VOTE %	
For	580	81.12%	
Against	135	18.88%	
Total Votes Cast	715	100.00%	
Overvotes	1		
Undervotes	2		
Contest Totals	718		

### Proposition 3 – State of Texas

Vote For 1

	TOTAL	VOTE %	
For	455	64.54%	
Against	250	35.46%	
Total Votes Cast	705	100.00%	
Overvotes	2		
Undervotes	11		
Contest Totals	718		

### Proposition 4 – State of Texas

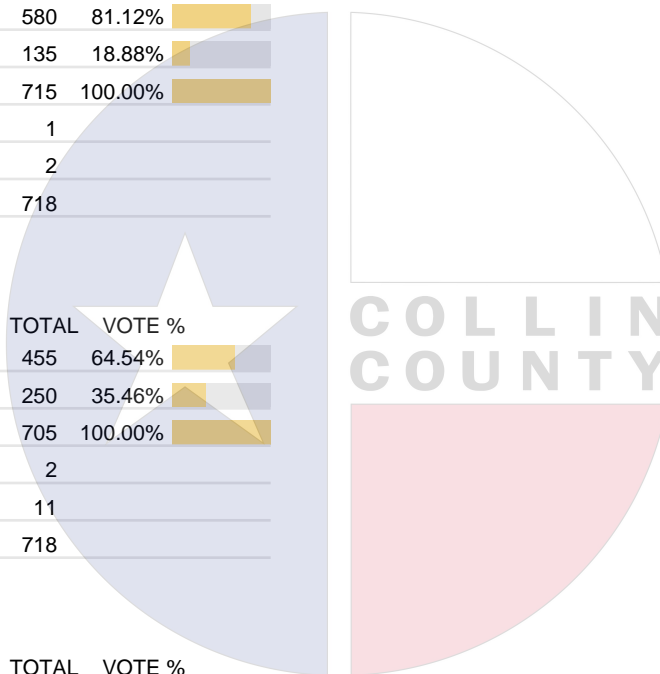
Vote For 1

	TOTAL	VOTE %	
For	460	65.06%	
Against	247	34.94%	
Total Votes Cast	707	100.00%	
Overvotes	0		
Undervotes	11		
Contest Totals	718		

### Proposition 5 – State of Texas

Vote For 1

	TOTAL	VOTE %	
For	523	75.58%	
Against	169	24.42%	
Total Votes Cast	692	100.00%	
Overvotes	0		
Undervotes	26		
Contest Totals	718		



Collin County Seal  
 Watermark Seal for Collin County.  
 Collin County Government

## PCT 128

### Proposition 6 – State of Texas

Vote For 1

	TOTAL	VOTE %	
For	470	68.51%	
Against	216	31.49%	
Total Votes Cast	686	100.00%	
Overvotes	1		
Undervotes	31		
Contest Totals	718		

### Proposition 7 – State of Texas

Vote For 1

	TOTAL	VOTE %	
For	628	88.83%	
Against	79	11.17%	
Total Votes Cast	707	100.00%	
Overvotes	0		
Undervotes	11		
Contest Totals	718		

### Proposition 8 – State of Texas

Vote For 1

	TOTAL	VOTE %	
For	597	83.61%	
Against	117	16.39%	
Total Votes Cast	714	100.00%	
Overvotes	0		
Undervotes	4		
Contest Totals	718		

### Proposition 9 – State of Texas

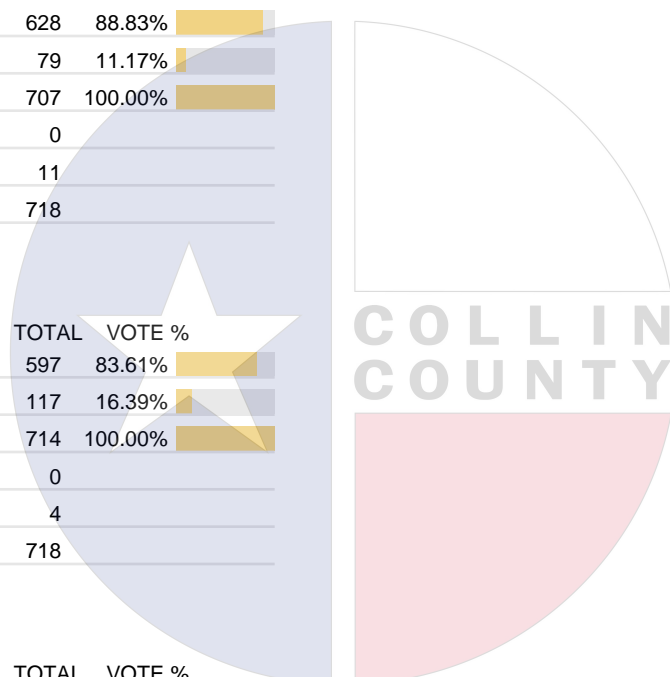
Vote For 1

	TOTAL	VOTE %	
For	525	74.79%	
Against	177	25.21%	
Total Votes Cast	702	100.00%	
Overvotes	0		
Undervotes	16		
Contest Totals	718		

### Proposition 10 – State of Texas

Vote For 1

	TOTAL	VOTE %	
For	641	91.18%	
Against	62	8.82%	
Total Votes Cast	703	100.00%	
Overvotes	0		
Undervotes	15		
Contest Totals	718		



Collin County Seal  
 Watermark Seal for Collin County.  
 Collin County Government

## PCT 128

### Proposition 11 – State of Texas

Vote For 1

	TOTAL	VOTE %	
For	569	79.92%	
Against	143	20.08%	
Total Votes Cast	712	100.00%	
Overvotes	0		
Undervotes	6		
Contest Totals	718		

### Proposition 12 – State of Texas

Vote For 1

	TOTAL	VOTE %	
For	470	67.34%	
Against	228	32.66%	
Total Votes Cast	698	100.00%	
Overvotes	0		
Undervotes	20		
Contest Totals	718		

### Proposition 13 – State of Texas

Vote For 1

	TOTAL	VOTE %	
For	635	88.81%	
Against	80	11.19%	
Total Votes Cast	715	100.00%	
Overvotes	0		
Undervotes	3		
Contest Totals	718		

### Proposition 14 – State of Texas

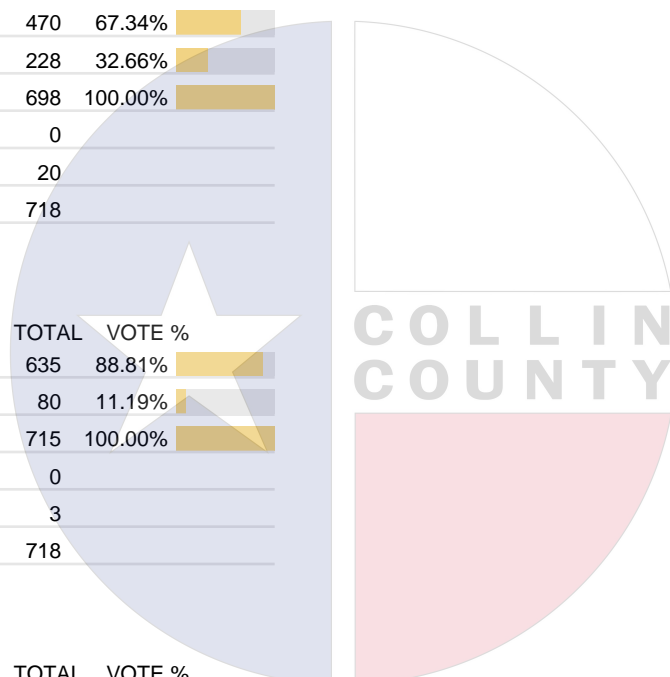
Vote For 1

	TOTAL	VOTE %	
For	404	57.22%	
Against	302	42.78%	
Total Votes Cast	706	100.00%	
Overvotes	0		
Undervotes	12		
Contest Totals	718		

### Proposition 15 – State of Texas

Vote For 1

	TOTAL	VOTE %	
For	538	76.20%	
Against	168	23.80%	
Total Votes Cast	706	100.00%	
Overvotes	0		
Undervotes	12		
Contest Totals	718		



Collin County Seal  
 Watermark Seal for Collin County.  
 Collin County Government

## PCT 128

### Proposition 16 – State of Texas

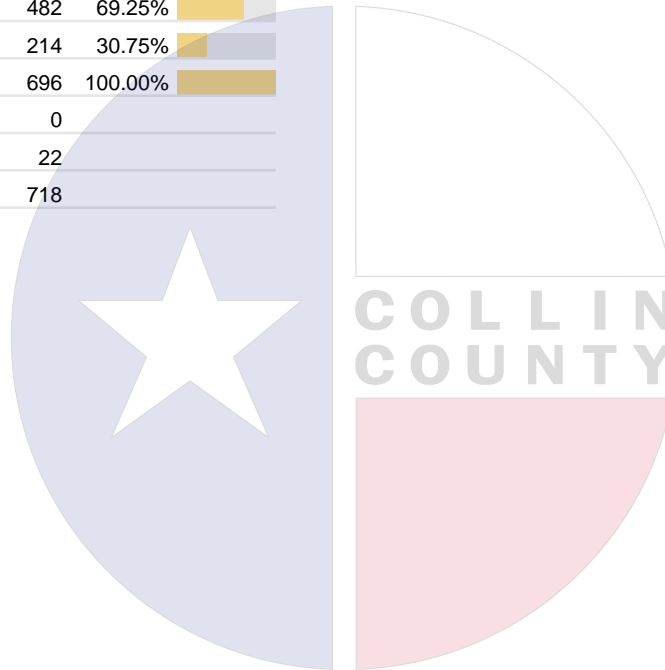
Vote For 1

	TOTAL	VOTE %	
For	583	81.88%	
Against	129	18.12%	
Total Votes Cast	712	100.00%	
Overvotes	1		
Undervotes	5		
Contest Totals	718		

### Proposition 17 – State of Texas

Vote For 1

	TOTAL	VOTE %	
For	482	69.25%	
Against	214	30.75%	
Total Votes Cast	696	100.00%	
Overvotes	0		
Undervotes	22		
Contest Totals	718		



Collin County Seal  
 Watermark Seal for Collin County.  
 Collin County Government

## PCT 129

### Proposition 1 – State of Texas

Vote For 1

	TOTAL	VOTE %	
For	463	69.62%	
Against	202	30.38%	
Total Votes Cast	665	100.00%	
Overvotes	0		
Undervotes	8		
Contest Totals	673		

### Proposition 2 – State of Texas

Vote For 1

	TOTAL	VOTE %	
For	473	70.39%	
Against	199	29.61%	
Total Votes Cast	672	100.00%	
Overvotes	0		
Undervotes	1		
Contest Totals	673		

### Proposition 3 – State of Texas

Vote For 1

	TOTAL	VOTE %	
For	400	59.79%	
Against	269	40.21%	
Total Votes Cast	669	100.00%	
Overvotes	0		
Undervotes	4		
Contest Totals	673		

### Proposition 4 – State of Texas

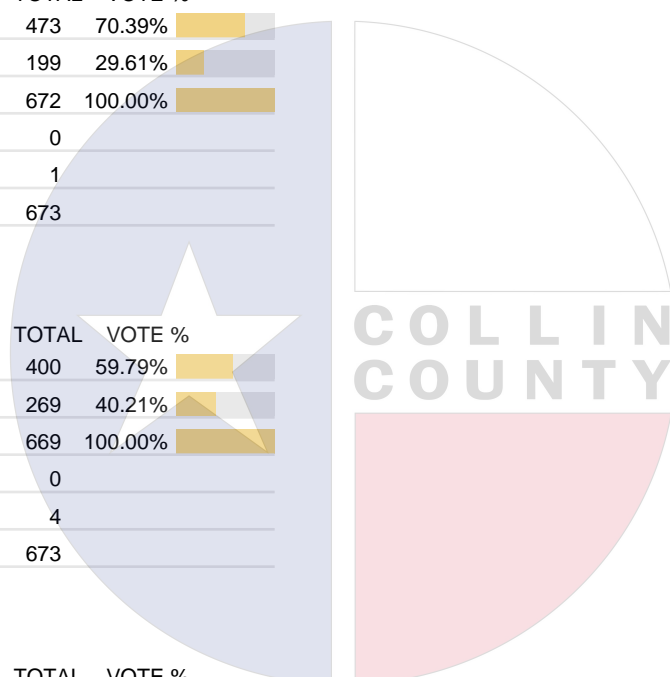
Vote For 1

	TOTAL	VOTE %	
For	480	72.29%	
Against	184	27.71%	
Total Votes Cast	664	100.00%	
Overvotes	0		
Undervotes	9		
Contest Totals	673		

### Proposition 5 – State of Texas

Vote For 1

	TOTAL	VOTE %	
For	465	70.03%	
Against	199	29.97%	
Total Votes Cast	664	100.00%	
Overvotes	0		
Undervotes	9		
Contest Totals	673		



Collin County Seal  
 Watermark Seal for Collin County.  
 Collin County Government

## PCT 129

### Proposition 6 – State of Texas

Vote For 1

	TOTAL	VOTE %	
For	396	59.91%	
Against	265	40.09%	
Total Votes Cast	661	100.00%	
Overvotes	0		
Undervotes	12		
Contest Totals	673		

### Proposition 7 – State of Texas

Vote For 1

	TOTAL	VOTE %	
For	592	88.76%	
Against	75	11.24%	
Total Votes Cast	667	100.00%	
Overvotes	1		
Undervotes	5		
Contest Totals	673		

### Proposition 8 – State of Texas

Vote For 1

	TOTAL	VOTE %	
For	497	74.18%	
Against	173	25.82%	
Total Votes Cast	670	100.00%	
Overvotes	0		
Undervotes	3		
Contest Totals	673		

### Proposition 9 – State of Texas

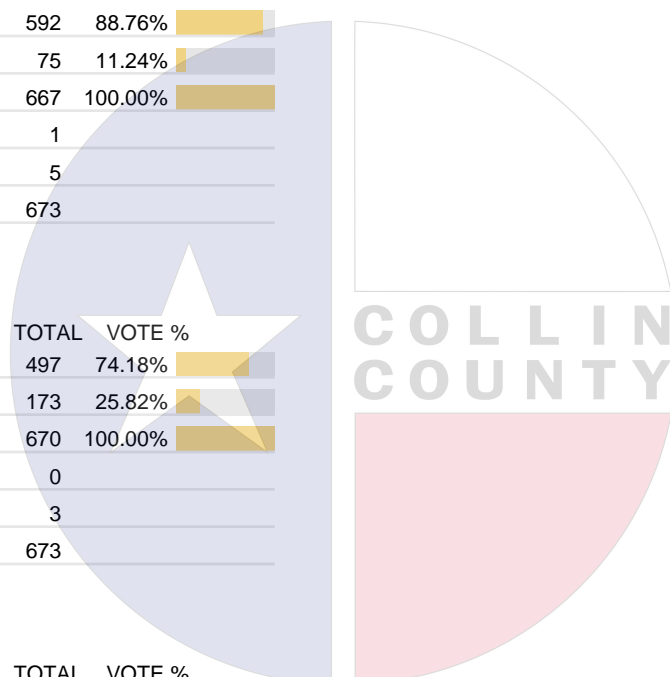
Vote For 1

	TOTAL	VOTE %	
For	485	73.26%	
Against	177	26.74%	
Total Votes Cast	662	100.00%	
Overvotes	0		
Undervotes	11		
Contest Totals	673		

### Proposition 10 – State of Texas

Vote For 1

	TOTAL	VOTE %	
For	597	89.51%	
Against	70	10.49%	
Total Votes Cast	667	100.00%	
Overvotes	0		
Undervotes	6		
Contest Totals	673		



Collin County Seal  
 Watermark Seal for Collin County.  
 Collin County Government

## PCT 129

### Proposition 11 – State of Texas

Vote For 1

	TOTAL	VOTE %	
For	535	79.97%	
Against	134	20.03%	
Total Votes Cast	669	100.00%	
Overvotes	0		
Undervotes	4		
Contest Totals	673		

### Proposition 12 – State of Texas

Vote For 1

	TOTAL	VOTE %	
For	403	60.97%	
Against	258	39.03%	
Total Votes Cast	661	100.00%	
Overvotes	1		
Undervotes	11		
Contest Totals	673		

### Proposition 13 – State of Texas

Vote For 1

	TOTAL	VOTE %	
For	559	83.43%	
Against	111	16.57%	
Total Votes Cast	670	100.00%	
Overvotes	0		
Undervotes	3		
Contest Totals	673		

### Proposition 14 – State of Texas

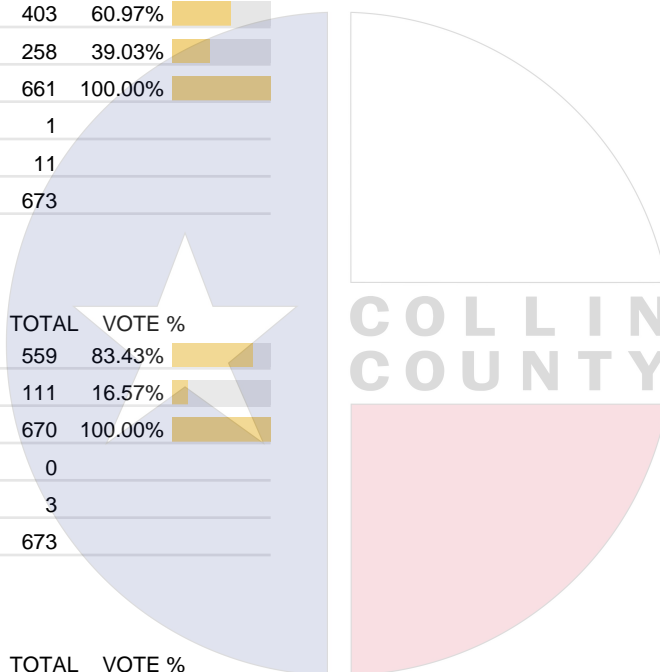
Vote For 1

	TOTAL	VOTE %	
For	453	67.81%	
Against	215	32.19%	
Total Votes Cast	668	100.00%	
Overvotes	0		
Undervotes	5		
Contest Totals	673		

### Proposition 15 – State of Texas

Vote For 1

	TOTAL	VOTE %	
For	471	70.51%	
Against	197	29.49%	
Total Votes Cast	668	100.00%	
Overvotes	0		
Undervotes	5		
Contest Totals	673		



Collin County Seal  
 Watermark Seal for Collin County.  
 Collin County Government

## PCT 129

### Proposition 16 – State of Texas

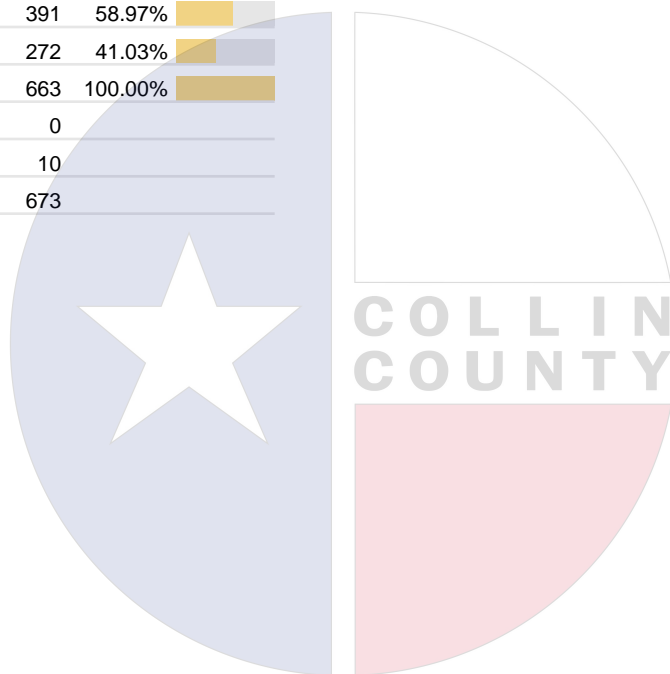
Vote For 1

	TOTAL	VOTE %	
For	478	71.34%	
Against	192	28.66%	
Total Votes Cast	670	100.00%	
Overvotes	1		
Undervotes	2		
Contest Totals	673		

### Proposition 17 – State of Texas

Vote For 1

	TOTAL	VOTE %	
For	391	58.97%	
Against	272	41.03%	
Total Votes Cast	663	100.00%	
Overvotes	0		
Undervotes	10		
Contest Totals	673		



Collin County Seal  
 Watermark Seal for Collin County.  
 Collin County Government

## PCT 130

### Proposition 1 – State of Texas

Vote For 1

	TOTAL	VOTE %	
For	467	75.44%	
Against	152	24.56%	
Total Votes Cast	619	100.00%	
Overvotes	1		
Undervotes	5		
Contest Totals	625		

### Proposition 2 – State of Texas

Vote For 1

	TOTAL	VOTE %	
For	352	56.77%	
Against	268	43.23%	
Total Votes Cast	620	100.00%	
Overvotes	0		
Undervotes	5		
Contest Totals	625		

### Proposition 3 – State of Texas

Vote For 1

	TOTAL	VOTE %	
For	293	47.41%	
Against	325	52.59%	
Total Votes Cast	618	100.00%	
Overvotes	0		
Undervotes	7		
Contest Totals	625		

### Proposition 4 – State of Texas

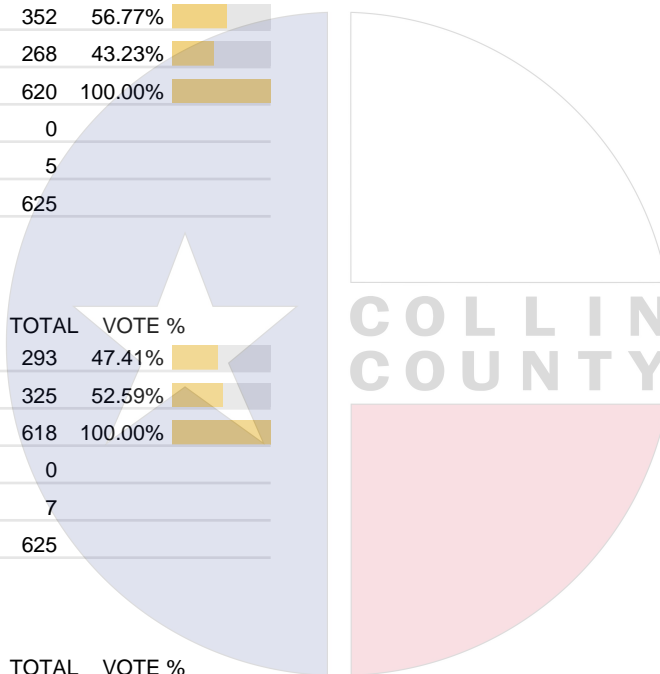
Vote For 1

	TOTAL	VOTE %	
For	493	79.90%	
Against	124	20.10%	
Total Votes Cast	617	100.00%	
Overvotes	0		
Undervotes	8		
Contest Totals	625		

### Proposition 5 – State of Texas

Vote For 1

	TOTAL	VOTE %	
For	420	68.52%	
Against	193	31.48%	
Total Votes Cast	613	100.00%	
Overvotes	0		
Undervotes	12		
Contest Totals	625		



Collin County Seal  
 Watermark Seal for Collin County.  
 Collin County Government

### PCT 130

#### Proposition 6 – State of Texas

Vote For 1

	TOTAL	VOTE %	
For	263	42.90%	
Against	350	57.10%	
Total Votes Cast	613	100.00%	
Overvotes	0		
Undervotes	12		
Contest Totals	625		

#### Proposition 7 – State of Texas

Vote For 1

	TOTAL	VOTE %	
For	551	89.01%	
Against	68	10.99%	
Total Votes Cast	619	100.00%	
Overvotes	0		
Undervotes	6		
Contest Totals	625		

#### Proposition 8 – State of Texas

Vote For 1

	TOTAL	VOTE %	
For	371	60.03%	
Against	247	39.97%	
Total Votes Cast	618	100.00%	
Overvotes	1		
Undervotes	6		
Contest Totals	625		

#### Proposition 9 – State of Texas

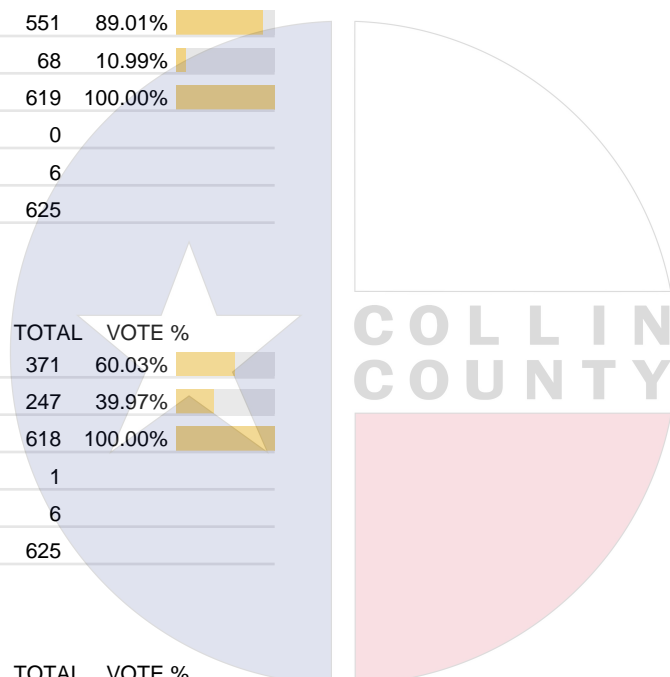
Vote For 1

	TOTAL	VOTE %	
For	437	70.71%	
Against	181	29.29%	
Total Votes Cast	618	100.00%	
Overvotes	0		
Undervotes	7		
Contest Totals	625		

#### Proposition 10 – State of Texas

Vote For 1

	TOTAL	VOTE %	
For	565	91.13%	
Against	55	8.87%	
Total Votes Cast	620	100.00%	
Overvotes	0		
Undervotes	5		
Contest Totals	625		



Collin County Seal  
 Watermark Seal for Collin County.  
 Collin County Government

## PCT 130

### Proposition 11 – State of Texas

Vote For 1

	TOTAL	VOTE %	
For	512	81.92%	
Against	113	18.08%	
Total Votes Cast	625	100.00%	
Overvotes	0		
Undervotes	0		
Contest Totals	625		

### Proposition 12 – State of Texas

Vote For 1

	TOTAL	VOTE %	
For	285	46.27%	
Against	331	53.73%	
Total Votes Cast	616	100.00%	
Overvotes	0		
Undervotes	9		
Contest Totals	625		

### Proposition 13 – State of Texas

Vote For 1

	TOTAL	VOTE %	
For	534	85.85%	
Against	88	14.15%	
Total Votes Cast	622	100.00%	
Overvotes	1		
Undervotes	2		
Contest Totals	625		

### Proposition 14 – State of Texas

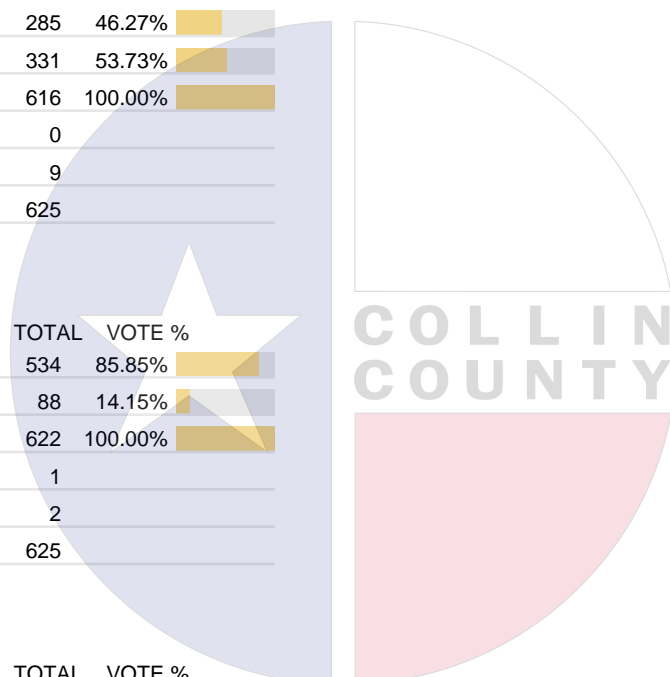
Vote For 1

	TOTAL	VOTE %	
For	458	73.99%	
Against	161	26.01%	
Total Votes Cast	619	100.00%	
Overvotes	0		
Undervotes	6		
Contest Totals	625		

### Proposition 15 – State of Texas

Vote For 1

	TOTAL	VOTE %	
For	332	53.46%	
Against	289	46.54%	
Total Votes Cast	621	100.00%	
Overvotes	0		
Undervotes	4		
Contest Totals	625		



Collin County Seal  
 Watermark Seal for Collin County.  
 Collin County Government

### PCT 130

#### Proposition 16 – State of Texas

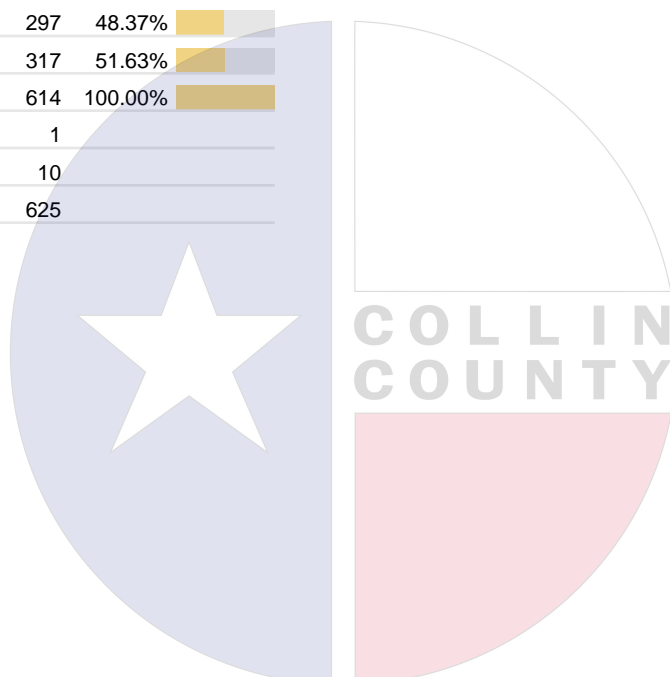
Vote For 1

	TOTAL	VOTE %	
For	361	58.13%	
Against	260	41.87%	
Total Votes Cast	621	100.00%	
Overvotes	0		
Undervotes	4		
Contest Totals	625		

#### Proposition 17 – State of Texas

Vote For 1

	TOTAL	VOTE %	
For	297	48.37%	
Against	317	51.63%	
Total Votes Cast	614	100.00%	
Overvotes	1		
Undervotes	10		
Contest Totals	625		



Collin County Seal  
 Watermark Seal for Collin County.  
 Collin County Government

## PCT 131

### Proposition 1 – State of Texas

Vote For 1

	TOTAL	VOTE %	
For	358	68.71%	
Against	163	31.29%	
Total Votes Cast	521	100.00%	
Overvotes	0		
Undervotes	8		
Contest Totals	529		

### Proposition 2 – State of Texas

Vote For 1

	TOTAL	VOTE %	
For	372	70.45%	
Against	156	29.55%	
Total Votes Cast	528	100.00%	
Overvotes	0		
Undervotes	1		
Contest Totals	529		

### Proposition 3 – State of Texas

Vote For 1

	TOTAL	VOTE %	
For	320	60.72%	
Against	207	39.28%	
Total Votes Cast	527	100.00%	
Overvotes	0		
Undervotes	2		
Contest Totals	529		

### Proposition 4 – State of Texas

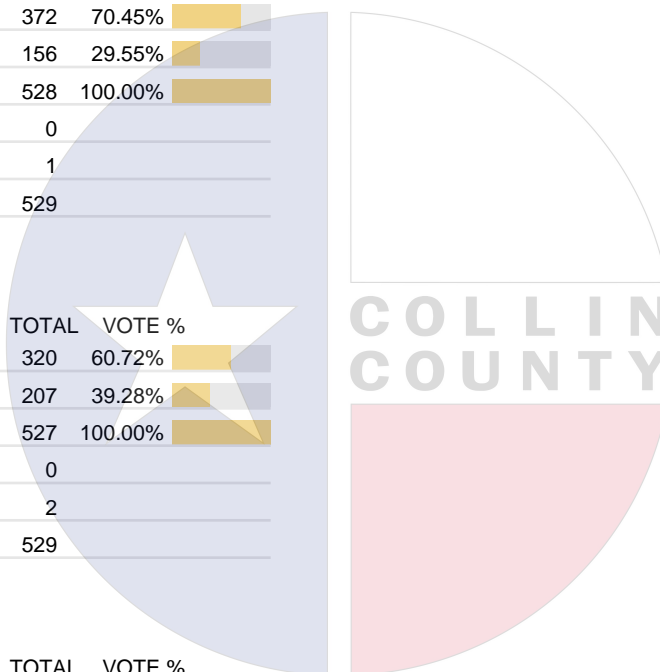
Vote For 1

	TOTAL	VOTE %	
For	361	69.42%	
Against	159	30.58%	
Total Votes Cast	520	100.00%	
Overvotes	0		
Undervotes	9		
Contest Totals	529		

### Proposition 5 – State of Texas

Vote For 1

	TOTAL	VOTE %	
For	351	67.63%	
Against	168	32.37%	
Total Votes Cast	519	100.00%	
Overvotes	0		
Undervotes	10		
Contest Totals	529		



Collin County Seal  
 Watermark Seal for Collin County.  
 Collin County Government

## PCT 131

### Proposition 6 – State of Texas

Vote For 1

	TOTAL	VOTE %	
For	320	61.90%	
Against	197	38.10%	
Total Votes Cast	517	100.00%	
Overvotes	0		
Undervotes	12		
Contest Totals	529		

### Proposition 7 – State of Texas

Vote For 1

	TOTAL	VOTE %	
For	457	86.72%	
Against	70	13.28%	
Total Votes Cast	527	100.00%	
Overvotes	0		
Undervotes	2		
Contest Totals	529		

### Proposition 8 – State of Texas

Vote For 1

	TOTAL	VOTE %	
For	403	76.33%	
Against	125	23.67%	
Total Votes Cast	528	100.00%	
Overvotes	0		
Undervotes	1		
Contest Totals	529		

### Proposition 9 – State of Texas

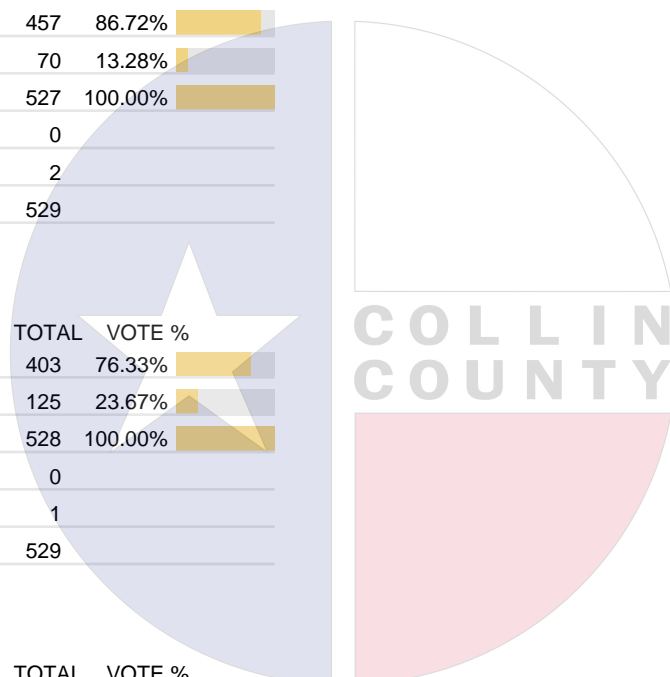
Vote For 1

	TOTAL	VOTE %	
For	377	71.95%	
Against	147	28.05%	
Total Votes Cast	524	100.00%	
Overvotes	0		
Undervotes	5		
Contest Totals	529		

### Proposition 10 – State of Texas

Vote For 1

	TOTAL	VOTE %	
For	478	90.87%	
Against	48	9.13%	
Total Votes Cast	526	100.00%	
Overvotes	0		
Undervotes	3		
Contest Totals	529		



Collin County Seal  
 Watermark Seal for Collin County.  
 Collin County Government

## PCT 131

### Proposition 11 – State of Texas

Vote For 1

	TOTAL	VOTE %	
For	437	82.77%	
Against	91	17.23%	
Total Votes Cast	528	100.00%	
Overvotes	0		
Undervotes	1		
Contest Totals	529		

### Proposition 12 – State of Texas

Vote For 1

	TOTAL	VOTE %	
For	299	57.50%	
Against	221	42.50%	
Total Votes Cast	520	100.00%	
Overvotes	0		
Undervotes	9		
Contest Totals	529		

### Proposition 13 – State of Texas

Vote For 1

	TOTAL	VOTE %	
For	461	87.48%	
Against	66	12.52%	
Total Votes Cast	527	100.00%	
Overvotes	1		
Undervotes	1		
Contest Totals	529		

### Proposition 14 – State of Texas

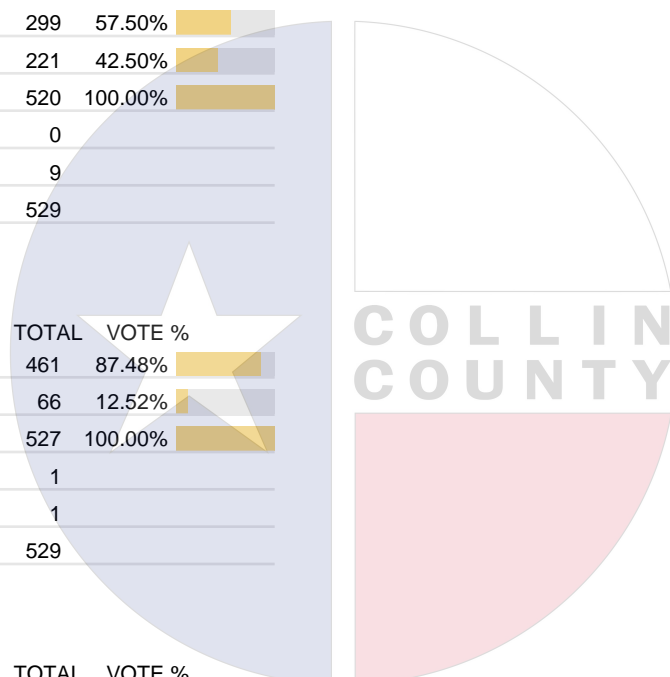
Vote For 1

	TOTAL	VOTE %	
For	321	61.97%	
Against	197	38.03%	
Total Votes Cast	518	100.00%	
Overvotes	1		
Undervotes	10		
Contest Totals	529		

### Proposition 15 – State of Texas

Vote For 1

	TOTAL	VOTE %	
For	366	69.71%	
Against	159	30.29%	
Total Votes Cast	525	100.00%	
Overvotes	0		
Undervotes	4		
Contest Totals	529		






Collin County Seal  
 Watermark Seal for Collin County.  
 Collin County Government

## PCT 131




### Proposition 16 – State of Texas

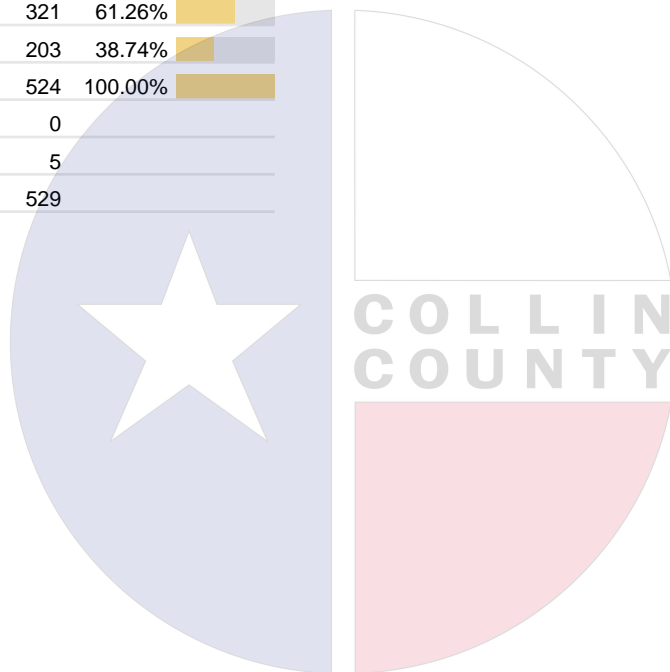
Vote For 1

	TOTAL	VOTE %	
For	378	72.00%	
Against	147	28.00%	
Total Votes Cast	525	100.00%	
Overvotes	1		
Undervotes	3		
Contest Totals	529		

### Proposition 17 – State of Texas

Vote For 1

	TOTAL	VOTE %	
For	321	61.26%	
Against	203	38.74%	
Total Votes Cast	524	100.00%	
Overvotes	0		
Undervotes	5		
Contest Totals	529		



Collin County Seal  
 Watermark Seal for Collin County.  
 Collin County Government

## PCT 132

### Proposition 1 – State of Texas

Vote For 1

	TOTAL	VOTE %	
For	358	71.31%	
Against	144	28.69%	
Total Votes Cast	502	100.00%	
Overvotes	1		
Undervotes	10		
Contest Totals	513		

### Proposition 2 – State of Texas

Vote For 1

	TOTAL	VOTE %	
For	303	60.00%	
Against	202	40.00%	
Total Votes Cast	505	100.00%	
Overvotes	0		
Undervotes	8		
Contest Totals	513		

### Proposition 3 – State of Texas

Vote For 1

	TOTAL	VOTE %	
For	253	50.20%	
Against	251	49.80%	
Total Votes Cast	504	100.00%	
Overvotes	0		
Undervotes	9		
Contest Totals	513		

### Proposition 4 – State of Texas

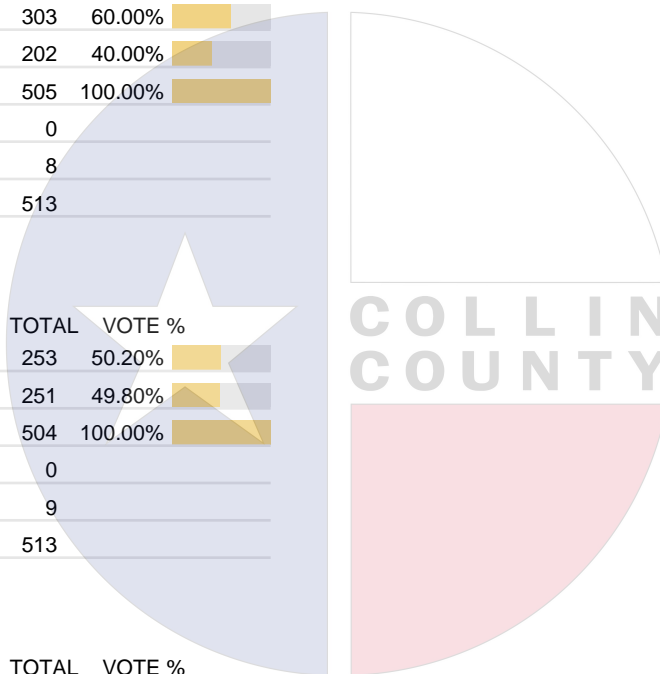
Vote For 1

	TOTAL	VOTE %	
For	376	74.31%	
Against	130	25.69%	
Total Votes Cast	506	100.00%	
Overvotes	0		
Undervotes	7		
Contest Totals	513		

### Proposition 5 – State of Texas

Vote For 1

	TOTAL	VOTE %	
For	312	63.16%	
Against	182	36.84%	
Total Votes Cast	494	100.00%	
Overvotes	0		
Undervotes	19		
Contest Totals	513		



Collin County Seal  
 Watermark Seal for Collin County.  
 Collin County Government

## PCT 132

### Proposition 6 – State of Texas

Vote For 1

	TOTAL	VOTE %	
For	253	50.91%	
Against	244	49.09%	
Total Votes Cast	497	100.00%	
Overvotes	1		
Undervotes	15		
Contest Totals	513		

### Proposition 7 – State of Texas

Vote For 1

	TOTAL	VOTE %	
For	436	86.17%	
Against	70	13.83%	
Total Votes Cast	506	100.00%	
Overvotes	0		
Undervotes	7		
Contest Totals	513		

### Proposition 8 – State of Texas

Vote For 1

	TOTAL	VOTE %	
For	331	65.94%	
Against	171	34.06%	
Total Votes Cast	502	100.00%	
Overvotes	0		
Undervotes	11		
Contest Totals	513		

### Proposition 9 – State of Texas

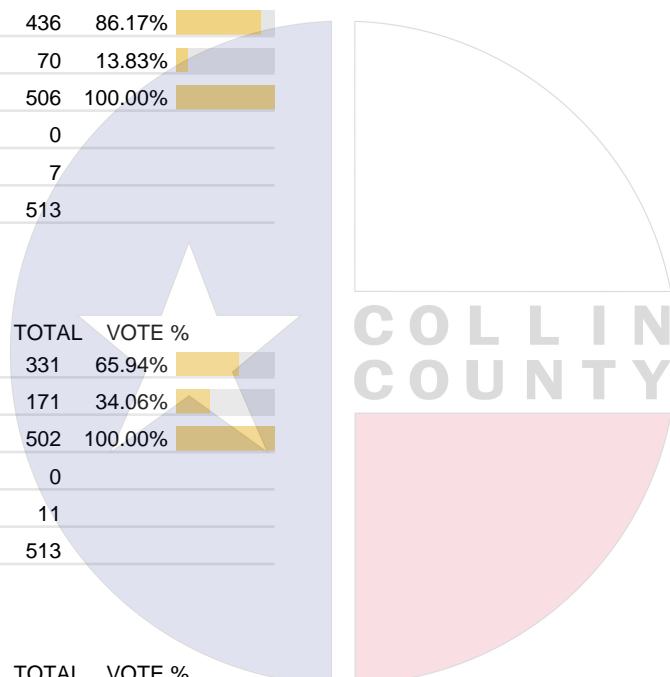
Vote For 1

	TOTAL	VOTE %	
For	328	65.86%	
Against	170	34.14%	
Total Votes Cast	498	100.00%	
Overvotes	0		
Undervotes	15		
Contest Totals	513		

### Proposition 10 – State of Texas

Vote For 1

	TOTAL	VOTE %	
For	428	84.58%	
Against	78	15.42%	
Total Votes Cast	506	100.00%	
Overvotes	0		
Undervotes	7		
Contest Totals	513		



Collin County Seal  
 Watermark Seal for Collin County.  
 Collin County Government

## PCT 132

### Proposition 11 – State of Texas

Vote For 1

	TOTAL	VOTE %	
For	401	78.63%	
Against	109	21.37%	
Total Votes Cast	510	100.00%	
Overvotes	0		
Undervotes	3		
Contest Totals	513		

### Proposition 12 – State of Texas

Vote For 1

	TOTAL	VOTE %	
For	258	51.60%	
Against	242	48.40%	
Total Votes Cast	500	100.00%	
Overvotes	0		
Undervotes	13		
Contest Totals	513		

### Proposition 13 – State of Texas

Vote For 1

	TOTAL	VOTE %	
For	403	78.86%	
Against	108	21.14%	
Total Votes Cast	511	100.00%	
Overvotes	0		
Undervotes	2		
Contest Totals	513		

### Proposition 14 – State of Texas

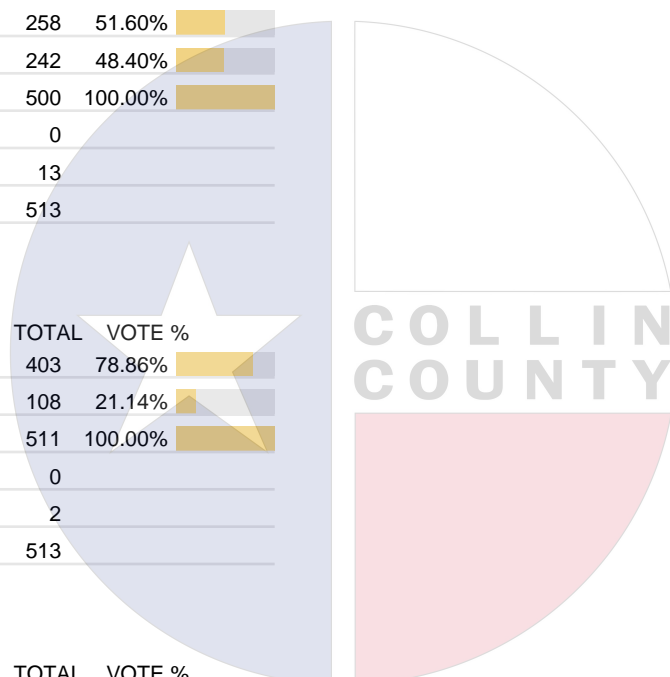
Vote For 1

	TOTAL	VOTE %	
For	371	73.47%	
Against	134	26.53%	
Total Votes Cast	505	100.00%	
Overvotes	0		
Undervotes	8		
Contest Totals	513		

### Proposition 15 – State of Texas

Vote For 1

	TOTAL	VOTE %	
For	285	56.21%	
Against	222	43.79%	
Total Votes Cast	507	100.00%	
Overvotes	0		
Undervotes	6		
Contest Totals	513		



Collin County Seal  
 Watermark Seal for Collin County.  
 Collin County Government

## PCT 132

### Proposition 16 – State of Texas

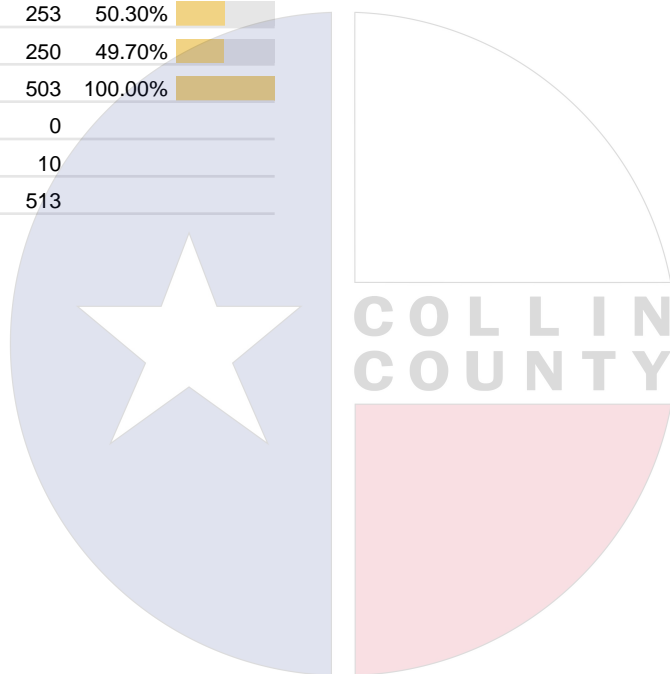
Vote For 1

	TOTAL	VOTE %	
For	292	57.37%	
Against	217	42.63%	
Total Votes Cast	509	100.00%	
Overvotes	0		
Undervotes	4		
Contest Totals	513		

### Proposition 17 – State of Texas

Vote For 1

	TOTAL	VOTE %	
For	253	50.30%	
Against	250	49.70%	
Total Votes Cast	503	100.00%	
Overvotes	0		
Undervotes	10		
Contest Totals	513		



Collin County Seal  
 Watermark Seal for Collin County.  
 Collin County Government

## PCT 133

### Proposition 1 – State of Texas

Vote For 1

	TOTAL	VOTE %	
For	238	70.62%	
Against	99	29.38%	
Total Votes Cast	337	100.00%	
Overvotes	0		
Undervotes	3		
Contest Totals	340		

### Proposition 2 – State of Texas

Vote For 1

	TOTAL	VOTE %	
For	220	65.09%	
Against	118	34.91%	
Total Votes Cast	338	100.00%	
Overvotes	0		
Undervotes	2		
Contest Totals	340		

### Proposition 3 – State of Texas

Vote For 1

	TOTAL	VOTE %	
For	176	52.07%	
Against	162	47.93%	
Total Votes Cast	338	100.00%	
Overvotes	0		
Undervotes	2		
Contest Totals	340		

### Proposition 4 – State of Texas

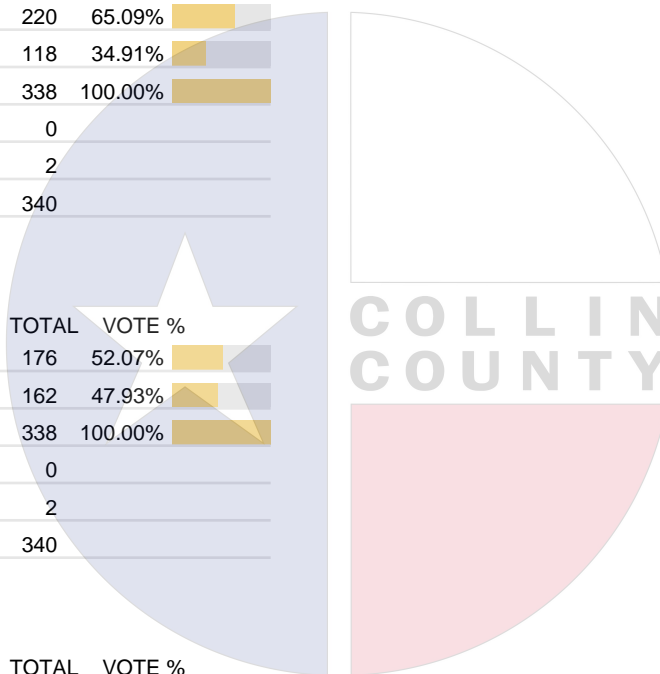
Vote For 1

	TOTAL	VOTE %	
For	235	69.32%	
Against	104	30.68%	
Total Votes Cast	339	100.00%	
Overvotes	0		
Undervotes	1		
Contest Totals	340		

### Proposition 5 – State of Texas

Vote For 1

	TOTAL	VOTE %	
For	241	71.73%	
Against	95	28.27%	
Total Votes Cast	336	100.00%	
Overvotes	0		
Undervotes	4		
Contest Totals	340		



Collin County Seal  
 Watermark Seal for Collin County.  
 Collin County Government

### PCT 133

#### Proposition 6 – State of Texas

Vote For 1

	TOTAL	VOTE %	
For	180	54.38%	
Against	151	45.62%	
Total Votes Cast	331	100.00%	
Overvotes	0		
Undervotes	9		
Contest Totals	340		

#### Proposition 7 – State of Texas

Vote For 1

	TOTAL	VOTE %	
For	299	88.46%	
Against	39	11.54%	
Total Votes Cast	338	100.00%	
Overvotes	1		
Undervotes	1		
Contest Totals	340		

#### Proposition 8 – State of Texas

Vote For 1

	TOTAL	VOTE %	
For	233	69.14%	
Against	104	30.86%	
Total Votes Cast	337	100.00%	
Overvotes	1		
Undervotes	2		
Contest Totals	340		

#### Proposition 9 – State of Texas

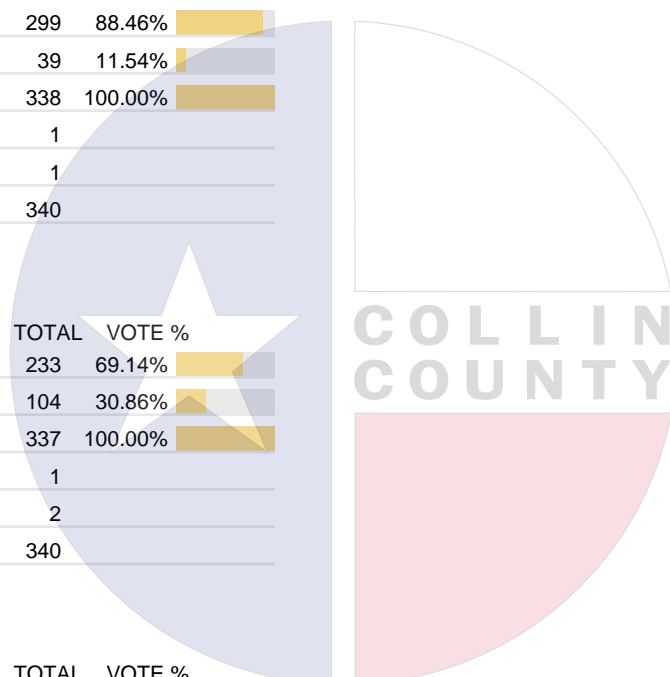
Vote For 1

	TOTAL	VOTE %	
For	239	70.92%	
Against	98	29.08%	
Total Votes Cast	337	100.00%	
Overvotes	0		
Undervotes	3		
Contest Totals	340		

#### Proposition 10 – State of Texas

Vote For 1

	TOTAL	VOTE %	
For	307	91.37%	
Against	29	8.63%	
Total Votes Cast	336	100.00%	
Overvotes	1		
Undervotes	3		
Contest Totals	340		



Collin County Seal  
 Watermark Seal for Collin County.  
 Collin County Government

### PCT 133

#### Proposition 11 – State of Texas

Vote For 1

	TOTAL	VOTE %	
For	269	79.82%	
Against	68	20.18%	
Total Votes Cast	337	100.00%	
Overvotes	0		
Undervotes	3		
Contest Totals	340		

#### Proposition 12 – State of Texas

Vote For 1

	TOTAL	VOTE %	
For	202	60.30%	
Against	133	39.70%	
Total Votes Cast	335	100.00%	
Overvotes	0		
Undervotes	5		
Contest Totals	340		

#### Proposition 13 – State of Texas

Vote For 1

	TOTAL	VOTE %	
For	272	80.24%	
Against	67	19.76%	
Total Votes Cast	339	100.00%	
Overvotes	0		
Undervotes	1		
Contest Totals	340		

#### Proposition 14 – State of Texas

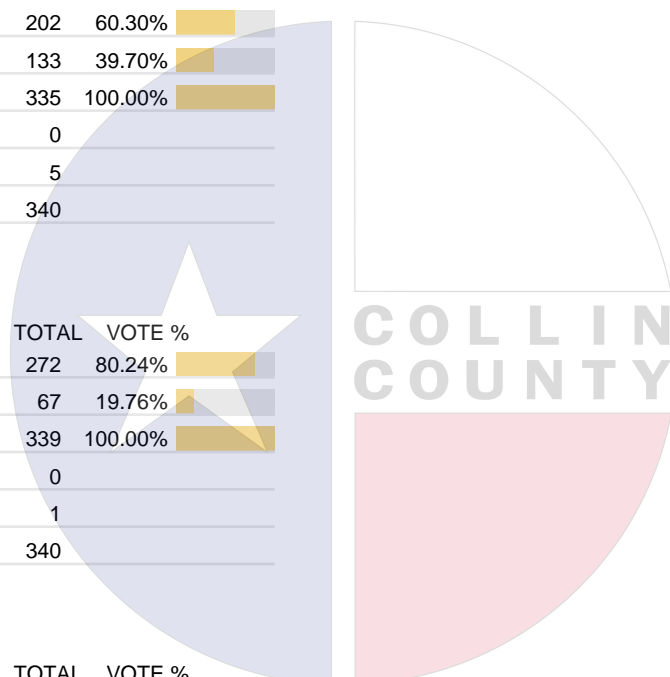
Vote For 1

	TOTAL	VOTE %	
For	243	72.32%	
Against	93	27.68%	
Total Votes Cast	336	100.00%	
Overvotes	0		
Undervotes	4		
Contest Totals	340		

#### Proposition 15 – State of Texas

Vote For 1

	TOTAL	VOTE %	
For	225	66.77%	
Against	112	33.23%	
Total Votes Cast	337	100.00%	
Overvotes	0		
Undervotes	3		
Contest Totals	340		



Collin County Seal  
 Watermark Seal for Collin County.  
 Collin County Government

### PCT 133

#### Proposition 16 – State of Texas

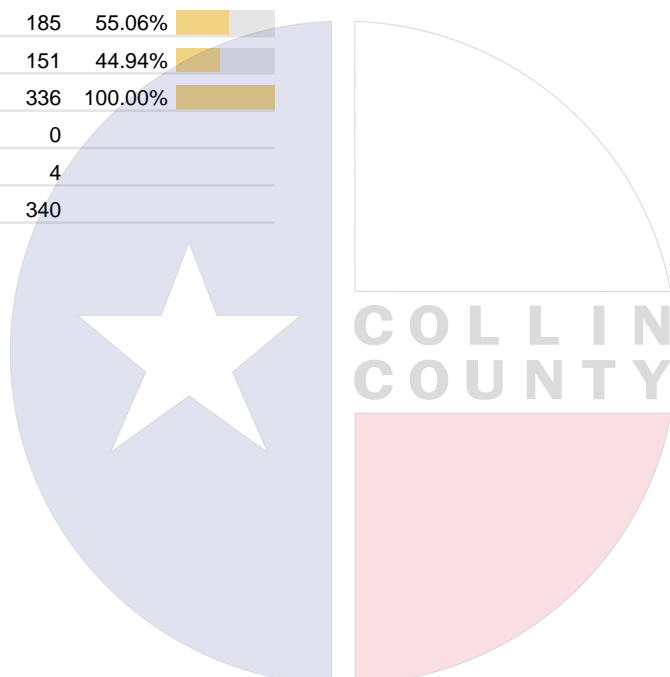
Vote For 1

	TOTAL	VOTE %	
For	229	67.75%	
Against	109	32.25%	
Total Votes Cast	338	100.00%	
Overvotes	0		
Undervotes	2		
Contest Totals	340		

#### Proposition 17 – State of Texas

Vote For 1

	TOTAL	VOTE %	
For	185	55.06%	
Against	151	44.94%	
Total Votes Cast	336	100.00%	
Overvotes	0		
Undervotes	4		
Contest Totals	340		



Collin County Seal  
 Watermark Seal for Collin County.  
 Collin County Government

## PCT 134

### Proposition 1 – State of Texas

Vote For 1

	TOTAL	VOTE %	
For	309	71.69%	
Against	122	28.31%	
Total Votes Cast	431	100.00%	
Overvotes	0		
Undervotes	1		
Contest Totals	432		

### Proposition 2 – State of Texas

Vote For 1

	TOTAL	VOTE %	
For	258	59.86%	
Against	173	40.14%	
Total Votes Cast	431	100.00%	
Overvotes	0		
Undervotes	1		
Contest Totals	432		

### Proposition 3 – State of Texas

Vote For 1

	TOTAL	VOTE %	
For	210	48.61%	
Against	222	51.39%	
Total Votes Cast	432	100.00%	
Overvotes	0		
Undervotes	0		
Contest Totals	432		

### Proposition 4 – State of Texas

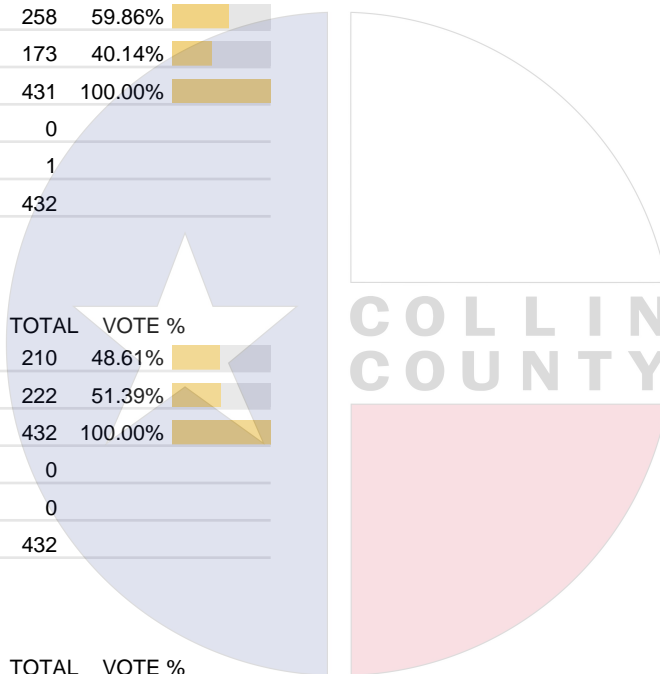
Vote For 1

	TOTAL	VOTE %	
For	321	74.65%	
Against	109	25.35%	
Total Votes Cast	430	100.00%	
Overvotes	1		
Undervotes	1		
Contest Totals	432		

### Proposition 5 – State of Texas

Vote For 1

	TOTAL	VOTE %	
For	267	62.38%	
Against	161	37.62%	
Total Votes Cast	428	100.00%	
Overvotes	0		
Undervotes	4		
Contest Totals	432		



## PCT 134

### Proposition 6 – State of Texas

Vote For 1

	TOTAL	VOTE %	
For	219	51.05%	
Against	210	48.95%	
Total Votes Cast	429	100.00%	
Overvotes	1		
Undervotes	2		
Contest Totals	432		

### Proposition 7 – State of Texas

Vote For 1

	TOTAL	VOTE %	
For	370	86.05%	
Against	60	13.95%	
Total Votes Cast	430	100.00%	
Overvotes	0		
Undervotes	2		
Contest Totals	432		

### Proposition 8 – State of Texas

Vote For 1

	TOTAL	VOTE %	
For	286	66.36%	
Against	145	33.64%	
Total Votes Cast	431	100.00%	
Overvotes	0		
Undervotes	1		
Contest Totals	432		

### Proposition 9 – State of Texas

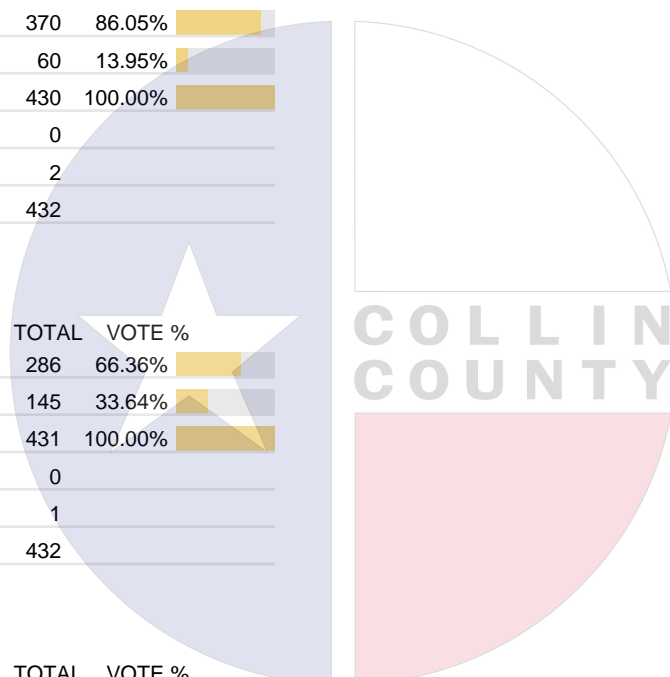
Vote For 1

	TOTAL	VOTE %	
For	290	67.44%	
Against	140	32.56%	
Total Votes Cast	430	100.00%	
Overvotes	0		
Undervotes	2		
Contest Totals	432		

### Proposition 10 – State of Texas

Vote For 1

	TOTAL	VOTE %	
For	383	89.07%	
Against	47	10.93%	
Total Votes Cast	430	100.00%	
Overvotes	0		
Undervotes	2		
Contest Totals	432		



Collin County Seal  
 Watermark Seal for Collin County.  
 Collin County Government

## PCT 134

### Proposition 11 – State of Texas

Vote For 1

	TOTAL	VOTE %	
For	327	76.05%	
Against	103	23.95%	
Total Votes Cast	430	100.00%	
Overvotes	2		
Undervotes	0		
Contest Totals	432		

### Proposition 12 – State of Texas

Vote For 1

	TOTAL	VOTE %	
For	240	55.94%	
Against	189	44.06%	
Total Votes Cast	429	100.00%	
Overvotes	0		
Undervotes	3		
Contest Totals	432		

### Proposition 13 – State of Texas

Vote For 1

	TOTAL	VOTE %	
For	342	79.53%	
Against	88	20.47%	
Total Votes Cast	430	100.00%	
Overvotes	0		
Undervotes	2		
Contest Totals	432		

### Proposition 14 – State of Texas

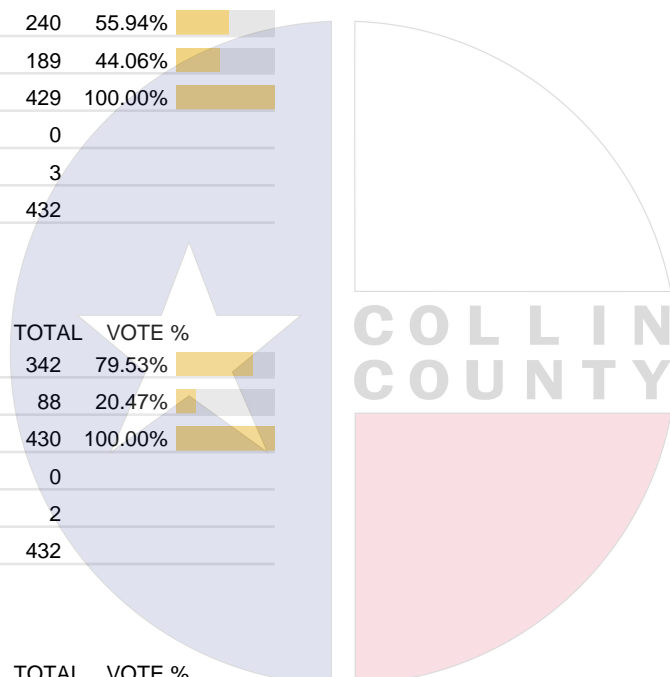
Vote For 1

	TOTAL	VOTE %	
For	299	69.70%	
Against	130	30.30%	
Total Votes Cast	429	100.00%	
Overvotes	0		
Undervotes	3		
Contest Totals	432		

### Proposition 15 – State of Texas

Vote For 1

	TOTAL	VOTE %	
For	259	60.09%	
Against	172	39.91%	
Total Votes Cast	431	100.00%	
Overvotes	0		
Undervotes	1		
Contest Totals	432		



Collin County Seal  
 Watermark Seal for Collin County.  
 Collin County Government

## PCT 134

### Proposition 16 – State of Texas

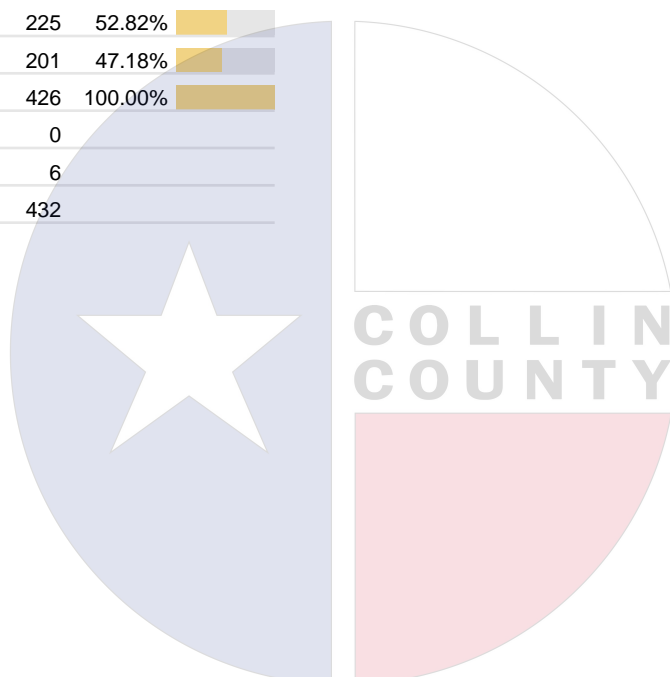
Vote For 1

	TOTAL	VOTE %	
For	272	63.26%	
Against	158	36.74%	
Total Votes Cast	430	100.00%	
Overvotes	0		
Undervotes	2		
Contest Totals	432		

### Proposition 17 – State of Texas

Vote For 1

	TOTAL	VOTE %	
For	225	52.82%	
Against	201	47.18%	
Total Votes Cast	426	100.00%	
Overvotes	0		
Undervotes	6		
Contest Totals	432		



Collin County Seal  
 Watermark Seal for Collin County.  
 Collin County Government

## PCT 135

### Proposition 1 – State of Texas

Vote For 1

	TOTAL	VOTE %	
For	434	74.06%	
Against	152	25.94%	
Total Votes Cast	586	100.00%	
Overvotes	1		
Undervotes	5		
Contest Totals	592		

### Proposition 2 – State of Texas

Vote For 1

	TOTAL	VOTE %	
For	345	58.77%	
Against	242	41.23%	
Total Votes Cast	587	100.00%	
Overvotes	1		
Undervotes	4		
Contest Totals	592		

### Proposition 3 – State of Texas

Vote For 1

	TOTAL	VOTE %	
For	286	48.72%	
Against	301	51.28%	
Total Votes Cast	587	100.00%	
Overvotes	0		
Undervotes	5		
Contest Totals	592		

### Proposition 4 – State of Texas

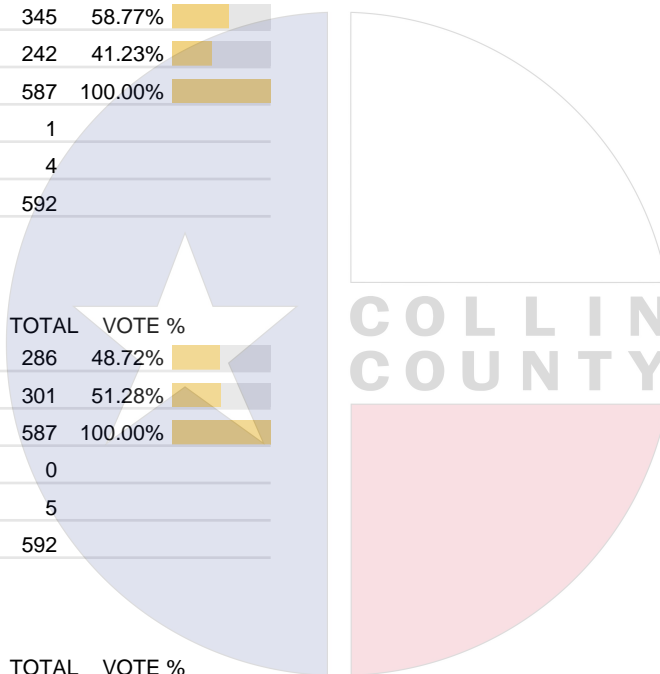
Vote For 1

	TOTAL	VOTE %	
For	444	76.68%	
Against	135	23.32%	
Total Votes Cast	579	100.00%	
Overvotes	1		
Undervotes	12		
Contest Totals	592		

### Proposition 5 – State of Texas

Vote For 1

	TOTAL	VOTE %	
For	371	64.52%	
Against	204	35.48%	
Total Votes Cast	575	100.00%	
Overvotes	2		
Undervotes	15		
Contest Totals	592		



Collin County Seal  
 Watermark Seal for Collin County.  
 Collin County Government

## PCT 135

### Proposition 6 – State of Texas

Vote For 1

	TOTAL	VOTE %	
For	284	49.05%	
Against	295	50.95%	
Total Votes Cast	579	100.00%	
Overvotes	2		
Undervotes	11		
Contest Totals	592		

### Proposition 7 – State of Texas

Vote For 1

	TOTAL	VOTE %	
For	508	86.84%	
Against	77	13.16%	
Total Votes Cast	585	100.00%	
Overvotes	1		
Undervotes	6		
Contest Totals	592		

### Proposition 8 – State of Texas

Vote For 1

	TOTAL	VOTE %	
For	371	63.53%	
Against	213	36.47%	
Total Votes Cast	584	100.00%	
Overvotes	2		
Undervotes	6		
Contest Totals	592		

### Proposition 9 – State of Texas

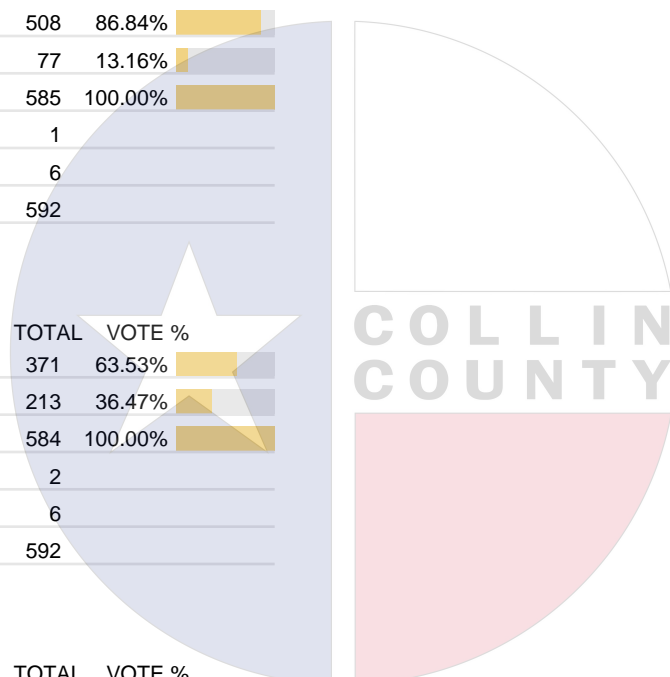
Vote For 1

	TOTAL	VOTE %	
For	371	63.75%	
Against	211	36.25%	
Total Votes Cast	582	100.00%	
Overvotes	0		
Undervotes	10		
Contest Totals	592		

### Proposition 10 – State of Texas

Vote For 1

	TOTAL	VOTE %	
For	528	90.41%	
Against	56	9.59%	
Total Votes Cast	584	100.00%	
Overvotes	0		
Undervotes	8		
Contest Totals	592		



Collin County Seal  
 Watermark Seal for Collin County.  
 Collin County Government

## PCT 135

### Proposition 11 – State of Texas

Vote For 1

	TOTAL	VOTE %	
For	480	82.19%	
Against	104	17.81%	
Total Votes Cast	584	100.00%	
Overvotes	2		
Undervotes	6		
Contest Totals	592		

### Proposition 12 – State of Texas

Vote For 1

	TOTAL	VOTE %	
For	297	51.38%	
Against	281	48.62%	
Total Votes Cast	578	100.00%	
Overvotes	0		
Undervotes	14		
Contest Totals	592		

### Proposition 13 – State of Texas

Vote For 1

	TOTAL	VOTE %	
For	497	84.67%	
Against	90	15.33%	
Total Votes Cast	587	100.00%	
Overvotes	0		
Undervotes	5		
Contest Totals	592		

### Proposition 14 – State of Texas

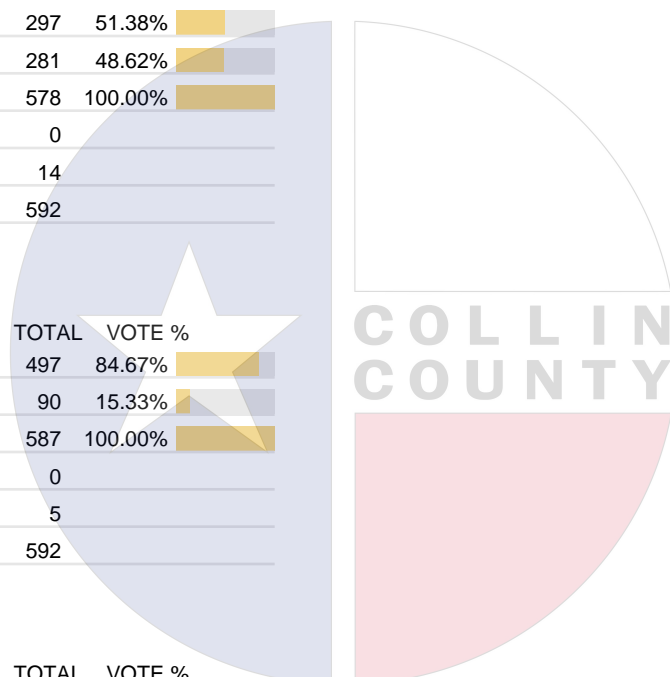
Vote For 1

	TOTAL	VOTE %	
For	425	72.40%	
Against	162	27.60%	
Total Votes Cast	587	100.00%	
Overvotes	0		
Undervotes	5		
Contest Totals	592		

### Proposition 15 – State of Texas

Vote For 1

	TOTAL	VOTE %	
For	349	59.97%	
Against	233	40.03%	
Total Votes Cast	582	100.00%	
Overvotes	0		
Undervotes	10		
Contest Totals	592		



Collin County Seal  
 Watermark Seal for Collin County.  
 Collin County Government

## PCT 135

### Proposition 16 – State of Texas

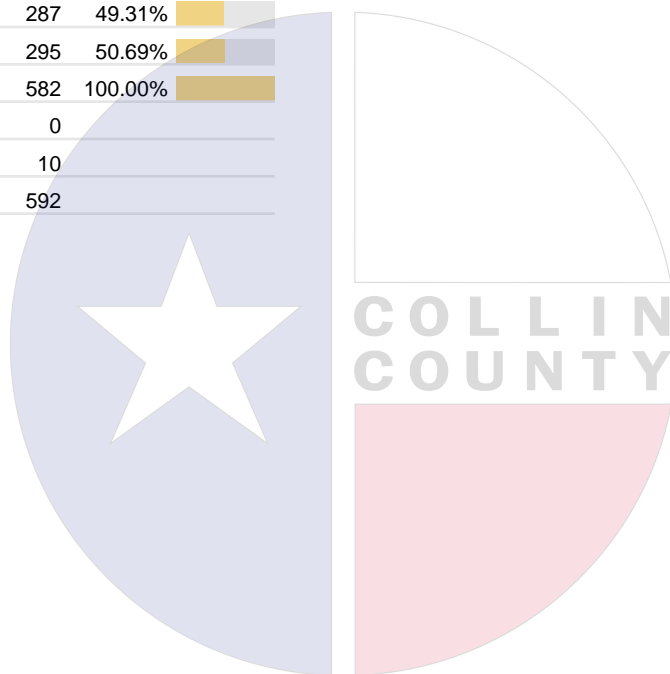
Vote For 1

	TOTAL	VOTE %	
For	351	59.90%	
Against	235	40.10%	
Total Votes Cast	586	100.00%	
Overvotes	1		
Undervotes	5		
Contest Totals	592		

### Proposition 17 – State of Texas

Vote For 1

	TOTAL	VOTE %	
For	287	49.31%	
Against	295	50.69%	
Total Votes Cast	582	100.00%	
Overvotes	0		
Undervotes	10		
Contest Totals	592		



Collin County Seal  
 Watermark Seal for Collin County.  
 Collin County Government

## PCT 136

### Proposition 1 – State of Texas

Vote For 1

	TOTAL	VOTE %	
For	307	72.58%	
Against	116	27.42%	
Total Votes Cast	423	100.00%	
Overvotes	1		
Undervotes	3		
Contest Totals	427		

### Proposition 2 – State of Texas

Vote For 1

	TOTAL	VOTE %	
For	306	71.83%	
Against	120	28.17%	
Total Votes Cast	426	100.00%	
Overvotes	0		
Undervotes	1		
Contest Totals	427		

### Proposition 3 – State of Texas

Vote For 1

	TOTAL	VOTE %	
For	253	59.67%	
Against	171	40.33%	
Total Votes Cast	424	100.00%	
Overvotes	0		
Undervotes	3		
Contest Totals	427		

### Proposition 4 – State of Texas

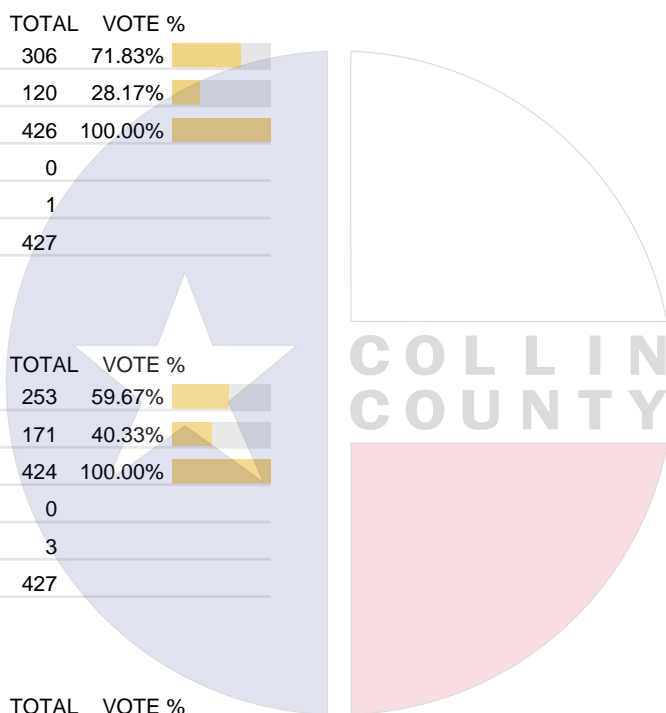
Vote For 1

	TOTAL	VOTE %	
For	315	74.29%	
Against	109	25.71%	
Total Votes Cast	424	100.00%	
Overvotes	0		
Undervotes	3		
Contest Totals	427		

### Proposition 5 – State of Texas

Vote For 1

	TOTAL	VOTE %	
For	301	72.18%	
Against	116	27.82%	
Total Votes Cast	417	100.00%	
Overvotes	1		
Undervotes	9		
Contest Totals	427		



Collin County Seal  
 Watermark Seal for Collin County.  
 Collin County Government

## PCT 136

### Proposition 6 – State of Texas

Vote For 1

	TOTAL	VOTE %	
For	260	61.90%	
Against	160	38.10%	
Total Votes Cast	420	100.00%	
Overvotes	0		
Undervotes	7		
Contest Totals	427		

### Proposition 7 – State of Texas

Vote For 1

	TOTAL	VOTE %	
For	360	84.91%	
Against	64	15.09%	
Total Votes Cast	424	100.00%	
Overvotes	0		
Undervotes	3		
Contest Totals	427		

### Proposition 8 – State of Texas

Vote For 1

	TOTAL	VOTE %	
For	312	73.41%	
Against	113	26.59%	
Total Votes Cast	425	100.00%	
Overvotes	0		
Undervotes	2		
Contest Totals	427		

### Proposition 9 – State of Texas

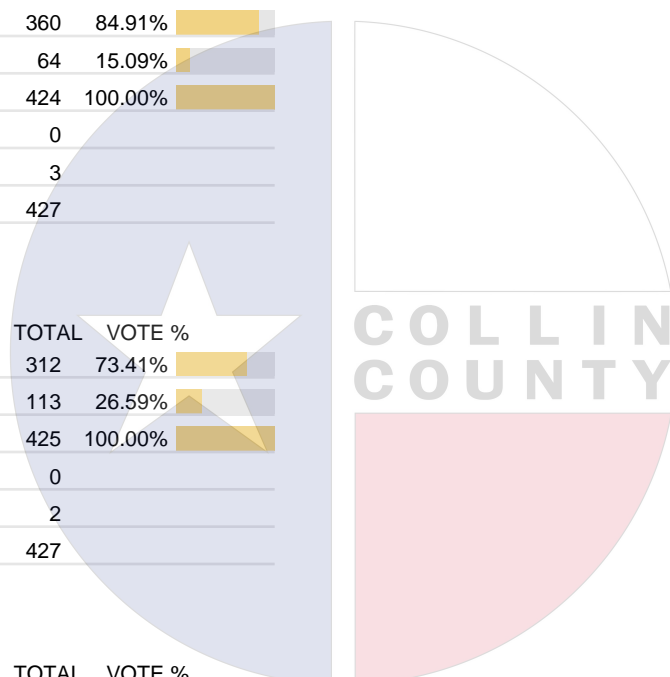
Vote For 1

	TOTAL	VOTE %	
For	315	74.82%	
Against	106	25.18%	
Total Votes Cast	421	100.00%	
Overvotes	0		
Undervotes	6		
Contest Totals	427		

### Proposition 10 – State of Texas

Vote For 1

	TOTAL	VOTE %	
For	381	90.07%	
Against	42	9.93%	
Total Votes Cast	423	100.00%	
Overvotes	1		
Undervotes	3		
Contest Totals	427		



Collin County Seal  
 Watermark Seal for Collin County.  
 Collin County Government

## PCT 136

### Proposition 11 – State of Texas

Vote For 1

	TOTAL	VOTE %	
For	321	75.89%	
Against	102	24.11%	
Total Votes Cast	423	100.00%	
Overvotes	0		
Undervotes	4		
Contest Totals	427		

### Proposition 12 – State of Texas

Vote For 1

	TOTAL	VOTE %	
For	247	58.81%	
Against	173	41.19%	
Total Votes Cast	420	100.00%	
Overvotes	0		
Undervotes	7		
Contest Totals	427		

### Proposition 13 – State of Texas

Vote For 1

	TOTAL	VOTE %	
For	359	84.87%	
Against	64	15.13%	
Total Votes Cast	423	100.00%	
Overvotes	1		
Undervotes	3		
Contest Totals	427		

### Proposition 14 – State of Texas

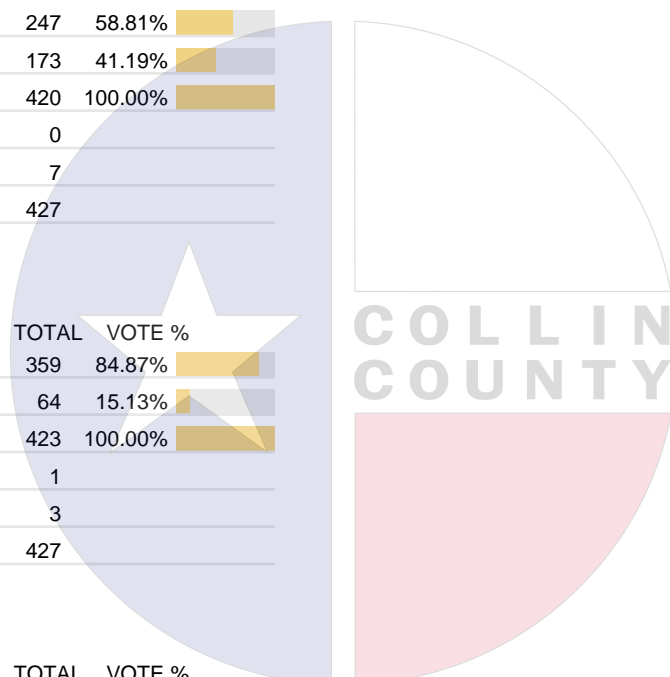
Vote For 1

	TOTAL	VOTE %	
For	279	65.80%	
Against	145	34.20%	
Total Votes Cast	424	100.00%	
Overvotes	0		
Undervotes	3		
Contest Totals	427		

### Proposition 15 – State of Texas

Vote For 1

	TOTAL	VOTE %	
For	299	70.35%	
Against	126	29.65%	
Total Votes Cast	425	100.00%	
Overvotes	0		
Undervotes	2		
Contest Totals	427		



Collin County Seal  
 Watermark Seal for Collin County.  
 Collin County Government

## PCT 136

### Proposition 16 – State of Texas

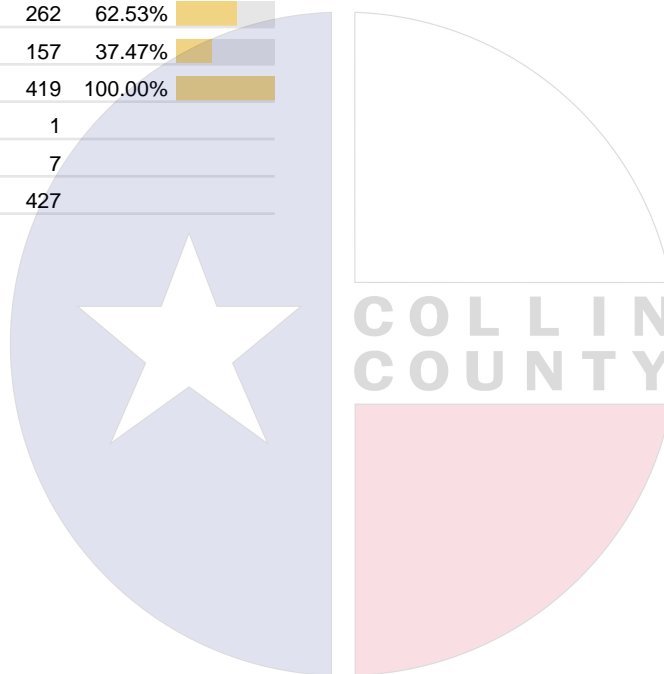
Vote For 1

	TOTAL	VOTE %	
For	304	72.21%	
Against	117	27.79%	
Total Votes Cast	421	100.00%	
Overvotes	1		
Undervotes	5		
Contest Totals	427		

### Proposition 17 – State of Texas

Vote For 1

	TOTAL	VOTE %	
For	262	62.53%	
Against	157	37.47%	
Total Votes Cast	419	100.00%	
Overvotes	1		
Undervotes	7		
Contest Totals	427		



Collin County Seal  
 Watermark Seal for Collin County.  
 Collin County Government

## PCT 137

### Proposition 1 – State of Texas

Vote For 1

	TOTAL	VOTE %	
For	234	74.52%	
Against	80	25.48%	
Total Votes Cast	314	100.00%	
Overvotes	0		
Undervotes	3		
Contest Totals	317		

### Proposition 2 – State of Texas

Vote For 1

	TOTAL	VOTE %	
For	229	72.93%	
Against	85	27.07%	
Total Votes Cast	314	100.00%	
Overvotes	1		
Undervotes	2		
Contest Totals	317		

### Proposition 3 – State of Texas

Vote For 1

	TOTAL	VOTE %	
For	203	65.27%	
Against	108	34.73%	
Total Votes Cast	311	100.00%	
Overvotes	0		
Undervotes	6		
Contest Totals	317		

### Proposition 4 – State of Texas

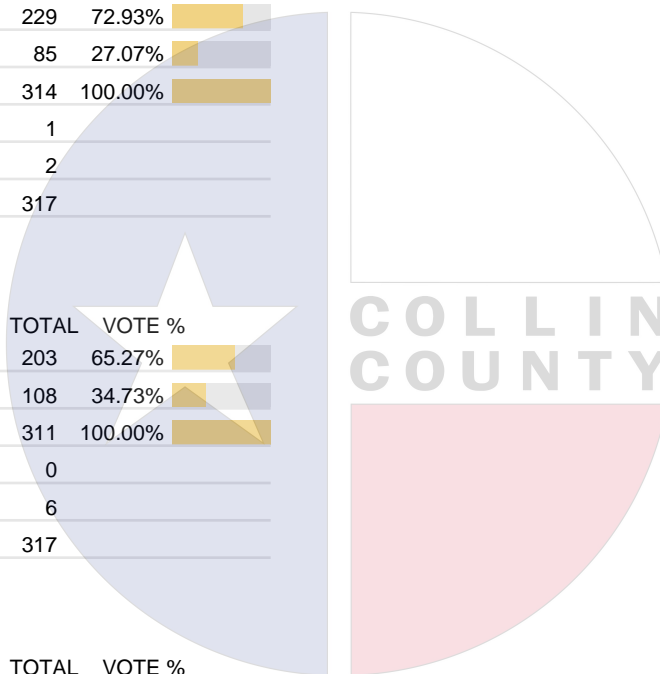
Vote For 1

	TOTAL	VOTE %	
For	244	77.71%	
Against	70	22.29%	
Total Votes Cast	314	100.00%	
Overvotes	0		
Undervotes	3		
Contest Totals	317		

### Proposition 5 – State of Texas

Vote For 1

	TOTAL	VOTE %	
For	205	66.56%	
Against	103	33.44%	
Total Votes Cast	308	100.00%	
Overvotes	0		
Undervotes	9		
Contest Totals	317		



Collin County Seal  
 Watermark Seal for Collin County.  
 Collin County Government

### PCT 137

#### Proposition 6 – State of Texas

Vote For 1

	TOTAL	VOTE %	
For	204	66.23%	
Against	104	33.77%	
Total Votes Cast	308	100.00%	
Overvotes	0		
Undervotes	9		
Contest Totals	317		

#### Proposition 7 – State of Texas

Vote For 1

	TOTAL	VOTE %	
For	268	85.90%	
Against	44	14.10%	
Total Votes Cast	312	100.00%	
Overvotes	0		
Undervotes	5		
Contest Totals	317		

#### Proposition 8 – State of Texas

Vote For 1

	TOTAL	VOTE %	
For	240	77.17%	
Against	71	22.83%	
Total Votes Cast	311	100.00%	
Overvotes	1		
Undervotes	5		
Contest Totals	317		

#### Proposition 9 – State of Texas

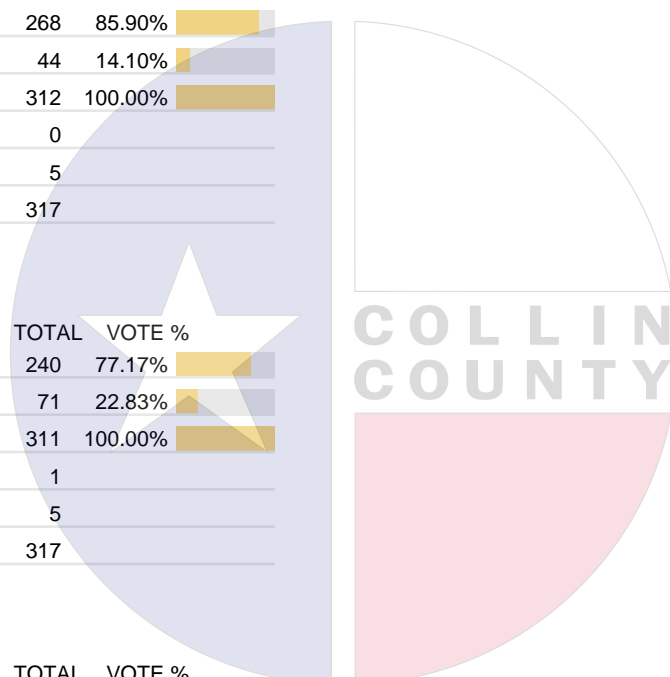
Vote For 1

	TOTAL	VOTE %	
For	222	71.61%	
Against	88	28.39%	
Total Votes Cast	310	100.00%	
Overvotes	0		
Undervotes	7		
Contest Totals	317		

#### Proposition 10 – State of Texas

Vote For 1

	TOTAL	VOTE %	
For	271	87.99%	
Against	37	12.01%	
Total Votes Cast	308	100.00%	
Overvotes	1		
Undervotes	8		
Contest Totals	317		



Collin County Seal  
 Watermark Seal for Collin County.  
 Collin County Government

## PCT 137

### Proposition 11 – State of Texas

Vote For 1

	TOTAL	VOTE %	
For	255	81.73%	
Against	57	18.27%	
Total Votes Cast	312	100.00%	
Overvotes	0		
Undervotes	5		
Contest Totals	317		

### Proposition 12 – State of Texas

Vote For 1

	TOTAL	VOTE %	
For	176	56.59%	
Against	135	43.41%	
Total Votes Cast	311	100.00%	
Overvotes	0		
Undervotes	6		
Contest Totals	317		

### Proposition 13 – State of Texas

Vote For 1

	TOTAL	VOTE %	
For	254	81.41%	
Against	58	18.59%	
Total Votes Cast	312	100.00%	
Overvotes	1		
Undervotes	4		
Contest Totals	317		

### Proposition 14 – State of Texas

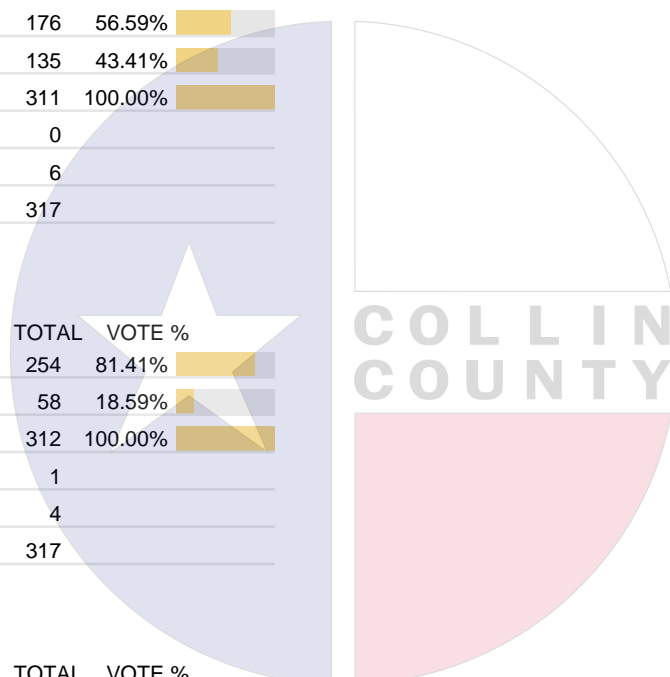
Vote For 1

	TOTAL	VOTE %	
For	208	66.88%	
Against	103	33.12%	
Total Votes Cast	311	100.00%	
Overvotes	0		
Undervotes	6		
Contest Totals	317		

### Proposition 15 – State of Texas

Vote For 1

	TOTAL	VOTE %	
For	214	68.81%	
Against	97	31.19%	
Total Votes Cast	311	100.00%	
Overvotes	0		
Undervotes	6		
Contest Totals	317		



Collin County Seal  
 Watermark Seal for Collin County.  
 Collin County Government

## PCT 137

### Proposition 16 – State of Texas

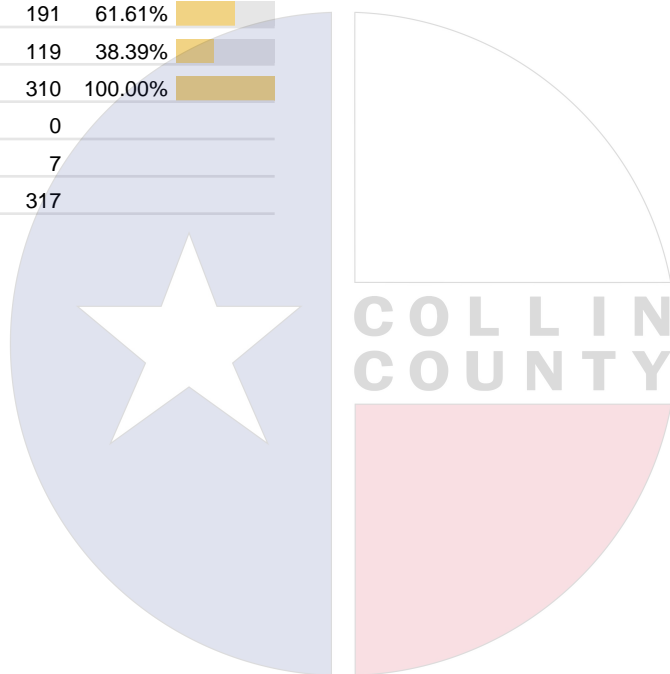
Vote For 1

	TOTAL	VOTE %	
For	224	72.26%	
Against	86	27.74%	
Total Votes Cast	310	100.00%	
Overvotes	1		
Undervotes	6		
Contest Totals	317		

### Proposition 17 – State of Texas

Vote For 1

	TOTAL	VOTE %	
For	191	61.61%	
Against	119	38.39%	
Total Votes Cast	310	100.00%	
Overvotes	0		
Undervotes	7		
Contest Totals	317		



Collin County Seal  
 Watermark Seal for Collin County.  
 Collin County Government

## PCT 138

### Proposition 1 – State of Texas

Vote For 1

	TOTAL	VOTE %	
For	340	75.39%	
Against	111	24.61%	
Total Votes Cast	451	100.00%	
Overvotes	0		
Undervotes	6		
Contest Totals	457		

### Proposition 2 – State of Texas

Vote For 1

	TOTAL	VOTE %	
For	270	59.47%	
Against	184	40.53%	
Total Votes Cast	454	100.00%	
Overvotes	0		
Undervotes	3		
Contest Totals	457		

### Proposition 3 – State of Texas

Vote For 1

	TOTAL	VOTE %	
For	229	50.89%	
Against	221	49.11%	
Total Votes Cast	450	100.00%	
Overvotes	2		
Undervotes	5		
Contest Totals	457		

### Proposition 4 – State of Texas

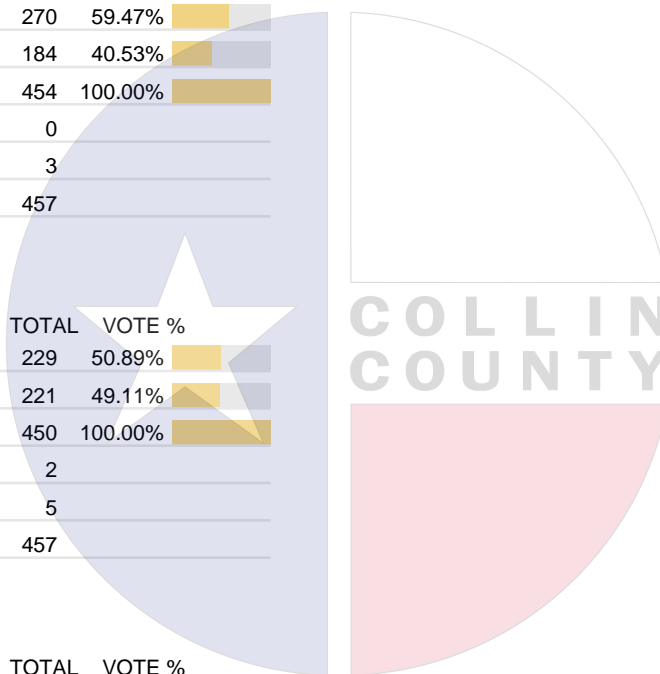
Vote For 1

	TOTAL	VOTE %	
For	350	77.09%	
Against	104	22.91%	
Total Votes Cast	454	100.00%	
Overvotes	0		
Undervotes	3		
Contest Totals	457		

### Proposition 5 – State of Texas

Vote For 1

	TOTAL	VOTE %	
For	293	65.99%	
Against	151	34.01%	
Total Votes Cast	444	100.00%	
Overvotes	0		
Undervotes	13		
Contest Totals	457		



Collin County Seal  
 Watermark Seal for Collin County.  
 Collin County Government

## PCT 138

### Proposition 6 – State of Texas

Vote For 1

	TOTAL	VOTE %	
For	221	50.00%	
Against	221	50.00%	
Total Votes Cast	442	100.00%	
Overvotes	0		
Undervotes	15		
Contest Totals	457		

### Proposition 7 – State of Texas

Vote For 1

	TOTAL	VOTE %	
For	398	87.47%	
Against	57	12.53%	
Total Votes Cast	455	100.00%	
Overvotes	1		
Undervotes	1		
Contest Totals	457		

### Proposition 8 – State of Texas

Vote For 1

	TOTAL	VOTE %	
For	300	65.93%	
Against	155	34.07%	
Total Votes Cast	455	100.00%	
Overvotes	0		
Undervotes	2		
Contest Totals	457		

### Proposition 9 – State of Texas

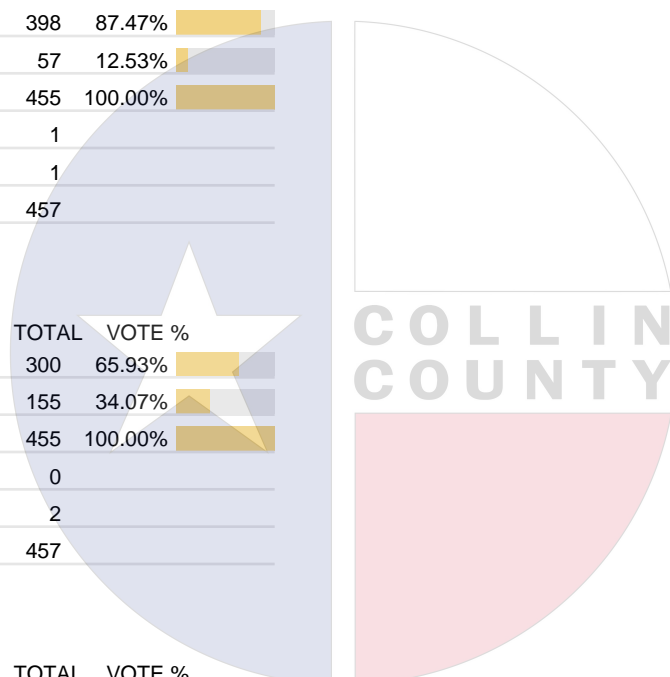
Vote For 1

	TOTAL	VOTE %	
For	290	64.44%	
Against	160	35.56%	
Total Votes Cast	450	100.00%	
Overvotes	1		
Undervotes	6		
Contest Totals	457		

### Proposition 10 – State of Texas

Vote For 1

	TOTAL	VOTE %	
For	386	84.84%	
Against	69	15.16%	
Total Votes Cast	455	100.00%	
Overvotes	0		
Undervotes	2		
Contest Totals	457		



Collin County Seal  
 Watermark Seal for Collin County.  
 Collin County Government

## PCT 138

### Proposition 11 – State of Texas

Vote For 1

	TOTAL	VOTE %	
For	332	73.61%	
Against	119	26.39%	
Total Votes Cast	451	100.00%	
Overvotes	0		
Undervotes	6		
Contest Totals	457		

### Proposition 12 – State of Texas

Vote For 1

	TOTAL	VOTE %	
For	215	47.67%	
Against	236	52.33%	
Total Votes Cast	451	100.00%	
Overvotes	0		
Undervotes	6		
Contest Totals	457		

### Proposition 13 – State of Texas

Vote For 1

	TOTAL	VOTE %	
For	363	79.78%	
Against	92	20.22%	
Total Votes Cast	455	100.00%	
Overvotes	0		
Undervotes	2		
Contest Totals	457		

### Proposition 14 – State of Texas

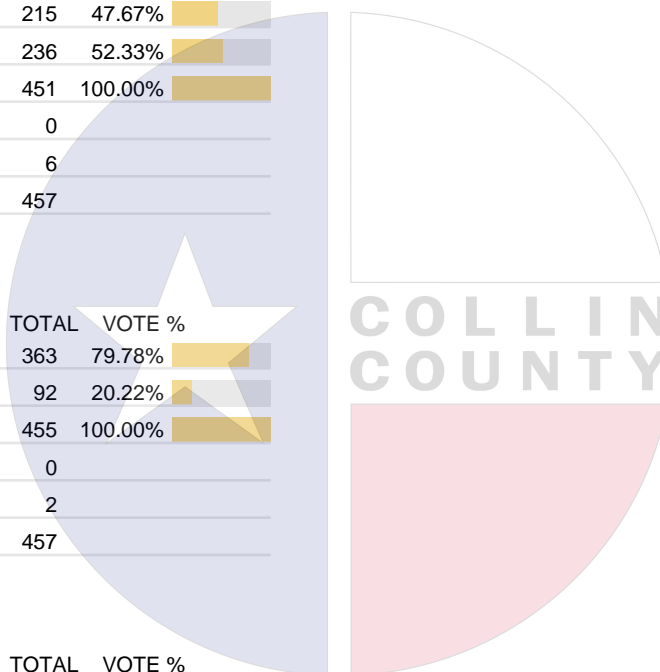
Vote For 1

	TOTAL	VOTE %	
For	319	71.05%	
Against	130	28.95%	
Total Votes Cast	449	100.00%	
Overvotes	0		
Undervotes	8		
Contest Totals	457		

### Proposition 15 – State of Texas

Vote For 1

	TOTAL	VOTE %	
For	238	52.54%	
Against	215	47.46%	
Total Votes Cast	453	100.00%	
Overvotes	0		
Undervotes	4		
Contest Totals	457		



Collin County Seal  
 Watermark Seal for Collin County.  
 Collin County Government

## PCT 138

### Proposition 16 – State of Texas

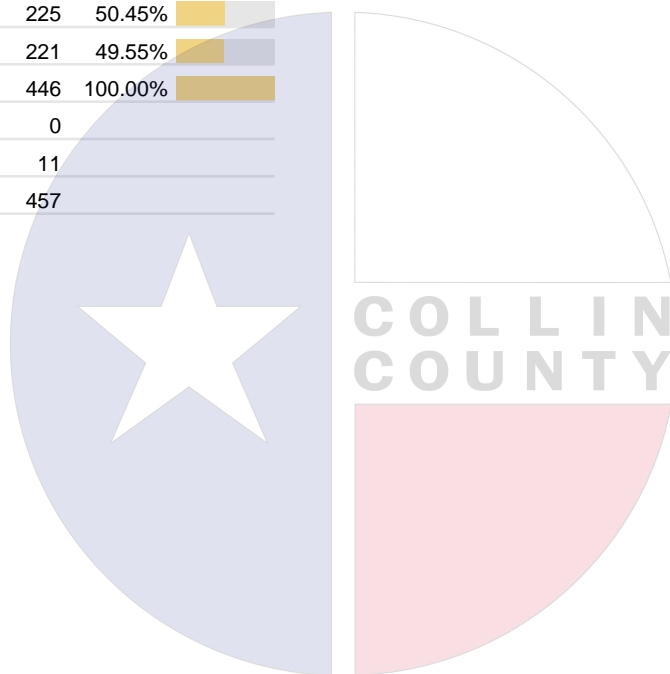
Vote For 1

	TOTAL	VOTE %	
For	268	59.16%	
Against	185	40.84%	
Total Votes Cast	453	100.00%	
Overvotes	1		
Undervotes	3		
Contest Totals	457		

### Proposition 17 – State of Texas

Vote For 1

	TOTAL	VOTE %	
For	225	50.45%	
Against	221	49.55%	
Total Votes Cast	446	100.00%	
Overvotes	0		
Undervotes	11		
Contest Totals	457		



Collin County Seal  
 Watermark Seal for Collin County.  
 Collin County Government

## PCT 139

### Proposition 1 – State of Texas

Vote For 1

	TOTAL	VOTE %	
For	389	69.34%	
Against	172	30.66%	
Total Votes Cast	561	100.00%	
Overvotes	0		
Undervotes	6		
Contest Totals	567		

### Proposition 2 – State of Texas

Vote For 1

	TOTAL	VOTE %	
For	338	59.82%	
Against	227	40.18%	
Total Votes Cast	565	100.00%	
Overvotes	0		
Undervotes	2		
Contest Totals	567		

### Proposition 3 – State of Texas

Vote For 1

	TOTAL	VOTE %	
For	278	49.47%	
Against	284	50.53%	
Total Votes Cast	562	100.00%	
Overvotes	0		
Undervotes	5		
Contest Totals	567		

### Proposition 4 – State of Texas

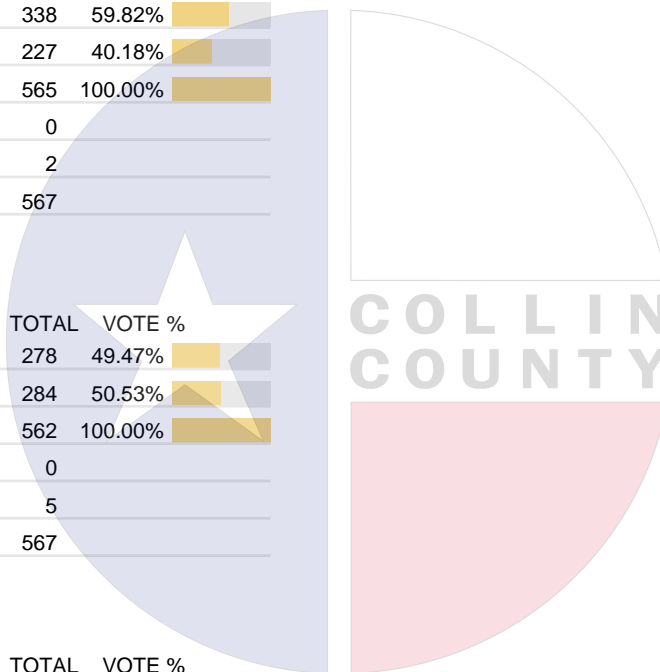
Vote For 1

	TOTAL	VOTE %	
For	417	74.60%	
Against	142	25.40%	
Total Votes Cast	559	100.00%	
Overvotes	2		
Undervotes	6		
Contest Totals	567		

### Proposition 5 – State of Texas

Vote For 1

	TOTAL	VOTE %	
For	355	63.85%	
Against	201	36.15%	
Total Votes Cast	556	100.00%	
Overvotes	0		
Undervotes	11		
Contest Totals	567		



Collin County Seal  
 Watermark Seal for Collin County.  
 Collin County Government

## PCT 139

### Proposition 6 – State of Texas

Vote For 1

	TOTAL	VOTE %	
For	273	49.10%	
Against	283	50.90%	
Total Votes Cast	556	100.00%	
Overvotes	0		
Undervotes	11		
Contest Totals	567		

### Proposition 7 – State of Texas

Vote For 1

	TOTAL	VOTE %	
For	498	88.93%	
Against	62	11.07%	
Total Votes Cast	560	100.00%	
Overvotes	0		
Undervotes	7		
Contest Totals	567		

### Proposition 8 – State of Texas

Vote For 1

	TOTAL	VOTE %	
For	376	67.14%	
Against	184	32.86%	
Total Votes Cast	560	100.00%	
Overvotes	0		
Undervotes	7		
Contest Totals	567		

### Proposition 9 – State of Texas

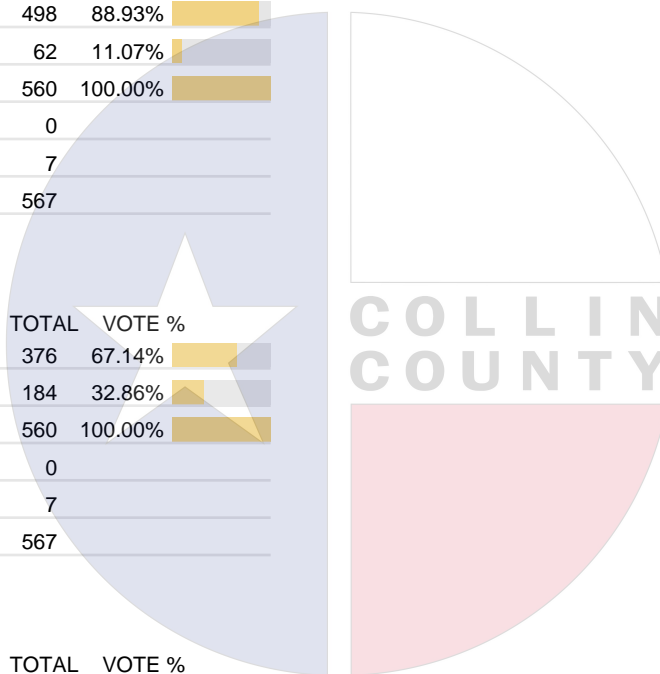
Vote For 1

	TOTAL	VOTE %	
For	369	66.01%	
Against	190	33.99%	
Total Votes Cast	559	100.00%	
Overvotes	2		
Undervotes	6		
Contest Totals	567		

### Proposition 10 – State of Texas

Vote For 1

	TOTAL	VOTE %	
For	504	89.36%	
Against	60	10.64%	
Total Votes Cast	564	100.00%	
Overvotes	0		
Undervotes	3		
Contest Totals	567		



Collin County Seal  
 Watermark Seal for Collin County.  
 Collin County Government

## PCT 139

### Proposition 11 – State of Texas

Vote For 1

	TOTAL	VOTE %	
For	448	79.72%	
Against	114	20.28%	
Total Votes Cast	562	100.00%	
Overvotes	0		
Undervotes	5		
Contest Totals	567		

### Proposition 12 – State of Texas

Vote For 1

	TOTAL	VOTE %	
For	282	50.81%	
Against	273	49.19%	
Total Votes Cast	555	100.00%	
Overvotes	1		
Undervotes	11		
Contest Totals	567		

### Proposition 13 – State of Texas

Vote For 1

	TOTAL	VOTE %	
For	463	82.38%	
Against	99	17.62%	
Total Votes Cast	562	100.00%	
Overvotes	1		
Undervotes	4		
Contest Totals	567		

### Proposition 14 – State of Texas

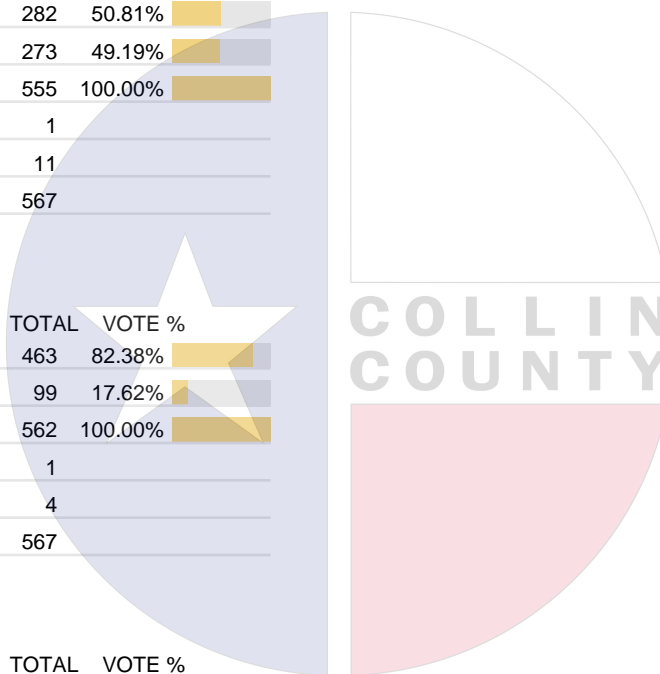
Vote For 1

	TOTAL	VOTE %	
For	397	71.02%	
Against	162	28.98%	
Total Votes Cast	559	100.00%	
Overvotes	0		
Undervotes	8		
Contest Totals	567		

### Proposition 15 – State of Texas

Vote For 1

	TOTAL	VOTE %	
For	344	60.99%	
Against	220	39.01%	
Total Votes Cast	564	100.00%	
Overvotes	0		
Undervotes	3		
Contest Totals	567		



Collin County Seal  
 Watermark Seal for Collin County.  
 Collin County Government

### PCT 139

#### Proposition 16 – State of Texas

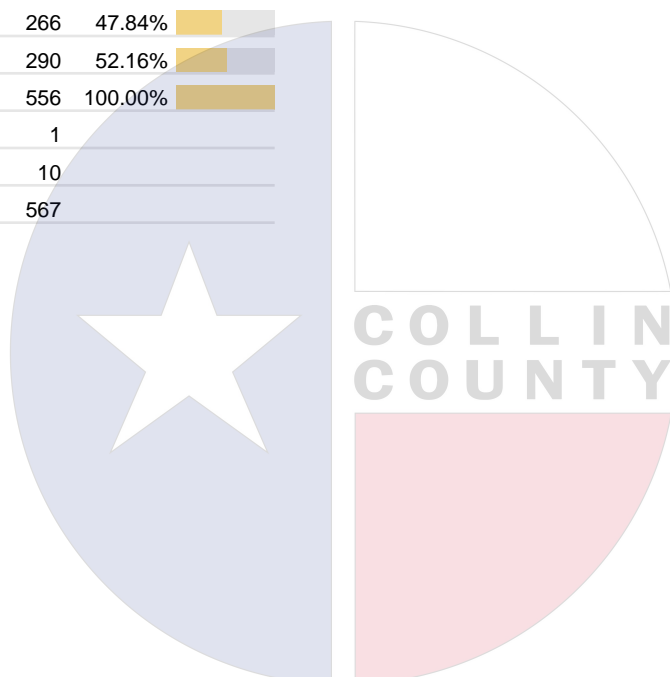
Vote For 1

	TOTAL	VOTE %	
For	355	63.06%	
Against	208	36.94%	
Total Votes Cast	563	100.00%	
Overvotes	0		
Undervotes	4		
Contest Totals	567		

#### Proposition 17 – State of Texas

Vote For 1

	TOTAL	VOTE %	
For	266	47.84%	
Against	290	52.16%	
Total Votes Cast	556	100.00%	
Overvotes	1		
Undervotes	10		
Contest Totals	567		



Collin County Seal  
 Watermark Seal for Collin County.  
 Collin County Government

## PCT 140

### Proposition 1 – State of Texas

Vote For 1

	TOTAL	VOTE %	
For	601	66.78%	
Against	299	33.22%	
Total Votes Cast	900	100.00%	
Overvotes	0		
Undervotes	12		
Contest Totals	912		

### Proposition 2 – State of Texas

Vote For 1

	TOTAL	VOTE %	
For	661	73.04%	
Against	244	26.96%	
Total Votes Cast	905	100.00%	
Overvotes	1		
Undervotes	6		
Contest Totals	912		

### Proposition 3 – State of Texas

Vote For 1

	TOTAL	VOTE %	
For	561	61.99%	
Against	344	38.01%	
Total Votes Cast	905	100.00%	
Overvotes	0		
Undervotes	7		
Contest Totals	912		

### Proposition 4 – State of Texas

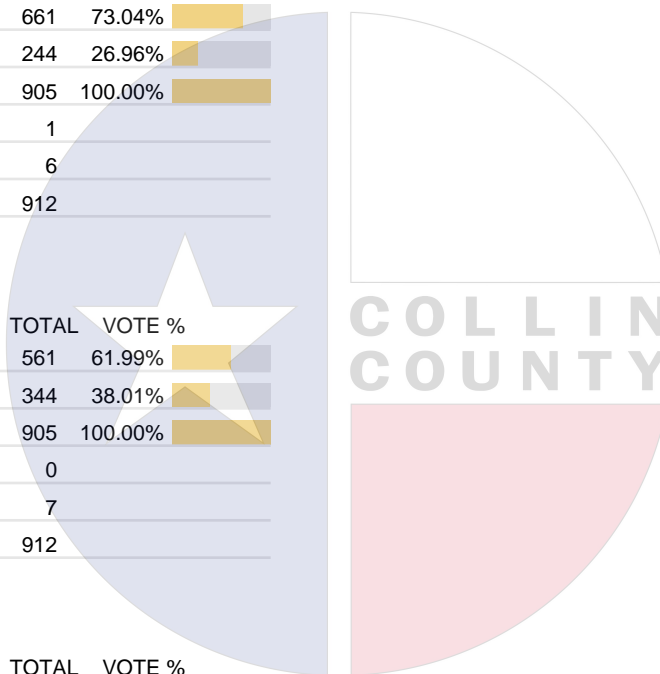
Vote For 1

	TOTAL	VOTE %	
For	642	71.33%	
Against	258	28.67%	
Total Votes Cast	900	100.00%	
Overvotes	1		
Undervotes	11		
Contest Totals	912		

### Proposition 5 – State of Texas

Vote For 1

	TOTAL	VOTE %	
For	625	70.62%	
Against	260	29.38%	
Total Votes Cast	885	100.00%	
Overvotes	0		
Undervotes	27		
Contest Totals	912		



Collin County Seal  
 Watermark Seal for Collin County.  
 Collin County Government

## PCT 140

### Proposition 6 – State of Texas

Vote For 1

	TOTAL	VOTE %	
For	549	61.69%	
Against	341	38.31%	
Total Votes Cast	890	100.00%	
Overvotes	3		
Undervotes	19		
Contest Totals	912		

### Proposition 7 – State of Texas

Vote For 1

	TOTAL	VOTE %	
For	795	87.94%	
Against	109	12.06%	
Total Votes Cast	904	100.00%	
Overvotes	1		
Undervotes	7		
Contest Totals	912		

### Proposition 8 – State of Texas

Vote For 1

	TOTAL	VOTE %	
For	689	75.88%	
Against	219	24.12%	
Total Votes Cast	908	100.00%	
Overvotes	0		
Undervotes	4		
Contest Totals	912		

### Proposition 9 – State of Texas

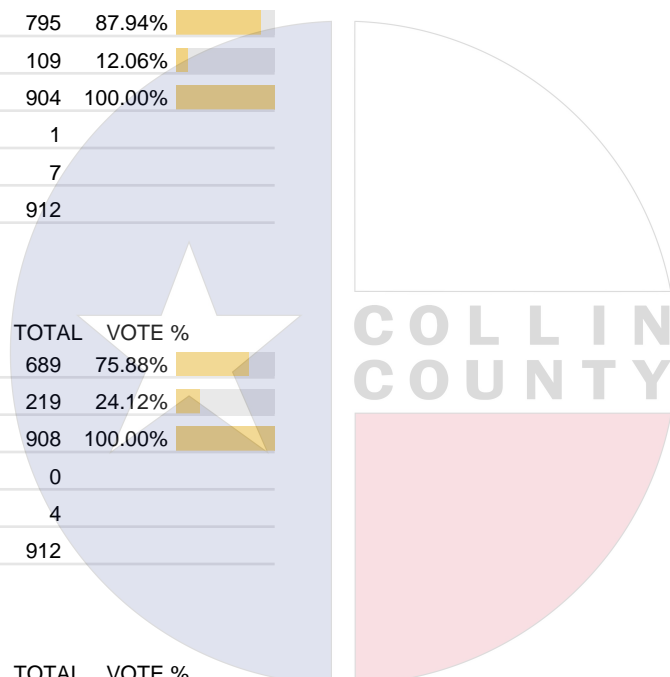
Vote For 1

	TOTAL	VOTE %	
For	638	71.44%	
Against	255	28.56%	
Total Votes Cast	893	100.00%	
Overvotes	0		
Undervotes	19		
Contest Totals	912		

### Proposition 10 – State of Texas

Vote For 1

	TOTAL	VOTE %	
For	832	91.73%	
Against	75	8.27%	
Total Votes Cast	907	100.00%	
Overvotes	0		
Undervotes	5		
Contest Totals	912		



Collin County Seal  
 Watermark Seal for Collin County.  
 Collin County Government

## PCT 140

### Proposition 11 – State of Texas

Vote For 1

	TOTAL	VOTE %	
For	722	79.69%	
Against	184	20.31%	
Total Votes Cast	906	100.00%	
Overvotes	0		
Undervotes	6		
Contest Totals	912		

### Proposition 12 – State of Texas

Vote For 1

	TOTAL	VOTE %	
For	526	58.84%	
Against	368	41.16%	
Total Votes Cast	894	100.00%	
Overvotes	1		
Undervotes	17		
Contest Totals	912		

### Proposition 13 – State of Texas

Vote For 1

	TOTAL	VOTE %	
For	785	86.36%	
Against	124	13.64%	
Total Votes Cast	909	100.00%	
Overvotes	0		
Undervotes	3		
Contest Totals	912		

### Proposition 14 – State of Texas

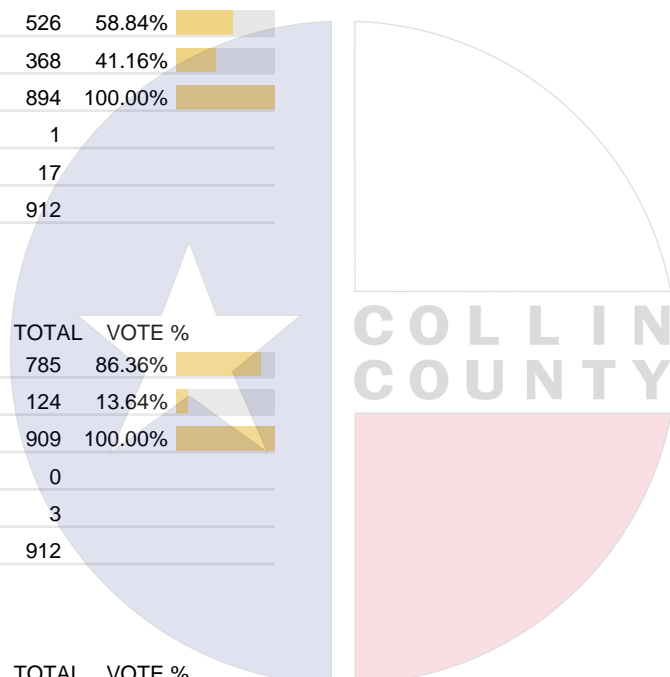
Vote For 1

	TOTAL	VOTE %	
For	573	63.60%	
Against	328	36.40%	
Total Votes Cast	901	100.00%	
Overvotes	0		
Undervotes	11		
Contest Totals	912		

### Proposition 15 – State of Texas

Vote For 1

	TOTAL	VOTE %	
For	616	68.37%	
Against	285	31.63%	
Total Votes Cast	901	100.00%	
Overvotes	0		
Undervotes	11		
Contest Totals	912		



Collin County Seal  
 Watermark Seal for Collin County.  
 Collin County Government

## PCT 140

### Proposition 16 – State of Texas

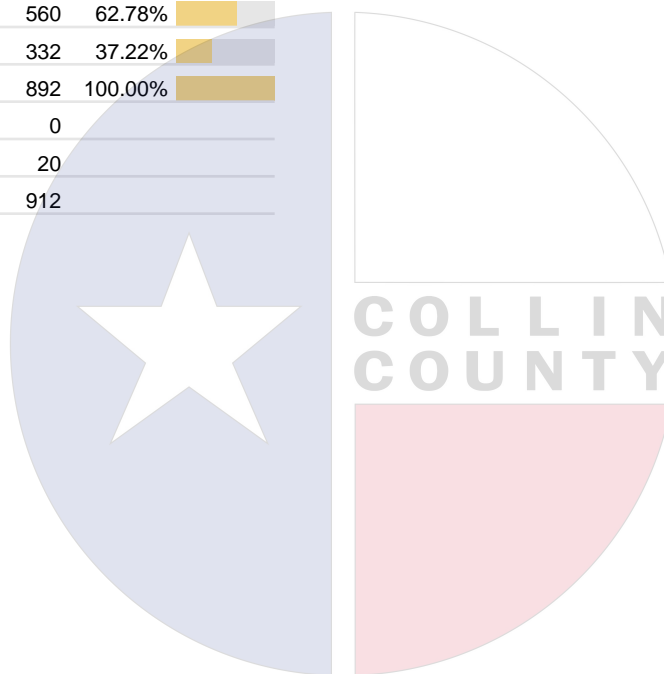
Vote For 1

	TOTAL	VOTE %	
For	674	74.39%	
Against	232	25.61%	
Total Votes Cast	906	100.00%	
Overvotes	0		
Undervotes	6		
Contest Totals	912		

### Proposition 17 – State of Texas

Vote For 1

	TOTAL	VOTE %	
For	560	62.78%	
Against	332	37.22%	
Total Votes Cast	892	100.00%	
Overvotes	0		
Undervotes	20		
Contest Totals	912		



Collin County Seal  
 Watermark Seal for Collin County.  
 Collin County Government

## PCT 141

### Proposition 1 – State of Texas

Vote For 1

	TOTAL	VOTE %	
For	539	69.91%	
Against	232	30.09%	
Total Votes Cast	771	100.00%	
Overvotes	0		
Undervotes	9		
Contest Totals	780		

### Proposition 2 – State of Texas

Vote For 1

	TOTAL	VOTE %	
For	503	64.99%	
Against	271	35.01%	
Total Votes Cast	774	100.00%	
Overvotes	1		
Undervotes	5		
Contest Totals	780		

### Proposition 3 – State of Texas

Vote For 1

	TOTAL	VOTE %	
For	398	51.49%	
Against	375	48.51%	
Total Votes Cast	773	100.00%	
Overvotes	0		
Undervotes	7		
Contest Totals	780		

### Proposition 4 – State of Texas

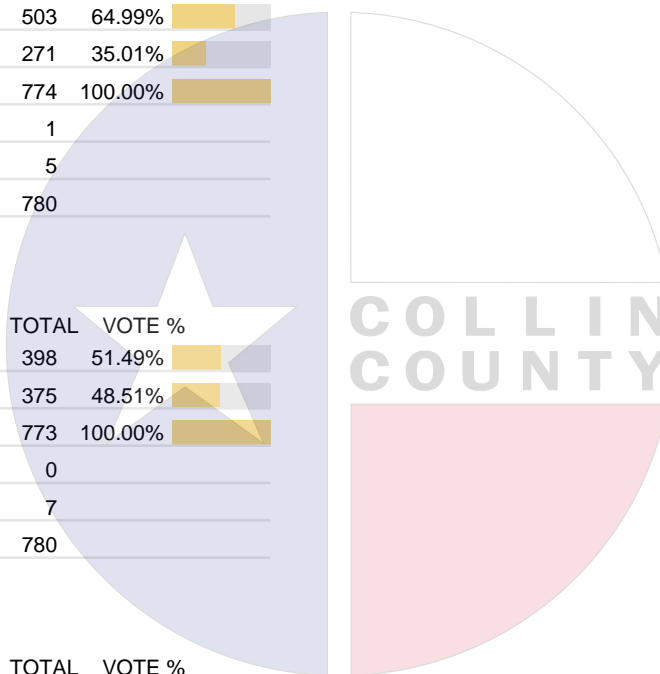
Vote For 1

	TOTAL	VOTE %	
For	590	76.52%	
Against	181	23.48%	
Total Votes Cast	771	100.00%	
Overvotes	0		
Undervotes	9		
Contest Totals	780		

### Proposition 5 – State of Texas

Vote For 1

	TOTAL	VOTE %	
For	534	69.71%	
Against	232	30.29%	
Total Votes Cast	766	100.00%	
Overvotes	0		
Undervotes	14		
Contest Totals	780		



Collin County Seal  
 Watermark Seal for Collin County.  
 Collin County Government

## PCT 141

### Proposition 6 – State of Texas

Vote For 1

	TOTAL	VOTE %	
For	401	52.62%	
Against	361	47.38%	
Total Votes Cast	762	100.00%	
Overvotes	1		
Undervotes	17		
Contest Totals	780		

### Proposition 7 – State of Texas

Vote For 1

	TOTAL	VOTE %	
For	683	88.59%	
Against	88	11.41%	
Total Votes Cast	771	100.00%	
Overvotes	0		
Undervotes	9		
Contest Totals	780		

### Proposition 8 – State of Texas

Vote For 1

	TOTAL	VOTE %	
For	527	68.18%	
Against	246	31.82%	
Total Votes Cast	773	100.00%	
Overvotes	0		
Undervotes	7		
Contest Totals	780		

### Proposition 9 – State of Texas

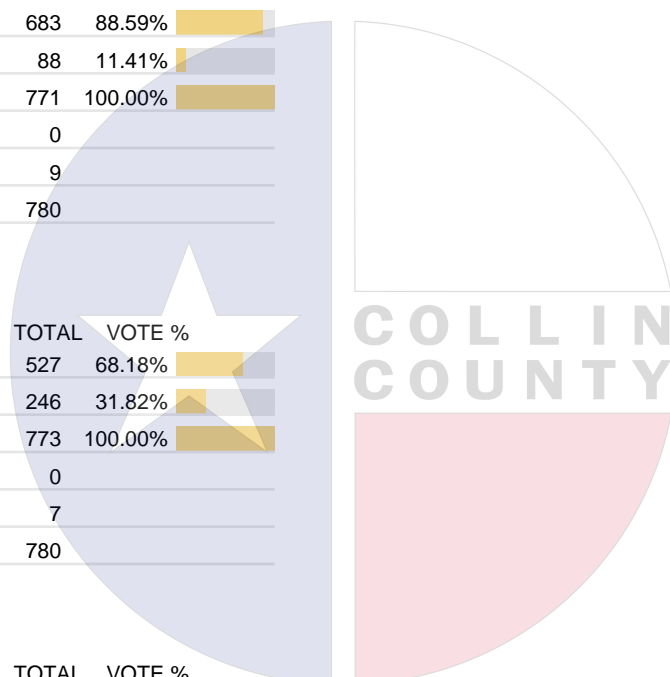
Vote For 1

	TOTAL	VOTE %	
For	527	68.53%	
Against	242	31.47%	
Total Votes Cast	769	100.00%	
Overvotes	0		
Undervotes	11		
Contest Totals	780		

### Proposition 10 – State of Texas

Vote For 1

	TOTAL	VOTE %	
For	701	90.69%	
Against	72	9.31%	
Total Votes Cast	773	100.00%	
Overvotes	1		
Undervotes	6		
Contest Totals	780		



Collin County Seal  
 Watermark Seal for Collin County.  
 Collin County Government

## PCT 141

### Proposition 11 – State of Texas

Vote For 1

	TOTAL	VOTE %	
For	627	81.01%	
Against	147	18.99%	
Total Votes Cast	774	100.00%	
Overvotes	0		
Undervotes	6		
Contest Totals	780		

### Proposition 12 – State of Texas

Vote For 1

	TOTAL	VOTE %	
For	392	51.17%	
Against	374	48.83%	
Total Votes Cast	766	100.00%	
Overvotes	0		
Undervotes	14		
Contest Totals	780		

### Proposition 13 – State of Texas

Vote For 1

	TOTAL	VOTE %	
For	660	84.83%	
Against	118	15.17%	
Total Votes Cast	778	100.00%	
Overvotes	0		
Undervotes	2		
Contest Totals	780		

### Proposition 14 – State of Texas

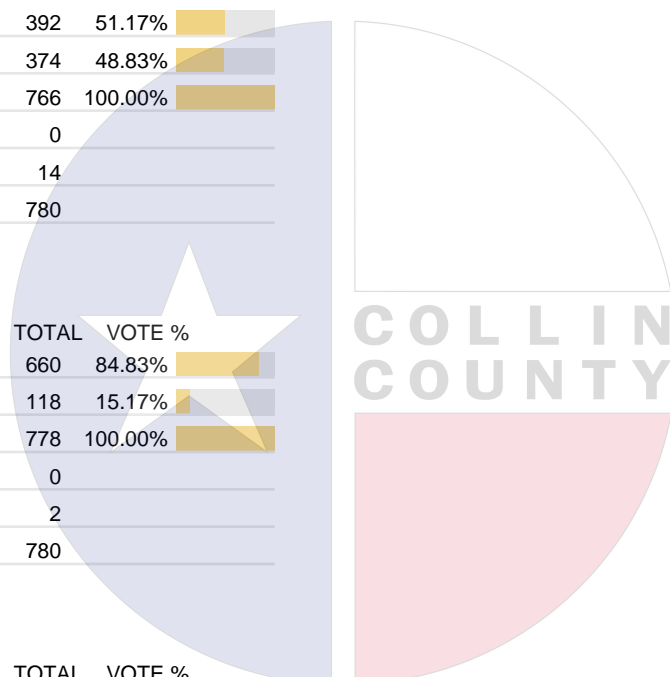
Vote For 1

	TOTAL	VOTE %	
For	552	71.69%	
Against	218	28.31%	
Total Votes Cast	770	100.00%	
Overvotes	0		
Undervotes	10		
Contest Totals	780		

### Proposition 15 – State of Texas

Vote For 1

	TOTAL	VOTE %	
For	467	60.73%	
Against	302	39.27%	
Total Votes Cast	769	100.00%	
Overvotes	1		
Undervotes	10		
Contest Totals	780		



Collin County Seal  
 Watermark Seal for Collin County.  
 Collin County Government

## PCT 141

### Proposition 16 – State of Texas

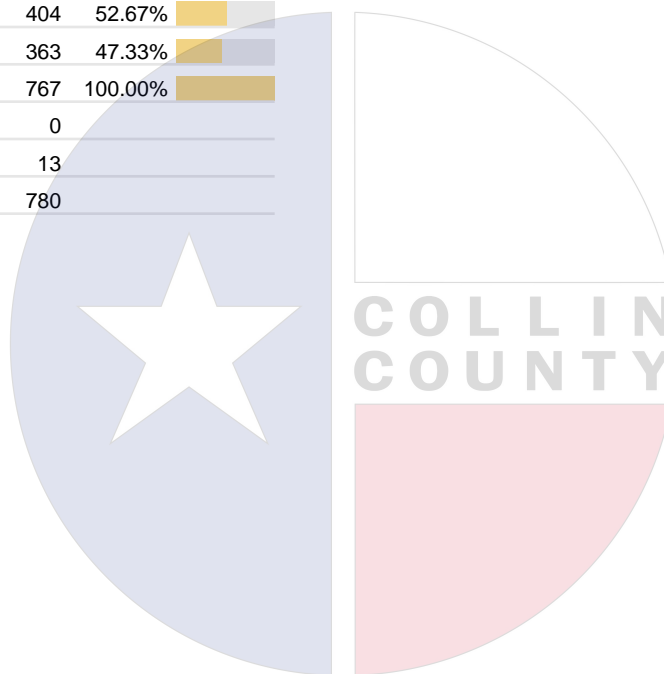
Vote For 1

	TOTAL	VOTE %	
For	495	64.04%	
Against	278	35.96%	
Total Votes Cast	773	100.00%	
Overvotes	0		
Undervotes	7		
Contest Totals	780		

### Proposition 17 – State of Texas

Vote For 1

	TOTAL	VOTE %	
For	404	52.67%	
Against	363	47.33%	
Total Votes Cast	767	100.00%	
Overvotes	0		
Undervotes	13		
Contest Totals	780		



Collin County Seal  
 Watermark Seal for Collin County.  
 Collin County Government

## PCT 142

### Proposition 1 – State of Texas

Vote For 1

	TOTAL	VOTE %	
For	398	70.32%	
Against	168	29.68%	
Total Votes Cast	566	100.00%	
Overvotes	1		
Undervotes	10		
Contest Totals	577		

### Proposition 2 – State of Texas

Vote For 1

	TOTAL	VOTE %	
For	338	59.09%	
Against	234	40.91%	
Total Votes Cast	572	100.00%	
Overvotes	0		
Undervotes	5		
Contest Totals	577		

### Proposition 3 – State of Texas

Vote For 1

	TOTAL	VOTE %	
For	300	52.82%	
Against	268	47.18%	
Total Votes Cast	568	100.00%	
Overvotes	0		
Undervotes	9		
Contest Totals	577		

### Proposition 4 – State of Texas

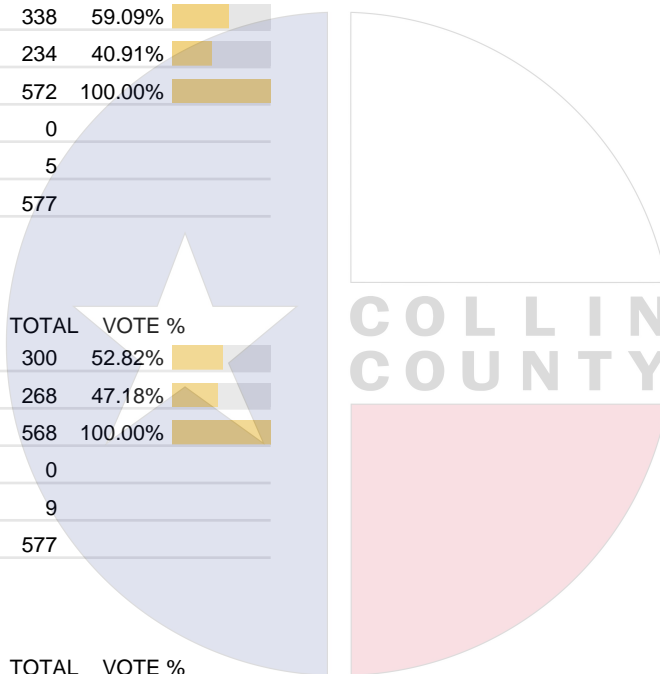
Vote For 1

	TOTAL	VOTE %	
For	426	75.26%	
Against	140	24.74%	
Total Votes Cast	566	100.00%	
Overvotes	0		
Undervotes	11		
Contest Totals	577		

### Proposition 5 – State of Texas

Vote For 1

	TOTAL	VOTE %	
For	356	63.35%	
Against	206	36.65%	
Total Votes Cast	562	100.00%	
Overvotes	0		
Undervotes	15		
Contest Totals	577		



Collin County Seal  
 Watermark Seal for Collin County.  
 Collin County Government

## PCT 142

### Proposition 6 – State of Texas

Vote For 1

	TOTAL	VOTE %	
For	271	48.48%	
Against	288	51.52%	
Total Votes Cast	559	100.00%	
Overvotes	0		
Undervotes	18		
Contest Totals	577		

### Proposition 7 – State of Texas

Vote For 1

	TOTAL	VOTE %	
For	501	88.05%	
Against	68	11.95%	
Total Votes Cast	569	100.00%	
Overvotes	0		
Undervotes	8		
Contest Totals	577		

### Proposition 8 – State of Texas

Vote For 1

	TOTAL	VOTE %	
For	379	66.61%	
Against	190	33.39%	
Total Votes Cast	569	100.00%	
Overvotes	1		
Undervotes	7		
Contest Totals	577		

### Proposition 9 – State of Texas

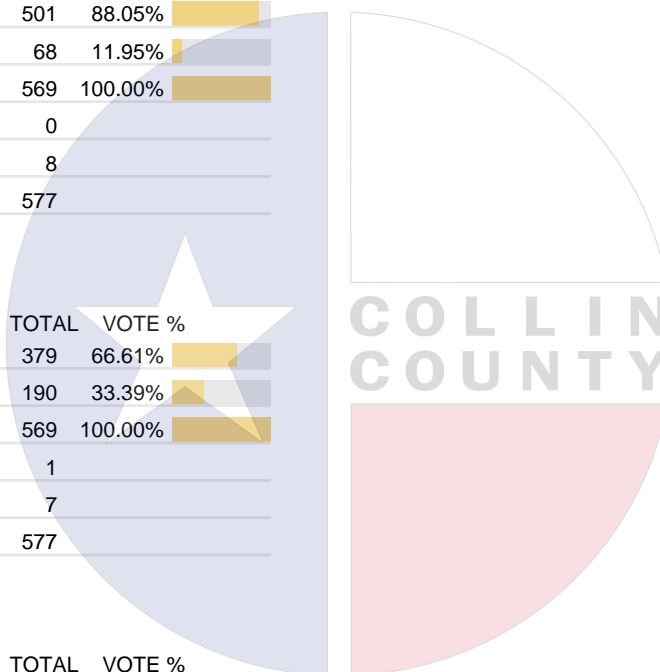
Vote For 1

	TOTAL	VOTE %	
For	361	64.35%	
Against	200	35.65%	
Total Votes Cast	561	100.00%	
Overvotes	0		
Undervotes	16		
Contest Totals	577		

### Proposition 10 – State of Texas

Vote For 1

	TOTAL	VOTE %	
For	486	85.56%	
Against	82	14.44%	
Total Votes Cast	568	100.00%	
Overvotes	0		
Undervotes	9		
Contest Totals	577		



Collin County Seal  
 Watermark Seal for Collin County.  
 Collin County Government

## PCT 142

### Proposition 11 – State of Texas

Vote For 1

	TOTAL	VOTE %	
For	459	80.53%	
Against	111	19.47%	
Total Votes Cast	570	100.00%	
Overvotes	0		
Undervotes	7		
Contest Totals	577		

### Proposition 12 – State of Texas

Vote For 1

	TOTAL	VOTE %	
For	264	47.40%	
Against	293	52.60%	
Total Votes Cast	557	100.00%	
Overvotes	0		
Undervotes	20		
Contest Totals	577		

### Proposition 13 – State of Texas

Vote For 1

	TOTAL	VOTE %	
For	490	86.12%	
Against	79	13.88%	
Total Votes Cast	569	100.00%	
Overvotes	0		
Undervotes	8		
Contest Totals	577		

### Proposition 14 – State of Texas

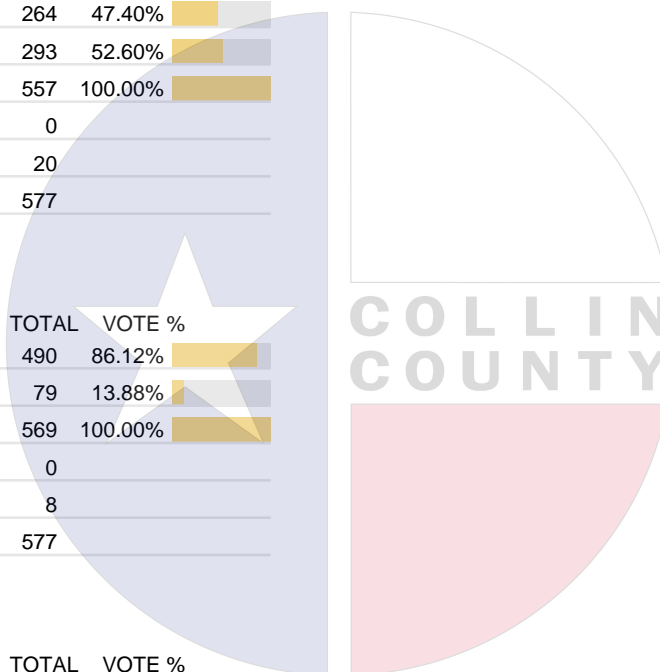
Vote For 1

	TOTAL	VOTE %	
For	391	68.48%	
Against	180	31.52%	
Total Votes Cast	571	100.00%	
Overvotes	0		
Undervotes	6		
Contest Totals	577		

### Proposition 15 – State of Texas

Vote For 1

	TOTAL	VOTE %	
For	300	53.10%	
Against	265	46.90%	
Total Votes Cast	565	100.00%	
Overvotes	0		
Undervotes	12		
Contest Totals	577		



Collin County Seal  
 Watermark Seal for Collin County.  
 Collin County Government

## PCT 142

### Proposition 16 – State of Texas

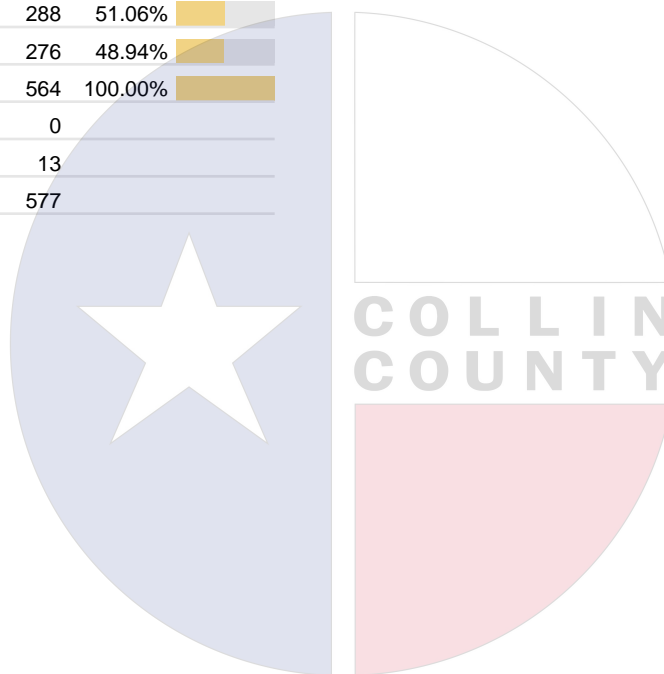
Vote For 1

	TOTAL	VOTE %	
For	340	59.96%	
Against	227	40.04%	
Total Votes Cast	567	100.00%	
Overvotes	0		
Undervotes	10		
Contest Totals	577		

### Proposition 17 – State of Texas

Vote For 1

	TOTAL	VOTE %	
For	288	51.06%	
Against	276	48.94%	
Total Votes Cast	564	100.00%	
Overvotes	0		
Undervotes	13		
Contest Totals	577		



Collin County Seal  
 Watermark Seal for Collin County.  
 Collin County Government

## PCT 143

### Proposition 1 – State of Texas

Vote For 1

	TOTAL	VOTE %	
For	236	68.60%	
Against	108	31.40%	
Total Votes Cast	344	100.00%	
Overvotes	0		
Undervotes	2		
Contest Totals	346		

### Proposition 2 – State of Texas

Vote For 1

	TOTAL	VOTE %	
For	249	72.38%	
Against	95	27.62%	
Total Votes Cast	344	100.00%	
Overvotes	1		
Undervotes	1		
Contest Totals	346		

### Proposition 3 – State of Texas

Vote For 1

	TOTAL	VOTE %	
For	208	60.64%	
Against	135	39.36%	
Total Votes Cast	343	100.00%	
Overvotes	1		
Undervotes	2		
Contest Totals	346		

### Proposition 4 – State of Texas

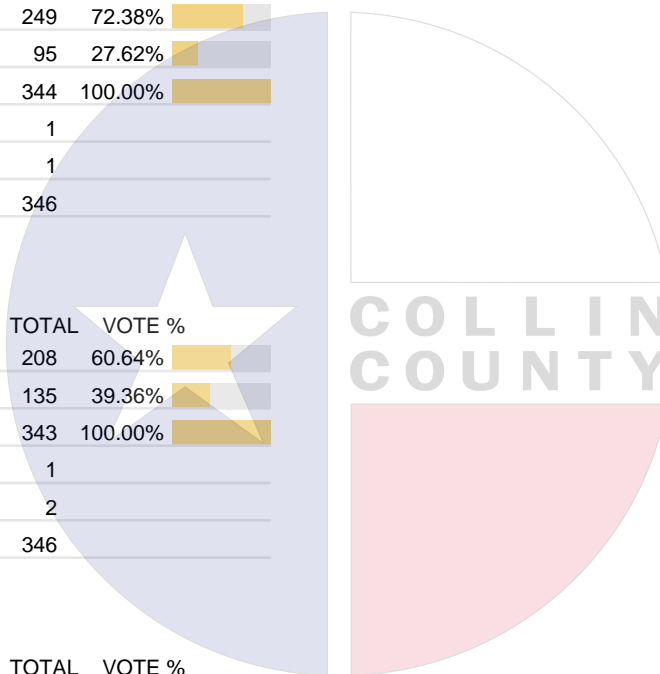
Vote For 1

	TOTAL	VOTE %	
For	254	73.84%	
Against	90	26.16%	
Total Votes Cast	344	100.00%	
Overvotes	0		
Undervotes	2		
Contest Totals	346		

### Proposition 5 – State of Texas

Vote For 1

	TOTAL	VOTE %	
For	245	71.43%	
Against	98	28.57%	
Total Votes Cast	343	100.00%	
Overvotes	0		
Undervotes	3		
Contest Totals	346		



Collin County Seal  
 Watermark Seal for Collin County,  
 Collin County Government

## PCT 143

### Proposition 6 – State of Texas

Vote For 1

	TOTAL	VOTE %	
For	209	61.29%	
Against	132	38.71%	
Total Votes Cast	341	100.00%	
Overvotes	0		
Undervotes	5		
Contest Totals	346		

### Proposition 7 – State of Texas

Vote For 1

	TOTAL	VOTE %	
For	293	85.42%	
Against	50	14.58%	
Total Votes Cast	343	100.00%	
Overvotes	0		
Undervotes	3		
Contest Totals	346		

### Proposition 8 – State of Texas

Vote For 1

	TOTAL	VOTE %	
For	263	76.01%	
Against	83	23.99%	
Total Votes Cast	346	100.00%	
Overvotes	0		
Undervotes	0		
Contest Totals	346		

### Proposition 9 – State of Texas

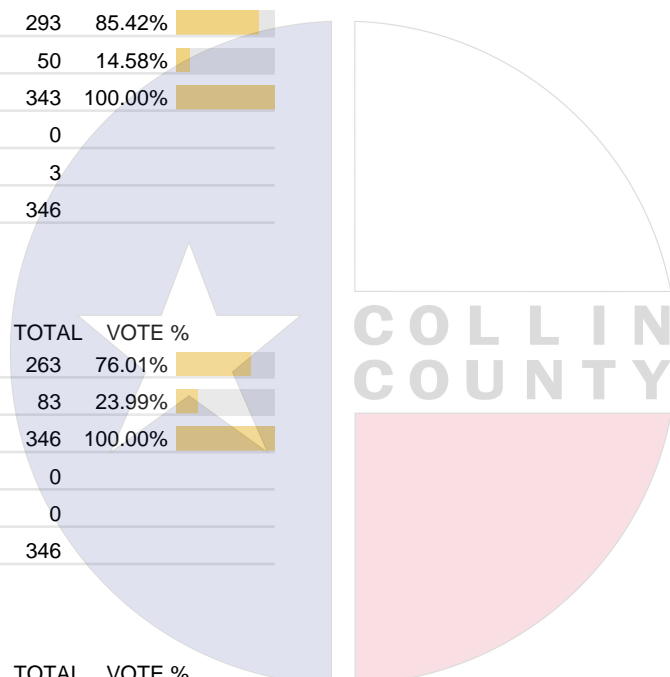
Vote For 1

	TOTAL	VOTE %	
For	253	73.55%	
Against	91	26.45%	
Total Votes Cast	344	100.00%	
Overvotes	0		
Undervotes	2		
Contest Totals	346		

### Proposition 10 – State of Texas

Vote For 1

	TOTAL	VOTE %	
For	302	87.54%	
Against	43	12.46%	
Total Votes Cast	345	100.00%	
Overvotes	0		
Undervotes	1		
Contest Totals	346		



Collin County Seal  
 Watermark Seal for Collin County.  
 Collin County Government

## PCT 143

### Proposition 11 – State of Texas

Vote For 1

	TOTAL	VOTE %	
For	269	77.75%	
Against	77	22.25%	
Total Votes Cast	346	100.00%	
Overvotes	0		
Undervotes	0		
Contest Totals	346		

### Proposition 12 – State of Texas

Vote For 1

	TOTAL	VOTE %	
For	210	61.40%	
Against	132	38.60%	
Total Votes Cast	342	100.00%	
Overvotes	0		
Undervotes	4		
Contest Totals	346		

### Proposition 13 – State of Texas

Vote For 1

	TOTAL	VOTE %	
For	288	83.24%	
Against	58	16.76%	
Total Votes Cast	346	100.00%	
Overvotes	0		
Undervotes	0		
Contest Totals	346		

### Proposition 14 – State of Texas

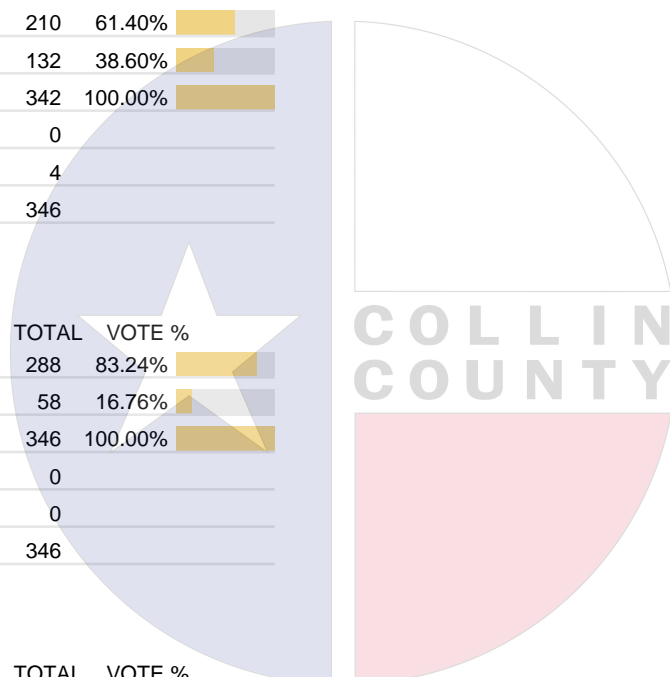
Vote For 1

	TOTAL	VOTE %	
For	244	70.72%	
Against	101	29.28%	
Total Votes Cast	345	100.00%	
Overvotes	0		
Undervotes	1		
Contest Totals	346		

### Proposition 15 – State of Texas

Vote For 1

	TOTAL	VOTE %	
For	235	68.31%	
Against	109	31.69%	
Total Votes Cast	344	100.00%	
Overvotes	0		
Undervotes	2		
Contest Totals	346		



Collin County Seal  
 Watermark Seal for Collin County.  
 Collin County Government

### PCT 143

#### Proposition 16 – State of Texas

Vote For 1

	TOTAL	VOTE %	
For	240	69.57%	
Against	105	30.43%	
Total Votes Cast	345	100.00%	
Overvotes	0		
Undervotes	1		
Contest Totals	346		

#### Proposition 17 – State of Texas

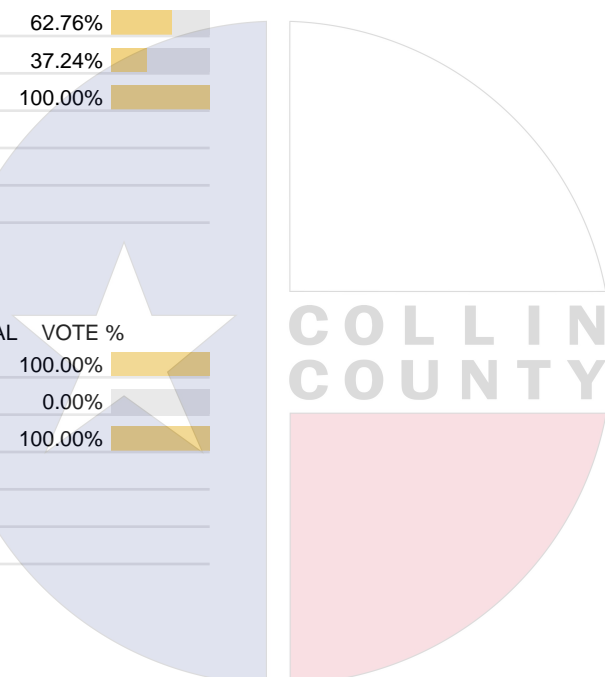
Vote For 1

	TOTAL	VOTE %	
For	214	62.76%	
Against	127	37.24%	
Total Votes Cast	341	100.00%	
Overvotes	0		
Undervotes	5		
Contest Totals	346		

#### Proposition – Collin County ESD, No. 1

Vote For 1

	TOTAL	VOTE %	
For	3	100.00%	
Against	0	0.00%	
Total Votes Cast	3	100.00%	
Overvotes	0		
Undervotes	0		
Contest Totals	3		



Collin County Seal  
 Watermark Seal for Collin County.  
 Collin County Government

## PCT 144

### Proposition 1 – State of Texas

Vote For 1

	TOTAL	VOTE %	
For	348	60.95%	
Against	223	39.05%	
Total Votes Cast	571	100.00%	
Overvotes	1		
Undervotes	3		
Contest Totals	575		

### Proposition 2 – State of Texas

Vote For 1

	TOTAL	VOTE %	
For	388	68.19%	
Against	181	31.81%	
Total Votes Cast	569	100.00%	
Overvotes	0		
Undervotes	6		
Contest Totals	575		

### Proposition 3 – State of Texas

Vote For 1

	TOTAL	VOTE %	
For	290	51.15%	
Against	277	48.85%	
Total Votes Cast	567	100.00%	
Overvotes	0		
Undervotes	8		
Contest Totals	575		

### Proposition 4 – State of Texas

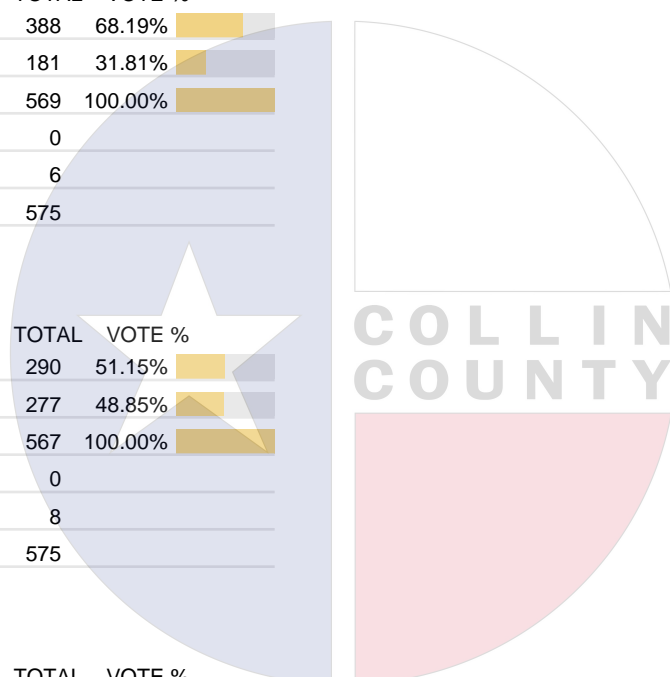
Vote For 1

	TOTAL	VOTE %	
For	358	63.25%	
Against	208	36.75%	
Total Votes Cast	566	100.00%	
Overvotes	0		
Undervotes	9		
Contest Totals	575		

### Proposition 5 – State of Texas

Vote For 1

	TOTAL	VOTE %	
For	417	74.07%	
Against	146	25.93%	
Total Votes Cast	563	100.00%	
Overvotes	0		
Undervotes	12		
Contest Totals	575		



Collin County Seal  
 Watermark Seal for Collin County.  
 Collin County Government

## PCT 144

### Proposition 6 – State of Texas

Vote For 1

	TOTAL	VOTE %	
For	328	58.68%	
Against	231	41.32%	
Total Votes Cast	559	100.00%	
Overvotes	1		
Undervotes	15		
Contest Totals	575		

### Proposition 7 – State of Texas

Vote For 1

	TOTAL	VOTE %	
For	490	86.12%	
Against	79	13.88%	
Total Votes Cast	569	100.00%	
Overvotes	0		
Undervotes	6		
Contest Totals	575		

### Proposition 8 – State of Texas

Vote For 1

	TOTAL	VOTE %	
For	421	73.73%	
Against	150	26.27%	
Total Votes Cast	571	100.00%	
Overvotes	0		
Undervotes	4		
Contest Totals	575		

### Proposition 9 – State of Texas

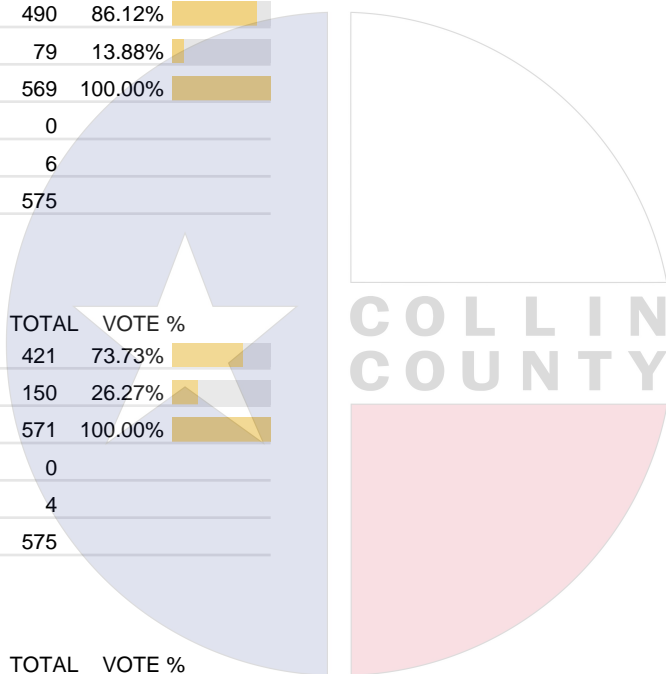
Vote For 1

	TOTAL	VOTE %	
For	416	73.63%	
Against	149	26.37%	
Total Votes Cast	565	100.00%	
Overvotes	0		
Undervotes	10		
Contest Totals	575		

### Proposition 10 – State of Texas

Vote For 1

	TOTAL	VOTE %	
For	527	92.46%	
Against	43	7.54%	
Total Votes Cast	570	100.00%	
Overvotes	0		
Undervotes	5		
Contest Totals	575		



Collin County Seal  
 Watermark Seal for Collin County.  
 Collin County Government

## PCT 144

### Proposition 11 – State of Texas

Vote For 1

	TOTAL	VOTE %	
For	423	73.95%	
Against	149	26.05%	
Total Votes Cast	572	100.00%	
Overvotes	0		
Undervotes	3		
Contest Totals	575		

### Proposition 12 – State of Texas

Vote For 1

	TOTAL	VOTE %	
For	344	61.54%	
Against	215	38.46%	
Total Votes Cast	559	100.00%	
Overvotes	1		
Undervotes	15		
Contest Totals	575		

### Proposition 13 – State of Texas

Vote For 1

	TOTAL	VOTE %	
For	508	88.50%	
Against	66	11.50%	
Total Votes Cast	574	100.00%	
Overvotes	0		
Undervotes	1		
Contest Totals	575		

### Proposition 14 – State of Texas

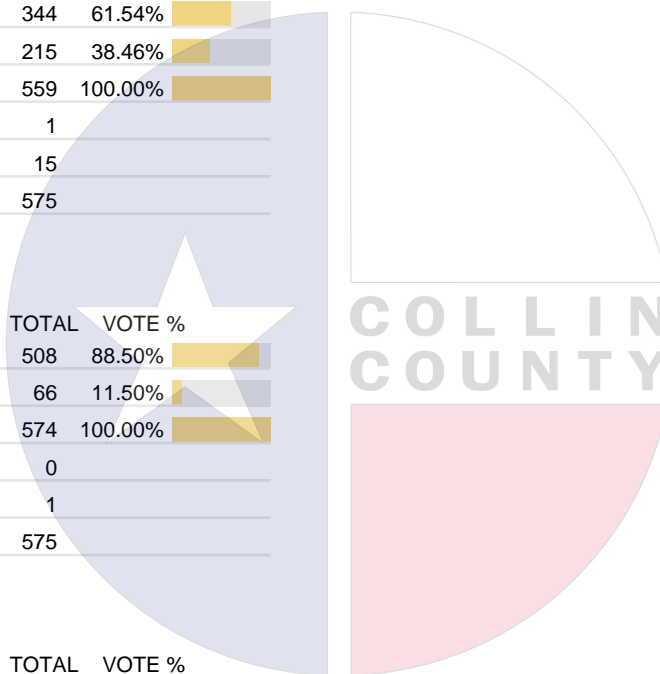
Vote For 1

	TOTAL	VOTE %	
For	327	57.47%	
Against	242	42.53%	
Total Votes Cast	569	100.00%	
Overvotes	0		
Undervotes	6		
Contest Totals	575		

### Proposition 15 – State of Texas

Vote For 1

	TOTAL	VOTE %	
For	396	69.60%	
Against	173	30.40%	
Total Votes Cast	569	100.00%	
Overvotes	0		
Undervotes	6		
Contest Totals	575		



Collin County Seal  
 Watermark Seal for Collin County.  
 Collin County Government

## PCT 144

### Proposition 16 – State of Texas

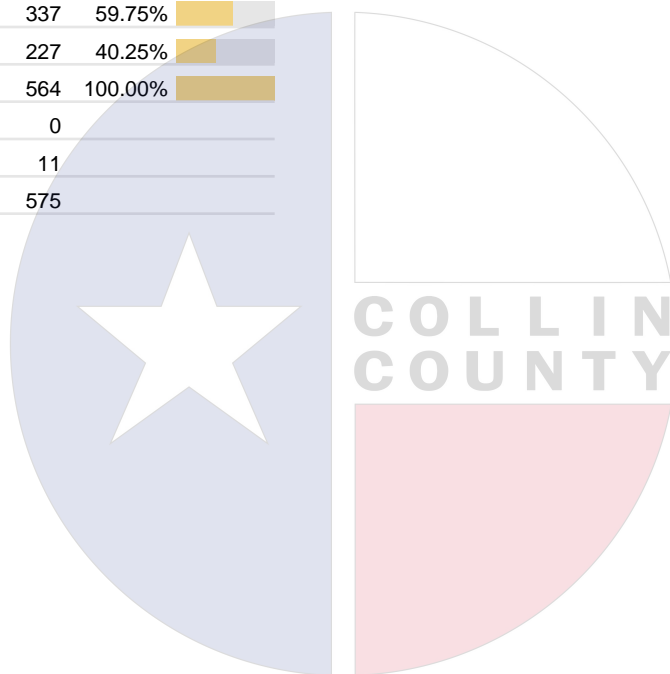
Vote For 1

	TOTAL	VOTE %	
For	391	68.72%	
Against	178	31.28%	
Total Votes Cast	569	100.00%	
Overvotes	1		
Undervotes	5		
Contest Totals	575		

### Proposition 17 – State of Texas

Vote For 1

	TOTAL	VOTE %	
For	337	59.75%	
Against	227	40.25%	
Total Votes Cast	564	100.00%	
Overvotes	0		
Undervotes	11		
Contest Totals	575		



Collin County Seal  
 Watermark Seal for Collin County.  
 Collin County Government

## PCT 145

### Proposition 1 – State of Texas

Vote For 1

	TOTAL	VOTE %	
For	174	70.45%	
Against	73	29.55%	
Total Votes Cast	247	100.00%	
Overvotes	0		
Undervotes	3		
Contest Totals	250		

### Proposition 2 – State of Texas

Vote For 1

	TOTAL	VOTE %	
For	140	56.68%	
Against	107	43.32%	
Total Votes Cast	247	100.00%	
Overvotes	0		
Undervotes	3		
Contest Totals	250		

### Proposition 3 – State of Texas

Vote For 1

	TOTAL	VOTE %	
For	128	51.20%	
Against	122	48.80%	
Total Votes Cast	250	100.00%	
Overvotes	0		
Undervotes	0		
Contest Totals	250		

### Proposition 4 – State of Texas

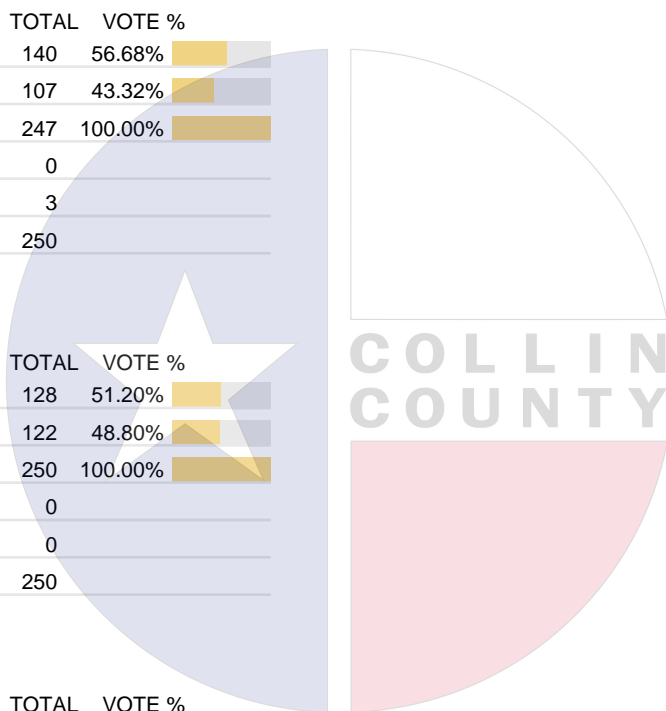
Vote For 1

	TOTAL	VOTE %	
For	182	73.39%	
Against	66	26.61%	
Total Votes Cast	248	100.00%	
Overvotes	0		
Undervotes	2		
Contest Totals	250		

### Proposition 5 – State of Texas

Vote For 1

	TOTAL	VOTE %	
For	150	60.98%	
Against	96	39.02%	
Total Votes Cast	246	100.00%	
Overvotes	0		
Undervotes	4		
Contest Totals	250		



Collin County Seal  
 Watermark Seal for Collin County.  
 Collin County Government

## PCT 145

### Proposition 6 – State of Texas

Vote For 1

	TOTAL	VOTE %	
For	107	43.85%	
Against	137	56.15%	
Total Votes Cast	244	100.00%	
Overvotes	0		
Undervotes	6		
Contest Totals	250		

### Proposition 7 – State of Texas

Vote For 1

	TOTAL	VOTE %	
For	201	82.04%	
Against	44	17.96%	
Total Votes Cast	245	100.00%	
Overvotes	0		
Undervotes	5		
Contest Totals	250		

### Proposition 8 – State of Texas

Vote For 1

	TOTAL	VOTE %	
For	161	64.66%	
Against	88	35.34%	
Total Votes Cast	249	100.00%	
Overvotes	0		
Undervotes	1		
Contest Totals	250		

### Proposition 9 – State of Texas

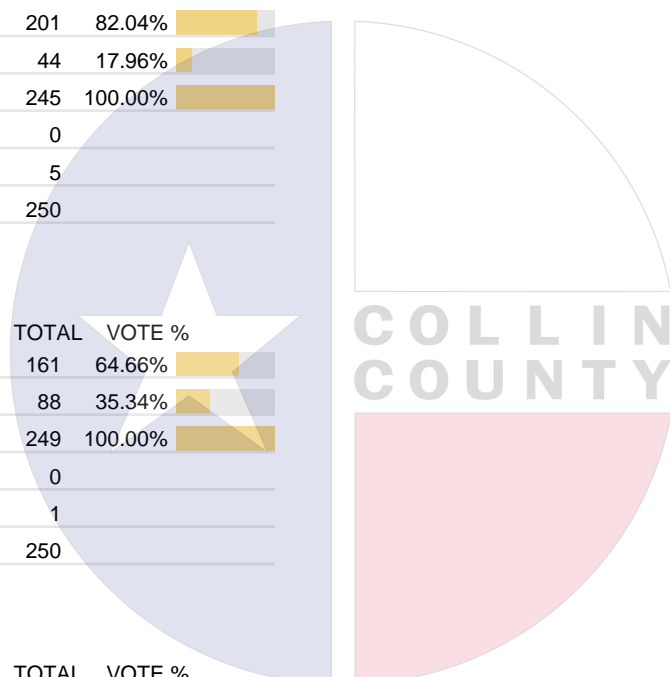
Vote For 1

	TOTAL	VOTE %	
For	157	63.82%	
Against	89	36.18%	
Total Votes Cast	246	100.00%	
Overvotes	0		
Undervotes	4		
Contest Totals	250		

### Proposition 10 – State of Texas

Vote For 1

	TOTAL	VOTE %	
For	219	88.31%	
Against	29	11.69%	
Total Votes Cast	248	100.00%	
Overvotes	0		
Undervotes	2		
Contest Totals	250		



Collin County Seal  
 Watermark Seal for Collin County.  
 Collin County Government

## PCT 145

### Proposition 11 – State of Texas

Vote For 1

	TOTAL	VOTE %	
For	186	75.61%	
Against	60	24.39%	
Total Votes Cast	246	100.00%	
Overvotes	1		
Undervotes	3		
Contest Totals	250		

### Proposition 12 – State of Texas

Vote For 1

	TOTAL	VOTE %	
For	131	53.04%	
Against	116	46.96%	
Total Votes Cast	247	100.00%	
Overvotes	0		
Undervotes	3		
Contest Totals	250		

### Proposition 13 – State of Texas

Vote For 1

	TOTAL	VOTE %	
For	193	78.46%	
Against	53	21.54%	
Total Votes Cast	246	100.00%	
Overvotes	1		
Undervotes	3		
Contest Totals	250		

### Proposition 14 – State of Texas

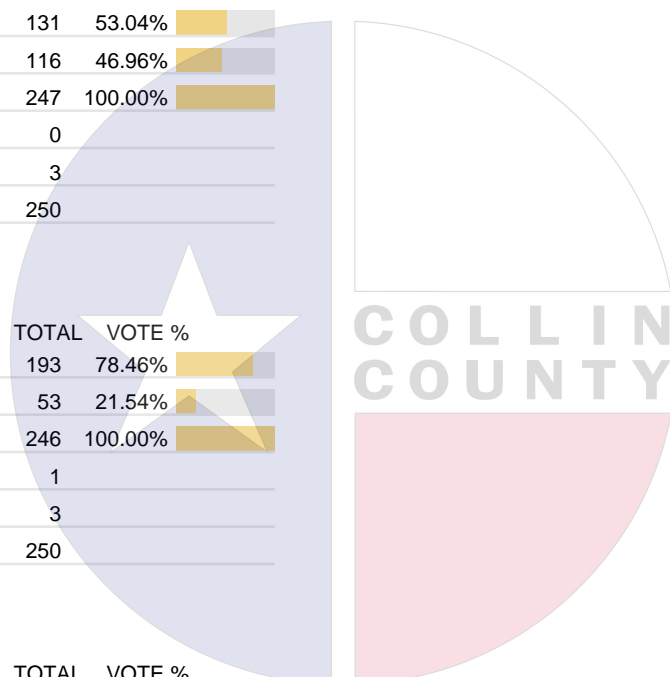
Vote For 1

	TOTAL	VOTE %	
For	179	72.76%	
Against	67	27.24%	
Total Votes Cast	246	100.00%	
Overvotes	0		
Undervotes	4		
Contest Totals	250		

### Proposition 15 – State of Texas

Vote For 1

	TOTAL	VOTE %	
For	156	62.65%	
Against	93	37.35%	
Total Votes Cast	249	100.00%	
Overvotes	0		
Undervotes	1		
Contest Totals	250		



Collin County Seal  
 Watermark Seal for Collin County.  
 Collin County Government

## PCT 145

### Proposition 16 – State of Texas

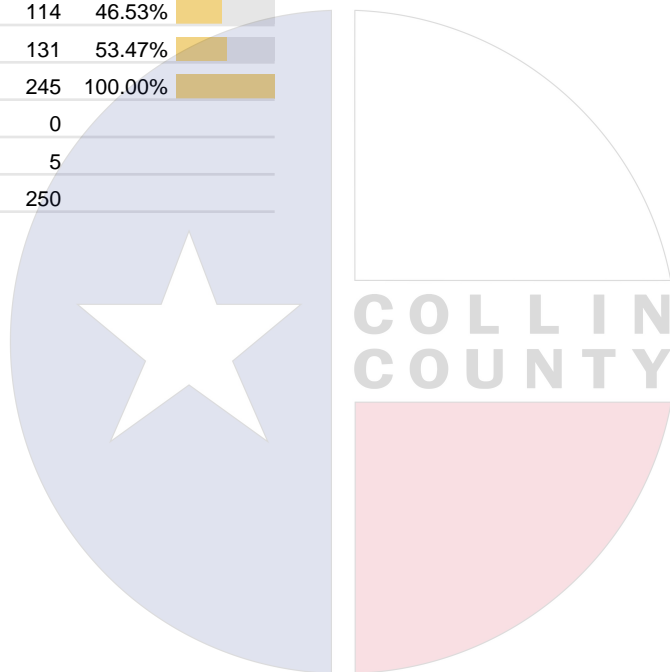
Vote For 1

	TOTAL	VOTE %	
For	155	62.00%	
Against	95	38.00%	
Total Votes Cast	250	100.00%	
Overvotes	0		
Undervotes	0		
Contest Totals	250		

### Proposition 17 – State of Texas

Vote For 1

	TOTAL	VOTE %	
For	114	46.53%	
Against	131	53.47%	
Total Votes Cast	245	100.00%	
Overvotes	0		
Undervotes	5		
Contest Totals	250		



Collin County Seal  
 Watermark Seal for Collin County.  
 Collin County Government

## PCT 146

### Proposition 1 – State of Texas

Vote For 1

	TOTAL	VOTE %	
For	423	68.78%	
Against	192	31.22%	
Total Votes Cast	615	100.00%	
Overvotes	0		
Undervotes	4		
Contest Totals	619		

### Proposition 2 – State of Texas

Vote For 1

	TOTAL	VOTE %	
For	354	57.47%	
Against	262	42.53%	
Total Votes Cast	616	100.00%	
Overvotes	0		
Undervotes	3		
Contest Totals	619		

### Proposition 3 – State of Texas

Vote For 1

	TOTAL	VOTE %	
For	298	48.53%	
Against	316	51.47%	
Total Votes Cast	614	100.00%	
Overvotes	0		
Undervotes	5		
Contest Totals	619		

### Proposition 4 – State of Texas

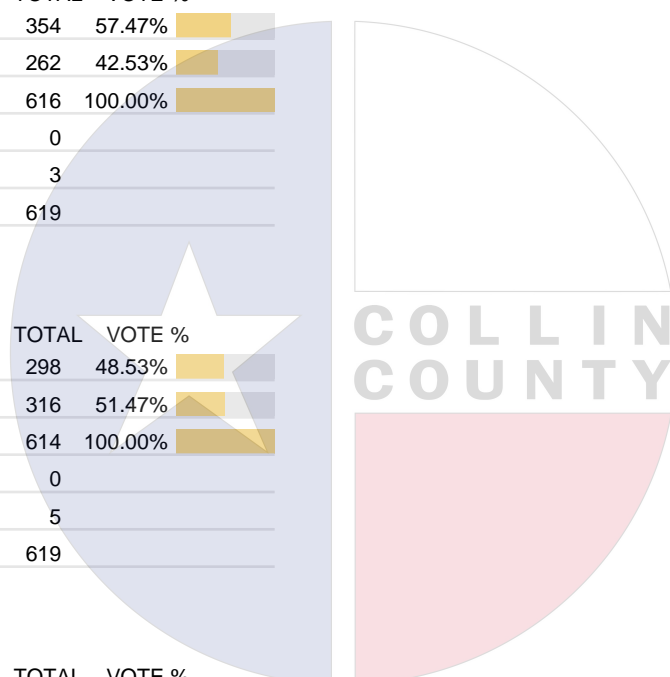
Vote For 1

	TOTAL	VOTE %	
For	430	70.03%	
Against	184	29.97%	
Total Votes Cast	614	100.00%	
Overvotes	0		
Undervotes	5		
Contest Totals	619		

### Proposition 5 – State of Texas

Vote For 1

	TOTAL	VOTE %	
For	410	67.10%	
Against	201	32.90%	
Total Votes Cast	611	100.00%	
Overvotes	0		
Undervotes	8		
Contest Totals	619		



Collin County Seal  
 Watermark Seal for Collin County.  
 Collin County Government

## PCT 146

### Proposition 6 – State of Texas

Vote For 1

	TOTAL	VOTE %	
For	316	51.63%	
Against	296	48.37%	
Total Votes Cast	612	100.00%	
Overvotes	0		
Undervotes	7		
Contest Totals	619		

### Proposition 7 – State of Texas

Vote For 1

	TOTAL	VOTE %	
For	530	86.04%	
Against	86	13.96%	
Total Votes Cast	616	100.00%	
Overvotes	0		
Undervotes	3		
Contest Totals	619		

### Proposition 8 – State of Texas

Vote For 1

	TOTAL	VOTE %	
For	398	64.61%	
Against	218	35.39%	
Total Votes Cast	616	100.00%	
Overvotes	1		
Undervotes	2		
Contest Totals	619		

### Proposition 9 – State of Texas

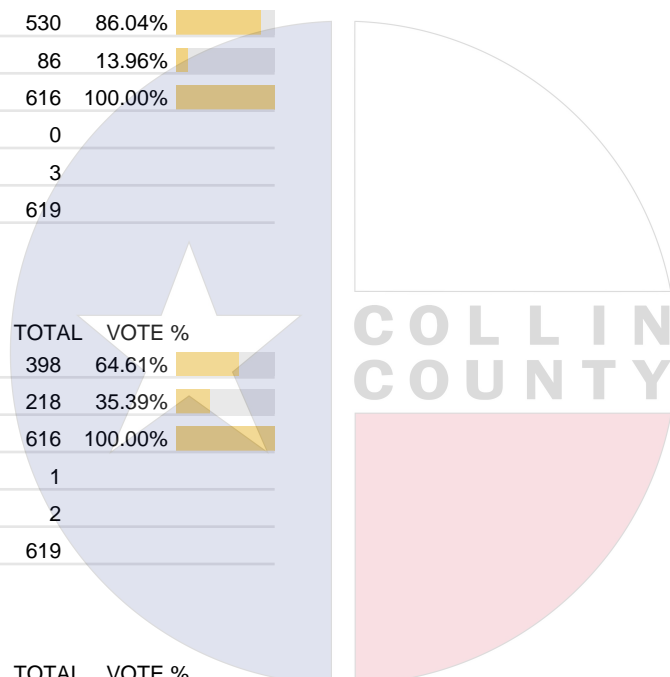
Vote For 1

	TOTAL	VOTE %	
For	401	65.31%	
Against	213	34.69%	
Total Votes Cast	614	100.00%	
Overvotes	0		
Undervotes	5		
Contest Totals	619		

### Proposition 10 – State of Texas

Vote For 1

	TOTAL	VOTE %	
For	540	87.80%	
Against	75	12.20%	
Total Votes Cast	615	100.00%	
Overvotes	0		
Undervotes	4		
Contest Totals	619		



Collin County Seal  
 Watermark Seal for Collin County.  
 Collin County Government

## PCT 146

### Proposition 11 – State of Texas

Vote For 1

	TOTAL	VOTE %	
For	485	78.86%	
Against	130	21.14%	
Total Votes Cast	615	100.00%	
Overvotes	2		
Undervotes	2		
Contest Totals	619		

### Proposition 12 – State of Texas

Vote For 1

	TOTAL	VOTE %	
For	318	51.88%	
Against	295	48.12%	
Total Votes Cast	613	100.00%	
Overvotes	0		
Undervotes	6		
Contest Totals	619		

### Proposition 13 – State of Texas

Vote For 1

	TOTAL	VOTE %	
For	508	82.33%	
Against	109	17.67%	
Total Votes Cast	617	100.00%	
Overvotes	1		
Undervotes	1		
Contest Totals	619		

### Proposition 14 – State of Texas

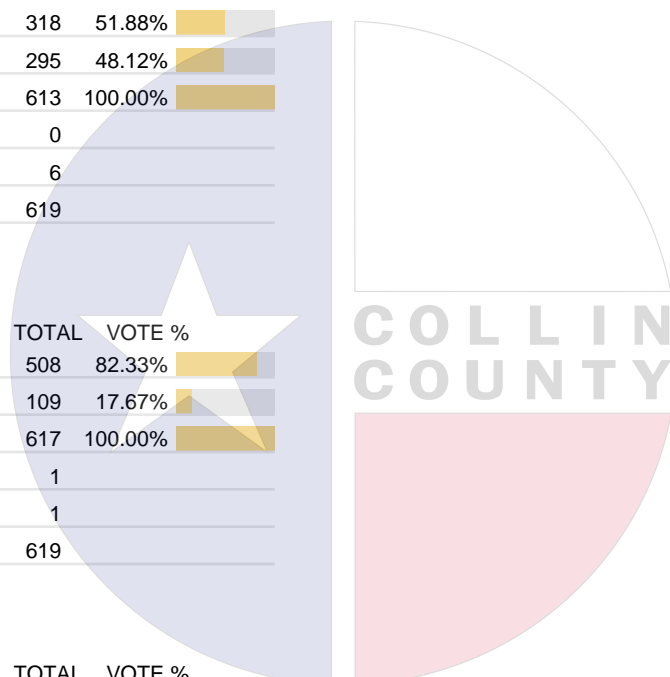
Vote For 1

	TOTAL	VOTE %	
For	420	68.40%	
Against	194	31.60%	
Total Votes Cast	614	100.00%	
Overvotes	1		
Undervotes	4		
Contest Totals	619		

### Proposition 15 – State of Texas

Vote For 1

	TOTAL	VOTE %	
For	363	58.83%	
Against	254	41.17%	
Total Votes Cast	617	100.00%	
Overvotes	0		
Undervotes	2		
Contest Totals	619		



Collin County Seal  
 Watermark Seal for Collin County.  
 Collin County Government

## PCT 146

### Proposition 16 – State of Texas

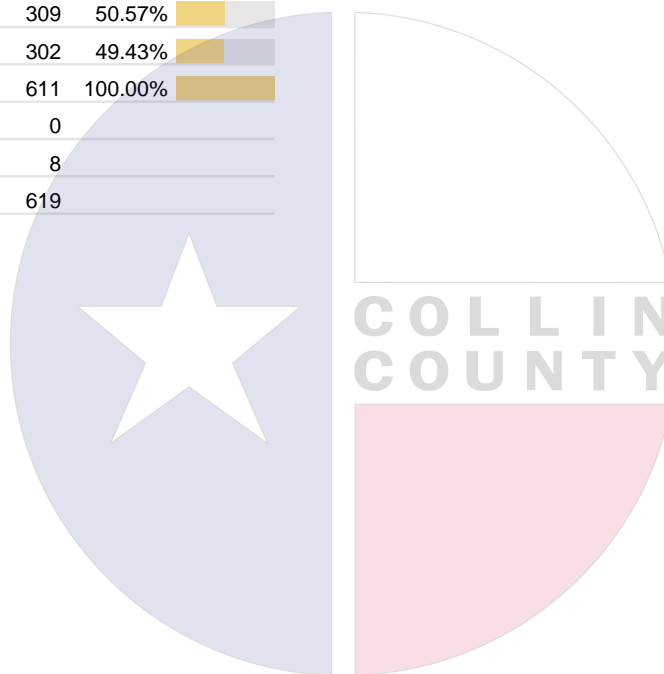
Vote For 1

	TOTAL	VOTE %	
For	374	60.71%	
Against	242	39.29%	
Total Votes Cast	616	100.00%	
Overvotes	1		
Undervotes	2		
Contest Totals	619		

### Proposition 17 – State of Texas

Vote For 1

	TOTAL	VOTE %	
For	309	50.57%	
Against	302	49.43%	
Total Votes Cast	611	100.00%	
Overvotes	0		
Undervotes	8		
Contest Totals	619		



Collin County Seal  
 Watermark Seal for Collin County.  
 Collin County Government

## PCT 147

### Proposition 1 – State of Texas

Vote For 1

	TOTAL	VOTE %	
For	157	72.35%	
Against	60	27.65%	
Total Votes Cast	217	100.00%	
Overvotes	0		
Undervotes	2		
Contest Totals	219		

### Proposition 2 – State of Texas

Vote For 1

	TOTAL	VOTE %	
For	126	57.80%	
Against	92	42.20%	
Total Votes Cast	218	100.00%	
Overvotes	0		
Undervotes	1		
Contest Totals	219		

### Proposition 3 – State of Texas

Vote For 1

	TOTAL	VOTE %	
For	114	52.05%	
Against	105	47.95%	
Total Votes Cast	219	100.00%	
Overvotes	0		
Undervotes	0		
Contest Totals	219		

### Proposition 4 – State of Texas

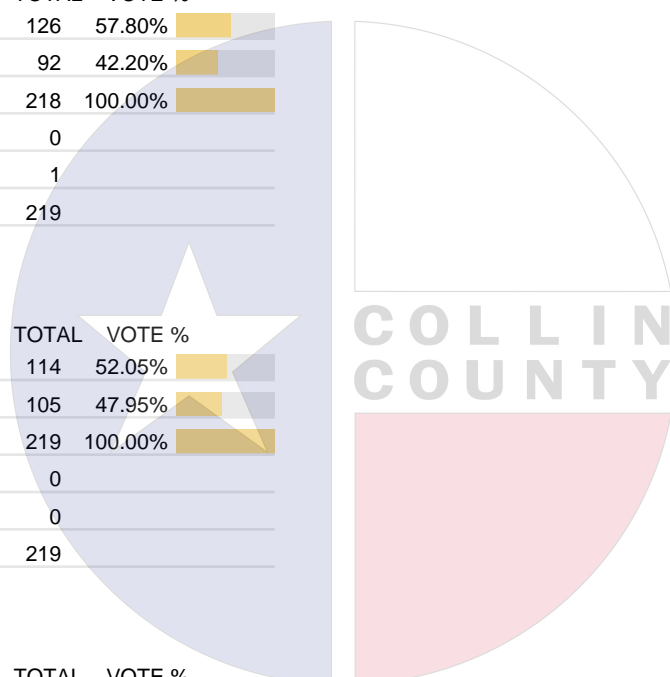
Vote For 1

	TOTAL	VOTE %	
For	148	68.52%	
Against	68	31.48%	
Total Votes Cast	216	100.00%	
Overvotes	0		
Undervotes	3		
Contest Totals	219		

### Proposition 5 – State of Texas

Vote For 1

	TOTAL	VOTE %	
For	133	61.57%	
Against	83	38.43%	
Total Votes Cast	216	100.00%	
Overvotes	0		
Undervotes	3		
Contest Totals	219		



Collin County Seal  
 Watermark Seal for Collin County.  
 Collin County Government

## PCT 147

### Proposition 6 – State of Texas

Vote For 1

	TOTAL	VOTE %	
For	106	49.30%	
Against	109	50.70%	
Total Votes Cast	215	100.00%	
Overvotes	1		
Undervotes	3		
Contest Totals	219		

### Proposition 7 – State of Texas

Vote For 1

	TOTAL	VOTE %	
For	187	85.78%	
Against	31	14.22%	
Total Votes Cast	218	100.00%	
Overvotes	0		
Undervotes	1		
Contest Totals	219		

### Proposition 8 – State of Texas

Vote For 1

	TOTAL	VOTE %	
For	136	62.39%	
Against	82	37.61%	
Total Votes Cast	218	100.00%	
Overvotes	0		
Undervotes	1		
Contest Totals	219		

### Proposition 9 – State of Texas

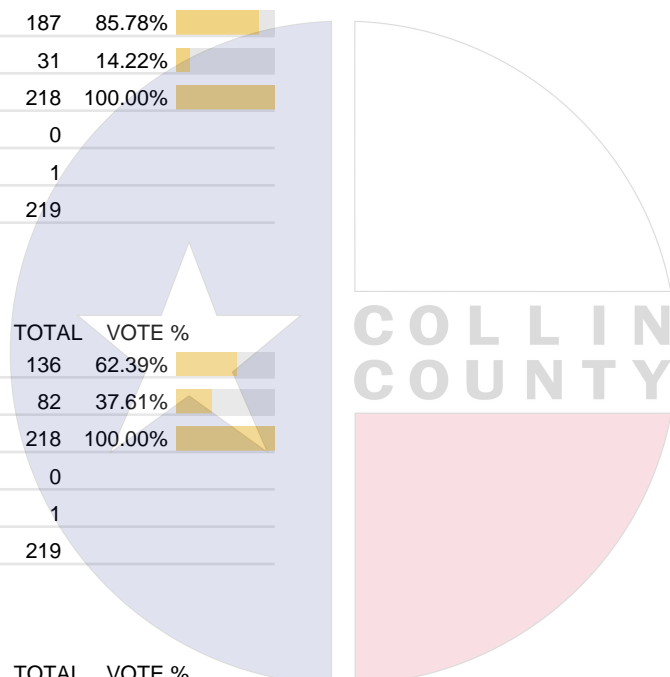
Vote For 1

	TOTAL	VOTE %	
For	143	65.90%	
Against	74	34.10%	
Total Votes Cast	217	100.00%	
Overvotes	0		
Undervotes	2		
Contest Totals	219		

### Proposition 10 – State of Texas

Vote For 1

	TOTAL	VOTE %	
For	187	85.78%	
Against	31	14.22%	
Total Votes Cast	218	100.00%	
Overvotes	0		
Undervotes	1		
Contest Totals	219		



Collin County Seal  
 Watermark Seal for Collin County.  
 Collin County Government

## PCT 147

### Proposition 11 – State of Texas

Vote For 1

	TOTAL	VOTE %	
For	161	74.54%	
Against	55	25.46%	
Total Votes Cast	216	100.00%	
Overvotes	0		
Undervotes	3		
Contest Totals	219		

### Proposition 12 – State of Texas

Vote For 1

	TOTAL	VOTE %	
For	104	48.37%	
Against	111	51.63%	
Total Votes Cast	215	100.00%	
Overvotes	0		
Undervotes	4		
Contest Totals	219		

### Proposition 13 – State of Texas

Vote For 1

	TOTAL	VOTE %	
For	170	77.98%	
Against	48	22.02%	
Total Votes Cast	218	100.00%	
Overvotes	0		
Undervotes	1		
Contest Totals	219		

### Proposition 14 – State of Texas

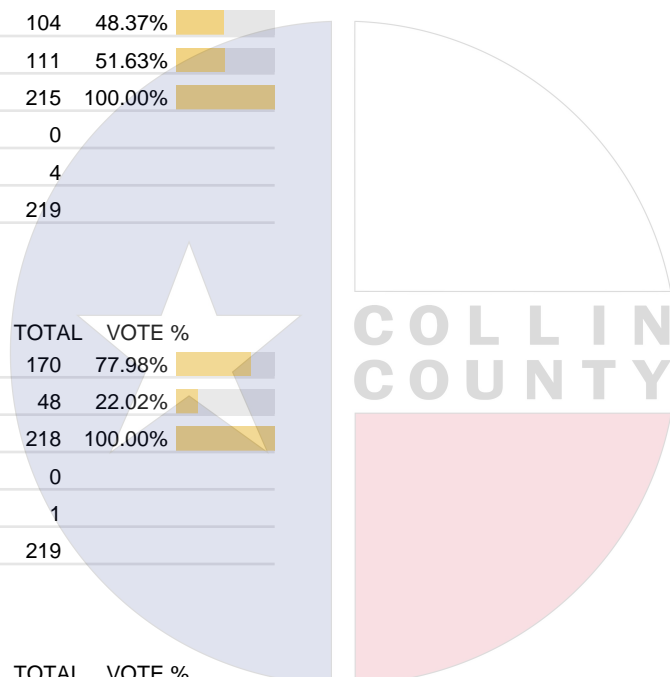
Vote For 1

	TOTAL	VOTE %	
For	163	74.77%	
Against	55	25.23%	
Total Votes Cast	218	100.00%	
Overvotes	0		
Undervotes	1		
Contest Totals	219		

### Proposition 15 – State of Texas

Vote For 1

	TOTAL	VOTE %	
For	117	53.92%	
Against	100	46.08%	
Total Votes Cast	217	100.00%	
Overvotes	1		
Undervotes	1		
Contest Totals	219		



Collin County Seal  
 Watermark Seal for Collin County.  
 Collin County Government

## PCT 147

### Proposition 16 – State of Texas

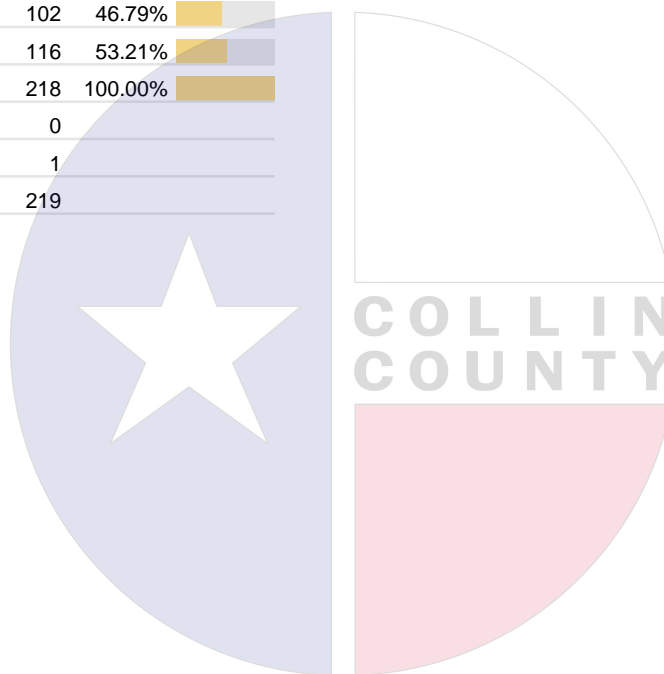
Vote For 1

	TOTAL	VOTE %	
For	128	58.72%	
Against	90	41.28%	
Total Votes Cast	218	100.00%	
Overvotes	0		
Undervotes	1		
Contest Totals	219		

### Proposition 17 – State of Texas

Vote For 1

	TOTAL	VOTE %	
For	102	46.79%	
Against	116	53.21%	
Total Votes Cast	218	100.00%	
Overvotes	0		
Undervotes	1		
Contest Totals	219		



Collin County Seal  
 Watermark Seal for Collin County.  
 Collin County Government

## PCT 148

### Proposition 1 – State of Texas

Vote For 1

	TOTAL	VOTE %	
For	122	71.76%	
Against	48	28.24%	
Total Votes Cast	170	100.00%	
Overvotes	1		
Undervotes	4		
Contest Totals	175		

### Proposition 2 – State of Texas

Vote For 1

	TOTAL	VOTE %	
For	119	69.19%	
Against	53	30.81%	
Total Votes Cast	172	100.00%	
Overvotes	0		
Undervotes	3		
Contest Totals	175		

### Proposition 3 – State of Texas

Vote For 1

	TOTAL	VOTE %	
For	96	56.14%	
Against	75	43.86%	
Total Votes Cast	171	100.00%	
Overvotes	0		
Undervotes	4		
Contest Totals	175		

### Proposition 4 – State of Texas

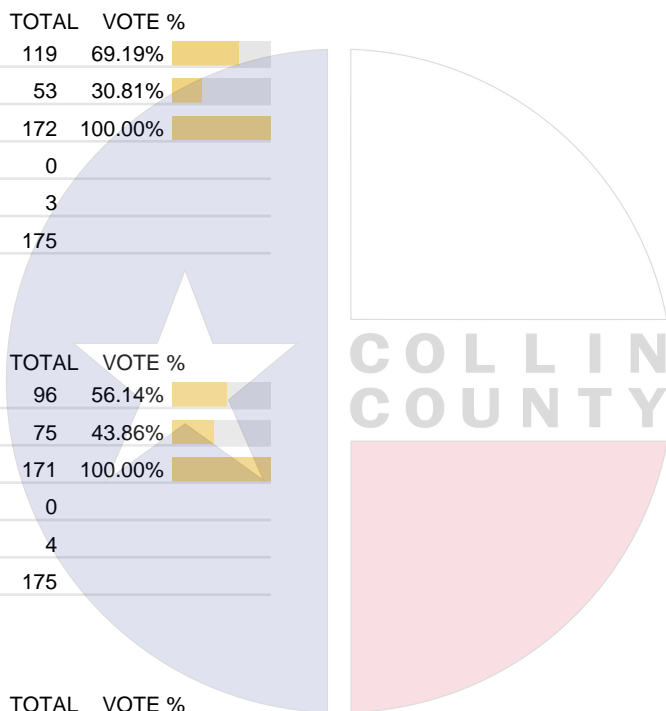
Vote For 1

	TOTAL	VOTE %	
For	124	72.51%	
Against	47	27.49%	
Total Votes Cast	171	100.00%	
Overvotes	0		
Undervotes	4		
Contest Totals	175		

### Proposition 5 – State of Texas

Vote For 1

	TOTAL	VOTE %	
For	111	66.47%	
Against	56	33.53%	
Total Votes Cast	167	100.00%	
Overvotes	0		
Undervotes	8		
Contest Totals	175		



Collin County Seal  
 Watermark Seal for Collin County.  
 Collin County Government

## PCT 148

### Proposition 6 – State of Texas

Vote For 1

	TOTAL	VOTE %	
For	92	54.76%	
Against	76	45.24%	
Total Votes Cast	168	100.00%	
Overvotes	0		
Undervotes	7		
Contest Totals	175		

### Proposition 7 – State of Texas

Vote For 1

	TOTAL	VOTE %	
For	151	89.88%	
Against	17	10.12%	
Total Votes Cast	168	100.00%	
Overvotes	0		
Undervotes	7		
Contest Totals	175		

### Proposition 8 – State of Texas

Vote For 1

	TOTAL	VOTE %	
For	120	70.59%	
Against	50	29.41%	
Total Votes Cast	170	100.00%	
Overvotes	0		
Undervotes	5		
Contest Totals	175		

### Proposition 9 – State of Texas

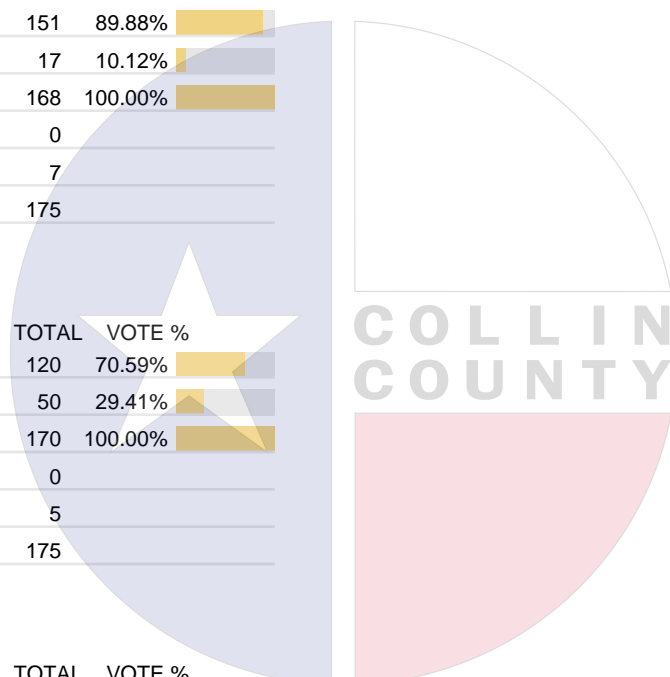
Vote For 1

	TOTAL	VOTE %	
For	122	73.49%	
Against	44	26.51%	
Total Votes Cast	166	100.00%	
Overvotes	0		
Undervotes	9		
Contest Totals	175		

### Proposition 10 – State of Texas

Vote For 1

	TOTAL	VOTE %	
For	149	88.17%	
Against	20	11.83%	
Total Votes Cast	169	100.00%	
Overvotes	0		
Undervotes	6		
Contest Totals	175		



Collin County Seal  
 Watermark Seal for Collin County.  
 Collin County Government

## PCT 148

### Proposition 11 – State of Texas

Vote For 1

	TOTAL	VOTE %	
For	139	80.35%	
Against	34	19.65%	
Total Votes Cast	173	100.00%	
Overvotes	0		
Undervotes	2		
Contest Totals	175		

### Proposition 12 – State of Texas

Vote For 1

	TOTAL	VOTE %	
For	101	60.48%	
Against	66	39.52%	
Total Votes Cast	167	100.00%	
Overvotes	0		
Undervotes	8		
Contest Totals	175		

### Proposition 13 – State of Texas

Vote For 1

	TOTAL	VOTE %	
For	143	82.66%	
Against	30	17.34%	
Total Votes Cast	173	100.00%	
Overvotes	0		
Undervotes	2		
Contest Totals	175		

### Proposition 14 – State of Texas

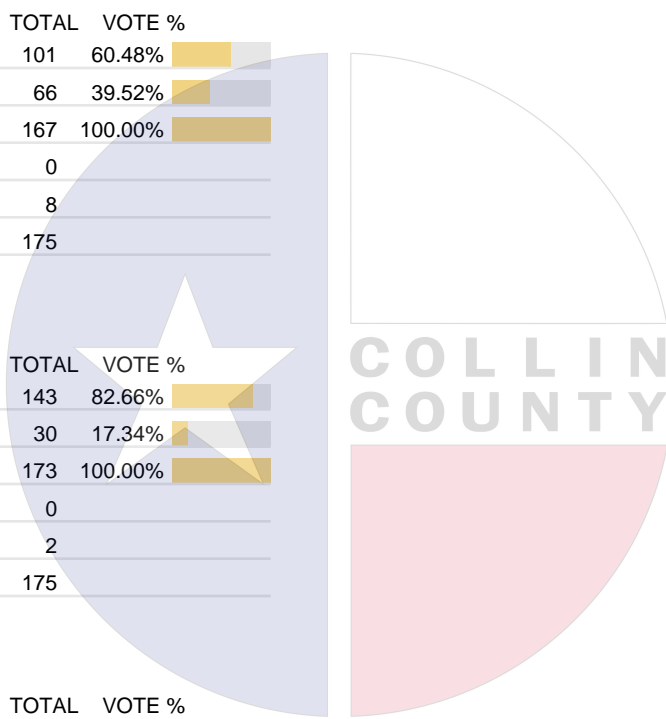
Vote For 1

	TOTAL	VOTE %	
For	131	77.51%	
Against	38	22.49%	
Total Votes Cast	169	100.00%	
Overvotes	1		
Undervotes	5		
Contest Totals	175		

### Proposition 15 – State of Texas

Vote For 1

	TOTAL	VOTE %	
For	118	69.82%	
Against	51	30.18%	
Total Votes Cast	169	100.00%	
Overvotes	1		
Undervotes	5		
Contest Totals	175		



Collin County Seal  
 Watermark Seal for Collin County.  
 Collin County Government

### PCT 148

#### Proposition 16 – State of Texas

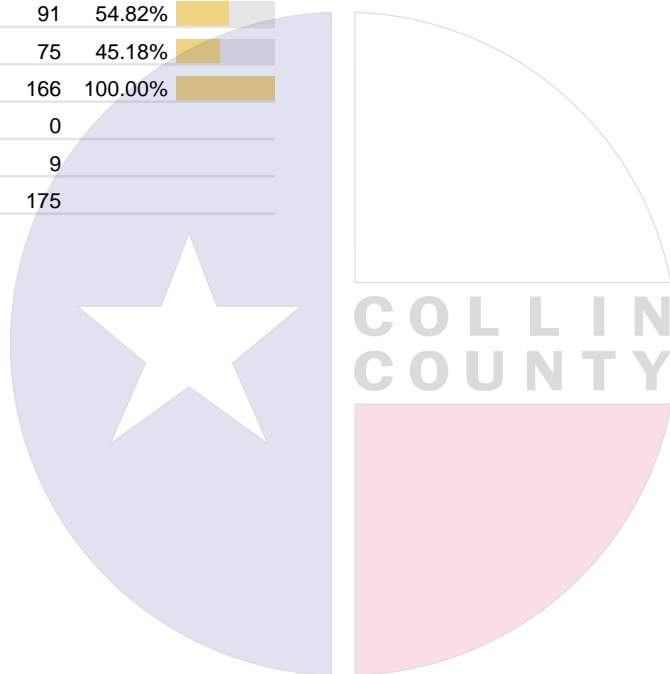
Vote For 1

	TOTAL	VOTE %	
For	124	71.68%	
Against	49	28.32%	
Total Votes Cast	173	100.00%	
Overvotes	0		
Undervotes	2		
Contest Totals	175		

#### Proposition 17 – State of Texas

Vote For 1

	TOTAL	VOTE %	
For	91	54.82%	
Against	75	45.18%	
Total Votes Cast	166	100.00%	
Overvotes	0		
Undervotes	9		
Contest Totals	175		



Collin County Seal  
 Watermark Seal for Collin County.  
 Collin County Government

## PCT 149

### Proposition 1 – State of Texas

Vote For 1

	TOTAL	VOTE %	
For	522	69.14%	
Against	233	30.86%	
Total Votes Cast	755	100.00%	
Overvotes	0		
Undervotes	10		
Contest Totals	765		

### Proposition 2 – State of Texas

Vote For 1

	TOTAL	VOTE %	
For	510	67.11%	
Against	250	32.89%	
Total Votes Cast	760	100.00%	
Overvotes	0		
Undervotes	5		
Contest Totals	765		

### Proposition 3 – State of Texas

Vote For 1

	TOTAL	VOTE %	
For	412	54.71%	
Against	341	45.29%	
Total Votes Cast	753	100.00%	
Overvotes	0		
Undervotes	12		
Contest Totals	765		

### Proposition 4 – State of Texas

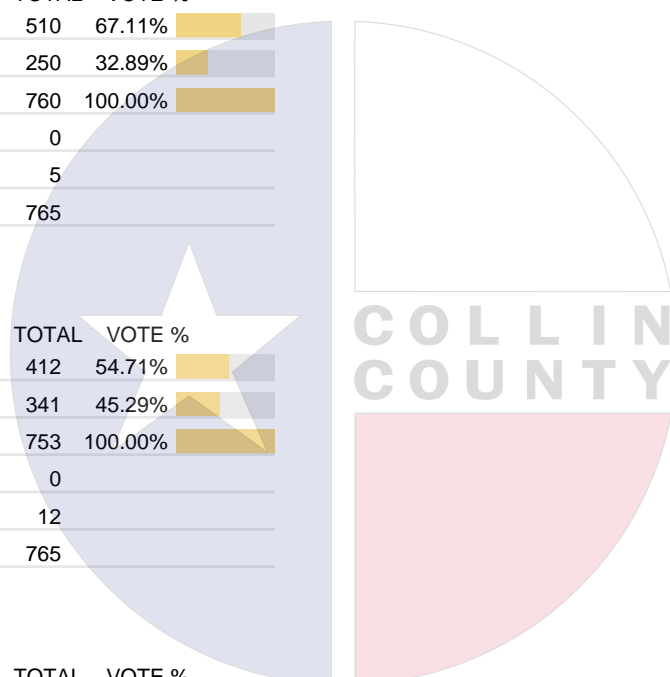
Vote For 1

	TOTAL	VOTE %	
For	561	73.82%	
Against	199	26.18%	
Total Votes Cast	760	100.00%	
Overvotes	0		
Undervotes	5		
Contest Totals	765		

### Proposition 5 – State of Texas

Vote For 1

	TOTAL	VOTE %	
For	498	66.40%	
Against	252	33.60%	
Total Votes Cast	750	100.00%	
Overvotes	0		
Undervotes	15		
Contest Totals	765		



Collin County Seal  
 Watermark Seal for Collin County.  
 Collin County Government

## PCT 149

### Proposition 6 – State of Texas

Vote For 1

	TOTAL	VOTE %	
For	431	57.24%	
Against	322	42.76%	
Total Votes Cast	753	100.00%	
Overvotes	0		
Undervotes	12		
Contest Totals	765		

### Proposition 7 – State of Texas

Vote For 1

	TOTAL	VOTE %	
For	673	88.55%	
Against	87	11.45%	
Total Votes Cast	760	100.00%	
Overvotes	1		
Undervotes	4		
Contest Totals	765		

### Proposition 8 – State of Texas

Vote For 1

	TOTAL	VOTE %	
For	551	72.40%	
Against	210	27.60%	
Total Votes Cast	761	100.00%	
Overvotes	0		
Undervotes	4		
Contest Totals	765		

### Proposition 9 – State of Texas

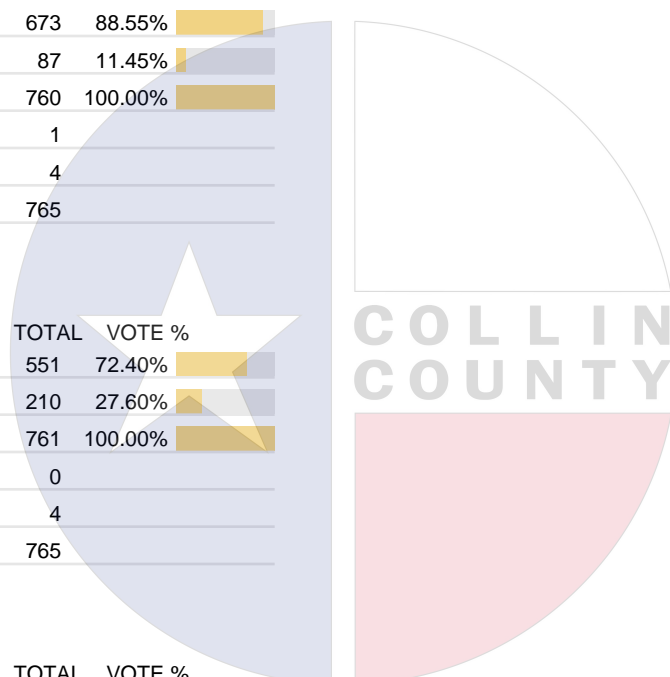
Vote For 1

	TOTAL	VOTE %	
For	520	69.06%	
Against	233	30.94%	
Total Votes Cast	753	100.00%	
Overvotes	0		
Undervotes	12		
Contest Totals	765		

### Proposition 10 – State of Texas

Vote For 1

	TOTAL	VOTE %	
For	696	91.94%	
Against	61	8.06%	
Total Votes Cast	757	100.00%	
Overvotes	1		
Undervotes	7		
Contest Totals	765		



Collin County Seal  
 Watermark Seal for Collin County.  
 Collin County Government

## PCT 149

### Proposition 11 – State of Texas

Vote For 1

	TOTAL	VOTE %	
For	622	81.63%	
Against	140	18.37%	
Total Votes Cast	762	100.00%	
Overvotes	1		
Undervotes	2		
Contest Totals	765		

### Proposition 12 – State of Texas

Vote For 1

	TOTAL	VOTE %	
For	436	58.21%	
Against	313	41.79%	
Total Votes Cast	749	100.00%	
Overvotes	0		
Undervotes	16		
Contest Totals	765		

### Proposition 13 – State of Texas

Vote For 1

	TOTAL	VOTE %	
For	641	84.23%	
Against	120	15.77%	
Total Votes Cast	761	100.00%	
Overvotes	0		
Undervotes	4		
Contest Totals	765		

### Proposition 14 – State of Texas

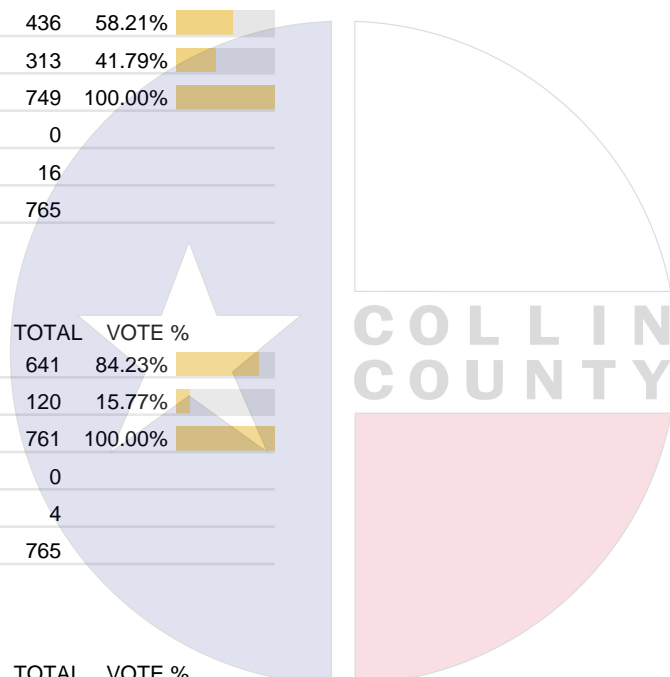
Vote For 1

	TOTAL	VOTE %	
For	501	66.18%	
Against	256	33.82%	
Total Votes Cast	757	100.00%	
Overvotes	1		
Undervotes	7		
Contest Totals	765		

### Proposition 15 – State of Texas

Vote For 1

	TOTAL	VOTE %	
For	496	65.78%	
Against	258	34.22%	
Total Votes Cast	754	100.00%	
Overvotes	1		
Undervotes	10		
Contest Totals	765		



Collin County Seal  
 Watermark Seal for Collin County.  
 Collin County Government

## PCT 149

### Proposition 16 – State of Texas

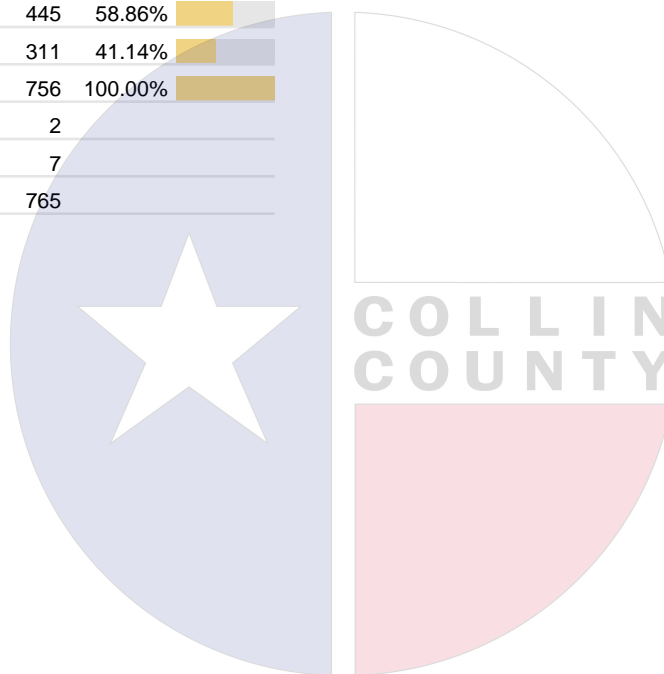
Vote For 1

	TOTAL	VOTE %	
For	520	68.51%	
Against	239	31.49%	
Total Votes Cast	759	100.00%	
Overvotes	1		
Undervotes	5		
Contest Totals	765		

### Proposition 17 – State of Texas

Vote For 1

	TOTAL	VOTE %	
For	445	58.86%	
Against	311	41.14%	
Total Votes Cast	756	100.00%	
Overvotes	2		
Undervotes	7		
Contest Totals	765		



Collin County Seal  
 Watermark Seal for Collin County.  
 Collin County Government

## PCT 150

### Proposition 1 – State of Texas

Vote For 1

	TOTAL	VOTE %	
For	792	65.67%	
Against	414	34.33%	
Total Votes Cast	1,206	100.00%	
Overvotes	0		
Undervotes	29		
Contest Totals	1,235		

### Proposition 2 – State of Texas

Vote For 1

	TOTAL	VOTE %	
For	903	74.20%	
Against	314	25.80%	
Total Votes Cast	1,217	100.00%	
Overvotes	2		
Undervotes	16		
Contest Totals	1,235		

### Proposition 3 – State of Texas

Vote For 1

	TOTAL	VOTE %	
For	738	60.69%	
Against	478	39.31%	
Total Votes Cast	1,216	100.00%	
Overvotes	1		
Undervotes	18		
Contest Totals	1,235		

### Proposition 4 – State of Texas

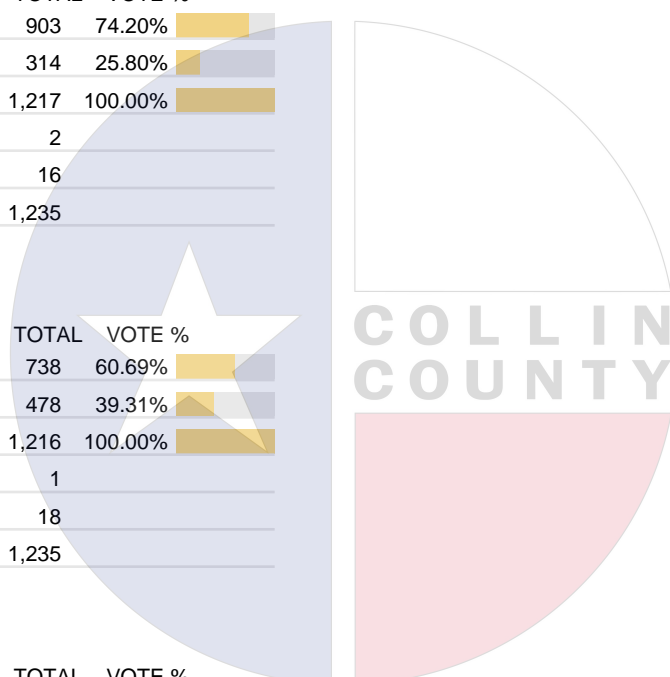
Vote For 1

	TOTAL	VOTE %	
For	818	67.38%	
Against	396	32.62%	
Total Votes Cast	1,214	100.00%	
Overvotes	0		
Undervotes	21		
Contest Totals	1,235		

### Proposition 5 – State of Texas

Vote For 1

	TOTAL	VOTE %	
For	829	69.66%	
Against	361	30.34%	
Total Votes Cast	1,190	100.00%	
Overvotes	0		
Undervotes	45		
Contest Totals	1,235		



Collin County Seal  
 Watermark Seal for Collin County.  
 Collin County Government

## PCT 150

### Proposition 6 – State of Texas

Vote For 1

	TOTAL	VOTE %	
For	761	63.58%	
Against	436	36.42%	
Total Votes Cast	1,197	100.00%	
Overvotes	0		
Undervotes	38		
Contest Totals	1,235		

### Proposition 7 – State of Texas

Vote For 1

	TOTAL	VOTE %	
For	1,097	89.92%	
Against	123	10.08%	
Total Votes Cast	1,220	100.00%	
Overvotes	0		
Undervotes	15		
Contest Totals	1,235		

### Proposition 8 – State of Texas

Vote For 1

	TOTAL	VOTE %	
For	974	79.32%	
Against	254	20.68%	
Total Votes Cast	1,228	100.00%	
Overvotes	0		
Undervotes	7		
Contest Totals	1,235		

### Proposition 9 – State of Texas

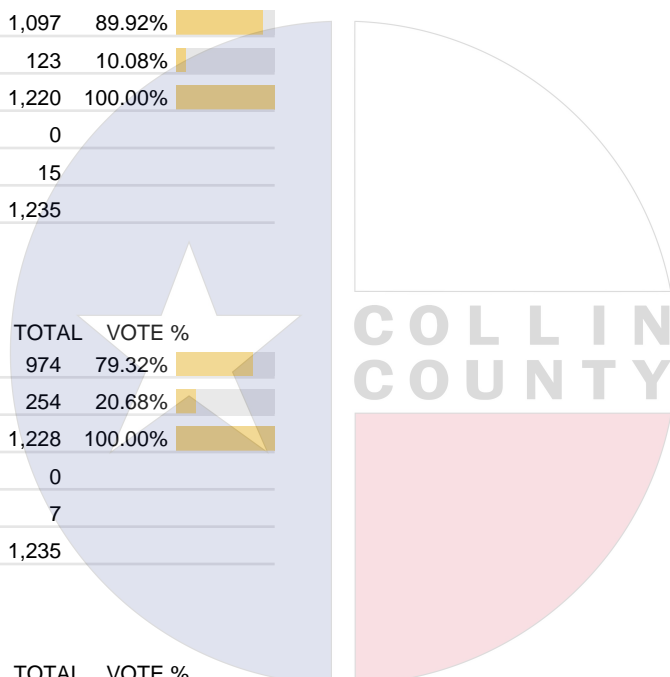
Vote For 1

	TOTAL	VOTE %	
For	911	75.79%	
Against	291	24.21%	
Total Votes Cast	1,202	100.00%	
Overvotes	0		
Undervotes	33		
Contest Totals	1,235		

### Proposition 10 – State of Texas

Vote For 1

	TOTAL	VOTE %	
For	1,115	91.69%	
Against	101	8.31%	
Total Votes Cast	1,216	100.00%	
Overvotes	0		
Undervotes	19		
Contest Totals	1,235		



Collin County Seal  
 Watermark Seal for Collin County.  
 Collin County Government

## PCT 150

### Proposition 11 – State of Texas

Vote For 1

	TOTAL	VOTE %	
For	982	80.56%	
Against	237	19.44%	
Total Votes Cast	1,219	100.00%	
Overvotes	2		
Undervotes	14		
Contest Totals	1,235		

### Proposition 12 – State of Texas

Vote For 1

	TOTAL	VOTE %	
For	788	66.11%	
Against	404	33.89%	
Total Votes Cast	1,192	100.00%	
Overvotes	0		
Undervotes	43		
Contest Totals	1,235		

### Proposition 13 – State of Texas

Vote For 1

	TOTAL	VOTE %	
For	1,079	87.94%	
Against	148	12.06%	
Total Votes Cast	1,227	100.00%	
Overvotes	1		
Undervotes	7		
Contest Totals	1,235		

### Proposition 14 – State of Texas

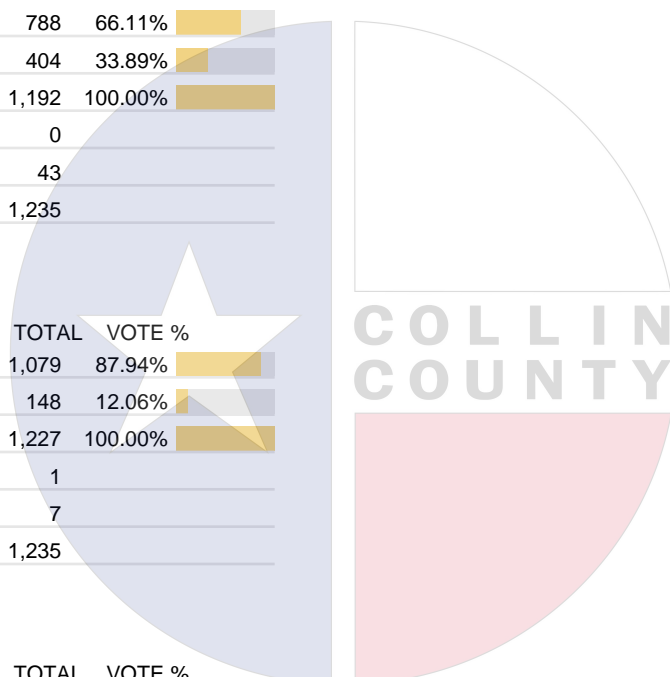
Vote For 1

	TOTAL	VOTE %	
For	768	63.58%	
Against	440	36.42%	
Total Votes Cast	1,208	100.00%	
Overvotes	2		
Undervotes	25		
Contest Totals	1,235		

### Proposition 15 – State of Texas

Vote For 1

	TOTAL	VOTE %	
For	924	75.86%	
Against	294	24.14%	
Total Votes Cast	1,218	100.00%	
Overvotes	0		
Undervotes	17		
Contest Totals	1,235		



Collin County Seal  
 Watermark Seal for Collin County.  
 Collin County Government

## PCT 150

### Proposition 16 – State of Texas

Vote For 1

	TOTAL	VOTE %	
For	940	76.92%	
Against	282	23.08%	
Total Votes Cast	1,222	100.00%	
Overvotes	0		
Undervotes	13		
Contest Totals	1,235		

### Proposition 17 – State of Texas

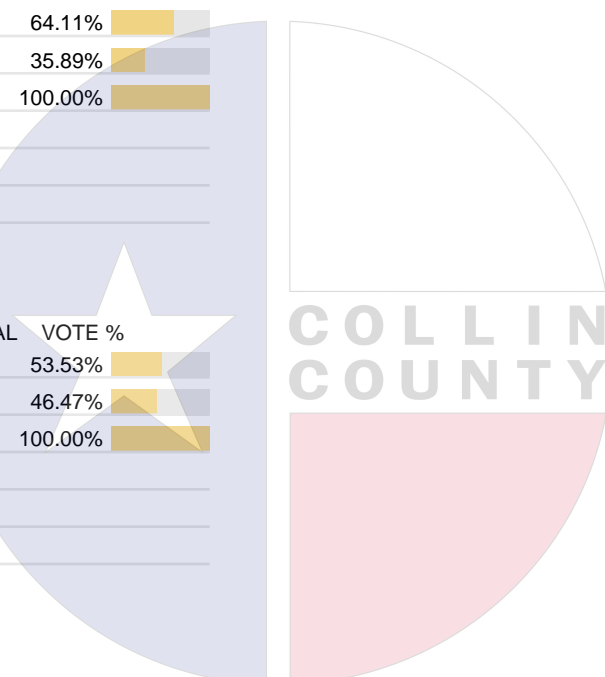
Vote For 1

	TOTAL	VOTE %	
For	761	64.11%	
Against	426	35.89%	
Total Votes Cast	1,187	100.00%	
Overvotes	0		
Undervotes	48		
Contest Totals	1,235		

### Proposition – Collin County ESD, No. 1

Vote For 1

	TOTAL	VOTE %	
For	606	53.53%	
Against	526	46.47%	
Total Votes Cast	1,132	100.00%	
Overvotes	0		
Undervotes	26		
Contest Totals	1,158		



Collin County Seal  
 Watermark Seal for Collin County.  
 Collin County Government

## PCT 151

### Proposition 1 – State of Texas

Vote For 1

	TOTAL	VOTE %	
For	182	72.51%	
Against	69	27.49%	
Total Votes Cast	251	100.00%	
Overvotes	0		
Undervotes	0		
Contest Totals	251		

### Proposition 2 – State of Texas

Vote For 1

	TOTAL	VOTE %	
For	152	60.80%	
Against	98	39.20%	
Total Votes Cast	250	100.00%	
Overvotes	1		
Undervotes	0		
Contest Totals	251		

### Proposition 3 – State of Texas

Vote For 1

	TOTAL	VOTE %	
For	130	52.00%	
Against	120	48.00%	
Total Votes Cast	250	100.00%	
Overvotes	0		
Undervotes	1		
Contest Totals	251		

### Proposition 4 – State of Texas

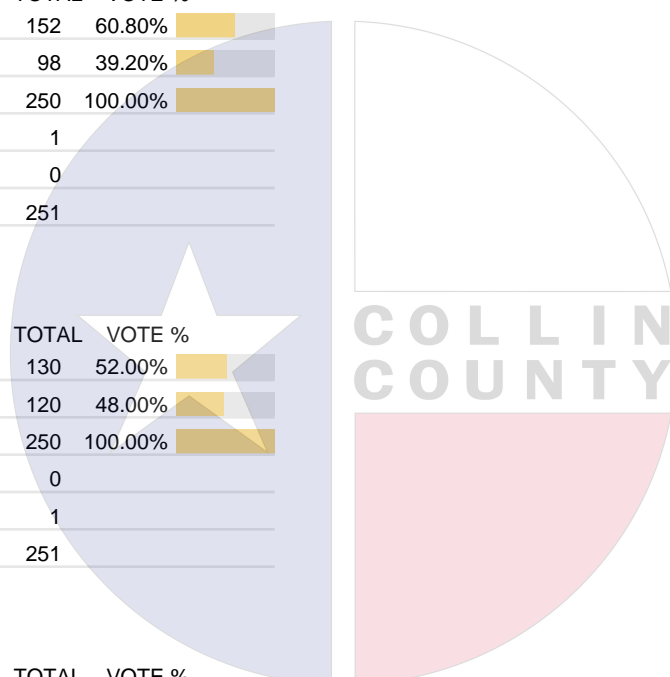
Vote For 1

	TOTAL	VOTE %	
For	178	71.49%	
Against	71	28.51%	
Total Votes Cast	249	100.00%	
Overvotes	0		
Undervotes	2		
Contest Totals	251		

### Proposition 5 – State of Texas

Vote For 1

	TOTAL	VOTE %	
For	158	64.49%	
Against	87	35.51%	
Total Votes Cast	245	100.00%	
Overvotes	0		
Undervotes	6		
Contest Totals	251		



Collin County Seal  
 Watermark Seal for Collin County.  
 Collin County Government

## PCT 151

### Proposition 6 – State of Texas

Vote For 1

	TOTAL	VOTE %	
For	128	51.41%	
Against	121	48.59%	
Total Votes Cast	249	100.00%	
Overvotes	0		
Undervotes	2		
Contest Totals	251		

### Proposition 7 – State of Texas

Vote For 1

	TOTAL	VOTE %	
For	214	85.94%	
Against	35	14.06%	
Total Votes Cast	249	100.00%	
Overvotes	0		
Undervotes	2		
Contest Totals	251		

### Proposition 8 – State of Texas

Vote For 1

	TOTAL	VOTE %	
For	164	65.60%	
Against	86	34.40%	
Total Votes Cast	250	100.00%	
Overvotes	0		
Undervotes	1		
Contest Totals	251		

### Proposition 9 – State of Texas

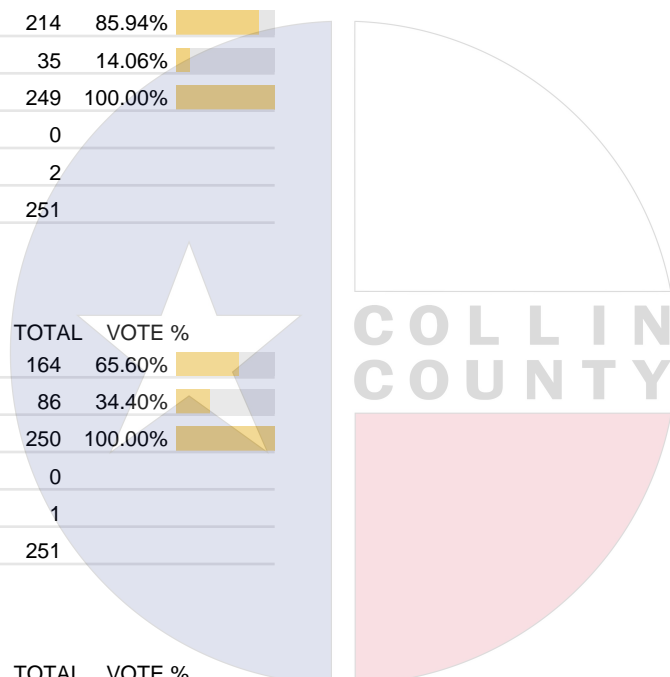
Vote For 1

	TOTAL	VOTE %	
For	180	72.58%	
Against	68	27.42%	
Total Votes Cast	248	100.00%	
Overvotes	0		
Undervotes	3		
Contest Totals	251		

### Proposition 10 – State of Texas

Vote For 1

	TOTAL	VOTE %	
For	228	91.20%	
Against	22	8.80%	
Total Votes Cast	250	100.00%	
Overvotes	0		
Undervotes	1		
Contest Totals	251		



Collin County Seal  
 Watermark Seal for Collin County.  
 Collin County Government

## PCT 151

### Proposition 11 – State of Texas

Vote For 1

	TOTAL	VOTE %	
For	199	79.60%	
Against	51	20.40%	
Total Votes Cast	250	100.00%	
Overvotes	0		
Undervotes	1		
Contest Totals	251		

### Proposition 12 – State of Texas

Vote For 1

	TOTAL	VOTE %	
For	143	58.13%	
Against	103	41.87%	
Total Votes Cast	246	100.00%	
Overvotes	0		
Undervotes	5		
Contest Totals	251		

### Proposition 13 – State of Texas

Vote For 1

	TOTAL	VOTE %	
For	206	82.73%	
Against	43	17.27%	
Total Votes Cast	249	100.00%	
Overvotes	0		
Undervotes	2		
Contest Totals	251		

### Proposition 14 – State of Texas

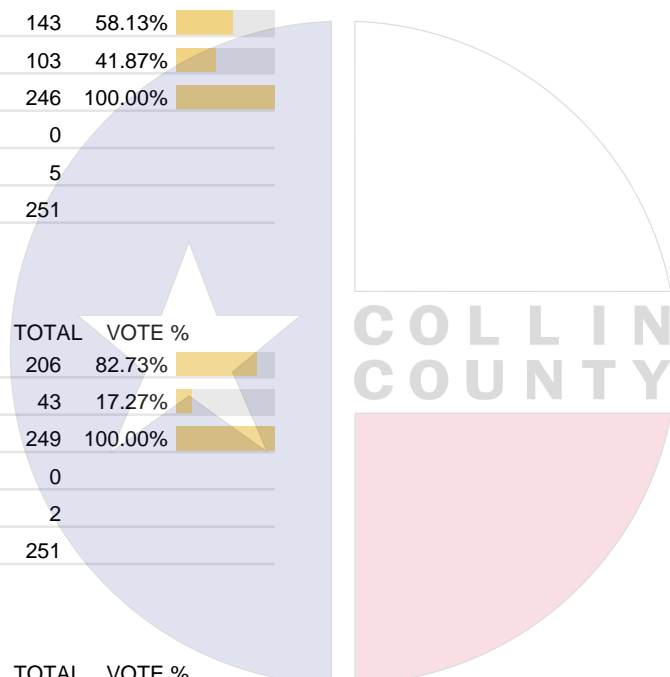
Vote For 1

	TOTAL	VOTE %	
For	176	70.97%	
Against	72	29.03%	
Total Votes Cast	248	100.00%	
Overvotes	0		
Undervotes	3		
Contest Totals	251		

### Proposition 15 – State of Texas

Vote For 1

	TOTAL	VOTE %	
For	152	61.54%	
Against	95	38.46%	
Total Votes Cast	247	100.00%	
Overvotes	1		
Undervotes	3		
Contest Totals	251		



Collin County Seal  
 Watermark Seal for Collin County.  
 Collin County Government

## PCT 151

### Proposition 16 – State of Texas

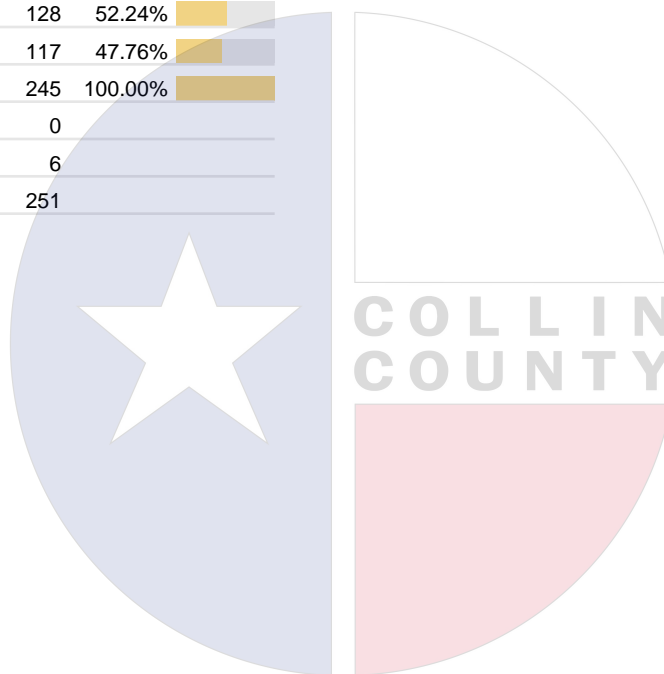
Vote For 1

	TOTAL	VOTE %	
For	167	66.80%	
Against	83	33.20%	
Total Votes Cast	250	100.00%	
Overvotes	0		
Undervotes	1		
Contest Totals	251		

### Proposition 17 – State of Texas

Vote For 1

	TOTAL	VOTE %	
For	128	52.24%	
Against	117	47.76%	
Total Votes Cast	245	100.00%	
Overvotes	0		
Undervotes	6		
Contest Totals	251		



Collin County Seal  
 Watermark Seal for Collin County.  
 Collin County Government

## PCT 152

### Proposition 1 – State of Texas

Vote For 1

	TOTAL	VOTE %	
For	24	64.86%	
Against	13	35.14%	
Total Votes Cast	37	100.00%	
Overvotes	0		
Undervotes	0		
Contest Totals	37		

### Proposition 2 – State of Texas

Vote For 1

	TOTAL	VOTE %	
For	6	16.22%	
Against	31	83.78%	
Total Votes Cast	37	100.00%	
Overvotes	0		
Undervotes	0		
Contest Totals	37		

### Proposition 3 – State of Texas

Vote For 1

	TOTAL	VOTE %	
For	5	13.89%	
Against	31	86.11%	
Total Votes Cast	36	100.00%	
Overvotes	1		
Undervotes	0		
Contest Totals	37		

### Proposition 4 – State of Texas

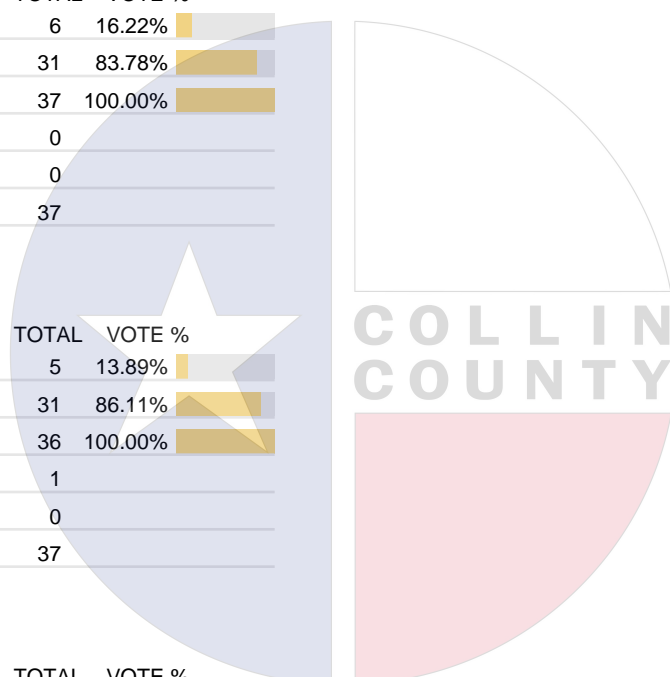
Vote For 1

	TOTAL	VOTE %	
For	28	75.68%	
Against	9	24.32%	
Total Votes Cast	37	100.00%	
Overvotes	0		
Undervotes	0		
Contest Totals	37		

### Proposition 5 – State of Texas

Vote For 1

	TOTAL	VOTE %	
For	21	56.76%	
Against	16	43.24%	
Total Votes Cast	37	100.00%	
Overvotes	0		
Undervotes	0		
Contest Totals	37		



## PCT 152

### Proposition 6 – State of Texas

Vote For 1

	TOTAL	VOTE %	
For	5	13.51%	
Against	32	86.49%	
Total Votes Cast	37	100.00%	
Overvotes	0		
Undervotes	0		
Contest Totals	37		

### Proposition 7 – State of Texas

Vote For 1

	TOTAL	VOTE %	
For	28	77.78%	
Against	8	22.22%	
Total Votes Cast	36	100.00%	
Overvotes	0		
Undervotes	1		
Contest Totals	37		

### Proposition 8 – State of Texas

Vote For 1

	TOTAL	VOTE %	
For	9	24.32%	
Against	28	75.68%	
Total Votes Cast	37	100.00%	
Overvotes	0		
Undervotes	0		
Contest Totals	37		

### Proposition 9 – State of Texas

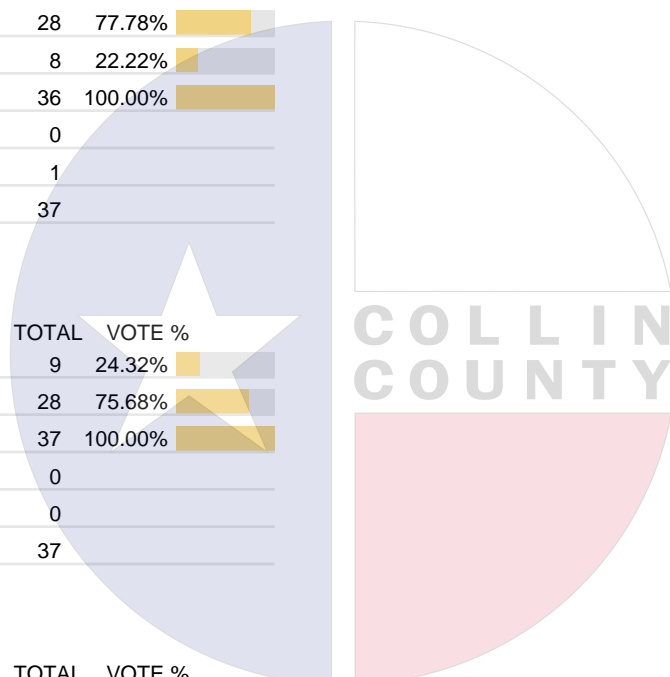
Vote For 1

	TOTAL	VOTE %	
For	20	57.14%	
Against	15	42.86%	
Total Votes Cast	35	100.00%	
Overvotes	0		
Undervotes	2		
Contest Totals	37		

### Proposition 10 – State of Texas

Vote For 1

	TOTAL	VOTE %	
For	30	83.33%	
Against	6	16.67%	
Total Votes Cast	36	100.00%	
Overvotes	0		
Undervotes	1		
Contest Totals	37		



Collin County Seal  
 Watermark Seal for Collin County.  
 Collin County Government

## PCT 152

### Proposition 11 – State of Texas

Vote For 1

	TOTAL	VOTE %	
For	19	51.35%	
Against	18	48.65%	
Total Votes Cast	37	100.00%	
Overvotes	0		
Undervotes	0		
Contest Totals	37		

### Proposition 12 – State of Texas

Vote For 1

	TOTAL	VOTE %	
For	8	21.62%	
Against	29	78.38%	
Total Votes Cast	37	100.00%	
Overvotes	0		
Undervotes	0		
Contest Totals	37		

### Proposition 13 – State of Texas

Vote For 1

	TOTAL	VOTE %	
For	22	59.46%	
Against	15	40.54%	
Total Votes Cast	37	100.00%	
Overvotes	0		
Undervotes	0		
Contest Totals	37		

### Proposition 14 – State of Texas

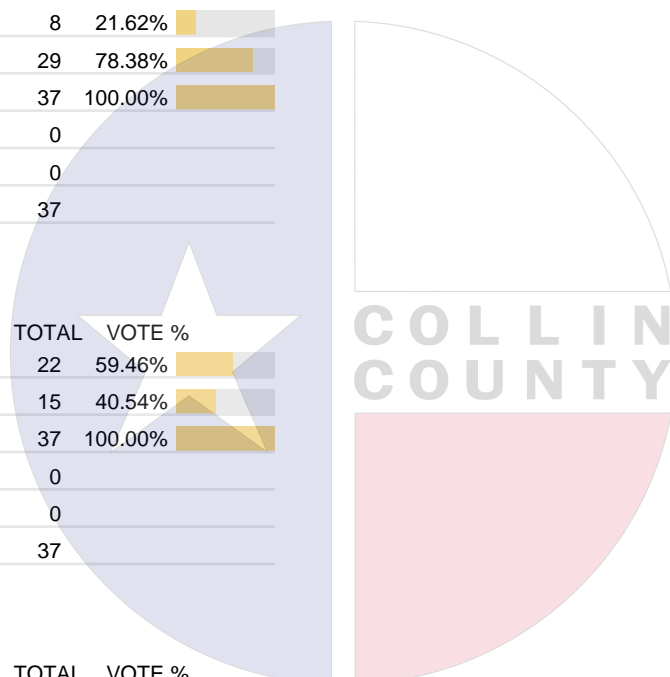
Vote For 1

	TOTAL	VOTE %	
For	24	64.86%	
Against	13	35.14%	
Total Votes Cast	37	100.00%	
Overvotes	0		
Undervotes	0		
Contest Totals	37		

### Proposition 15 – State of Texas

Vote For 1

	TOTAL	VOTE %	
For	8	21.62%	
Against	29	78.38%	
Total Votes Cast	37	100.00%	
Overvotes	0		
Undervotes	0		
Contest Totals	37		



Collin County Seal  
 Watermark Seal for Collin County.  
 Collin County Government

## PCT 152

### Proposition 16 – State of Texas

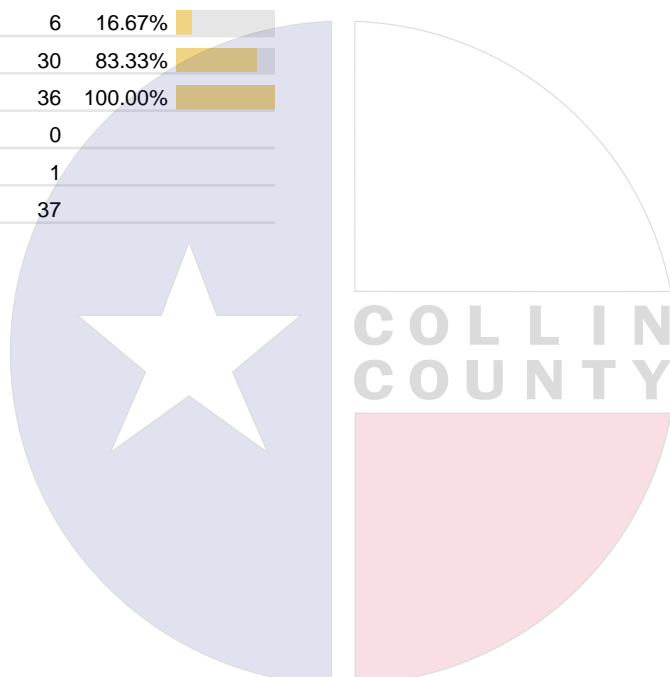
Vote For 1

	TOTAL	VOTE %	
For	8	21.62%	
Against	29	78.38%	
Total Votes Cast	37	100.00%	
Overvotes	0		
Undervotes	0		
Contest Totals	37		

### Proposition 17 – State of Texas

Vote For 1

	TOTAL	VOTE %	
For	6	16.67%	
Against	30	83.33%	
Total Votes Cast	36	100.00%	
Overvotes	0		
Undervotes	1		
Contest Totals	37		



Collin County Seal  
 Watermark Seal for Collin County.  
 Collin County Government

## PCT 153

### Proposition 1 – State of Texas

Vote For 1

	TOTAL	VOTE %	
For	526	72.95%	
Against	195	27.05%	
Total Votes Cast	721	100.00%	
Overvotes	1		
Undervotes	1		
Contest Totals	723		

### Proposition 2 – State of Texas

Vote For 1

	TOTAL	VOTE %	
For	485	67.83%	
Against	230	32.17%	
Total Votes Cast	715	100.00%	
Overvotes	0		
Undervotes	8		
Contest Totals	723		

### Proposition 3 – State of Texas

Vote For 1

	TOTAL	VOTE %	
For	410	57.34%	
Against	305	42.66%	
Total Votes Cast	715	100.00%	
Overvotes	1		
Undervotes	7		
Contest Totals	723		

### Proposition 4 – State of Texas

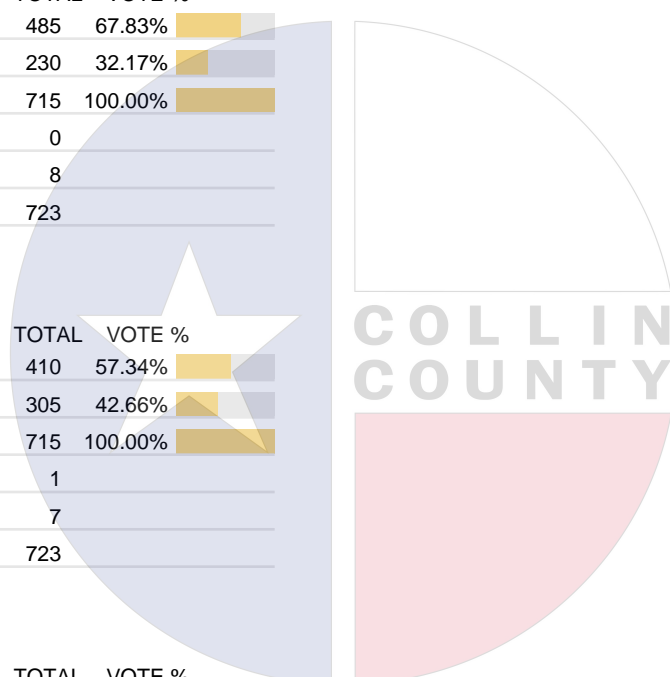
Vote For 1

	TOTAL	VOTE %	
For	517	72.11%	
Against	200	27.89%	
Total Votes Cast	717	100.00%	
Overvotes	0		
Undervotes	6		
Contest Totals	723		

### Proposition 5 – State of Texas

Vote For 1

	TOTAL	VOTE %	
For	485	68.60%	
Against	222	31.40%	
Total Votes Cast	707	100.00%	
Overvotes	0		
Undervotes	16		
Contest Totals	723		



Collin County Seal  
 Watermark Seal for Collin County.  
 Collin County Government

## PCT 153

### Proposition 6 – State of Texas

Vote For 1

	TOTAL	VOTE %	
For	396	56.81%	
Against	301	43.19%	
Total Votes Cast	697	100.00%	
Overvotes	0		
Undervotes	26		
Contest Totals	723		

### Proposition 7 – State of Texas

Vote For 1

	TOTAL	VOTE %	
For	628	87.22%	
Against	92	12.78%	
Total Votes Cast	720	100.00%	
Overvotes	0		
Undervotes	3		
Contest Totals	723		

### Proposition 8 – State of Texas

Vote For 1

	TOTAL	VOTE %	
For	543	75.31%	
Against	178	24.69%	
Total Votes Cast	721	100.00%	
Overvotes	0		
Undervotes	2		
Contest Totals	723		

### Proposition 9 – State of Texas

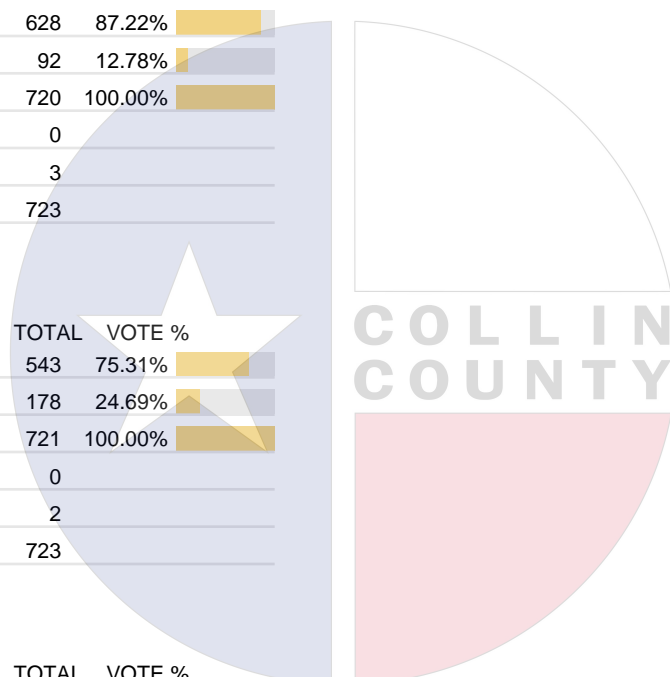
Vote For 1

	TOTAL	VOTE %	
For	497	70.00%	
Against	213	30.00%	
Total Votes Cast	710	100.00%	
Overvotes	0		
Undervotes	13		
Contest Totals	723		

### Proposition 10 – State of Texas

Vote For 1

	TOTAL	VOTE %	
For	652	90.93%	
Against	65	9.07%	
Total Votes Cast	717	100.00%	
Overvotes	1		
Undervotes	5		
Contest Totals	723		



Collin County Seal  
 Watermark Seal for Collin County.  
 Collin County Government

## PCT 153

### Proposition 11 – State of Texas

Vote For 1

	TOTAL	VOTE %	
For	580	80.67%	
Against	139	19.33%	
Total Votes Cast	719	100.00%	
Overvotes	1		
Undervotes	3		
Contest Totals	723		

### Proposition 12 – State of Texas

Vote For 1

	TOTAL	VOTE %	
For	434	60.78%	
Against	280	39.22%	
Total Votes Cast	714	100.00%	
Overvotes	0		
Undervotes	9		
Contest Totals	723		

### Proposition 13 – State of Texas

Vote For 1

	TOTAL	VOTE %	
For	619	86.21%	
Against	99	13.79%	
Total Votes Cast	718	100.00%	
Overvotes	0		
Undervotes	5		
Contest Totals	723		

### Proposition 14 – State of Texas

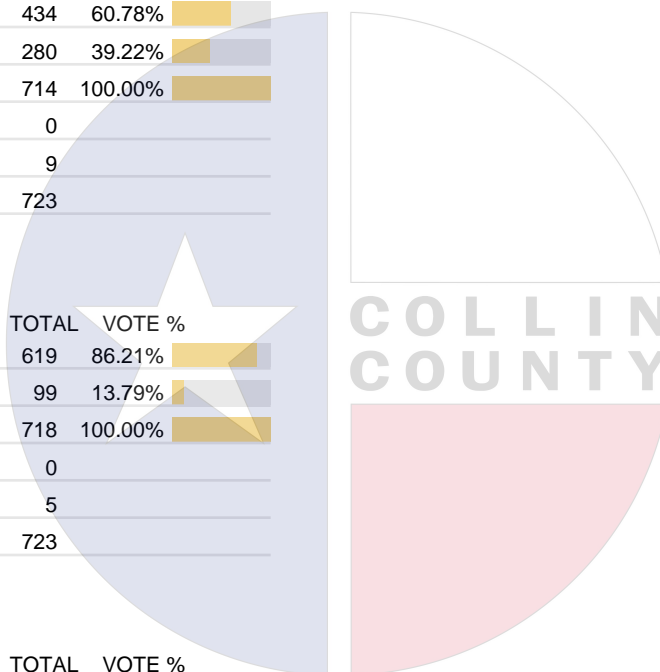
Vote For 1

	TOTAL	VOTE %	
For	494	69.19%	
Against	220	30.81%	
Total Votes Cast	714	100.00%	
Overvotes	0		
Undervotes	9		
Contest Totals	723		

### Proposition 15 – State of Texas

Vote For 1

	TOTAL	VOTE %	
For	515	71.73%	
Against	203	28.27%	
Total Votes Cast	718	100.00%	
Overvotes	0		
Undervotes	5		
Contest Totals	723		



Collin County Seal  
 Watermark Seal for Collin County.  
 Collin County Government

### PCT 153

#### Proposition 16 – State of Texas

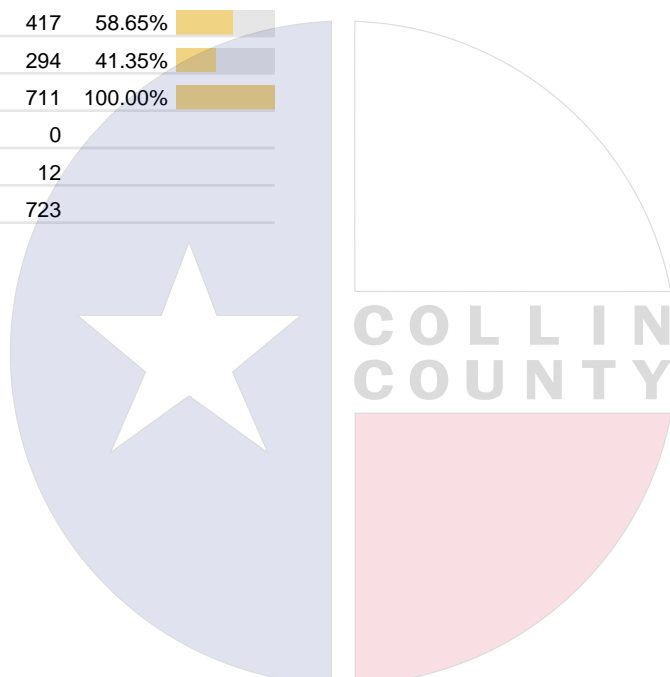
Vote For 1

	TOTAL	VOTE %	
For	510	71.13%	
Against	207	28.87%	
Total Votes Cast	717	100.00%	
Overvotes	1		
Undervotes	5		
Contest Totals	723		

#### Proposition 17 – State of Texas

Vote For 1

	TOTAL	VOTE %	
For	417	58.65%	
Against	294	41.35%	
Total Votes Cast	711	100.00%	
Overvotes	0		
Undervotes	12		
Contest Totals	723		



Collin County Seal  
 Watermark Seal for Collin County.  
 Collin County Government

## PCT 154

### Proposition 1 – State of Texas

Vote For 1

	TOTAL	VOTE %	
For	294	71.36%	
Against	118	28.64%	
Total Votes Cast	412	100.00%	
Overvotes	0		
Undervotes	7		
Contest Totals	419		

### Proposition 2 – State of Texas

Vote For 1

	TOTAL	VOTE %	
For	331	79.76%	
Against	84	20.24%	
Total Votes Cast	415	100.00%	
Overvotes	0		
Undervotes	4		
Contest Totals	419		

### Proposition 3 – State of Texas

Vote For 1

	TOTAL	VOTE %	
For	286	69.25%	
Against	127	30.75%	
Total Votes Cast	413	100.00%	
Overvotes	0		
Undervotes	6		
Contest Totals	419		

### Proposition 4 – State of Texas

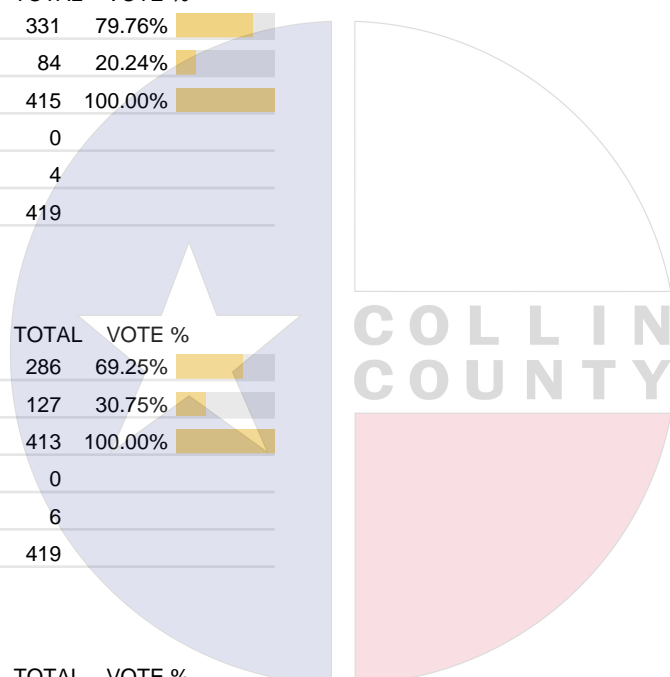
Vote For 1

	TOTAL	VOTE %	
For	319	77.80%	
Against	91	22.20%	
Total Votes Cast	410	100.00%	
Overvotes	1		
Undervotes	8		
Contest Totals	419		

### Proposition 5 – State of Texas

Vote For 1

	TOTAL	VOTE %	
For	335	82.11%	
Against	73	17.89%	
Total Votes Cast	408	100.00%	
Overvotes	0		
Undervotes	11		
Contest Totals	419		



Collin County Seal  
 Watermark Seal for Collin County.  
 Collin County Government

## PCT 154

### Proposition 6 – State of Texas

Vote For 1

	TOTAL	VOTE %	
For	275	67.73%	
Against	131	32.27%	
Total Votes Cast	406	100.00%	
Overvotes	0		
Undervotes	13		
Contest Totals	419		

### Proposition 7 – State of Texas

Vote For 1

	TOTAL	VOTE %	
For	378	91.08%	
Against	37	8.92%	
Total Votes Cast	415	100.00%	
Overvotes	0		
Undervotes	4		
Contest Totals	419		

### Proposition 8 – State of Texas

Vote For 1

	TOTAL	VOTE %	
For	341	82.17%	
Against	74	17.83%	
Total Votes Cast	415	100.00%	
Overvotes	0		
Undervotes	4		
Contest Totals	419		

### Proposition 9 – State of Texas

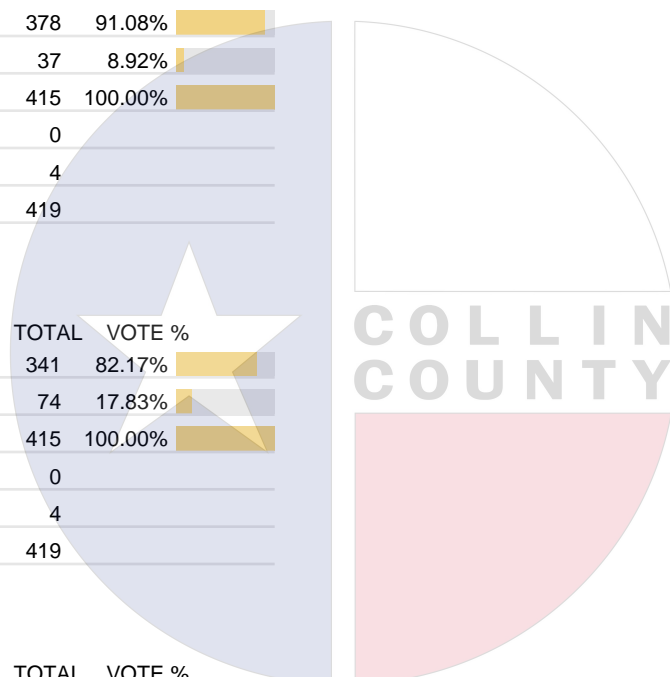
Vote For 1

	TOTAL	VOTE %	
For	334	81.27%	
Against	77	18.73%	
Total Votes Cast	411	100.00%	
Overvotes	0		
Undervotes	8		
Contest Totals	419		

### Proposition 10 – State of Texas

Vote For 1

	TOTAL	VOTE %	
For	391	94.44%	
Against	23	5.56%	
Total Votes Cast	414	100.00%	
Overvotes	0		
Undervotes	5		
Contest Totals	419		



Collin County Seal  
 Watermark Seal for Collin County.  
 Collin County Government

## PCT 154

### Proposition 11 – State of Texas

Vote For 1

	TOTAL	VOTE %	
For	356	85.99%	
Against	58	14.01%	
Total Votes Cast	414	100.00%	
Overvotes	0		
Undervotes	5		
Contest Totals	419		

### Proposition 12 – State of Texas

Vote For 1

	TOTAL	VOTE %	
For	294	72.41%	
Against	112	27.59%	
Total Votes Cast	406	100.00%	
Overvotes	0		
Undervotes	13		
Contest Totals	419		

### Proposition 13 – State of Texas

Vote For 1

	TOTAL	VOTE %	
For	381	91.81%	
Against	34	8.19%	
Total Votes Cast	415	100.00%	
Overvotes	0		
Undervotes	4		
Contest Totals	419		

### Proposition 14 – State of Texas

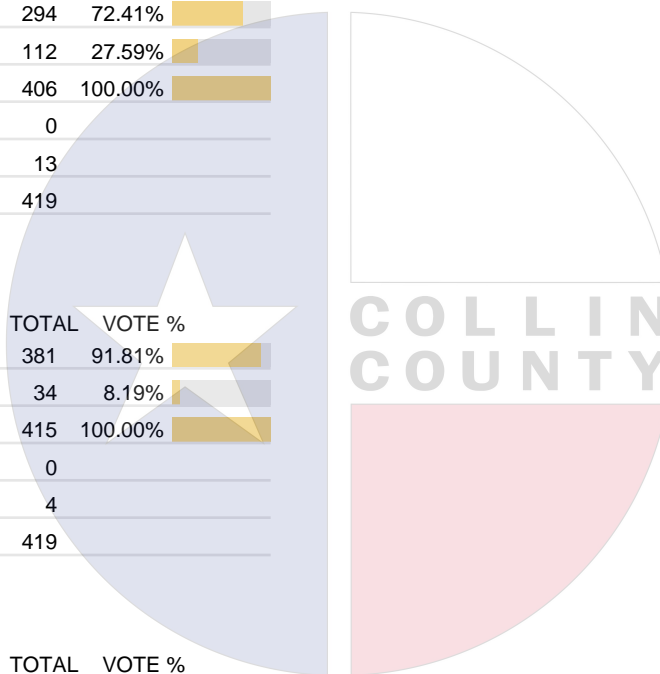
Vote For 1

	TOTAL	VOTE %	
For	277	66.59%	
Against	139	33.41%	
Total Votes Cast	416	100.00%	
Overvotes	0		
Undervotes	3		
Contest Totals	419		

### Proposition 15 – State of Texas

Vote For 1

	TOTAL	VOTE %	
For	321	77.54%	
Against	93	22.46%	
Total Votes Cast	414	100.00%	
Overvotes	1		
Undervotes	4		
Contest Totals	419		



Collin County Seal  
 Watermark Seal for Collin County.  
 Collin County Government

## PCT 154

### Proposition 16 – State of Texas

Vote For 1

	TOTAL	VOTE %	
For	325	78.31%	
Against	90	21.69%	
Total Votes Cast	415	100.00%	
Overvotes	0		
Undervotes	4		
Contest Totals	419		

### Proposition 17 – State of Texas

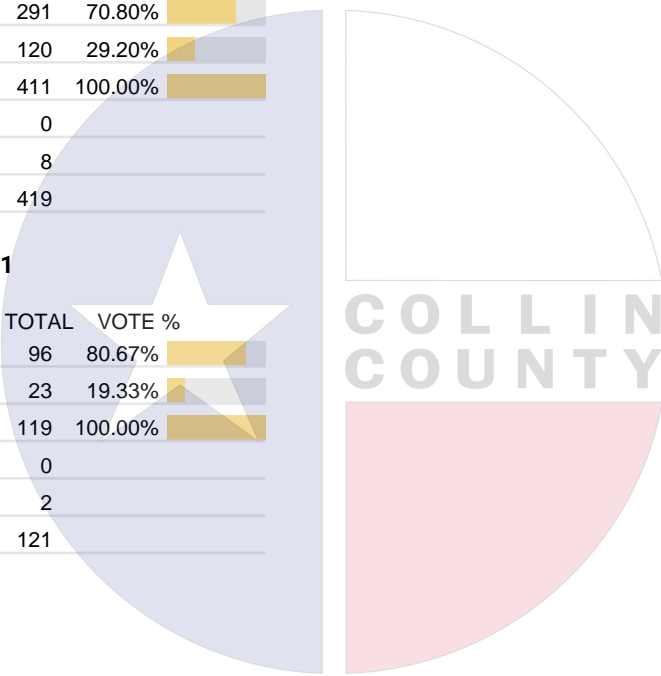
Vote For 1

	TOTAL	VOTE %	
For	291	70.80%	
Against	120	29.20%	
Total Votes Cast	411	100.00%	
Overvotes	0		
Undervotes	8		
Contest Totals	419		

### Proposition – Collin County ESD, No. 1

Vote For 1

	TOTAL	VOTE %	
For	96	80.67%	
Against	23	19.33%	
Total Votes Cast	119	100.00%	
Overvotes	0		
Undervotes	2		
Contest Totals	121		



Collin County Seal  
 Watermark Seal for Collin County.  
 Collin County Government

## PCT 155

### Proposition 1 – State of Texas

Vote For 1

	TOTAL	VOTE %	
For	321	70.39%	
Against	135	29.61%	
Total Votes Cast	456	100.00%	
Overvotes	0		
Undervotes	3		
Contest Totals	459		

### Proposition 2 – State of Texas

Vote For 1

	TOTAL	VOTE %	
For	321	70.24%	
Against	136	29.76%	
Total Votes Cast	457	100.00%	
Overvotes	0		
Undervotes	2		
Contest Totals	459		

### Proposition 3 – State of Texas

Vote For 1

	TOTAL	VOTE %	
For	253	55.85%	
Against	200	44.15%	
Total Votes Cast	453	100.00%	
Overvotes	0		
Undervotes	6		
Contest Totals	459		

### Proposition 4 – State of Texas

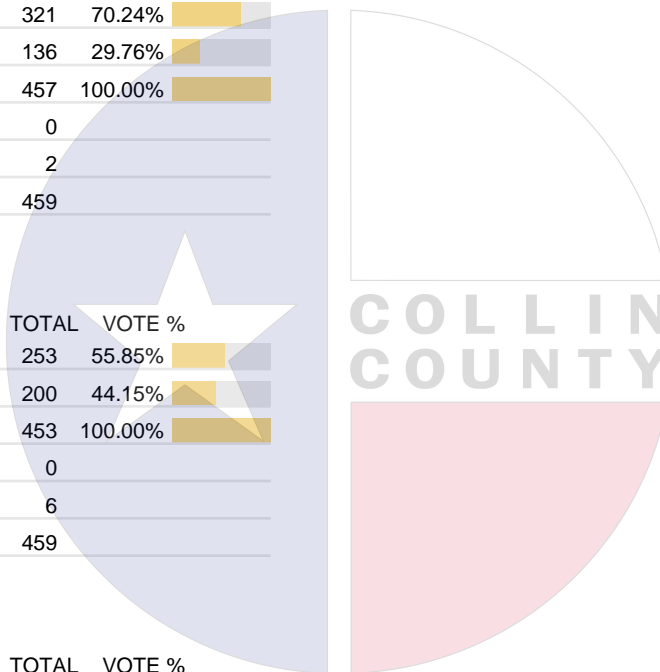
Vote For 1

	TOTAL	VOTE %	
For	337	74.07%	
Against	118	25.93%	
Total Votes Cast	455	100.00%	
Overvotes	0		
Undervotes	4		
Contest Totals	459		

### Proposition 5 – State of Texas

Vote For 1

	TOTAL	VOTE %	
For	308	67.99%	
Against	145	32.01%	
Total Votes Cast	453	100.00%	
Overvotes	0		
Undervotes	6		
Contest Totals	459		



Collin County Seal  
 Watermark Seal for Collin County.  
 Collin County Government

## PCT 155

### Proposition 6 – State of Texas

Vote For 1

	TOTAL	VOTE %	
For	264	58.67%	
Against	186	41.33%	
Total Votes Cast	450	100.00%	
Overvotes	1		
Undervotes	8		
Contest Totals	459		

### Proposition 7 – State of Texas

Vote For 1

	TOTAL	VOTE %	
For	412	90.15%	
Against	45	9.85%	
Total Votes Cast	457	100.00%	
Overvotes	0		
Undervotes	2		
Contest Totals	459		

### Proposition 8 – State of Texas

Vote For 1

	TOTAL	VOTE %	
For	336	73.36%	
Against	122	26.64%	
Total Votes Cast	458	100.00%	
Overvotes	0		
Undervotes	1		
Contest Totals	459		

### Proposition 9 – State of Texas

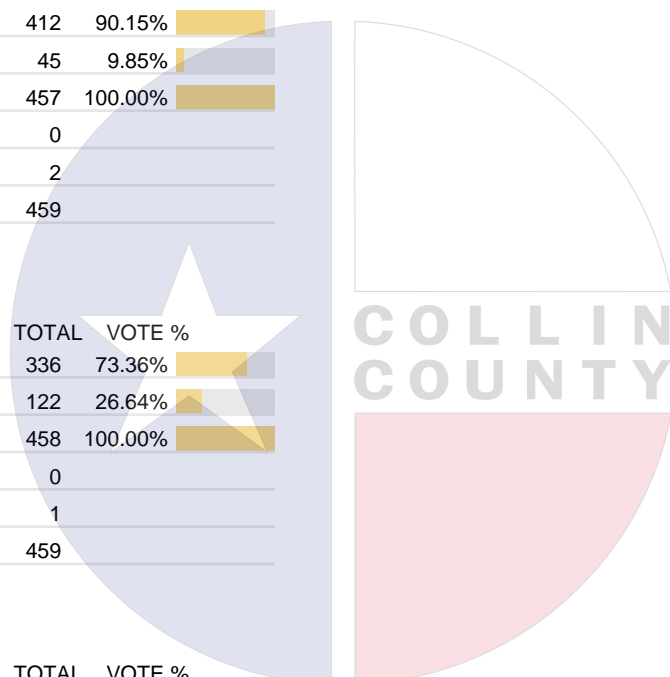
Vote For 1

	TOTAL	VOTE %	
For	333	73.35%	
Against	121	26.65%	
Total Votes Cast	454	100.00%	
Overvotes	0		
Undervotes	5		
Contest Totals	459		

### Proposition 10 – State of Texas

Vote For 1

	TOTAL	VOTE %	
For	431	94.52%	
Against	25	5.48%	
Total Votes Cast	456	100.00%	
Overvotes	0		
Undervotes	3		
Contest Totals	459		



Collin County Seal  
 Watermark Seal for Collin County.  
 Collin County Government

## PCT 155

### Proposition 11 – State of Texas

Vote For 1

	TOTAL	VOTE %	
For	374	82.02%	
Against	82	17.98%	
Total Votes Cast	456	100.00%	
Overvotes	1		
Undervotes	2		
Contest Totals	459		

### Proposition 12 – State of Texas

Vote For 1

	TOTAL	VOTE %	
For	255	56.42%	
Against	197	43.58%	
Total Votes Cast	452	100.00%	
Overvotes	0		
Undervotes	7		
Contest Totals	459		

### Proposition 13 – State of Texas

Vote For 1

	TOTAL	VOTE %	
For	400	87.34%	
Against	58	12.66%	
Total Votes Cast	458	100.00%	
Overvotes	0		
Undervotes	1		
Contest Totals	459		

### Proposition 14 – State of Texas

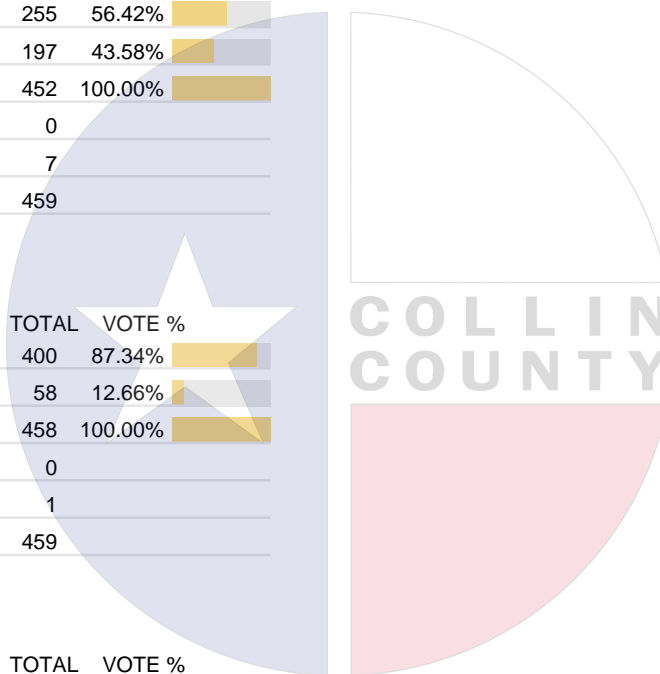
Vote For 1

	TOTAL	VOTE %	
For	319	69.80%	
Against	138	30.20%	
Total Votes Cast	457	100.00%	
Overvotes	0		
Undervotes	2		
Contest Totals	459		

### Proposition 15 – State of Texas

Vote For 1

	TOTAL	VOTE %	
For	296	64.91%	
Against	160	35.09%	
Total Votes Cast	456	100.00%	
Overvotes	1		
Undervotes	2		
Contest Totals	459		



Collin County Seal  
 Watermark Seal for Collin County.  
 Collin County Government

## PCT 155

### Proposition 16 – State of Texas

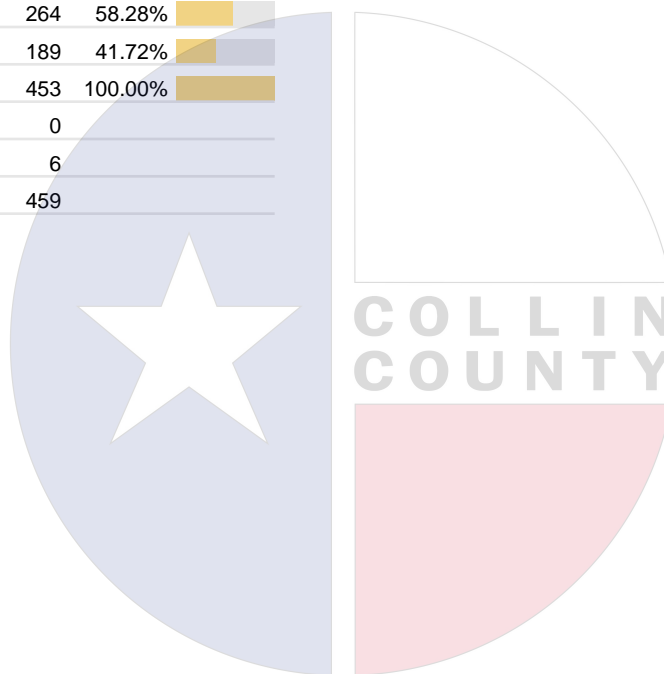
Vote For 1

	TOTAL	VOTE %	
For	325	71.27%	
Against	131	28.73%	
Total Votes Cast	456	100.00%	
Overvotes	0		
Undervotes	3		
Contest Totals	459		

### Proposition 17 – State of Texas

Vote For 1

	TOTAL	VOTE %	
For	264	58.28%	
Against	189	41.72%	
Total Votes Cast	453	100.00%	
Overvotes	0		
Undervotes	6		
Contest Totals	459		



Collin County Seal  
 Watermark Seal for Collin County.  
 Collin County Government

## PCT 156

### Proposition 1 – State of Texas

Vote For 1

	TOTAL	VOTE %	
For	401	70.60%	
Against	167	29.40%	
Total Votes Cast	568	100.00%	
Overvotes	0		
Undervotes	4		
Contest Totals	572		

### Proposition 2 – State of Texas

Vote For 1

	TOTAL	VOTE %	
For	353	61.82%	
Against	218	38.18%	
Total Votes Cast	571	100.00%	
Overvotes	0		
Undervotes	1		
Contest Totals	572		

### Proposition 3 – State of Texas

Vote For 1

	TOTAL	VOTE %	
For	307	53.67%	
Against	265	46.33%	
Total Votes Cast	572	100.00%	
Overvotes	0		
Undervotes	0		
Contest Totals	572		

### Proposition 4 – State of Texas

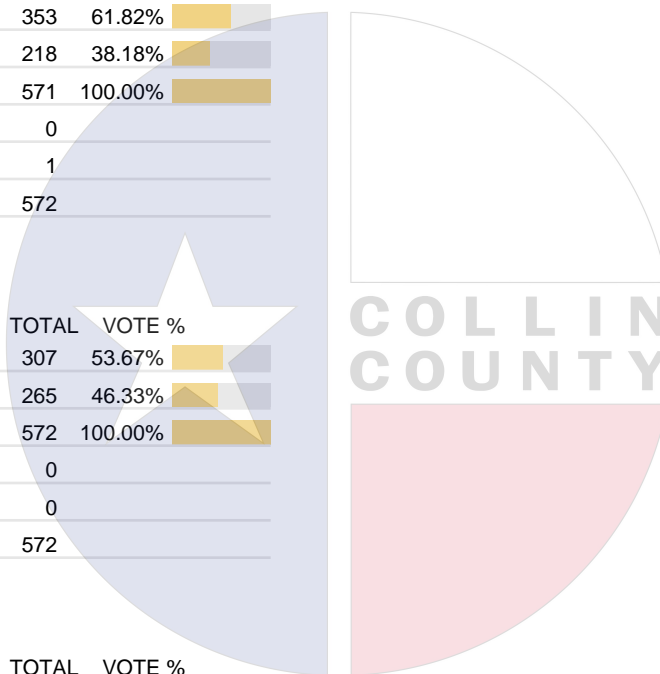
Vote For 1

	TOTAL	VOTE %	
For	415	73.19%	
Against	152	26.81%	
Total Votes Cast	567	100.00%	
Overvotes	0		
Undervotes	5		
Contest Totals	572		

### Proposition 5 – State of Texas

Vote For 1

	TOTAL	VOTE %	
For	369	65.54%	
Against	194	34.46%	
Total Votes Cast	563	100.00%	
Overvotes	1		
Undervotes	8		
Contest Totals	572		



Collin County Seal  
 Watermark Seal for Collin County.  
 Collin County Government

## PCT 156

### Proposition 6 – State of Texas

Vote For 1

	TOTAL	VOTE %	
For	302	53.55%	
Against	262	46.45%	
Total Votes Cast	564	100.00%	
Overvotes	1		
Undervotes	7		
Contest Totals	572		

### Proposition 7 – State of Texas

Vote For 1

	TOTAL	VOTE %	
For	489	85.79%	
Against	81	14.21%	
Total Votes Cast	570	100.00%	
Overvotes	0		
Undervotes	2		
Contest Totals	572		

### Proposition 8 – State of Texas

Vote For 1

	TOTAL	VOTE %	
For	382	67.02%	
Against	188	32.98%	
Total Votes Cast	570	100.00%	
Overvotes	1		
Undervotes	1		
Contest Totals	572		

### Proposition 9 – State of Texas

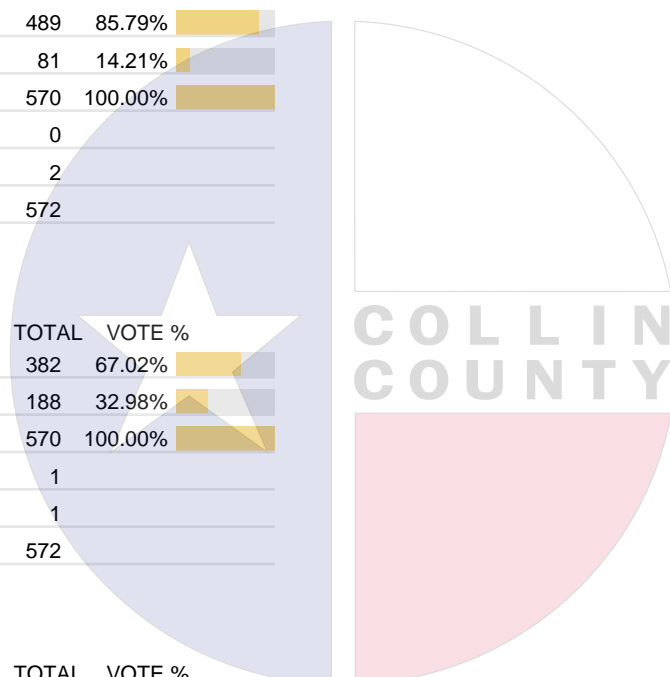
Vote For 1

	TOTAL	VOTE %	
For	372	65.84%	
Against	193	34.16%	
Total Votes Cast	565	100.00%	
Overvotes	0		
Undervotes	7		
Contest Totals	572		

### Proposition 10 – State of Texas

Vote For 1

	TOTAL	VOTE %	
For	499	87.54%	
Against	71	12.46%	
Total Votes Cast	570	100.00%	
Overvotes	1		
Undervotes	1		
Contest Totals	572		



Collin County Seal  
 Watermark Seal for Collin County.  
 Collin County Government

## PCT 156

### Proposition 11 – State of Texas

Vote For 1

	TOTAL	VOTE %	
For	450	79.23%	
Against	118	20.77%	
Total Votes Cast	568	100.00%	
Overvotes	0		
Undervotes	4		
Contest Totals	572		

### Proposition 12 – State of Texas

Vote For 1

	TOTAL	VOTE %	
For	310	54.77%	
Against	256	45.23%	
Total Votes Cast	566	100.00%	
Overvotes	0		
Undervotes	6		
Contest Totals	572		

### Proposition 13 – State of Texas

Vote For 1

	TOTAL	VOTE %	
For	485	85.09%	
Against	85	14.91%	
Total Votes Cast	570	100.00%	
Overvotes	0		
Undervotes	2		
Contest Totals	572		

### Proposition 14 – State of Texas

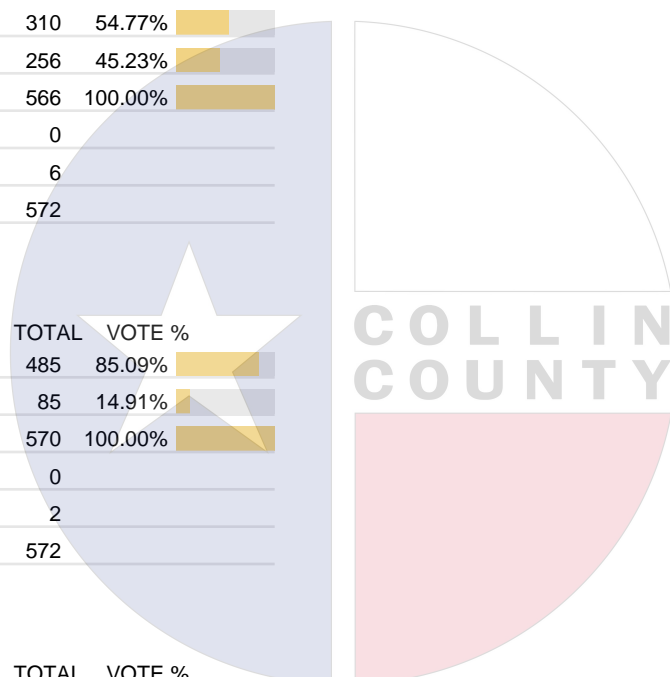
Vote For 1

	TOTAL	VOTE %	
For	380	67.14%	
Against	186	32.86%	
Total Votes Cast	566	100.00%	
Overvotes	0		
Undervotes	6		
Contest Totals	572		

### Proposition 15 – State of Texas

Vote For 1

	TOTAL	VOTE %	
For	354	62.21%	
Against	215	37.79%	
Total Votes Cast	569	100.00%	
Overvotes	1		
Undervotes	2		
Contest Totals	572		



Collin County Seal  
 Watermark Seal for Collin County.  
 Collin County Government

## PCT 156

### Proposition 16 – State of Texas

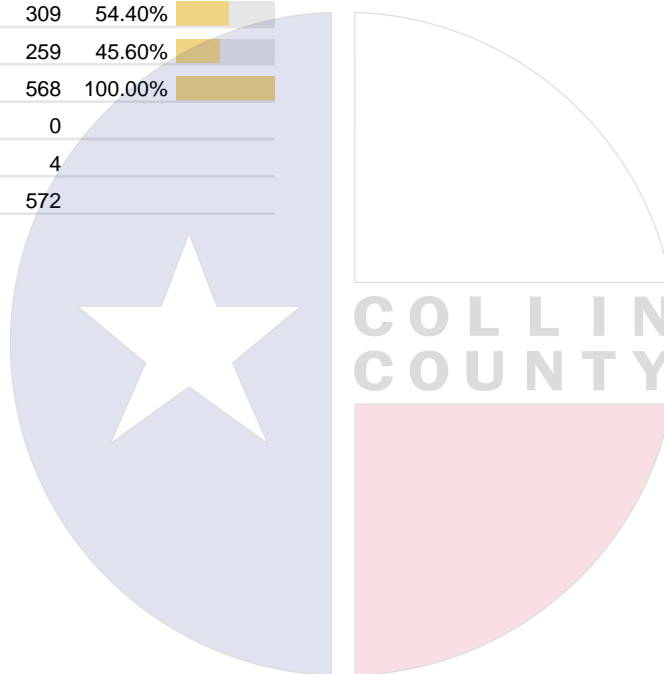
Vote For 1

	TOTAL	VOTE %	
For	375	66.14%	
Against	192	33.86%	
Total Votes Cast	567	100.00%	
Overvotes	0		
Undervotes	5		
Contest Totals	572		

### Proposition 17 – State of Texas

Vote For 1

	TOTAL	VOTE %	
For	309	54.40%	
Against	259	45.60%	
Total Votes Cast	568	100.00%	
Overvotes	0		
Undervotes	4		
Contest Totals	572		



Collin County Seal  
 Watermark Seal for Collin County.  
 Collin County Government

## PCT 157

### Proposition 1 – State of Texas

Vote For 1

	TOTAL	VOTE %	
For	405	71.55%	
Against	161	28.45%	
Total Votes Cast	566	100.00%	
Overvotes	0		
Undervotes	5		
Contest Totals	571		

### Proposition 2 – State of Texas

Vote For 1

	TOTAL	VOTE %	
For	346	61.24%	
Against	219	38.76%	
Total Votes Cast	565	100.00%	
Overvotes	2		
Undervotes	4		
Contest Totals	571		

### Proposition 3 – State of Texas

Vote For 1

	TOTAL	VOTE %	
For	312	55.22%	
Against	253	44.78%	
Total Votes Cast	565	100.00%	
Overvotes	0		
Undervotes	6		
Contest Totals	571		

### Proposition 4 – State of Texas

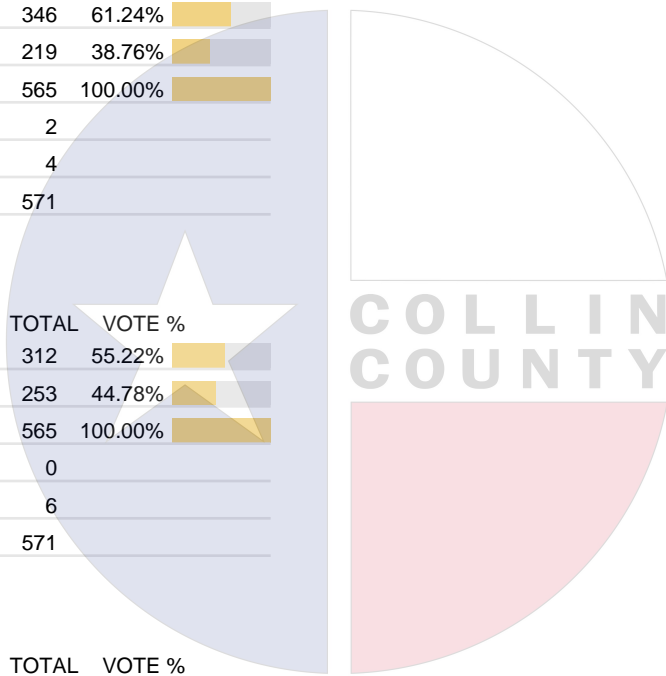
Vote For 1

	TOTAL	VOTE %	
For	435	76.72%	
Against	132	23.28%	
Total Votes Cast	567	100.00%	
Overvotes	0		
Undervotes	4		
Contest Totals	571		

### Proposition 5 – State of Texas

Vote For 1

	TOTAL	VOTE %	
For	357	64.21%	
Against	199	35.79%	
Total Votes Cast	556	100.00%	
Overvotes	0		
Undervotes	15		
Contest Totals	571		



Collin County Seal  
 Watermark Seal for Collin County.  
 Collin County Government

## PCT 157

### Proposition 6 – State of Texas

Vote For 1

	TOTAL	VOTE %	
For	310	55.06%	
Against	253	44.94%	
Total Votes Cast	563	100.00%	
Overvotes	0		
Undervotes	8		
Contest Totals	571		

### Proposition 7 – State of Texas

Vote For 1

	TOTAL	VOTE %	
For	508	89.59%	
Against	59	10.41%	
Total Votes Cast	567	100.00%	
Overvotes	1		
Undervotes	3		
Contest Totals	571		

### Proposition 8 – State of Texas

Vote For 1

	TOTAL	VOTE %	
For	384	68.09%	
Against	180	31.91%	
Total Votes Cast	564	100.00%	
Overvotes	1		
Undervotes	6		
Contest Totals	571		

### Proposition 9 – State of Texas

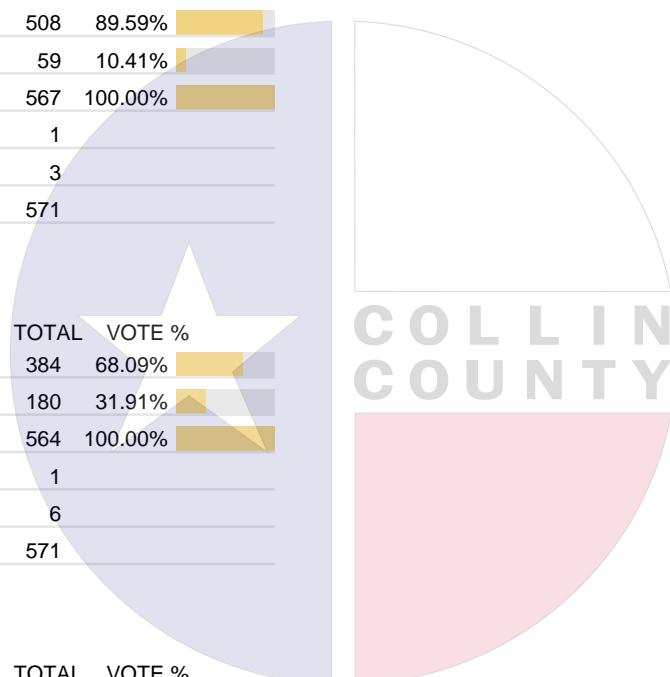
Vote For 1

	TOTAL	VOTE %	
For	380	67.86%	
Against	180	32.14%	
Total Votes Cast	560	100.00%	
Overvotes	0		
Undervotes	11		
Contest Totals	571		

### Proposition 10 – State of Texas

Vote For 1

	TOTAL	VOTE %	
For	502	88.69%	
Against	64	11.31%	
Total Votes Cast	566	100.00%	
Overvotes	0		
Undervotes	5		
Contest Totals	571		



Collin County Seal  
 Watermark Seal for Collin County.  
 Collin County Government

## PCT 157

### Proposition 11 – State of Texas

Vote For 1

	TOTAL	VOTE %	
For	466	82.48%	
Against	99	17.52%	
Total Votes Cast	565	100.00%	
Overvotes	0		
Undervotes	6		
Contest Totals	571		

### Proposition 12 – State of Texas

Vote For 1

	TOTAL	VOTE %	
For	304	53.90%	
Against	260	46.10%	
Total Votes Cast	564	100.00%	
Overvotes	0		
Undervotes	7		
Contest Totals	571		

### Proposition 13 – State of Texas

Vote For 1

	TOTAL	VOTE %	
For	480	84.81%	
Against	86	15.19%	
Total Votes Cast	566	100.00%	
Overvotes	1		
Undervotes	4		
Contest Totals	571		

### Proposition 14 – State of Texas

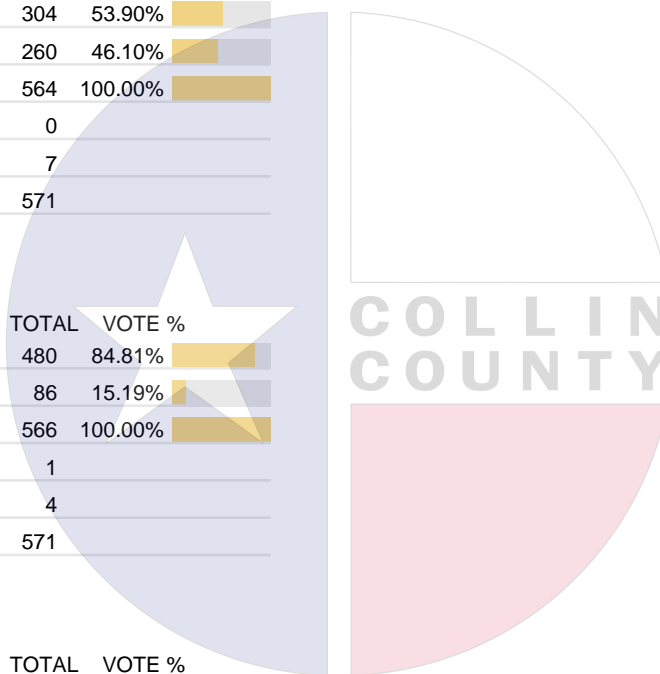
Vote For 1

	TOTAL	VOTE %	
For	392	69.63%	
Against	171	30.37%	
Total Votes Cast	563	100.00%	
Overvotes	0		
Undervotes	8		
Contest Totals	571		

### Proposition 15 – State of Texas

Vote For 1

	TOTAL	VOTE %	
For	339	59.79%	
Against	228	40.21%	
Total Votes Cast	567	100.00%	
Overvotes	0		
Undervotes	4		
Contest Totals	571		



Collin County Seal  
 Watermark Seal for Collin County.  
 Collin County Government

## PCT 157

### Proposition 16 – State of Texas

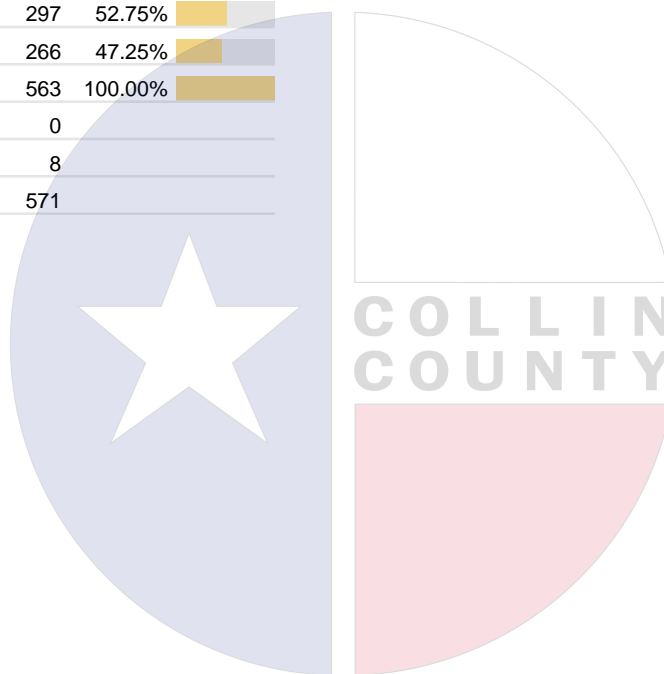
Vote For 1

	TOTAL	VOTE %	
For	357	62.85%	
Against	211	37.15%	
Total Votes Cast	568	100.00%	
Overvotes	0		
Undervotes	3		
Contest Totals	571		

### Proposition 17 – State of Texas

Vote For 1

	TOTAL	VOTE %	
For	297	52.75%	
Against	266	47.25%	
Total Votes Cast	563	100.00%	
Overvotes	0		
Undervotes	8		
Contest Totals	571		



Collin County Seal  
 Watermark Seal for Collin County.  
 Collin County Government

## PCT 158

### Proposition 1 – State of Texas

Vote For 1

	TOTAL	VOTE %	
For	283	69.36%	
Against	125	30.64%	
Total Votes Cast	408	100.00%	
Overvotes	0		
Undervotes	3		
Contest Totals	411		

### Proposition 2 – State of Texas

Vote For 1

	TOTAL	VOTE %	
For	240	58.82%	
Against	168	41.18%	
Total Votes Cast	408	100.00%	
Overvotes	0		
Undervotes	3		
Contest Totals	411		

### Proposition 3 – State of Texas

Vote For 1

	TOTAL	VOTE %	
For	207	51.11%	
Against	198	48.89%	
Total Votes Cast	405	100.00%	
Overvotes	0		
Undervotes	6		
Contest Totals	411		

### Proposition 4 – State of Texas

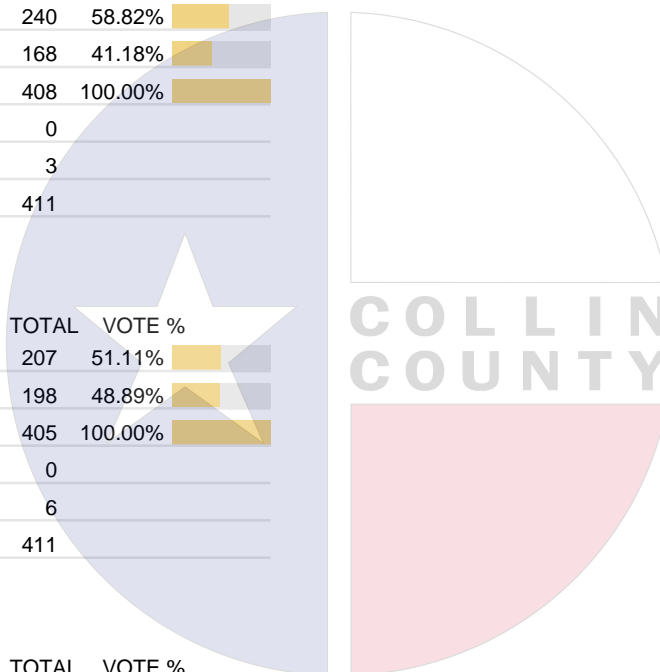
Vote For 1

	TOTAL	VOTE %	
For	298	72.68%	
Against	112	27.32%	
Total Votes Cast	410	100.00%	
Overvotes	0		
Undervotes	1		
Contest Totals	411		

### Proposition 5 – State of Texas

Vote For 1

	TOTAL	VOTE %	
For	270	66.67%	
Against	135	33.33%	
Total Votes Cast	405	100.00%	
Overvotes	0		
Undervotes	6		
Contest Totals	411		



Collin County Seal  
 Watermark Seal for Collin County.  
 Collin County Government

## PCT 158

### Proposition 6 – State of Texas

Vote For 1

	TOTAL	VOTE %	
For	191	47.39%	
Against	212	52.61%	
Total Votes Cast	403	100.00%	
Overvotes	0		
Undervotes	8		
Contest Totals	411		

### Proposition 7 – State of Texas

Vote For 1

	TOTAL	VOTE %	
For	338	83.46%	
Against	67	16.54%	
Total Votes Cast	405	100.00%	
Overvotes	1		
Undervotes	5		
Contest Totals	411		

### Proposition 8 – State of Texas

Vote For 1

	TOTAL	VOTE %	
For	258	63.39%	
Against	149	36.61%	
Total Votes Cast	407	100.00%	
Overvotes	0		
Undervotes	4		
Contest Totals	411		

### Proposition 9 – State of Texas

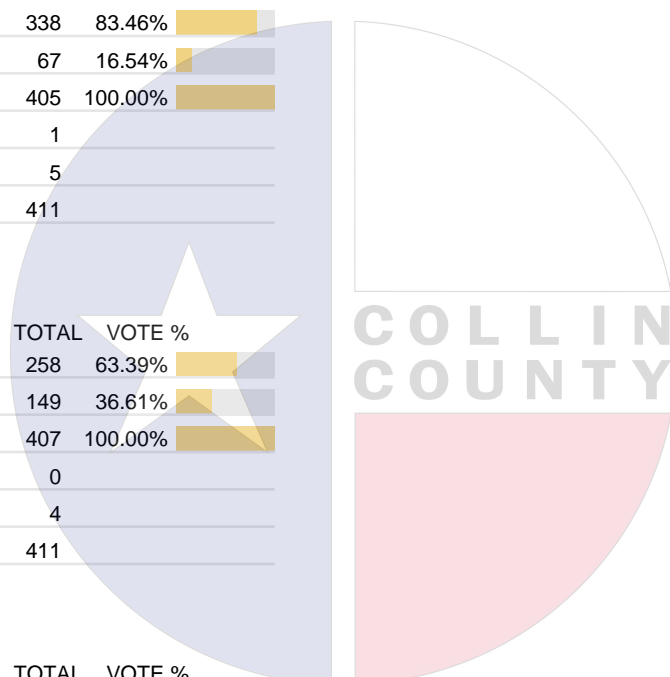
Vote For 1

	TOTAL	VOTE %	
For	272	67.16%	
Against	133	32.84%	
Total Votes Cast	405	100.00%	
Overvotes	0		
Undervotes	6		
Contest Totals	411		

### Proposition 10 – State of Texas

Vote For 1

	TOTAL	VOTE %	
For	377	92.63%	
Against	30	7.37%	
Total Votes Cast	407	100.00%	
Overvotes	0		
Undervotes	4		
Contest Totals	411		



Collin County Seal  
 Watermark Seal for Collin County.  
 Collin County Government

## PCT 158

### Proposition 11 – State of Texas

Vote For 1

	TOTAL	VOTE %	
For	315	77.40%	
Against	92	22.60%	
Total Votes Cast	407	100.00%	
Overvotes	0		
Undervotes	4		
Contest Totals	411		

### Proposition 12 – State of Texas

Vote For 1

	TOTAL	VOTE %	
For	203	50.62%	
Against	198	49.38%	
Total Votes Cast	401	100.00%	
Overvotes	0		
Undervotes	10		
Contest Totals	411		

### Proposition 13 – State of Texas

Vote For 1

	TOTAL	VOTE %	
For	340	82.73%	
Against	71	17.27%	
Total Votes Cast	411	100.00%	
Overvotes	0		
Undervotes	0		
Contest Totals	411		

### Proposition 14 – State of Texas

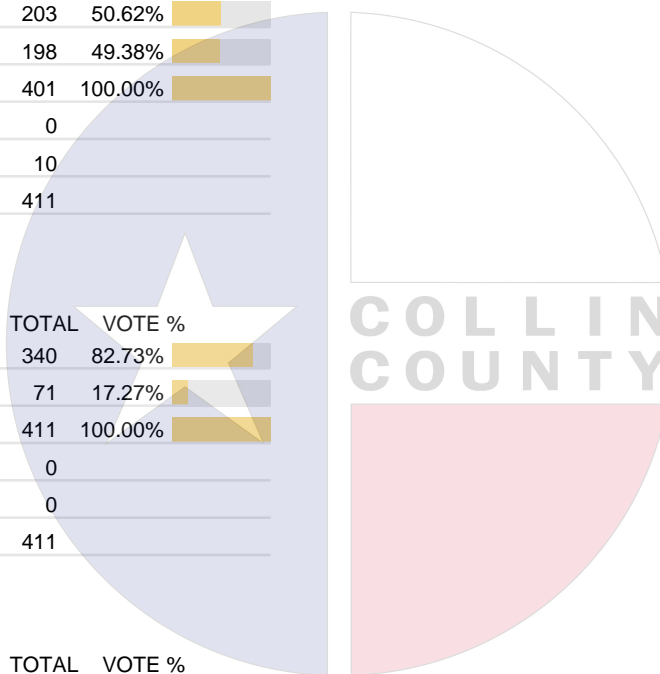
Vote For 1

	TOTAL	VOTE %	
For	293	71.81%	
Against	115	28.19%	
Total Votes Cast	408	100.00%	
Overvotes	0		
Undervotes	3		
Contest Totals	411		

### Proposition 15 – State of Texas

Vote For 1

	TOTAL	VOTE %	
For	256	62.44%	
Against	154	37.56%	
Total Votes Cast	410	100.00%	
Overvotes	0		
Undervotes	1		
Contest Totals	411		



Collin County Seal  
 Watermark Seal for Collin County.  
 Collin County Government

## PCT 158

### Proposition 16 – State of Texas

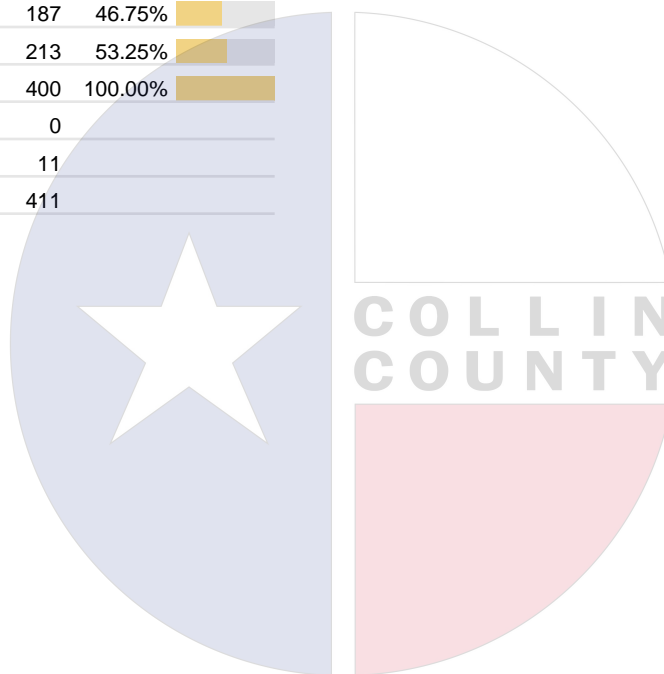
Vote For 1

	TOTAL	VOTE %	
For	250	61.27%	
Against	158	38.73%	
Total Votes Cast	408	100.00%	
Overvotes	0		
Undervotes	3		
Contest Totals	411		

### Proposition 17 – State of Texas

Vote For 1

	TOTAL	VOTE %	
For	187	46.75%	
Against	213	53.25%	
Total Votes Cast	400	100.00%	
Overvotes	0		
Undervotes	11		
Contest Totals	411		



Collin County Seal  
 Watermark Seal for Collin County.  
 Collin County Government

## PCT 159

### Proposition 1 – State of Texas

Vote For 1

	TOTAL	VOTE %	
For	291	70.80%	
Against	120	29.20%	
Total Votes Cast	411	100.00%	
Overvotes	0		
Undervotes	4		
Contest Totals	415		

### Proposition 2 – State of Texas

Vote For 1

	TOTAL	VOTE %	
For	281	67.87%	
Against	133	32.13%	
Total Votes Cast	414	100.00%	
Overvotes	1		
Undervotes	0		
Contest Totals	415		

### Proposition 3 – State of Texas

Vote For 1

	TOTAL	VOTE %	
For	234	57.07%	
Against	176	42.93%	
Total Votes Cast	410	100.00%	
Overvotes	0		
Undervotes	5		
Contest Totals	415		

### Proposition 4 – State of Texas

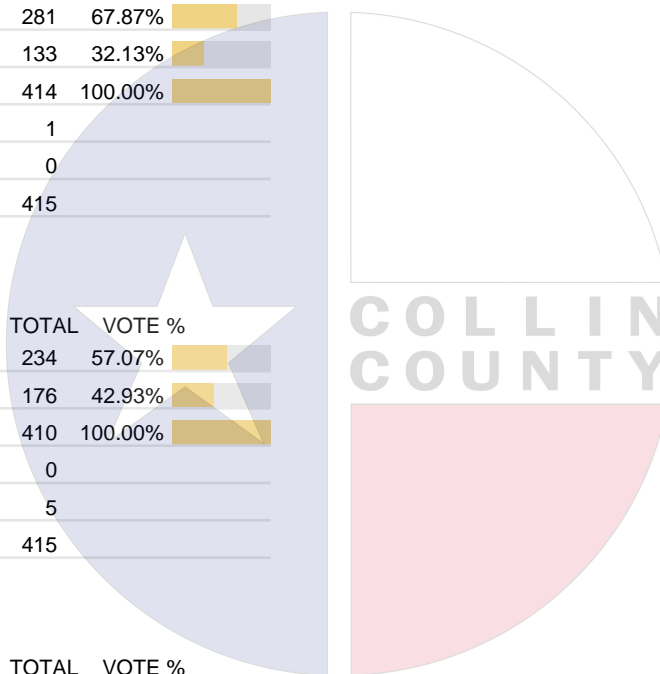
Vote For 1

	TOTAL	VOTE %	
For	294	71.88%	
Against	115	28.12%	
Total Votes Cast	409	100.00%	
Overvotes	0		
Undervotes	6		
Contest Totals	415		

### Proposition 5 – State of Texas

Vote For 1

	TOTAL	VOTE %	
For	267	65.76%	
Against	139	34.24%	
Total Votes Cast	406	100.00%	
Overvotes	0		
Undervotes	9		
Contest Totals	415		



Collin County Seal  
 Watermark Seal for Collin County.  
 Collin County Government

## PCT 159

### Proposition 6 – State of Texas

Vote For 1

	TOTAL	VOTE %	
For	210	51.60%	
Against	197	48.40%	
Total Votes Cast	407	100.00%	
Overvotes	0		
Undervotes	8		
Contest Totals	415		

### Proposition 7 – State of Texas

Vote For 1

	TOTAL	VOTE %	
For	355	85.54%	
Against	60	14.46%	
Total Votes Cast	415	100.00%	
Overvotes	0		
Undervotes	0		
Contest Totals	415		

### Proposition 8 – State of Texas

Vote For 1

	TOTAL	VOTE %	
For	298	71.81%	
Against	117	28.19%	
Total Votes Cast	415	100.00%	
Overvotes	0		
Undervotes	0		
Contest Totals	415		

### Proposition 9 – State of Texas

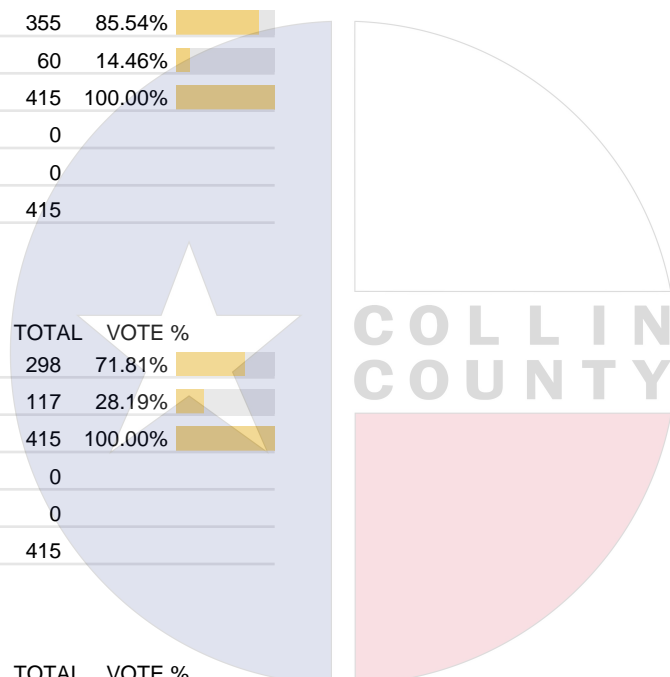
Vote For 1

	TOTAL	VOTE %	
For	265	64.79%	
Against	144	35.21%	
Total Votes Cast	409	100.00%	
Overvotes	0		
Undervotes	6		
Contest Totals	415		

### Proposition 10 – State of Texas

Vote For 1

	TOTAL	VOTE %	
For	365	88.59%	
Against	47	11.41%	
Total Votes Cast	412	100.00%	
Overvotes	0		
Undervotes	3		
Contest Totals	415		



Collin County Seal  
 Watermark Seal for Collin County.  
 Collin County Government

## PCT 159

### Proposition 11 – State of Texas

Vote For 1

	TOTAL	VOTE %	
For	322	77.78%	
Against	92	22.22%	
Total Votes Cast	414	100.00%	
Overvotes	1		
Undervotes	0		
Contest Totals	415		

### Proposition 12 – State of Texas

Vote For 1

	TOTAL	VOTE %	
For	247	60.69%	
Against	160	39.31%	
Total Votes Cast	407	100.00%	
Overvotes	0		
Undervotes	8		
Contest Totals	415		

### Proposition 13 – State of Texas

Vote For 1

	TOTAL	VOTE %	
For	334	81.07%	
Against	78	18.93%	
Total Votes Cast	412	100.00%	
Overvotes	0		
Undervotes	3		
Contest Totals	415		

### Proposition 14 – State of Texas

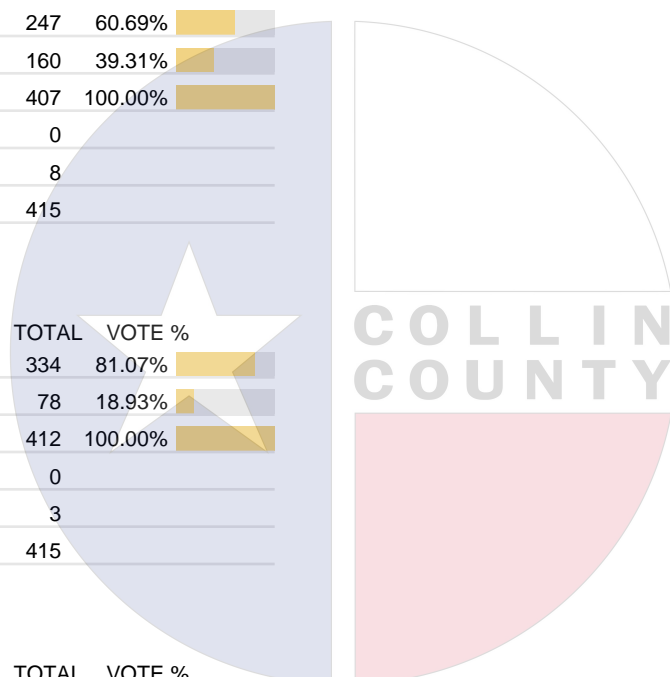
Vote For 1

	TOTAL	VOTE %	
For	258	62.93%	
Against	152	37.07%	
Total Votes Cast	410	100.00%	
Overvotes	1		
Undervotes	4		
Contest Totals	415		

### Proposition 15 – State of Texas

Vote For 1

	TOTAL	VOTE %	
For	281	67.87%	
Against	133	32.13%	
Total Votes Cast	414	100.00%	
Overvotes	0		
Undervotes	1		
Contest Totals	415		



Collin County Seal  
 Watermark Seal for Collin County.  
 Collin County Government

## PCT 159

### Proposition 16 – State of Texas

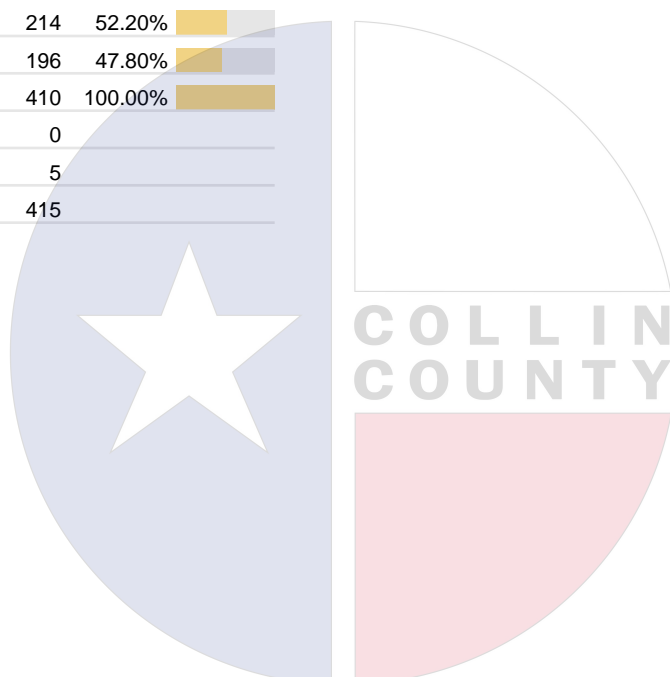
Vote For 1

	TOTAL	VOTE %	
For	289	70.15%	
Against	123	29.85%	
Total Votes Cast	412	100.00%	
Overvotes	0		
Undervotes	3		
Contest Totals	415		

### Proposition 17 – State of Texas

Vote For 1

	TOTAL	VOTE %	
For	214	52.20%	
Against	196	47.80%	
Total Votes Cast	410	100.00%	
Overvotes	0		
Undervotes	5		
Contest Totals	415		



Collin County Seal  
 Watermark Seal for Collin County.  
 Collin County Government

## PCT 160

### Proposition 1 – State of Texas

Vote For 1

	TOTAL	VOTE %	
For	58	55.77%	
Against	46	44.23%	
Total Votes Cast	104	100.00%	
Overvotes	0		
Undervotes	0		
Contest Totals	104		

### Proposition 2 – State of Texas

Vote For 1

	TOTAL	VOTE %	
For	92	89.32%	
Against	11	10.68%	
Total Votes Cast	103	100.00%	
Overvotes	0		
Undervotes	1		
Contest Totals	104		

### Proposition 3 – State of Texas

Vote For 1

	TOTAL	VOTE %	
For	68	66.02%	
Against	35	33.98%	
Total Votes Cast	103	100.00%	
Overvotes	0		
Undervotes	1		
Contest Totals	104		

### Proposition 4 – State of Texas

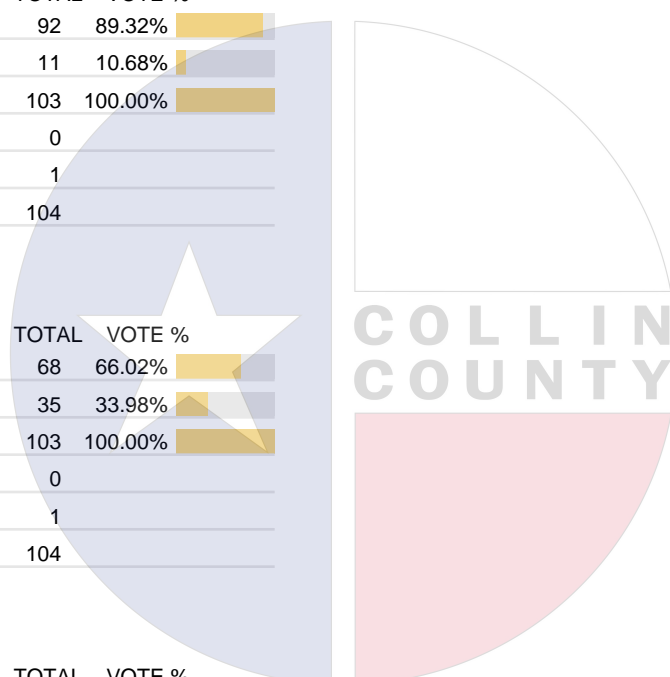
Vote For 1

	TOTAL	VOTE %	
For	62	60.78%	
Against	40	39.22%	
Total Votes Cast	102	100.00%	
Overvotes	1		
Undervotes	1		
Contest Totals	104		

### Proposition 5 – State of Texas

Vote For 1

	TOTAL	VOTE %	
For	90	87.38%	
Against	13	12.62%	
Total Votes Cast	103	100.00%	
Overvotes	0		
Undervotes	1		
Contest Totals	104		



Collin County Seal  
 Watermark Seal for Collin County.  
 Collin County Government

## PCT 160

### Proposition 6 – State of Texas

Vote For 1

	TOTAL	VOTE %	
For	76	74.51%	
Against	26	25.49%	
Total Votes Cast	102	100.00%	
Overvotes	0		
Undervotes	2		
Contest Totals	104		

### Proposition 7 – State of Texas

Vote For 1

	TOTAL	VOTE %	
For	97	93.27%	
Against	7	6.73%	
Total Votes Cast	104	100.00%	
Overvotes	0		
Undervotes	0		
Contest Totals	104		

### Proposition 8 – State of Texas

Vote For 1

	TOTAL	VOTE %	
For	92	89.32%	
Against	11	10.68%	
Total Votes Cast	103	100.00%	
Overvotes	0		
Undervotes	1		
Contest Totals	104		

### Proposition 9 – State of Texas

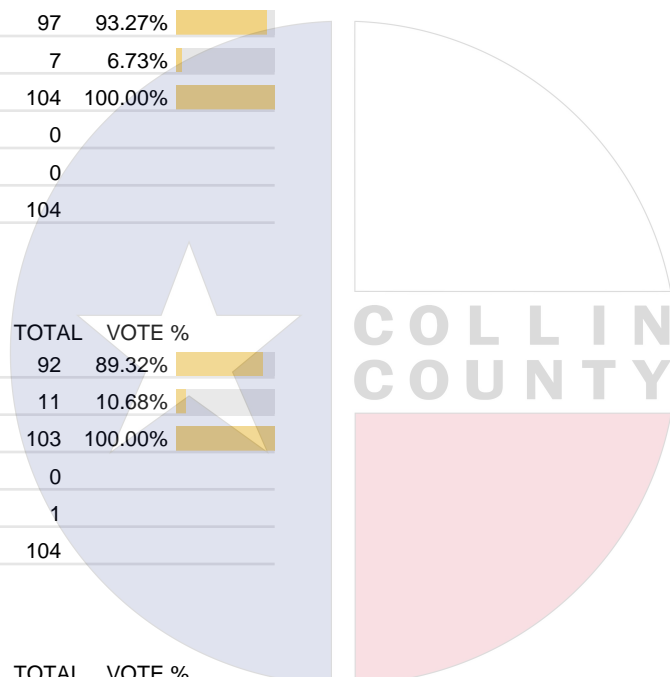
Vote For 1

	TOTAL	VOTE %	
For	89	85.58%	
Against	15	14.42%	
Total Votes Cast	104	100.00%	
Overvotes	0		
Undervotes	0		
Contest Totals	104		

### Proposition 10 – State of Texas

Vote For 1

	TOTAL	VOTE %	
For	98	94.23%	
Against	6	5.77%	
Total Votes Cast	104	100.00%	
Overvotes	0		
Undervotes	0		
Contest Totals	104		



Collin County Seal  
 Watermark Seal for Collin County.  
 Collin County Government

## PCT 160

### Proposition 11 – State of Texas

Vote For 1

	TOTAL	VOTE %	
For	91	88.35%	
Against	12	11.65%	
Total Votes Cast	103	100.00%	
Overvotes	0		
Undervotes	1		
Contest Totals	104		

### Proposition 12 – State of Texas

Vote For 1

	TOTAL	VOTE %	
For	75	72.12%	
Against	29	27.88%	
Total Votes Cast	104	100.00%	
Overvotes	0		
Undervotes	0		
Contest Totals	104		

### Proposition 13 – State of Texas

Vote For 1

	TOTAL	VOTE %	
For	97	93.27%	
Against	7	6.73%	
Total Votes Cast	104	100.00%	
Overvotes	0		
Undervotes	0		
Contest Totals	104		

### Proposition 14 – State of Texas

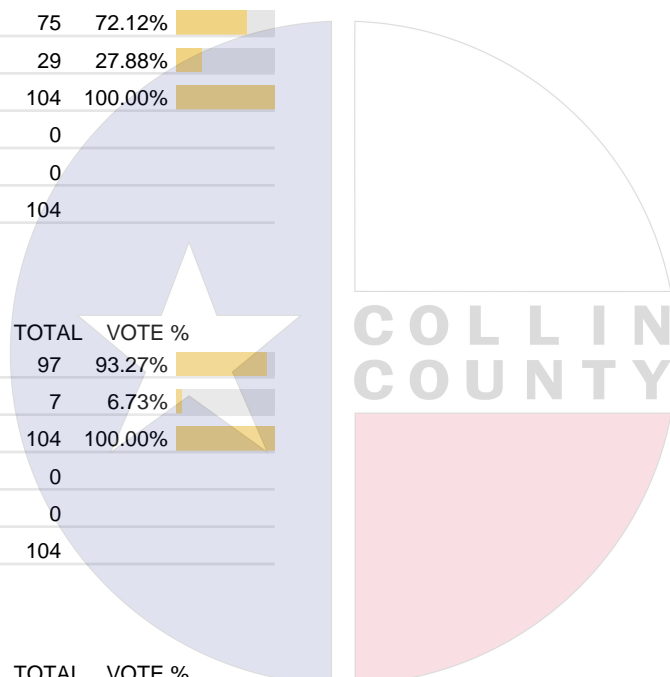
Vote For 1

	TOTAL	VOTE %	
For	54	51.92%	
Against	50	48.08%	
Total Votes Cast	104	100.00%	
Overvotes	0		
Undervotes	0		
Contest Totals	104		

### Proposition 15 – State of Texas

Vote For 1

	TOTAL	VOTE %	
For	86	83.50%	
Against	17	16.50%	
Total Votes Cast	103	100.00%	
Overvotes	0		
Undervotes	1		
Contest Totals	104		



Collin County Seal  
 Watermark Seal for Collin County.  
 Collin County Government

## PCT 160

### Proposition 16 – State of Texas

Vote For 1

	TOTAL	VOTE %	
For	91	87.50%	
Against	13	12.50%	
Total Votes Cast	104	100.00%	
Overvotes	0		
Undervotes	0		
Contest Totals	104		

### Proposition 17 – State of Texas

Vote For 1

	TOTAL	VOTE %	
For	74	71.84%	
Against	29	28.16%	
Total Votes Cast	103	100.00%	
Overvotes	0		
Undervotes	1		
Contest Totals	104		

### Proposition – Collin County ESD, No. 1

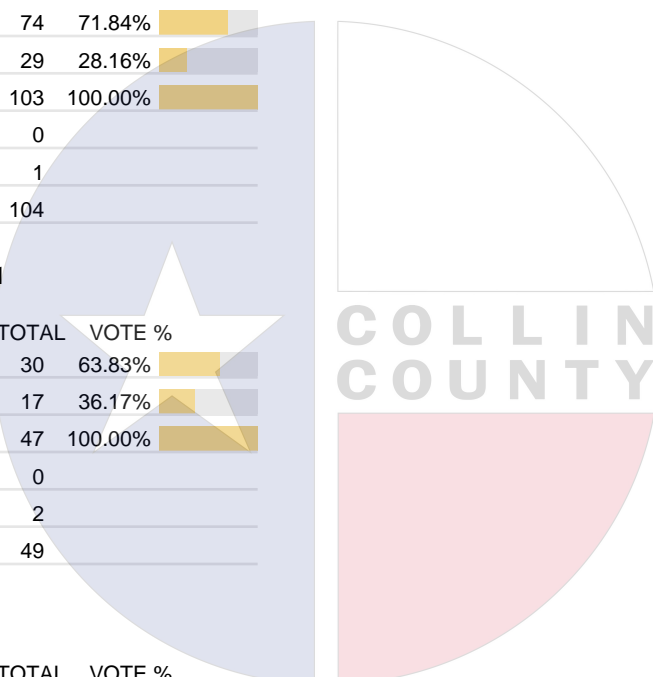
Vote For 1

	TOTAL	VOTE %	
For	30	63.83%	
Against	17	36.17%	
Total Votes Cast	47	100.00%	
Overvotes	0		
Undervotes	2		
Contest Totals	49		

### Proposition A – Van Alstyne ISD

Vote For 1

	TOTAL	VOTE %	
For	12	48.00%	
Against	13	52.00%	
Total Votes Cast	25	100.00%	
Overvotes	0		
Undervotes	1		
Contest Totals	26		



Collin County Seal  
 Watermark Seal for Collin County.  
 Collin County Government

## PCT 161

### Proposition 1 – State of Texas

Vote For 1

	TOTAL	VOTE %	
For	35	81.40%	
Against	8	18.60%	
Total Votes Cast	43	100.00%	
Overvotes	0		
Undervotes	1		
Contest Totals	44		

### Proposition 2 – State of Texas

Vote For 1

	TOTAL	VOTE %	
For	36	81.82%	
Against	8	18.18%	
Total Votes Cast	44	100.00%	
Overvotes	0		
Undervotes	0		
Contest Totals	44		

### Proposition 3 – State of Texas

Vote For 1

	TOTAL	VOTE %	
For	32	74.42%	
Against	11	25.58%	
Total Votes Cast	43	100.00%	
Overvotes	0		
Undervotes	1		
Contest Totals	44		

### Proposition 4 – State of Texas

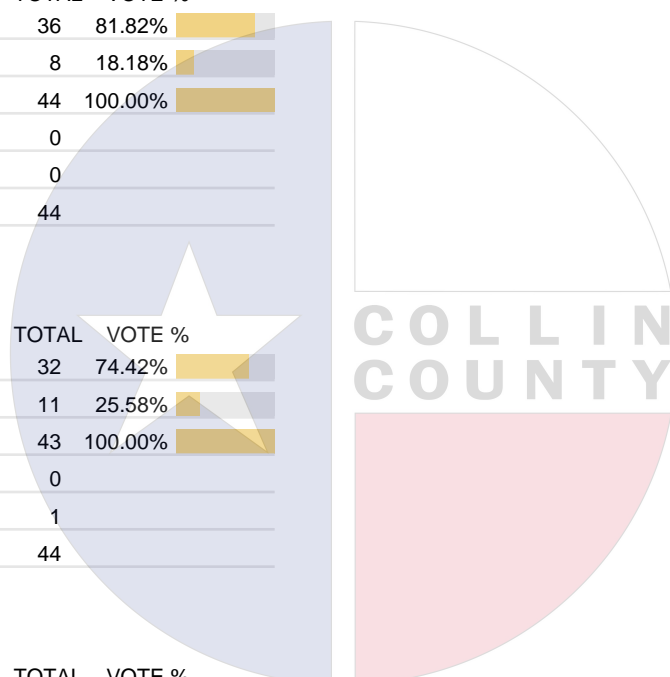
Vote For 1

	TOTAL	VOTE %	
For	37	88.10%	
Against	5	11.90%	
Total Votes Cast	42	100.00%	
Overvotes	0		
Undervotes	2		
Contest Totals	44		

### Proposition 5 – State of Texas

Vote For 1

	TOTAL	VOTE %	
For	38	90.48%	
Against	4	9.52%	
Total Votes Cast	42	100.00%	
Overvotes	0		
Undervotes	2		
Contest Totals	44		



## PCT 161

### Proposition 6 – State of Texas

Vote For 1

	TOTAL	VOTE %	
For	24	58.54%	
Against	17	41.46%	
Total Votes Cast	41	100.00%	
Overvotes	0		
Undervotes	3		
Contest Totals	44		

### Proposition 7 – State of Texas

Vote For 1

	TOTAL	VOTE %	
For	40	93.02%	
Against	3	6.98%	
Total Votes Cast	43	100.00%	
Overvotes	0		
Undervotes	1		
Contest Totals	44		

### Proposition 8 – State of Texas

Vote For 1

	TOTAL	VOTE %	
For	34	79.07%	
Against	9	20.93%	
Total Votes Cast	43	100.00%	
Overvotes	0		
Undervotes	1		
Contest Totals	44		

### Proposition 9 – State of Texas

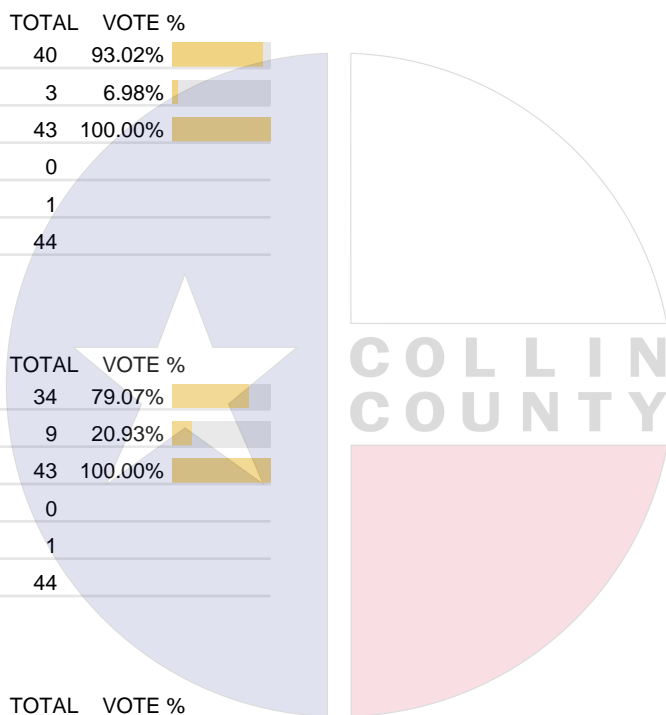
Vote For 1

	TOTAL	VOTE %	
For	36	81.82%	
Against	8	18.18%	
Total Votes Cast	44	100.00%	
Overvotes	0		
Undervotes	0		
Contest Totals	44		

### Proposition 10 – State of Texas

Vote For 1

	TOTAL	VOTE %	
For	41	95.35%	
Against	2	4.65%	
Total Votes Cast	43	100.00%	
Overvotes	0		
Undervotes	1		
Contest Totals	44		



Collin County Seal  
 Watermark Seal for Collin County.  
 Collin County Government

## PCT 161

### Proposition 11 – State of Texas

Vote For 1

	TOTAL	VOTE %	
For	36	83.72%	
Against	7	16.28%	
Total Votes Cast	43	100.00%	
Overvotes	0		
Undervotes	1		
Contest Totals	44		

### Proposition 12 – State of Texas

Vote For 1

	TOTAL	VOTE %	
For	30	69.77%	
Against	13	30.23%	
Total Votes Cast	43	100.00%	
Overvotes	0		
Undervotes	1		
Contest Totals	44		

### Proposition 13 – State of Texas

Vote For 1

	TOTAL	VOTE %	
For	38	88.37%	
Against	5	11.63%	
Total Votes Cast	43	100.00%	
Overvotes	0		
Undervotes	1		
Contest Totals	44		

### Proposition 14 – State of Texas

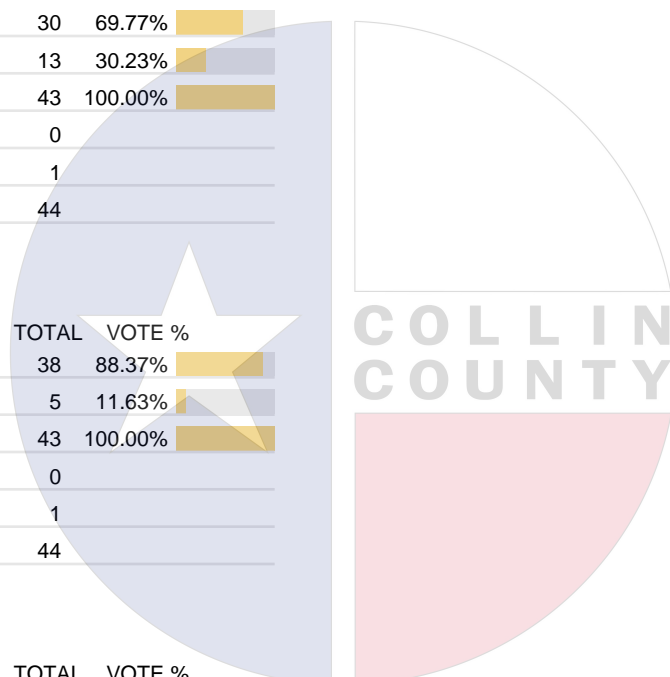
Vote For 1

	TOTAL	VOTE %	
For	31	72.09%	
Against	12	27.91%	
Total Votes Cast	43	100.00%	
Overvotes	0		
Undervotes	1		
Contest Totals	44		

### Proposition 15 – State of Texas

Vote For 1

	TOTAL	VOTE %	
For	34	77.27%	
Against	10	22.73%	
Total Votes Cast	44	100.00%	
Overvotes	0		
Undervotes	0		
Contest Totals	44		



Collin County Seal  
 Watermark Seal for Collin County.  
 Collin County Government

## PCT 161

### Proposition 16 – State of Texas

Vote For 1

	TOTAL	VOTE %	
For	35	81.40%	
Against	8	18.60%	
Total Votes Cast	43	100.00%	
Overvotes	0		
Undervotes	1		
Contest Totals	44		

### Proposition 17 – State of Texas

Vote For 1

	TOTAL	VOTE %	
For	31	72.09%	
Against	12	27.91%	
Total Votes Cast	43	100.00%	
Overvotes	0		
Undervotes	1		
Contest Totals	44		

### Proposition – Collin County ESD, No. 1

Vote For 1

	TOTAL	VOTE %	
For	7	63.64%	
Against	4	36.36%	
Total Votes Cast	11	100.00%	
Overvotes	0		
Undervotes	0		
Contest Totals	11		

### Proposition A – City of Anna

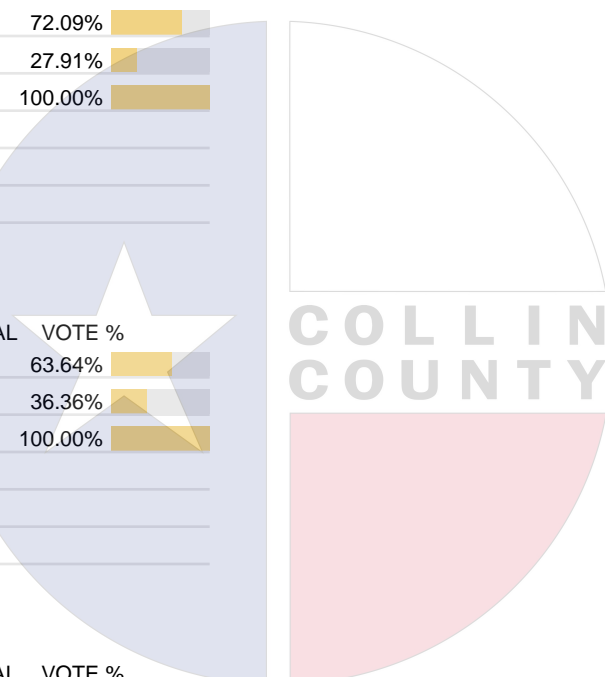
Vote For 1

	TOTAL	VOTE %	
For	2	50.00%	
Against	2	50.00%	
Total Votes Cast	4	100.00%	
Overvotes	0		
Undervotes	0		
Contest Totals	4		

### Proposition B – City of Anna

Vote For 1

	TOTAL	VOTE %	
For	3	75.00%	
Against	1	25.00%	
Total Votes Cast	4	100.00%	
Overvotes	0		
Undervotes	0		
Contest Totals	4		






Collin County Seal  
 Watermark Seal for Collin County.  
 Collin County Government

## PCT 161


### Proposition C – City of Anna

Vote For 1

	TOTAL	VOTE %	
For	2	50.00%	
Against	2	50.00%	
Total Votes Cast	4	100.00%	
Overvotes	0		
Undervotes	0		
Contest Totals	4		




### Proposition D – City of Anna

Vote For 1

	TOTAL	VOTE %	
For	4	100.00%	
Against	0	0.00%	
Total Votes Cast	4	100.00%	
Overvotes	0		
Undervotes	0		
Contest Totals	4		




### Proposition E – City of Anna

Vote For 1

	TOTAL	VOTE %	
For	4	100.00%	
Against	0	0.00%	
Total Votes Cast	4	100.00%	
Overvotes	0		
Undervotes	0		
Contest Totals	4		



### Proposition F – City of Anna

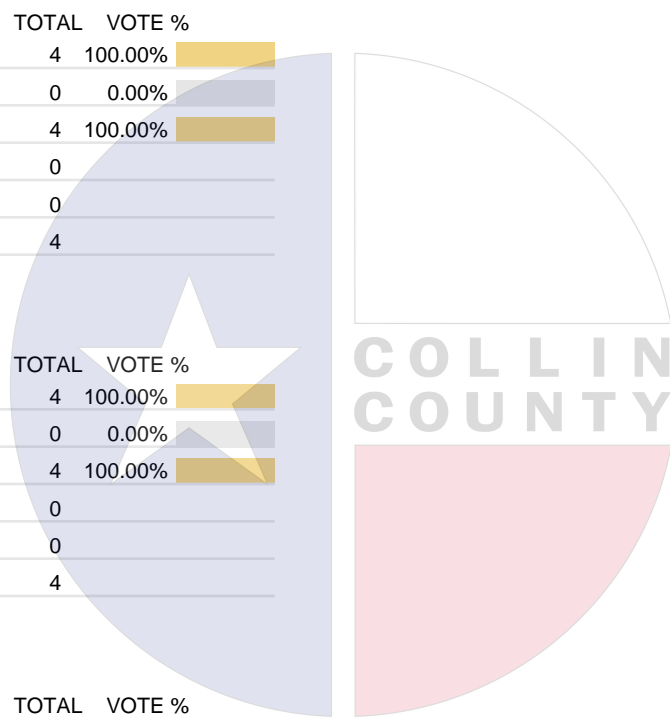
Vote For 1

	TOTAL	VOTE %	
For	3	75.00%	
Against	1	25.00%	
Total Votes Cast	4	100.00%	
Overvotes	0		
Undervotes	0		
Contest Totals	4		

### Proposition G – City of Anna

Vote For 1

	TOTAL	VOTE %	
For	3	75.00%	
Against	1	25.00%	
Total Votes Cast	4	100.00%	
Overvotes	0		
Undervotes	0		
Contest Totals	4		



Collin County Seal  
 Watermark Seal for Collin County.  
 Collin County Government

### PCT 161

#### Proposition H – City of Anna

Vote For 1

	TOTAL	VOTE %	
For	1	25.00%	
Against	3	75.00%	
Total Votes Cast	4	100.00%	
Overvotes	0		
Undervotes	0		
Contest Totals	4		

#### Proposition I – City of Anna

Vote For 1

	TOTAL	VOTE %	
For	0	0.00%	
Against	4	100.00%	
Total Votes Cast	4	100.00%	
Overvotes	0		
Undervotes	0		
Contest Totals	4		

#### Proposition J – City of Anna

Vote For 1

	TOTAL	VOTE %	
For	4	100.00%	
Against	0	0.00%	
Total Votes Cast	4	100.00%	
Overvotes	0		
Undervotes	0		
Contest Totals	4		

#### Proposition K – City of Anna

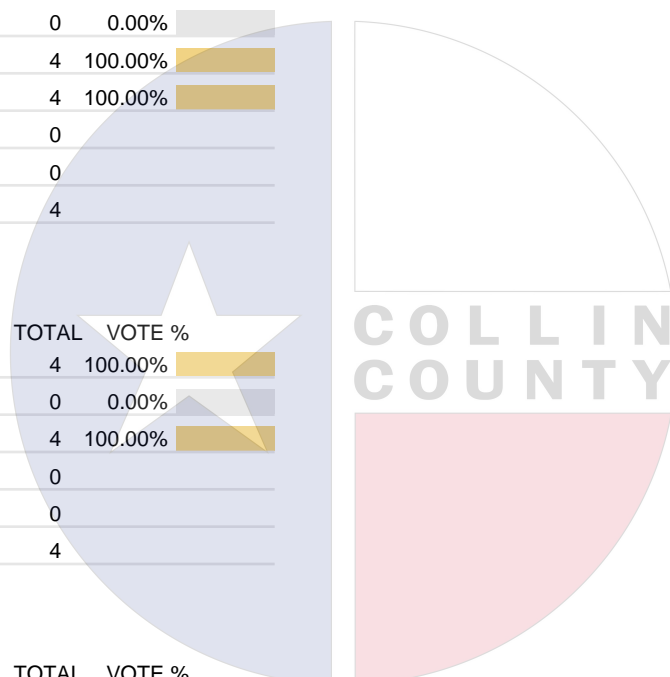
Vote For 1

	TOTAL	VOTE %	
For	1	25.00%	
Against	3	75.00%	
Total Votes Cast	4	100.00%	
Overvotes	0		
Undervotes	0		
Contest Totals	4		

#### Proposition L – City of Anna

Vote For 1

	TOTAL	VOTE %	
For	2	50.00%	
Against	2	50.00%	
Total Votes Cast	4	100.00%	
Overvotes	0		
Undervotes	0		
Contest Totals	4		



Collin County Seal  
 Watermark Seal for Collin County.  
 Collin County Government

## PCT 161

### Proposition M – City of Anna

Vote For 1

	TOTAL	VOTE %	
For	3	75.00%	
Against	1	25.00%	
Total Votes Cast	4	100.00%	
Overvotes	0		
Undervotes	0		
Contest Totals	4		

### Proposition N – City of Anna

Vote For 1

	TOTAL	VOTE %	
For	3	75.00%	
Against	1	25.00%	
Total Votes Cast	4	100.00%	
Overvotes	0		
Undervotes	0		
Contest Totals	4		

### Proposition O – City of Anna

Vote For 1

	TOTAL	VOTE %	
For	3	75.00%	
Against	1	25.00%	
Total Votes Cast	4	100.00%	
Overvotes	0		
Undervotes	0		
Contest Totals	4		

### Proposition P – City of Anna

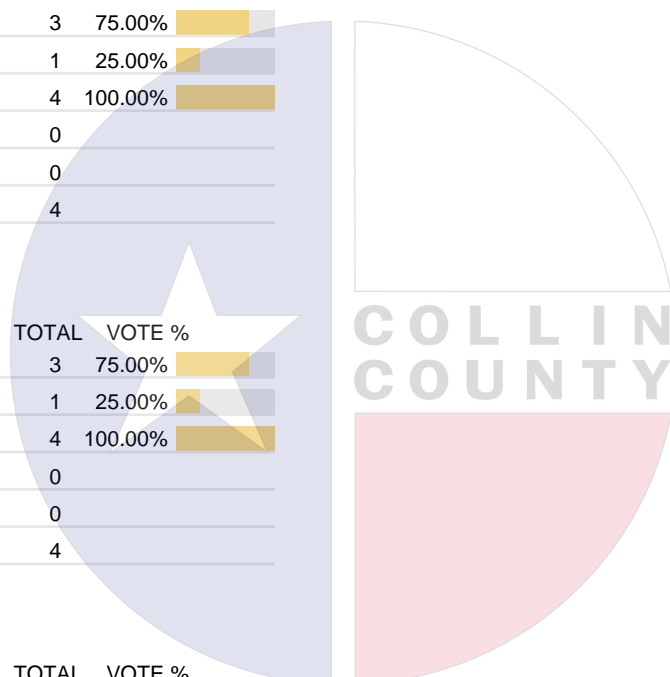
Vote For 1

	TOTAL	VOTE %	
For	1	25.00%	
Against	3	75.00%	
Total Votes Cast	4	100.00%	
Overvotes	0		
Undervotes	0		
Contest Totals	4		

### Proposition Q – City of Anna

Vote For 1

	TOTAL	VOTE %	
For	1	25.00%	
Against	3	75.00%	
Total Votes Cast	4	100.00%	
Overvotes	0		
Undervotes	0		
Contest Totals	4		



Collin County Seal  
 Watermark Seal for Collin County.  
 Collin County Government

## PCT 161

### Proposition R – City of Anna

Vote For 1

	TOTAL	VOTE %	
For	4	100.00%	
Against	0	0.00%	
Total Votes Cast	4	100.00%	
Overvotes	0		
Undervotes	0		
Contest Totals	4		

### Proposition S – City of Anna

Vote For 1

	TOTAL	VOTE %	
For	3	75.00%	
Against	1	25.00%	
Total Votes Cast	4	100.00%	
Overvotes	0		
Undervotes	0		
Contest Totals	4		

### Mayor – Town of Weston

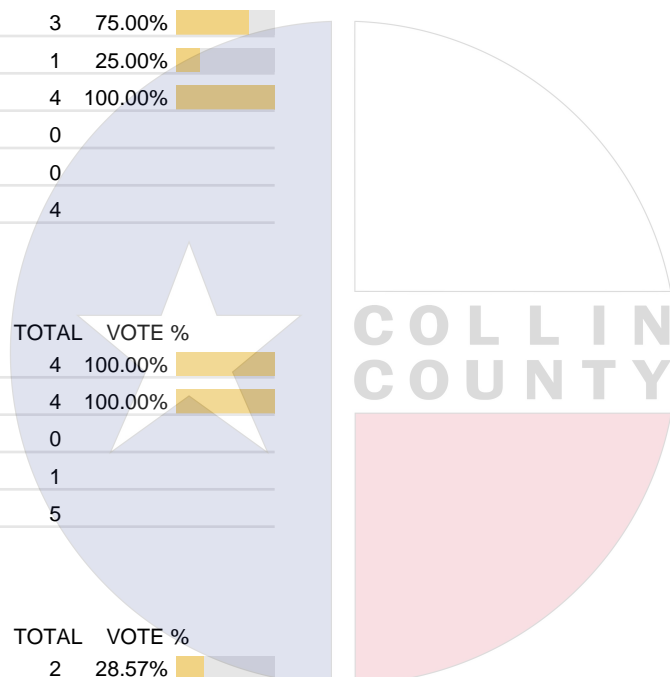
Vote For 1

	TOTAL	VOTE %	
Matt Marchiori	4	100.00%	
Total Votes Cast	4	100.00%	
Overvotes	0		
Undervotes	1		
Contest Totals	5		

### Alderman – Town of Weston

Vote For 2

	TOTAL	VOTE %	
Brian M Roach	2	28.57%	
Patti Harrington	4	57.14%	
Crissy Hinojosa-Wilson	1	14.29%	
John Yang	0	0.00%	
Total Votes Cast	7	100.00%	
Overvotes	0		
Undervotes	3		
Contest Totals	10		



Collin County Seal  
 Watermark Seal for Collin County,  
 Collin County Government

## PCT 162

### Proposition 1 – State of Texas

Vote For 1

	TOTAL	VOTE %	
For	105	72.41%	
Against	40	27.59%	
Total Votes Cast	145	100.00%	
Overvotes	0		
Undervotes	0		
Contest Totals	145		

### Proposition 2 – State of Texas

Vote For 1

	TOTAL	VOTE %	
For	110	75.86%	
Against	35	24.14%	
Total Votes Cast	145	100.00%	
Overvotes	0		
Undervotes	0		
Contest Totals	145		

### Proposition 3 – State of Texas

Vote For 1

	TOTAL	VOTE %	
For	93	64.14%	
Against	52	35.86%	
Total Votes Cast	145	100.00%	
Overvotes	0		
Undervotes	0		
Contest Totals	145		

### Proposition 4 – State of Texas

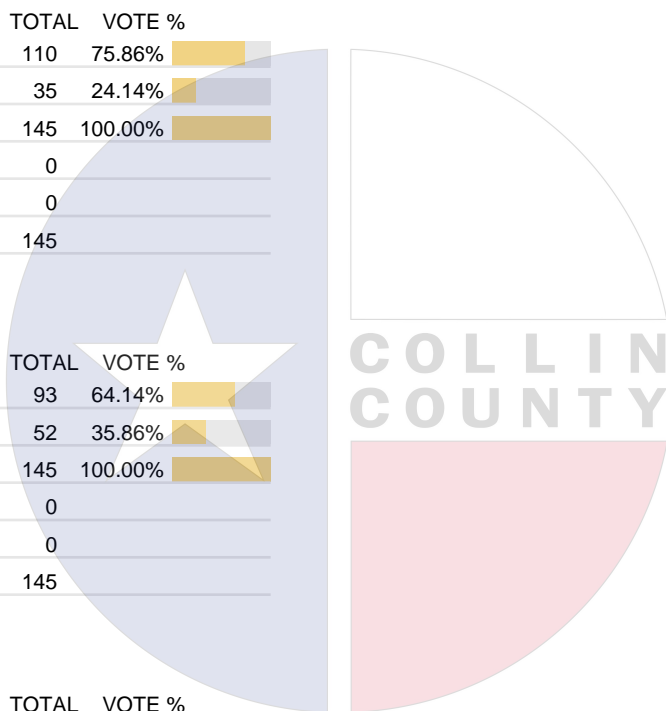
Vote For 1

	TOTAL	VOTE %	
For	109	75.17%	
Against	36	24.83%	
Total Votes Cast	145	100.00%	
Overvotes	0		
Undervotes	0		
Contest Totals	145		

### Proposition 5 – State of Texas

Vote For 1

	TOTAL	VOTE %	
For	106	73.61%	
Against	38	26.39%	
Total Votes Cast	144	100.00%	
Overvotes	0		
Undervotes	1		
Contest Totals	145		



Collin County Seal  
 Watermark Seal for Collin County.  
 Collin County Government

## PCT 162

### Proposition 6 – State of Texas

Vote For 1

	TOTAL	VOTE %	
For	84	58.74%	
Against	59	41.26%	
Total Votes Cast	143	100.00%	
Overvotes	0		
Undervotes	2		
Contest Totals	145		

### Proposition 7 – State of Texas

Vote For 1

	TOTAL	VOTE %	
For	133	91.72%	
Against	12	8.28%	
Total Votes Cast	145	100.00%	
Overvotes	0		
Undervotes	0		
Contest Totals	145		

### Proposition 8 – State of Texas

Vote For 1

	TOTAL	VOTE %	
For	111	76.55%	
Against	34	23.45%	
Total Votes Cast	145	100.00%	
Overvotes	0		
Undervotes	0		
Contest Totals	145		

### Proposition 9 – State of Texas

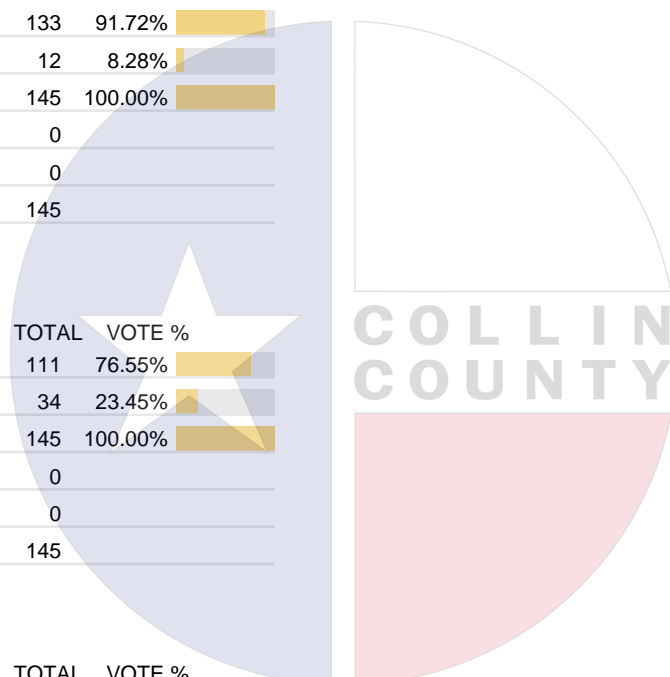
Vote For 1

	TOTAL	VOTE %	
For	108	76.06%	
Against	34	23.94%	
Total Votes Cast	142	100.00%	
Overvotes	0		
Undervotes	3		
Contest Totals	145		

### Proposition 10 – State of Texas

Vote For 1

	TOTAL	VOTE %	
For	138	95.83%	
Against	6	4.17%	
Total Votes Cast	144	100.00%	
Overvotes	0		
Undervotes	1		
Contest Totals	145		



Collin County Seal  
 Watermark Seal for Collin County.  
 Collin County Government

## PCT 162

### Proposition 11 – State of Texas

Vote For 1

	TOTAL	VOTE %	
For	122	84.72%	
Against	22	15.28%	
Total Votes Cast	144	100.00%	
Overvotes	0		
Undervotes	1		
Contest Totals	145		

### Proposition 12 – State of Texas

Vote For 1

	TOTAL	VOTE %	
For	95	66.90%	
Against	47	33.10%	
Total Votes Cast	142	100.00%	
Overvotes	0		
Undervotes	3		
Contest Totals	145		

### Proposition 13 – State of Texas

Vote For 1

	TOTAL	VOTE %	
For	131	90.97%	
Against	13	9.03%	
Total Votes Cast	144	100.00%	
Overvotes	0		
Undervotes	1		
Contest Totals	145		

### Proposition 14 – State of Texas

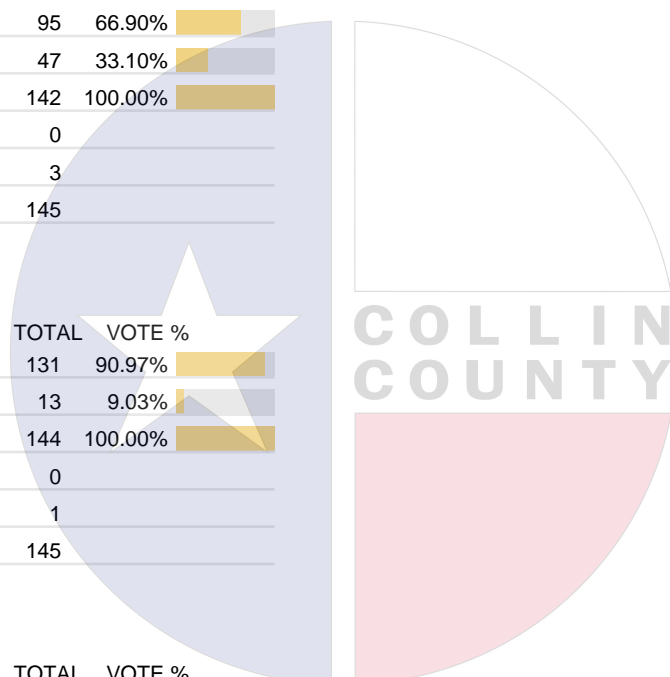
Vote For 1

	TOTAL	VOTE %	
For	94	65.28%	
Against	50	34.72%	
Total Votes Cast	144	100.00%	
Overvotes	0		
Undervotes	1		
Contest Totals	145		

### Proposition 15 – State of Texas

Vote For 1

	TOTAL	VOTE %	
For	108	75.00%	
Against	36	25.00%	
Total Votes Cast	144	100.00%	
Overvotes	0		
Undervotes	1		
Contest Totals	145		



Collin County Seal  
 Watermark Seal for Collin County.  
 Collin County Government

## PCT 162

### Proposition 16 – State of Texas

Vote For 1

	TOTAL	VOTE %	
For	109	75.69%	
Against	35	24.31%	
Total Votes Cast	144	100.00%	
Overvotes	0		
Undervotes	1		
Contest Totals	145		

### Proposition 17 – State of Texas

Vote For 1

	TOTAL	VOTE %	
For	92	63.89%	
Against	52	36.11%	
Total Votes Cast	144	100.00%	
Overvotes	0		
Undervotes	1		
Contest Totals	145		

### Proposition – Collin County ESD, No. 1

Vote For 1

	TOTAL	VOTE %	
For	0		
Against	0		
Total Votes Cast	0		
Overvotes	0		
Undervotes	0		
Contest Totals	0		

### Proposition A – City of Anna

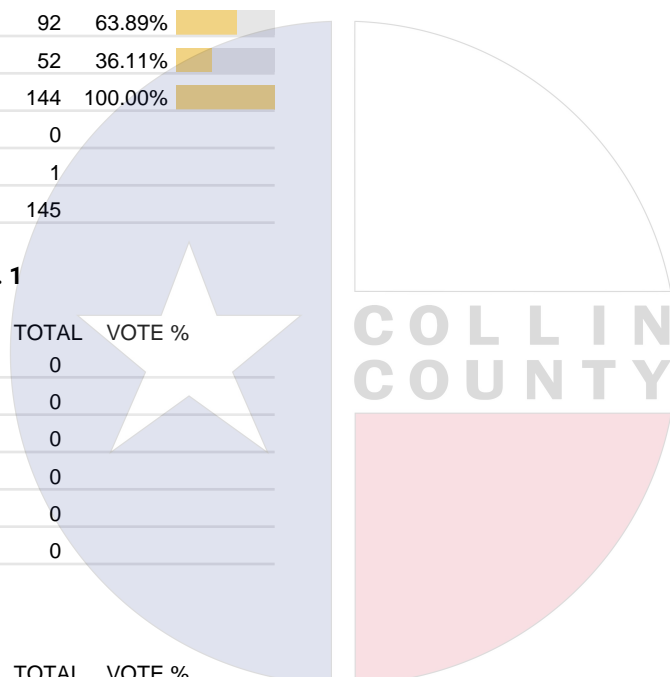
Vote For 1

	TOTAL	VOTE %	
For	94	88.68%	
Against	12	11.32%	
Total Votes Cast	106	100.00%	
Overvotes	0		
Undervotes	0		
Contest Totals	106		

### Proposition B – City of Anna

Vote For 1

	TOTAL	VOTE %	
For	98	92.45%	
Against	8	7.55%	
Total Votes Cast	106	100.00%	
Overvotes	0		
Undervotes	0		
Contest Totals	106		



## PCT 162

### Proposition C – City of Anna

Vote For 1

	TOTAL	VOTE %	
For	38	36.54%	
Against	66	63.46%	
Total Votes Cast	104	100.00%	
Overvotes	1		
Undervotes	1		
Contest Totals	106		

### Proposition D – City of Anna

Vote For 1

	TOTAL	VOTE %	
For	100	94.34%	
Against	6	5.66%	
Total Votes Cast	106	100.00%	
Overvotes	0		
Undervotes	0		
Contest Totals	106		

### Proposition E – City of Anna

Vote For 1

	TOTAL	VOTE %	
For	59	56.19%	
Against	46	43.81%	
Total Votes Cast	105	100.00%	
Overvotes	0		
Undervotes	1		
Contest Totals	106		

### Proposition F – City of Anna

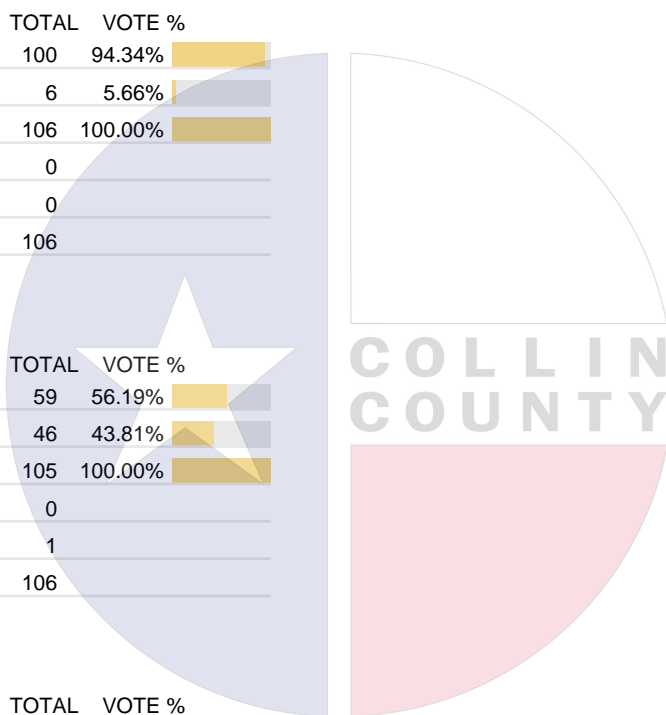
Vote For 1

	TOTAL	VOTE %	
For	90	84.91%	
Against	16	15.09%	
Total Votes Cast	106	100.00%	
Overvotes	0		
Undervotes	0		
Contest Totals	106		

### Proposition G – City of Anna

Vote For 1

	TOTAL	VOTE %	
For	82	78.10%	
Against	23	21.90%	
Total Votes Cast	105	100.00%	
Overvotes	1		
Undervotes	0		
Contest Totals	106		



Collin County Seal  
 Watermark Seal for Collin County.  
 Collin County Government

## PCT 162

### Proposition H – City of Anna

Vote For 1

	TOTAL	VOTE %	
For	35	33.65%	
Against	69	66.35%	
Total Votes Cast	104	100.00%	
Overvotes	0		
Undervotes	2		
Contest Totals	106		

### Proposition I – City of Anna

Vote For 1

	TOTAL	VOTE %	
For	78	74.29%	
Against	27	25.71%	
Total Votes Cast	105	100.00%	
Overvotes	0		
Undervotes	1		
Contest Totals	106		

### Proposition J – City of Anna

Vote For 1

	TOTAL	VOTE %	
For	102	96.23%	
Against	4	3.77%	
Total Votes Cast	106	100.00%	
Overvotes	0		
Undervotes	0		
Contest Totals	106		

### Proposition K – City of Anna

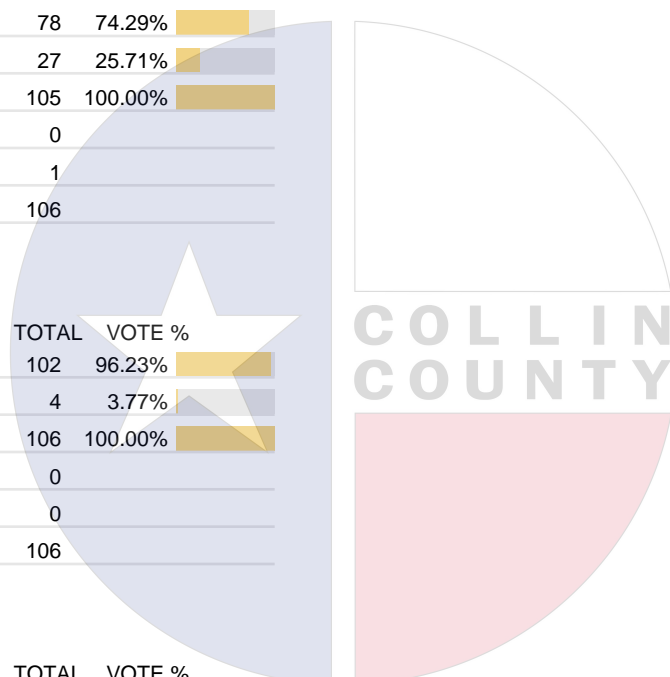
Vote For 1

	TOTAL	VOTE %	
For	26	24.76%	
Against	79	75.24%	
Total Votes Cast	105	100.00%	
Overvotes	0		
Undervotes	1		
Contest Totals	106		

### Proposition L – City of Anna

Vote For 1

	TOTAL	VOTE %	
For	81	76.42%	
Against	25	23.58%	
Total Votes Cast	106	100.00%	
Overvotes	0		
Undervotes	0		
Contest Totals	106		



Collin County Seal  
 Watermark Seal for Collin County.  
 Collin County Government

## PCT 162

### Proposition M – City of Anna

Vote For 1

	TOTAL	VOTE %	
For	92	87.62%	
Against	13	12.38%	
Total Votes Cast	105	100.00%	
Overvotes	0		
Undervotes	1		
Contest Totals	106		

### Proposition N – City of Anna

Vote For 1

	TOTAL	VOTE %	
For	26	25.24%	
Against	77	74.76%	
Total Votes Cast	103	100.00%	
Overvotes	0		
Undervotes	3		
Contest Totals	106		

### Proposition O – City of Anna

Vote For 1

	TOTAL	VOTE %	
For	96	90.57%	
Against	10	9.43%	
Total Votes Cast	106	100.00%	
Overvotes	0		
Undervotes	0		
Contest Totals	106		

### Proposition P – City of Anna

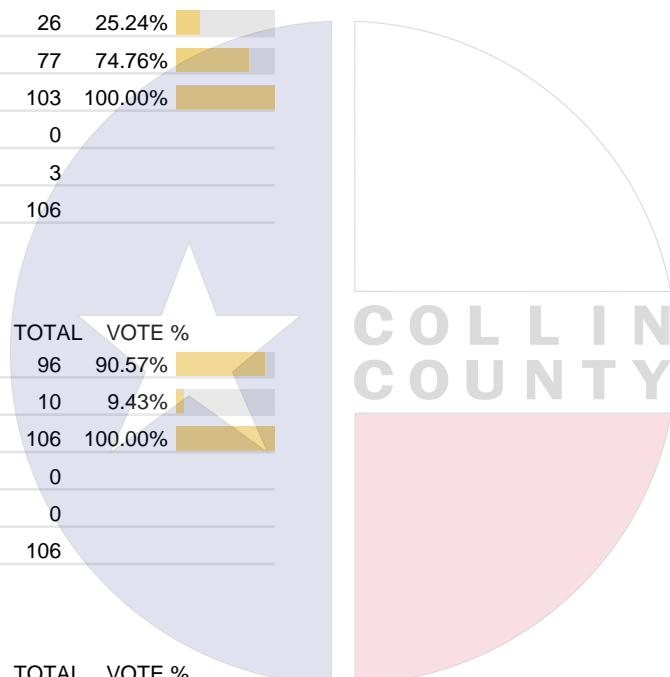
Vote For 1

	TOTAL	VOTE %	
For	20	19.23%	
Against	84	80.77%	
Total Votes Cast	104	100.00%	
Overvotes	1		
Undervotes	1		
Contest Totals	106		

### Proposition Q – City of Anna

Vote For 1

	TOTAL	VOTE %	
For	20	19.61%	
Against	82	80.39%	
Total Votes Cast	102	100.00%	
Overvotes	0		
Undervotes	4		
Contest Totals	106		



Collin County Seal  
 Watermark Seal for Collin County.  
 Collin County Government

## PCT 162

### Proposition R – City of Anna

Vote For 1

	TOTAL	VOTE %	
For	95	90.48%	
Against	10	9.52%	
Total Votes Cast	105	100.00%	
Overvotes	0		
Undervotes	1		
Contest Totals	106		

### Proposition S – City of Anna

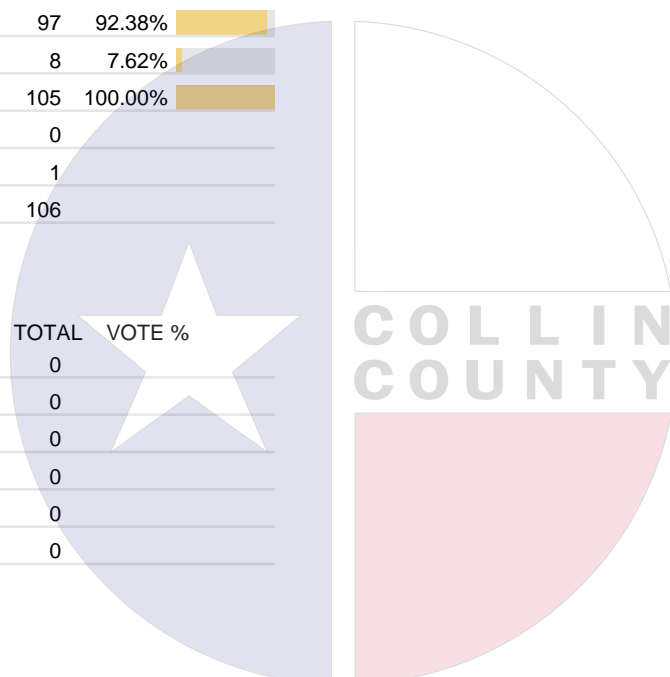
Vote For 1

	TOTAL	VOTE %	
For	97	92.38%	
Against	8	7.62%	
Total Votes Cast	105	100.00%	
Overvotes	0		
Undervotes	1		
Contest Totals	106		

### Proposition A – Van Alstyne ISD

Vote For 1

	TOTAL	VOTE %	
For	0		
Against	0		
Total Votes Cast	0		
Overvotes	0		
Undervotes	0		
Contest Totals	0		



Collin County Seal  
 Watermark Seal for Collin County.  
 Collin County Government

## PCT 163

### Proposition 1 – State of Texas

Vote For 1

	TOTAL	VOTE %	
For	201	75.28%	
Against	66	24.72%	
Total Votes Cast	267	100.00%	
Overvotes	0		
Undervotes	1		
Contest Totals	268		

### Proposition 2 – State of Texas

Vote For 1

	TOTAL	VOTE %	
For	177	66.04%	
Against	91	33.96%	
Total Votes Cast	268	100.00%	
Overvotes	0		
Undervotes	0		
Contest Totals	268		

### Proposition 3 – State of Texas

Vote For 1

	TOTAL	VOTE %	
For	157	59.25%	
Against	108	40.75%	
Total Votes Cast	265	100.00%	
Overvotes	0		
Undervotes	3		
Contest Totals	268		

### Proposition 4 – State of Texas

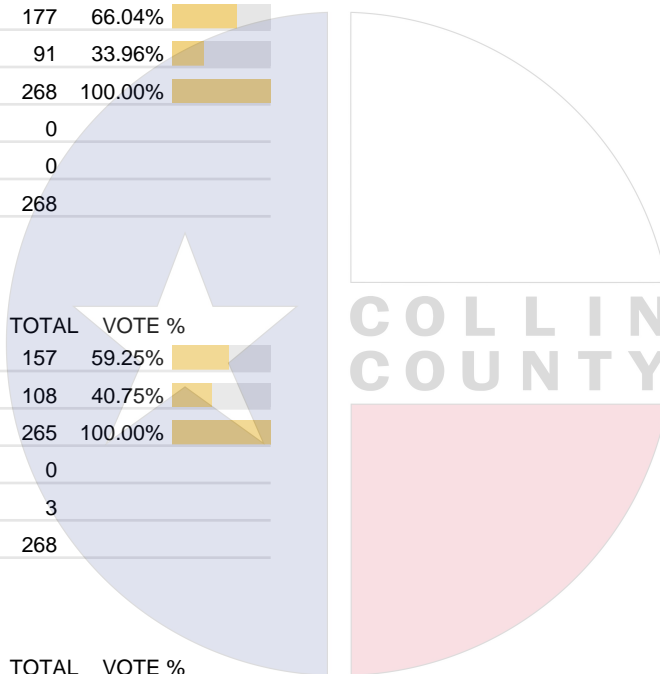
Vote For 1

	TOTAL	VOTE %	
For	208	78.20%	
Against	58	21.80%	
Total Votes Cast	266	100.00%	
Overvotes	0		
Undervotes	2		
Contest Totals	268		

### Proposition 5 – State of Texas

Vote For 1

	TOTAL	VOTE %	
For	150	57.92%	
Against	109	42.08%	
Total Votes Cast	259	100.00%	
Overvotes	0		
Undervotes	9		
Contest Totals	268		



Collin County Seal  
 Watermark Seal for Collin County.  
 Collin County Government

## PCT 163

### Proposition 6 – State of Texas

Vote For 1

	TOTAL	VOTE %	
For	146	55.30%	
Against	118	44.70%	
Total Votes Cast	264	100.00%	
Overvotes	0		
Undervotes	4		
Contest Totals	268		

### Proposition 7 – State of Texas

Vote For 1

	TOTAL	VOTE %	
For	230	86.47%	
Against	36	13.53%	
Total Votes Cast	266	100.00%	
Overvotes	0		
Undervotes	2		
Contest Totals	268		

### Proposition 8 – State of Texas

Vote For 1

	TOTAL	VOTE %	
For	196	73.13%	
Against	72	26.87%	
Total Votes Cast	268	100.00%	
Overvotes	0		
Undervotes	0		
Contest Totals	268		

### Proposition 9 – State of Texas

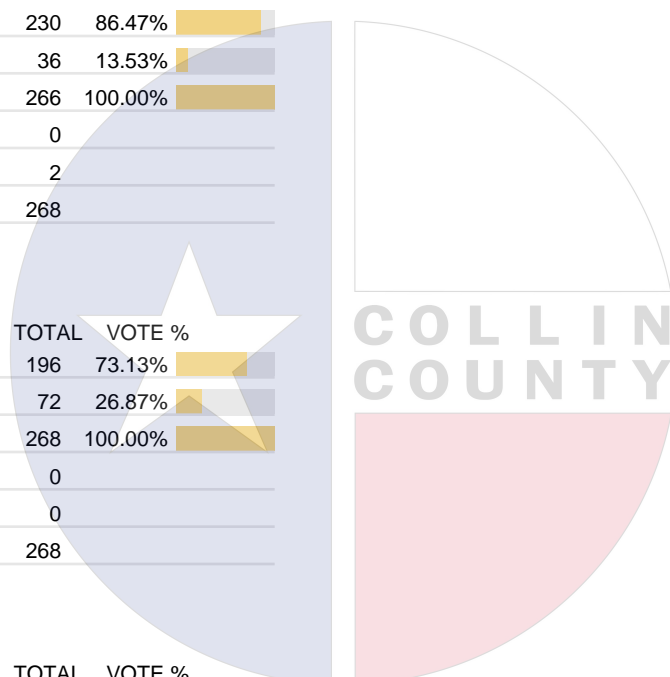
Vote For 1

	TOTAL	VOTE %	
For	176	66.92%	
Against	87	33.08%	
Total Votes Cast	263	100.00%	
Overvotes	0		
Undervotes	5		
Contest Totals	268		

### Proposition 10 – State of Texas

Vote For 1

	TOTAL	VOTE %	
For	235	88.68%	
Against	30	11.32%	
Total Votes Cast	265	100.00%	
Overvotes	0		
Undervotes	3		
Contest Totals	268		



Collin County Seal  
 Watermark Seal for Collin County.  
 Collin County Government

## PCT 163

### Proposition 11 – State of Texas

Vote For 1

	TOTAL	VOTE %	
For	203	75.75%	
Against	65	24.25%	
Total Votes Cast	268	100.00%	
Overvotes	0		
Undervotes	0		
Contest Totals	268		

### Proposition 12 – State of Texas

Vote For 1

	TOTAL	VOTE %	
For	159	61.15%	
Against	101	38.85%	
Total Votes Cast	260	100.00%	
Overvotes	1		
Undervotes	7		
Contest Totals	268		

### Proposition 13 – State of Texas

Vote For 1

	TOTAL	VOTE %	
For	222	82.84%	
Against	46	17.16%	
Total Votes Cast	268	100.00%	
Overvotes	0		
Undervotes	0		
Contest Totals	268		

### Proposition 14 – State of Texas

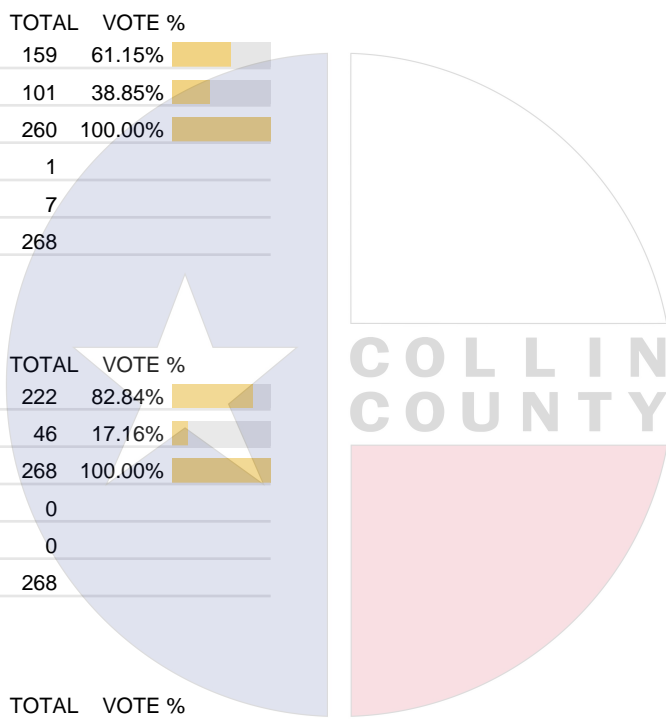
Vote For 1

	TOTAL	VOTE %	
For	181	68.05%	
Against	85	31.95%	
Total Votes Cast	266	100.00%	
Overvotes	0		
Undervotes	2		
Contest Totals	268		

### Proposition 15 – State of Texas

Vote For 1

	TOTAL	VOTE %	
For	182	68.42%	
Against	84	31.58%	
Total Votes Cast	266	100.00%	
Overvotes	0		
Undervotes	2		
Contest Totals	268		



Collin County Seal  
 Watermark Seal for Collin County.  
 Collin County Government

## PCT 163

### Proposition 16 – State of Texas

Vote For 1

	TOTAL	VOTE %	
For	187	70.30%	
Against	79	29.70%	
Total Votes Cast	266	100.00%	
Overvotes	0		
Undervotes	2		
Contest Totals	268		

### Proposition 17 – State of Texas

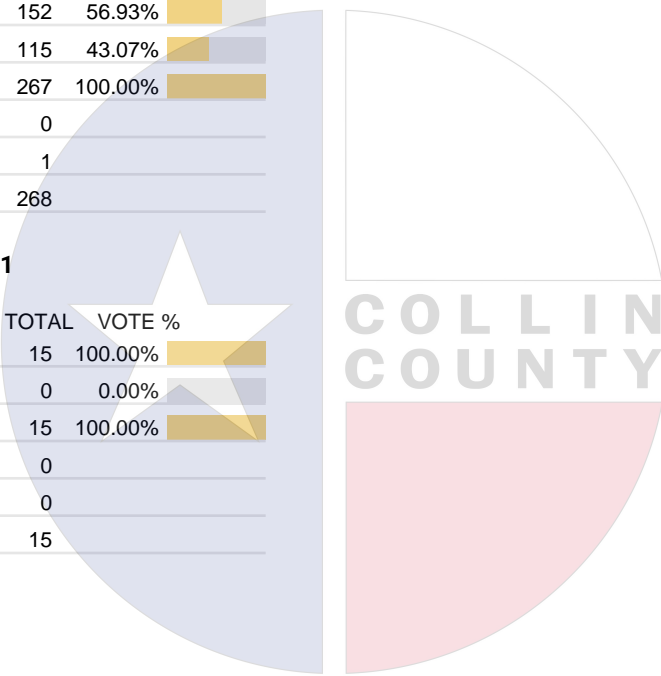
Vote For 1

	TOTAL	VOTE %	
For	152	56.93%	
Against	115	43.07%	
Total Votes Cast	267	100.00%	
Overvotes	0		
Undervotes	1		
Contest Totals	268		

### Proposition – Collin County ESD, No. 1

Vote For 1

	TOTAL	VOTE %	
For	15	100.00%	
Against	0	0.00%	
Total Votes Cast	15	100.00%	
Overvotes	0		
Undervotes	0		
Contest Totals	15		



Collin County Seal  
 Watermark Seal for Collin County.  
 Collin County Government

## PCT 164

### Proposition 1 – State of Texas

Vote For 1

	TOTAL	VOTE %	
For	463	81.95%	
Against	102	18.05%	
Total Votes Cast	565	100.00%	
Overvotes	1		
Undervotes	6		
Contest Totals	572		

### Proposition 2 – State of Texas

Vote For 1

	TOTAL	VOTE %	
For	373	65.55%	
Against	196	34.45%	
Total Votes Cast	569	100.00%	
Overvotes	0		
Undervotes	3		
Contest Totals	572		

### Proposition 3 – State of Texas

Vote For 1

	TOTAL	VOTE %	
For	345	61.39%	
Against	217	38.61%	
Total Votes Cast	562	100.00%	
Overvotes	0		
Undervotes	10		
Contest Totals	572		

### Proposition 4 – State of Texas

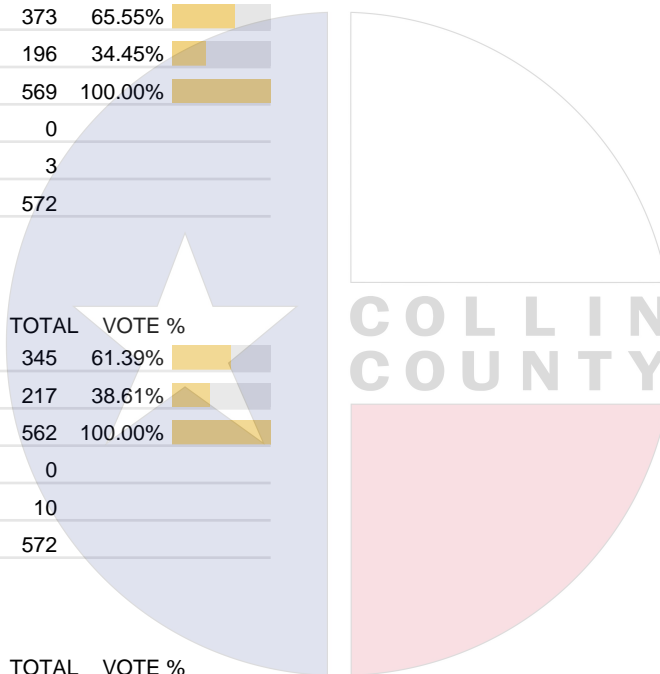
Vote For 1

	TOTAL	VOTE %	
For	482	85.01%	
Against	85	14.99%	
Total Votes Cast	567	100.00%	
Overvotes	0		
Undervotes	5		
Contest Totals	572		

### Proposition 5 – State of Texas

Vote For 1

	TOTAL	VOTE %	
For	426	77.60%	
Against	123	22.40%	
Total Votes Cast	549	100.00%	
Overvotes	0		
Undervotes	23		
Contest Totals	572		



## PCT 164

### Proposition 6 – State of Texas

Vote For 1

	TOTAL	VOTE %	
For	337	60.72%	
Against	218	39.28%	
Total Votes Cast	555	100.00%	
Overvotes	0		
Undervotes	17		
Contest Totals	572		

### Proposition 7 – State of Texas

Vote For 1

	TOTAL	VOTE %	
For	520	91.87%	
Against	46	8.13%	
Total Votes Cast	566	100.00%	
Overvotes	0		
Undervotes	6		
Contest Totals	572		

### Proposition 8 – State of Texas

Vote For 1

	TOTAL	VOTE %	
For	391	69.20%	
Against	174	30.80%	
Total Votes Cast	565	100.00%	
Overvotes	0		
Undervotes	7		
Contest Totals	572		

### Proposition 9 – State of Texas

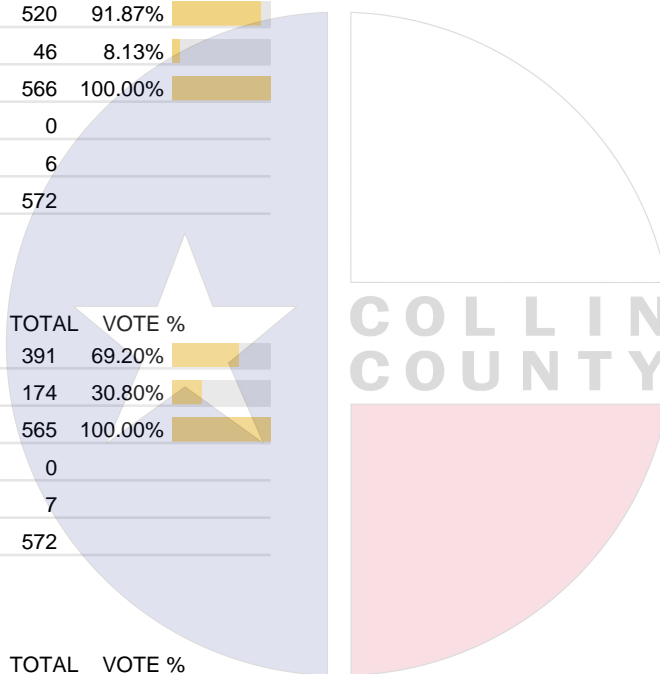
Vote For 1

	TOTAL	VOTE %	
For	384	69.69%	
Against	167	30.31%	
Total Votes Cast	551	100.00%	
Overvotes	1		
Undervotes	20		
Contest Totals	572		

### Proposition 10 – State of Texas

Vote For 1

	TOTAL	VOTE %	
For	458	81.79%	
Against	102	18.21%	
Total Votes Cast	560	100.00%	
Overvotes	0		
Undervotes	12		
Contest Totals	572		



Collin County Seal  
 Watermark Seal for Collin County.  
 Collin County Government

## PCT 164

### Proposition 11 – State of Texas

Vote For 1

	TOTAL	VOTE %	
For	428	75.62%	
Against	138	24.38%	
Total Votes Cast	566	100.00%	
Overvotes	0		
Undervotes	6		
Contest Totals	572		

### Proposition 12 – State of Texas

Vote For 1

	TOTAL	VOTE %	
For	290	52.06%	
Against	267	47.94%	
Total Votes Cast	557	100.00%	
Overvotes	0		
Undervotes	15		
Contest Totals	572		

### Proposition 13 – State of Texas

Vote For 1

	TOTAL	VOTE %	
For	470	82.60%	
Against	99	17.40%	
Total Votes Cast	569	100.00%	
Overvotes	0		
Undervotes	3		
Contest Totals	572		

### Proposition 14 – State of Texas

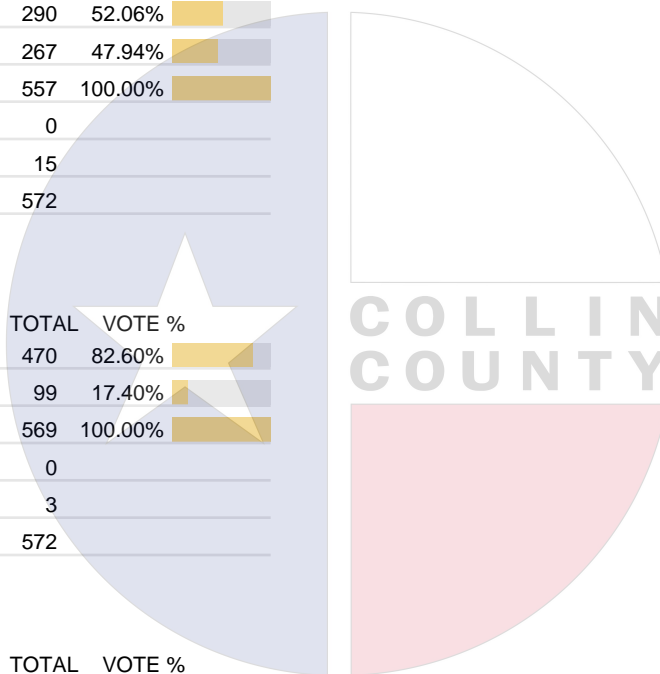
Vote For 1

	TOTAL	VOTE %	
For	460	81.27%	
Against	106	18.73%	
Total Votes Cast	566	100.00%	
Overvotes	1		
Undervotes	5		
Contest Totals	572		

### Proposition 15 – State of Texas

Vote For 1

	TOTAL	VOTE %	
For	371	65.78%	
Against	193	34.22%	
Total Votes Cast	564	100.00%	
Overvotes	1		
Undervotes	7		
Contest Totals	572		



Collin County Seal  
 Watermark Seal for Collin County.  
 Collin County Government

## PCT 164

### Proposition 16 – State of Texas

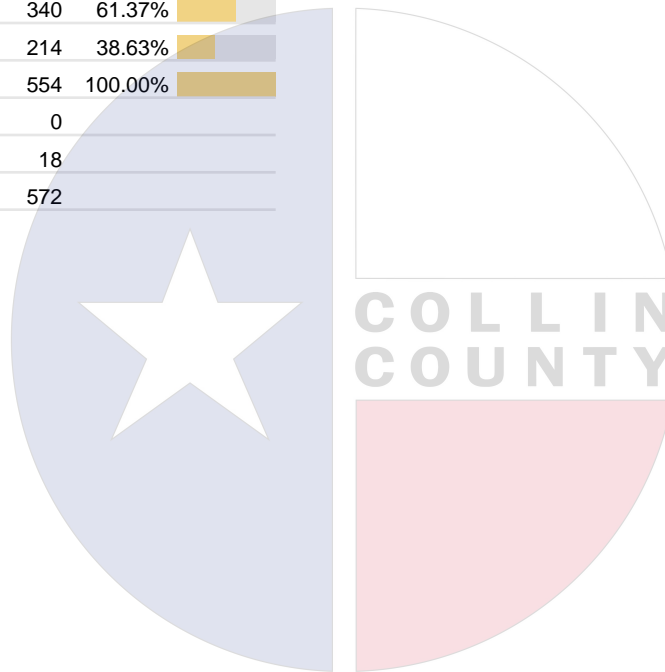
Vote For 1

	TOTAL	VOTE %	
For	385	68.02%	
Against	181	31.98%	
Total Votes Cast	566	100.00%	
Overvotes	0		
Undervotes	6		
Contest Totals	572		

### Proposition 17 – State of Texas

Vote For 1

	TOTAL	VOTE %	
For	340	61.37%	
Against	214	38.63%	
Total Votes Cast	554	100.00%	
Overvotes	0		
Undervotes	18		
Contest Totals	572		



Collin County Seal  
 Watermark Seal for Collin County.  
 Collin County Government

## PCT 165

### Proposition 1 – State of Texas

Vote For 1

	TOTAL	VOTE %	
For	153	69.55%	
Against	67	30.45%	
Total Votes Cast	220	100.00%	
Overvotes	0		
Undervotes	5		
Contest Totals	225		

### Proposition 2 – State of Texas

Vote For 1

	TOTAL	VOTE %	
For	171	76.00%	
Against	54	24.00%	
Total Votes Cast	225	100.00%	
Overvotes	0		
Undervotes	0		
Contest Totals	225		

### Proposition 3 – State of Texas

Vote For 1

	TOTAL	VOTE %	
For	138	61.61%	
Against	86	38.39%	
Total Votes Cast	224	100.00%	
Overvotes	0		
Undervotes	1		
Contest Totals	225		

### Proposition 4 – State of Texas

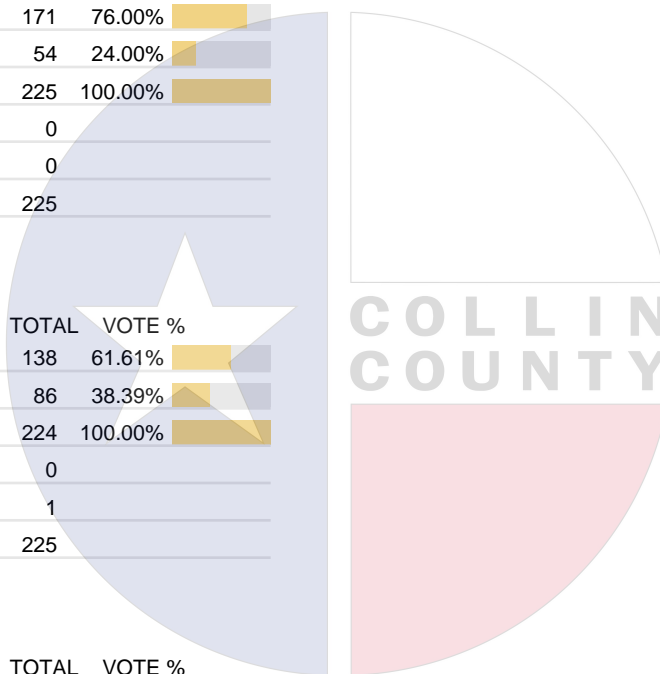
Vote For 1

	TOTAL	VOTE %	
For	155	70.45%	
Against	65	29.55%	
Total Votes Cast	220	100.00%	
Overvotes	0		
Undervotes	5		
Contest Totals	225		

### Proposition 5 – State of Texas

Vote For 1

	TOTAL	VOTE %	
For	175	77.78%	
Against	50	22.22%	
Total Votes Cast	225	100.00%	
Overvotes	0		
Undervotes	0		
Contest Totals	225		



Collin County Seal  
 Watermark Seal for Collin County.  
 Collin County Government

## PCT 165

### Proposition 6 – State of Texas

Vote For 1

	TOTAL	VOTE %	
For	155	69.51%	
Against	68	30.49%	
Total Votes Cast	223	100.00%	
Overvotes	0		
Undervotes	2		
Contest Totals	225		

### Proposition 7 – State of Texas

Vote For 1

	TOTAL	VOTE %	
For	202	89.78%	
Against	23	10.22%	
Total Votes Cast	225	100.00%	
Overvotes	0		
Undervotes	0		
Contest Totals	225		

### Proposition 8 – State of Texas

Vote For 1

	TOTAL	VOTE %	
For	177	78.67%	
Against	48	21.33%	
Total Votes Cast	225	100.00%	
Overvotes	0		
Undervotes	0		
Contest Totals	225		

### Proposition 9 – State of Texas

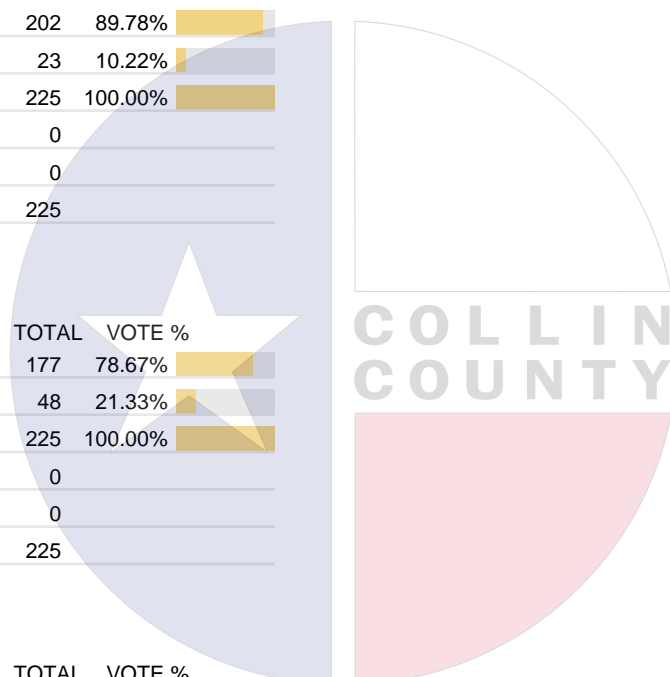
Vote For 1

	TOTAL	VOTE %	
For	182	81.61%	
Against	41	18.39%	
Total Votes Cast	223	100.00%	
Overvotes	0		
Undervotes	2		
Contest Totals	225		

### Proposition 10 – State of Texas

Vote For 1

	TOTAL	VOTE %	
For	209	92.89%	
Against	16	7.11%	
Total Votes Cast	225	100.00%	
Overvotes	0		
Undervotes	0		
Contest Totals	225		



Collin County Seal  
 Watermark Seal for Collin County.  
 Collin County Government

## PCT 165

### Proposition 11 – State of Texas

Vote For 1

	TOTAL	VOTE %	
For	186	83.04%	
Against	38	16.96%	
Total Votes Cast	224	100.00%	
Overvotes	1		
Undervotes	0		
Contest Totals	225		

### Proposition 12 – State of Texas

Vote For 1

	TOTAL	VOTE %	
For	150	67.57%	
Against	72	32.43%	
Total Votes Cast	222	100.00%	
Overvotes	0		
Undervotes	3		
Contest Totals	225		

### Proposition 13 – State of Texas

Vote For 1

	TOTAL	VOTE %	
For	205	91.11%	
Against	20	8.89%	
Total Votes Cast	225	100.00%	
Overvotes	0		
Undervotes	0		
Contest Totals	225		

### Proposition 14 – State of Texas

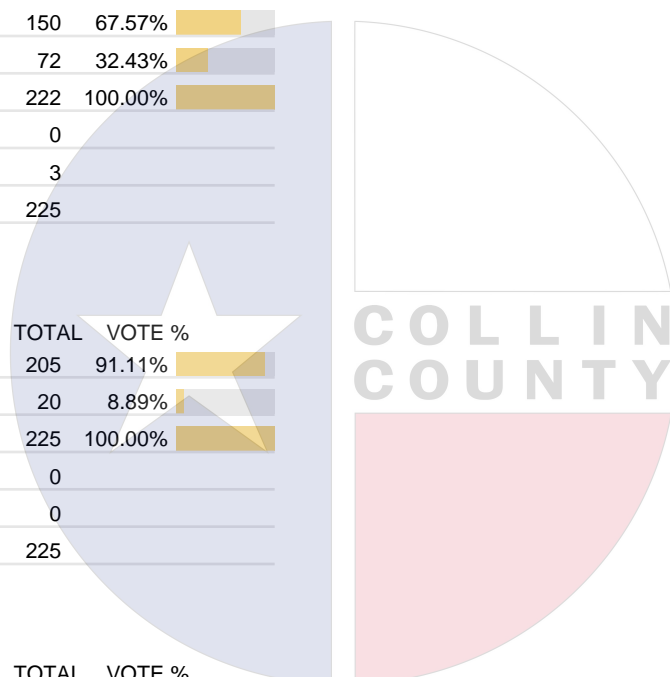
Vote For 1

	TOTAL	VOTE %	
For	144	65.45%	
Against	76	34.55%	
Total Votes Cast	220	100.00%	
Overvotes	0		
Undervotes	5		
Contest Totals	225		

### Proposition 15 – State of Texas

Vote For 1

	TOTAL	VOTE %	
For	172	76.44%	
Against	53	23.56%	
Total Votes Cast	225	100.00%	
Overvotes	0		
Undervotes	0		
Contest Totals	225		



Collin County Seal  
 Watermark Seal for Collin County.  
 Collin County Government

## PCT 165

### Proposition 16 – State of Texas

Vote For 1

	TOTAL	VOTE %	
For	169	75.45%	
Against	55	24.55%	
Total Votes Cast	224	100.00%	
Overvotes	0		
Undervotes	1		
Contest Totals	225		

### Proposition 17 – State of Texas

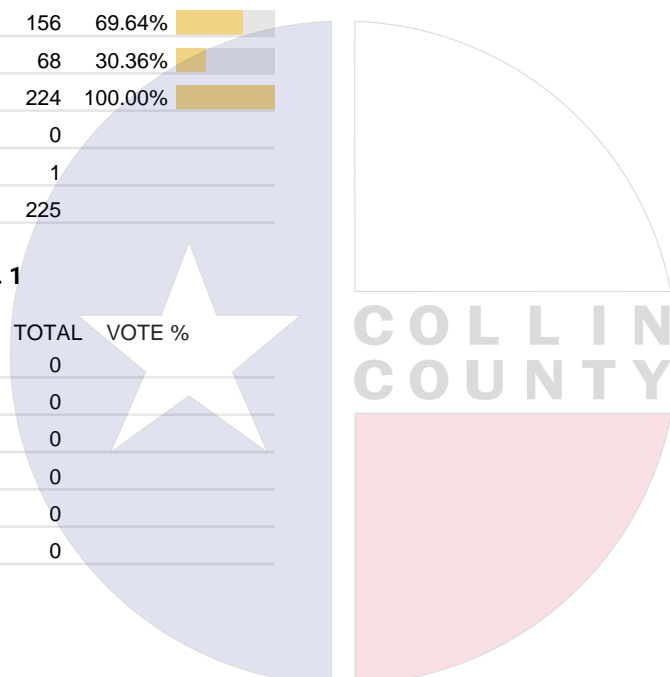
Vote For 1

	TOTAL	VOTE %	
For	156	69.64%	
Against	68	30.36%	
Total Votes Cast	224	100.00%	
Overvotes	0		
Undervotes	1		
Contest Totals	225		

### Proposition – Collin County ESD, No. 1

Vote For 1

	TOTAL	VOTE %	
For	0		
Against	0		
Total Votes Cast	0		
Overvotes	0		
Undervotes	0		
Contest Totals	0		



Collin County Seal  
 Watermark Seal for Collin County.  
 Collin County Government

## PCT 166

### Proposition 1 – State of Texas

Vote For 1

	TOTAL	VOTE %	
For	462	74.40%	
Against	159	25.60%	
Total Votes Cast	621	100.00%	
Overvotes	0		
Undervotes	1		
Contest Totals	622		

### Proposition 2 – State of Texas

Vote For 1

	TOTAL	VOTE %	
For	394	63.65%	
Against	225	36.35%	
Total Votes Cast	619	100.00%	
Overvotes	1		
Undervotes	2		
Contest Totals	622		

### Proposition 3 – State of Texas

Vote For 1

	TOTAL	VOTE %	
For	323	52.44%	
Against	293	47.56%	
Total Votes Cast	616	100.00%	
Overvotes	2		
Undervotes	4		
Contest Totals	622		

### Proposition 4 – State of Texas

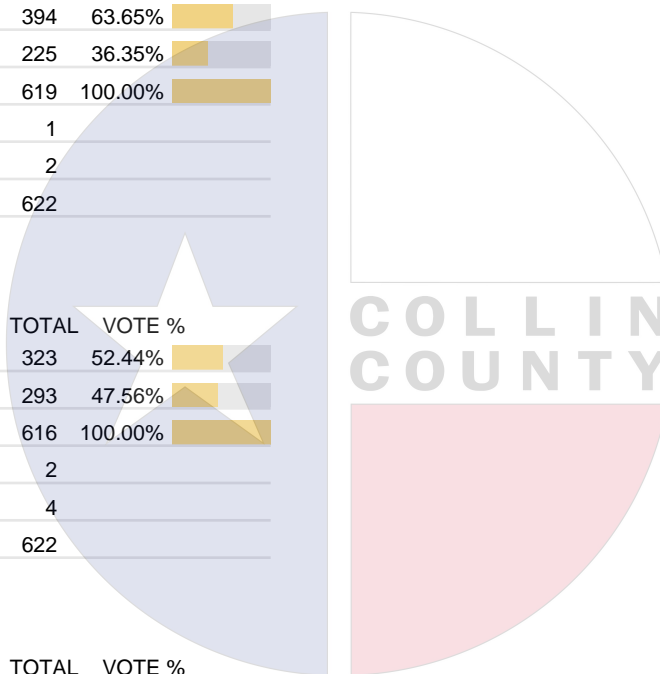
Vote For 1

	TOTAL	VOTE %	
For	469	75.89%	
Against	149	24.11%	
Total Votes Cast	618	100.00%	
Overvotes	0		
Undervotes	4		
Contest Totals	622		

### Proposition 5 – State of Texas

Vote For 1

	TOTAL	VOTE %	
For	406	66.12%	
Against	208	33.88%	
Total Votes Cast	614	100.00%	
Overvotes	0		
Undervotes	8		
Contest Totals	622		



Collin County Seal  
 Watermark Seal for Collin County.  
 Collin County Government

## PCT 166

### Proposition 6 – State of Texas

Vote For 1

	TOTAL	VOTE %	
For	319	52.81%	
Against	285	47.19%	
Total Votes Cast	604	100.00%	
Overvotes	1		
Undervotes	17		
Contest Totals	622		

### Proposition 7 – State of Texas

Vote For 1

	TOTAL	VOTE %	
For	543	87.86%	
Against	75	12.14%	
Total Votes Cast	618	100.00%	
Overvotes	0		
Undervotes	4		
Contest Totals	622		

### Proposition 8 – State of Texas

Vote For 1

	TOTAL	VOTE %	
For	434	70.00%	
Against	186	30.00%	
Total Votes Cast	620	100.00%	
Overvotes	0		
Undervotes	2		
Contest Totals	622		

### Proposition 9 – State of Texas

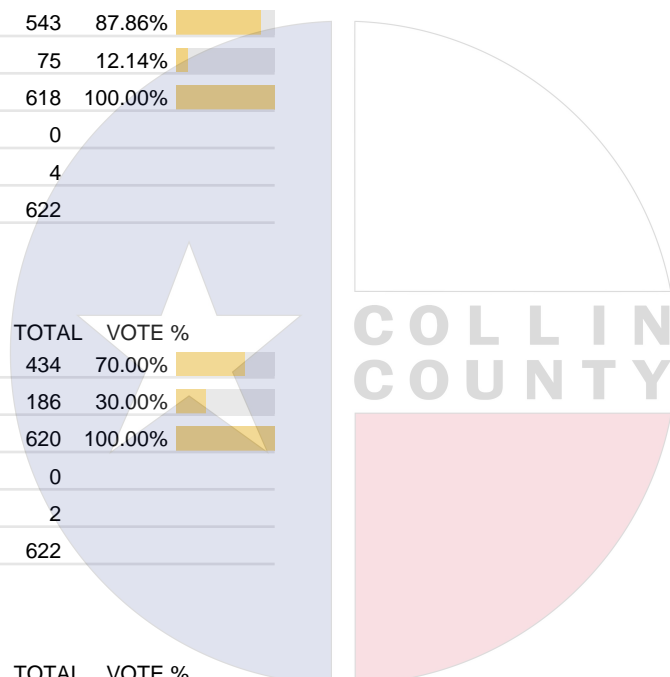
Vote For 1

	TOTAL	VOTE %	
For	413	67.05%	
Against	203	32.95%	
Total Votes Cast	616	100.00%	
Overvotes	1		
Undervotes	5		
Contest Totals	622		

### Proposition 10 – State of Texas

Vote For 1

	TOTAL	VOTE %	
For	575	93.04%	
Against	43	6.96%	
Total Votes Cast	618	100.00%	
Overvotes	1		
Undervotes	3		
Contest Totals	622		



Collin County Seal  
 Watermark Seal for Collin County.  
 Collin County Government

## PCT 166

### Proposition 11 – State of Texas

Vote For 1

	TOTAL	VOTE %	
For	517	83.66%	
Against	101	16.34%	
Total Votes Cast	618	100.00%	
Overvotes	2		
Undervotes	2		
Contest Totals	622		

### Proposition 12 – State of Texas

Vote For 1

	TOTAL	VOTE %	
For	342	55.88%	
Against	270	44.12%	
Total Votes Cast	612	100.00%	
Overvotes	0		
Undervotes	10		
Contest Totals	622		

### Proposition 13 – State of Texas

Vote For 1

	TOTAL	VOTE %	
For	546	87.78%	
Against	76	12.22%	
Total Votes Cast	622	100.00%	
Overvotes	0		
Undervotes	0		
Contest Totals	622		

### Proposition 14 – State of Texas

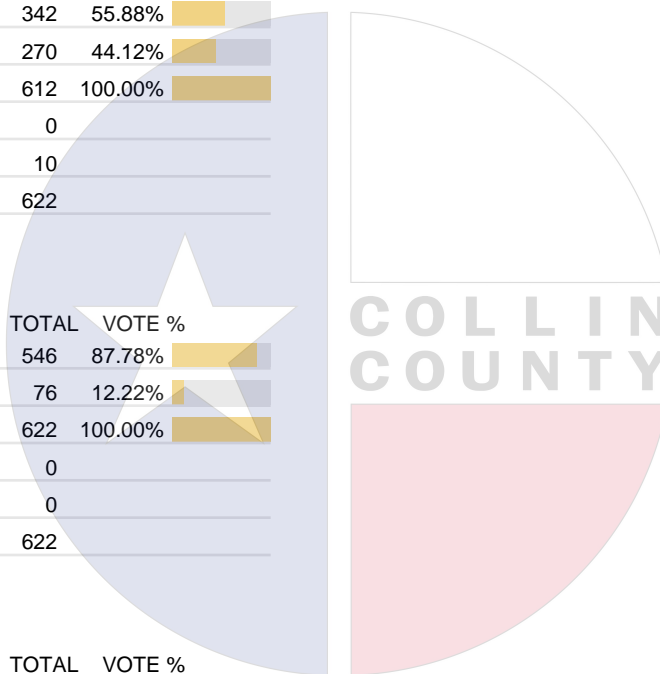
Vote For 1

	TOTAL	VOTE %	
For	436	70.55%	
Against	182	29.45%	
Total Votes Cast	618	100.00%	
Overvotes	1		
Undervotes	3		
Contest Totals	622		

### Proposition 15 – State of Texas

Vote For 1

	TOTAL	VOTE %	
For	415	67.04%	
Against	204	32.96%	
Total Votes Cast	619	100.00%	
Overvotes	0		
Undervotes	3		
Contest Totals	622		



Collin County Seal  
 Watermark Seal for Collin County.  
 Collin County Government

## PCT 166

### Proposition 16 – State of Texas

Vote For 1

	TOTAL	VOTE %	
For	403	65.32%	
Against	214	34.68%	
Total Votes Cast	617	100.00%	
Overvotes	0		
Undervotes	5		
Contest Totals	622		

### Proposition 17 – State of Texas

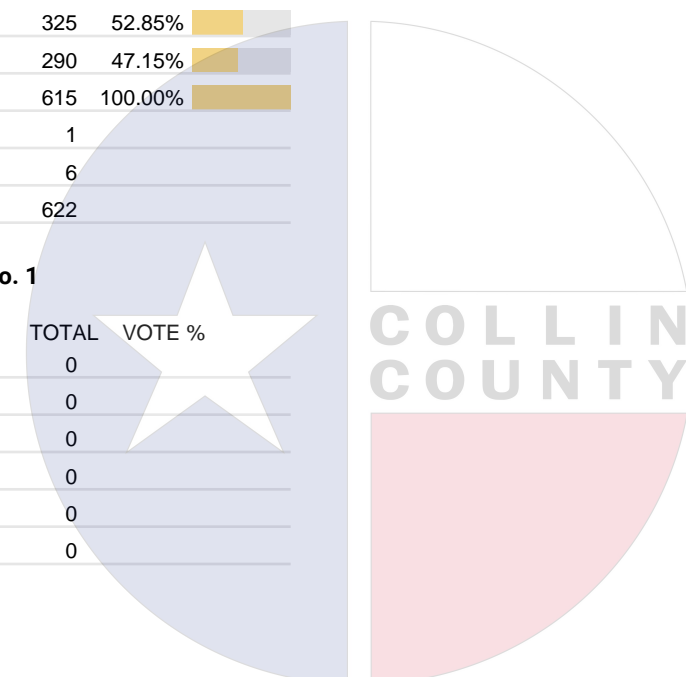
Vote For 1

	TOTAL	VOTE %	
For	325	52.85%	
Against	290	47.15%	
Total Votes Cast	615	100.00%	
Overvotes	1		
Undervotes	6		
Contest Totals	622		

### Proposition – Collin County ESD, No. 1

Vote For 1

	TOTAL	VOTE %	
For	0		
Against	0		
Total Votes Cast	0		
Overvotes	0		
Undervotes	0		
Contest Totals	0		



Collin County Seal  
 Watermark Seal for Collin County.  
 Collin County Government

## PCT 167

### Proposition 1 – State of Texas

Vote For 1

	TOTAL	VOTE %	
For	508	71.75%	
Against	200	28.25%	
Total Votes Cast	708	100.00%	
Overvotes	0		
Undervotes	12		
Contest Totals	720		

### Proposition 2 – State of Texas

Vote For 1

	TOTAL	VOTE %	
For	424	59.22%	
Against	292	40.78%	
Total Votes Cast	716	100.00%	
Overvotes	0		
Undervotes	4		
Contest Totals	720		

### Proposition 3 – State of Texas

Vote For 1

	TOTAL	VOTE %	
For	343	48.31%	
Against	367	51.69%	
Total Votes Cast	710	100.00%	
Overvotes	0		
Undervotes	10		
Contest Totals	720		

### Proposition 4 – State of Texas

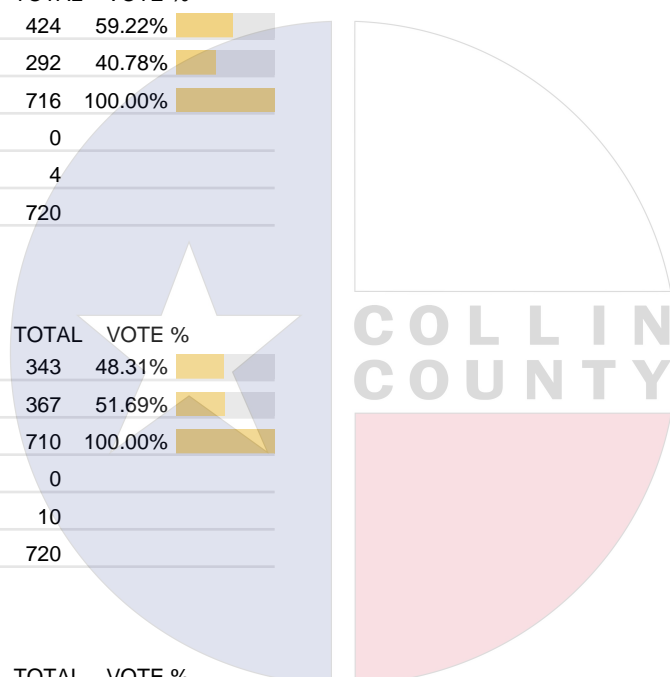
Vote For 1

	TOTAL	VOTE %	
For	544	76.84%	
Against	164	23.16%	
Total Votes Cast	708	100.00%	
Overvotes	1		
Undervotes	11		
Contest Totals	720		

### Proposition 5 – State of Texas

Vote For 1

	TOTAL	VOTE %	
For	414	59.57%	
Against	281	40.43%	
Total Votes Cast	695	100.00%	
Overvotes	0		
Undervotes	25		
Contest Totals	720		



Collin County Seal  
 Watermark Seal for Collin County,  
 Collin County Government

## PCT 167

### Proposition 6 – State of Texas

Vote For 1

	TOTAL	VOTE %	
For	329	46.87%	
Against	373	53.13%	
Total Votes Cast	702	100.00%	
Overvotes	1		
Undervotes	17		
Contest Totals	720		

### Proposition 7 – State of Texas

Vote For 1

	TOTAL	VOTE %	
For	616	86.27%	
Against	98	13.73%	
Total Votes Cast	714	100.00%	
Overvotes	0		
Undervotes	6		
Contest Totals	720		

### Proposition 8 – State of Texas

Vote For 1

	TOTAL	VOTE %	
For	462	64.44%	
Against	255	35.56%	
Total Votes Cast	717	100.00%	
Overvotes	0		
Undervotes	3		
Contest Totals	720		

### Proposition 9 – State of Texas

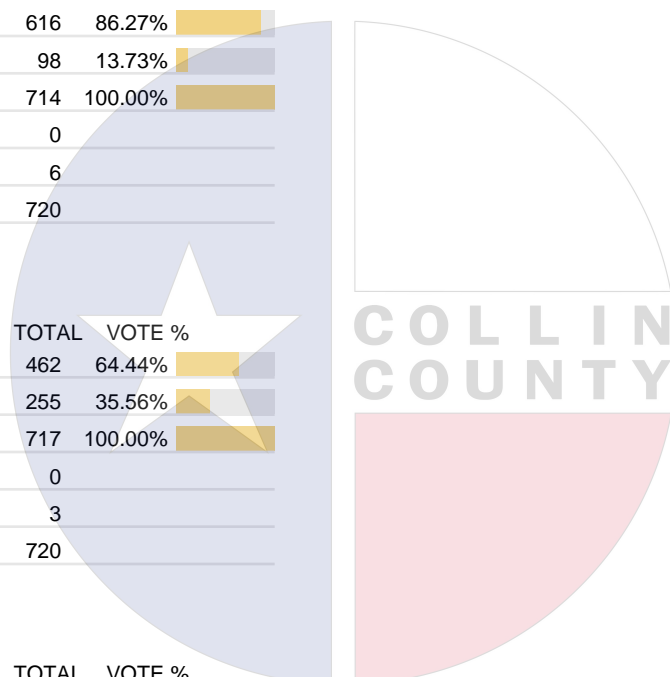
Vote For 1

	TOTAL	VOTE %	
For	447	63.14%	
Against	261	36.86%	
Total Votes Cast	708	100.00%	
Overvotes	0		
Undervotes	12		
Contest Totals	720		

### Proposition 10 – State of Texas

Vote For 1

	TOTAL	VOTE %	
For	642	90.17%	
Against	70	9.83%	
Total Votes Cast	712	100.00%	
Overvotes	0		
Undervotes	8		
Contest Totals	720		



Collin County Seal  
 Watermark Seal for Collin County.  
 Collin County Government

## PCT 167

### Proposition 11 – State of Texas

Vote For 1

	TOTAL	VOTE %	
For	571	79.97%	
Against	143	20.03%	
Total Votes Cast	714	100.00%	
Overvotes	0		
Undervotes	6		
Contest Totals	720		

### Proposition 12 – State of Texas

Vote For 1

	TOTAL	VOTE %	
For	357	50.93%	
Against	344	49.07%	
Total Votes Cast	701	100.00%	
Overvotes	1		
Undervotes	18		
Contest Totals	720		

### Proposition 13 – State of Texas

Vote For 1

	TOTAL	VOTE %	
For	591	82.43%	
Against	126	17.57%	
Total Votes Cast	717	100.00%	
Overvotes	0		
Undervotes	3		
Contest Totals	720		

### Proposition 14 – State of Texas

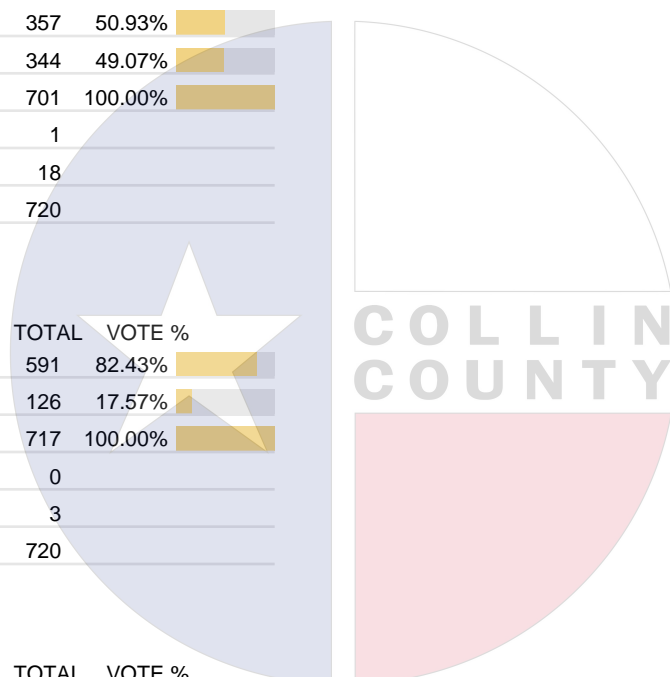
Vote For 1

	TOTAL	VOTE %	
For	508	71.65%	
Against	201	28.35%	
Total Votes Cast	709	100.00%	
Overvotes	0		
Undervotes	11		
Contest Totals	720		

### Proposition 15 – State of Texas

Vote For 1

	TOTAL	VOTE %	
For	427	59.72%	
Against	288	40.28%	
Total Votes Cast	715	100.00%	
Overvotes	1		
Undervotes	4		
Contest Totals	720		



Collin County Seal  
 Watermark Seal for Collin County.  
 Collin County Government

## PCT 167

### Proposition 16 – State of Texas

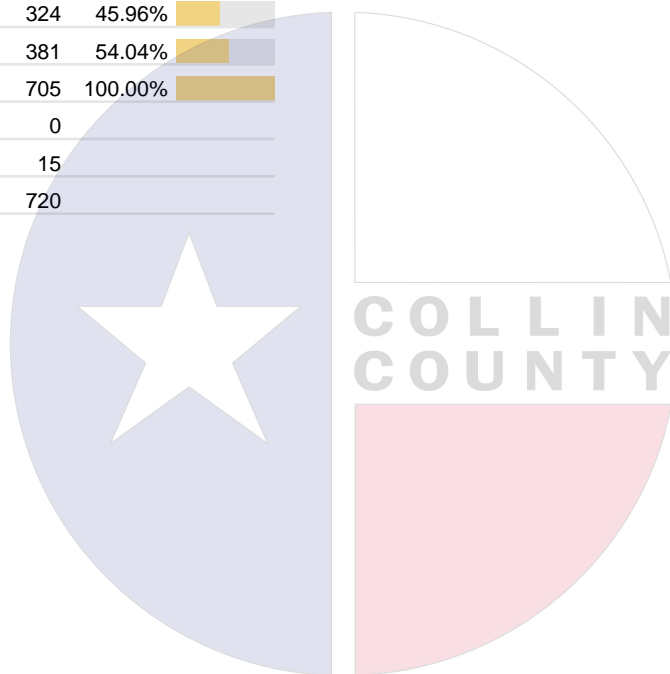
Vote For 1

	TOTAL	VOTE %	
For	432	60.50%	
Against	282	39.50%	
Total Votes Cast	714	100.00%	
Overvotes	1		
Undervotes	5		
Contest Totals	720		

### Proposition 17 – State of Texas

Vote For 1

	TOTAL	VOTE %	
For	324	45.96%	
Against	381	54.04%	
Total Votes Cast	705	100.00%	
Overvotes	0		
Undervotes	15		
Contest Totals	720		



Collin County Seal  
 Watermark Seal for Collin County.  
 Collin County Government

## PCT 168

### Proposition 1 – State of Texas

Vote For 1

	TOTAL	VOTE %	
For	226	66.47%	
Against	114	33.53%	
Total Votes Cast	340	100.00%	
Overvotes	0		
Undervotes	4		
Contest Totals	344		

### Proposition 2 – State of Texas

Vote For 1

	TOTAL	VOTE %	
For	244	71.14%	
Against	99	28.86%	
Total Votes Cast	343	100.00%	
Overvotes	0		
Undervotes	1		
Contest Totals	344		

### Proposition 3 – State of Texas

Vote For 1

	TOTAL	VOTE %	
For	187	54.84%	
Against	154	45.16%	
Total Votes Cast	341	100.00%	
Overvotes	0		
Undervotes	3		
Contest Totals	344		

### Proposition 4 – State of Texas

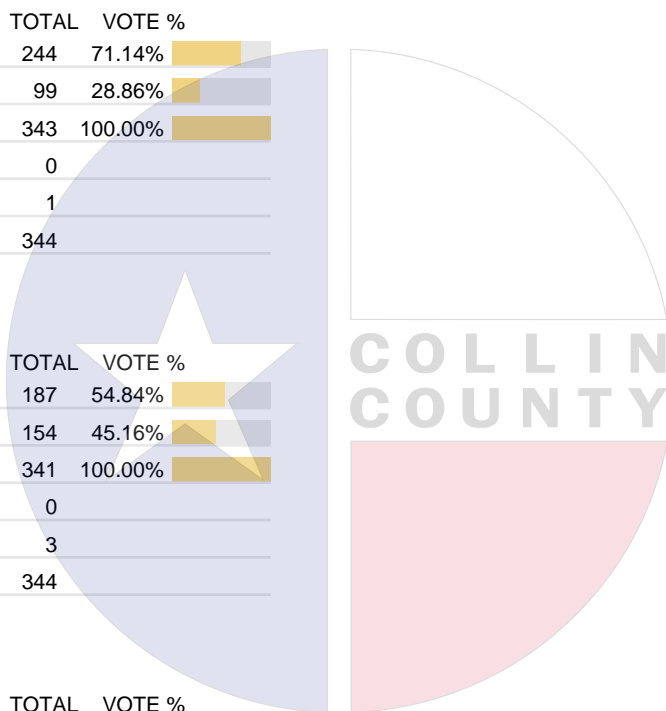
Vote For 1

	TOTAL	VOTE %	
For	239	70.09%	
Against	102	29.91%	
Total Votes Cast	341	100.00%	
Overvotes	0		
Undervotes	3		
Contest Totals	344		

### Proposition 5 – State of Texas

Vote For 1

	TOTAL	VOTE %	
For	233	68.93%	
Against	105	31.07%	
Total Votes Cast	338	100.00%	
Overvotes	1		
Undervotes	5		
Contest Totals	344		



Collin County Seal  
 Watermark Seal for Collin County.  
 Collin County Government

## PCT 168

### Proposition 6 – State of Texas

Vote For 1

	TOTAL	VOTE %	
For	205	61.38%	
Against	129	38.62%	
Total Votes Cast	334	100.00%	
Overvotes	0		
Undervotes	10		
Contest Totals	344		

### Proposition 7 – State of Texas

Vote For 1

	TOTAL	VOTE %	
For	303	88.86%	
Against	38	11.14%	
Total Votes Cast	341	100.00%	
Overvotes	0		
Undervotes	3		
Contest Totals	344		

### Proposition 8 – State of Texas

Vote For 1

	TOTAL	VOTE %	
For	270	78.72%	
Against	73	21.28%	
Total Votes Cast	343	100.00%	
Overvotes	0		
Undervotes	1		
Contest Totals	344		

### Proposition 9 – State of Texas

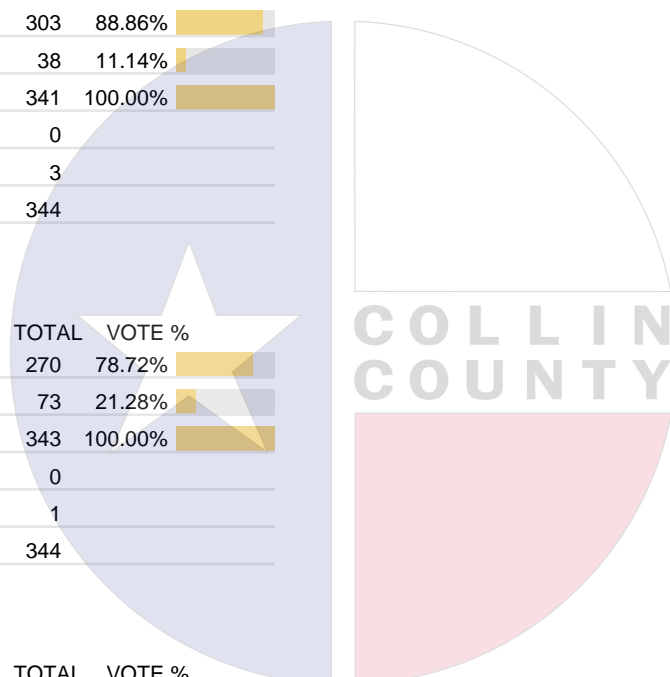
Vote For 1

	TOTAL	VOTE %	
For	218	64.31%	
Against	121	35.69%	
Total Votes Cast	339	100.00%	
Overvotes	0		
Undervotes	5		
Contest Totals	344		

### Proposition 10 – State of Texas

Vote For 1

	TOTAL	VOTE %	
For	312	90.70%	
Against	32	9.30%	
Total Votes Cast	344	100.00%	
Overvotes	0		
Undervotes	0		
Contest Totals	344		



Collin County Seal  
 Watermark Seal for Collin County.  
 Collin County Government

## PCT 168

### Proposition 11 – State of Texas

Vote For 1

	TOTAL	VOTE %	
For	278	81.05%	
Against	65	18.95%	
Total Votes Cast	343	100.00%	
Overvotes	1		
Undervotes	0		
Contest Totals	344		

### Proposition 12 – State of Texas

Vote For 1

	TOTAL	VOTE %	
For	196	57.82%	
Against	143	42.18%	
Total Votes Cast	339	100.00%	
Overvotes	0		
Undervotes	5		
Contest Totals	344		

### Proposition 13 – State of Texas

Vote For 1

	TOTAL	VOTE %	
For	296	86.05%	
Against	48	13.95%	
Total Votes Cast	344	100.00%	
Overvotes	0		
Undervotes	0		
Contest Totals	344		

### Proposition 14 – State of Texas

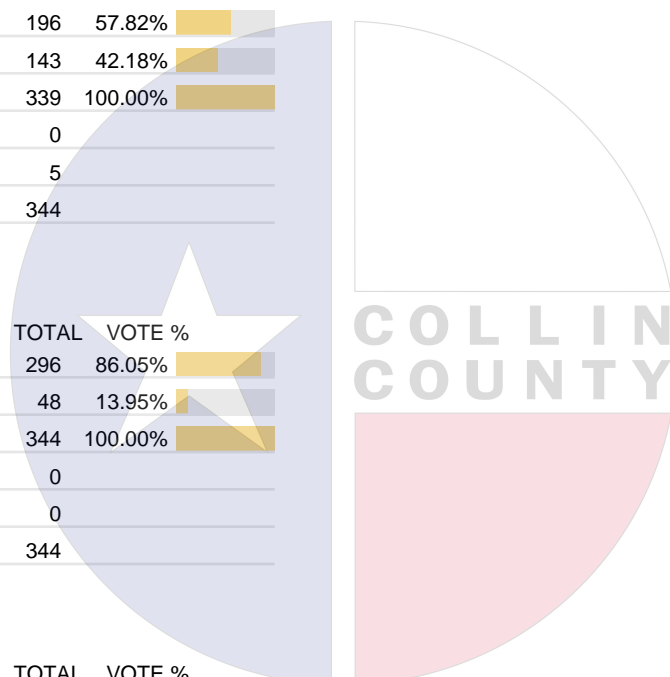
Vote For 1

	TOTAL	VOTE %	
For	218	63.74%	
Against	124	36.26%	
Total Votes Cast	342	100.00%	
Overvotes	0		
Undervotes	2		
Contest Totals	344		

### Proposition 15 – State of Texas

Vote For 1

	TOTAL	VOTE %	
For	222	65.10%	
Against	119	34.90%	
Total Votes Cast	341	100.00%	
Overvotes	0		
Undervotes	3		
Contest Totals	344		



Collin County Seal  
 Watermark Seal for Collin County.  
 Collin County Government

## PCT 168

### Proposition 16 – State of Texas

Vote For 1

	TOTAL	VOTE %	
For	245	71.43%	
Against	98	28.57%	
Total Votes Cast	343	100.00%	
Overvotes	0		
Undervotes	1		
Contest Totals	344		

### Proposition 17 – State of Texas

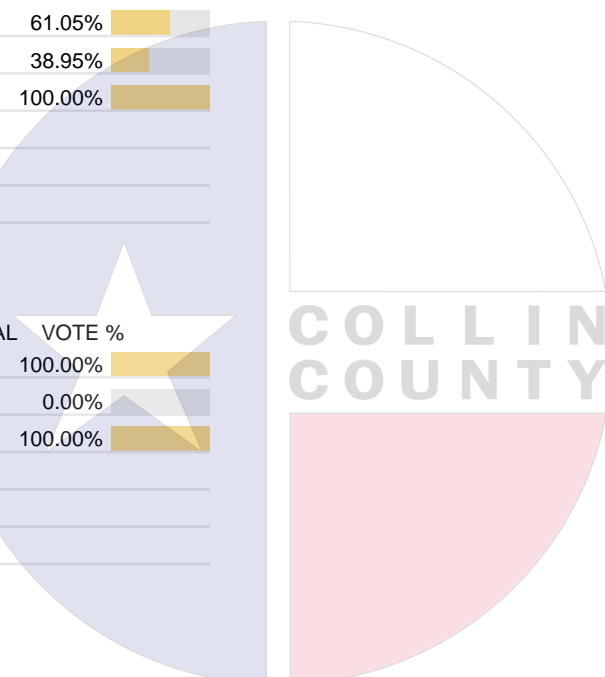
Vote For 1

	TOTAL	VOTE %	
For	210	61.05%	
Against	134	38.95%	
Total Votes Cast	344	100.00%	
Overvotes	0		
Undervotes	0		
Contest Totals	344		

### Proposition – Collin County ESD, No. 1

Vote For 1

	TOTAL	VOTE %	
For	2	100.00%	
Against	0	0.00%	
Total Votes Cast	2	100.00%	
Overvotes	0		
Undervotes	0		
Contest Totals	2		



Collin County Seal  
 Watermark Seal for Collin County.  
 Collin County Government

## PCT 169

### Proposition 1 – State of Texas

Vote For 1

	TOTAL	VOTE %	
For	324	69.53%	
Against	142	30.47%	
Total Votes Cast	466	100.00%	
Overvotes	0		
Undervotes	5		
Contest Totals	471		

### Proposition 2 – State of Texas

Vote For 1

	TOTAL	VOTE %	
For	278	59.40%	
Against	190	40.60%	
Total Votes Cast	468	100.00%	
Overvotes	0		
Undervotes	3		
Contest Totals	471		

### Proposition 3 – State of Texas

Vote For 1

	TOTAL	VOTE %	
For	220	47.21%	
Against	246	52.79%	
Total Votes Cast	466	100.00%	
Overvotes	0		
Undervotes	5		
Contest Totals	471		

### Proposition 4 – State of Texas

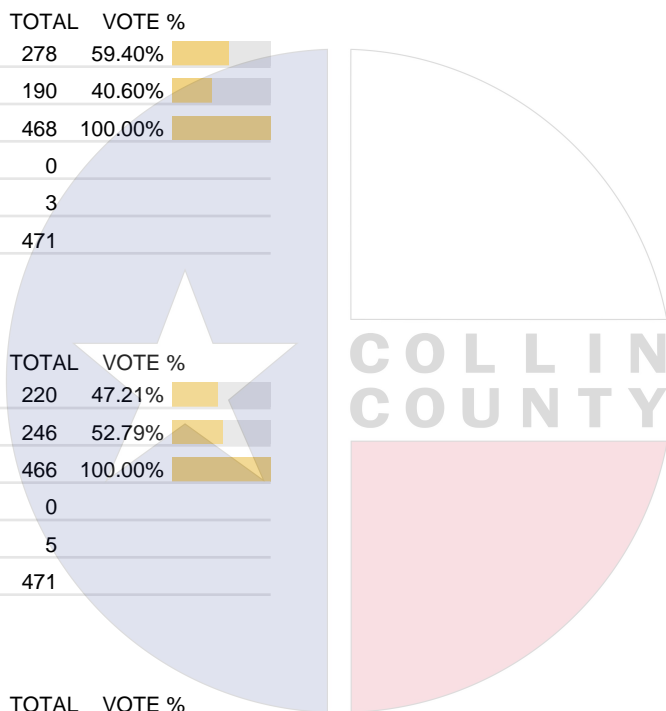
Vote For 1

	TOTAL	VOTE %	
For	342	73.55%	
Against	123	26.45%	
Total Votes Cast	465	100.00%	
Overvotes	0		
Undervotes	6		
Contest Totals	471		

### Proposition 5 – State of Texas

Vote For 1

	TOTAL	VOTE %	
For	299	65.71%	
Against	156	34.29%	
Total Votes Cast	455	100.00%	
Overvotes	0		
Undervotes	16		
Contest Totals	471		



Collin County Seal  
 Watermark Seal for Collin County.  
 Collin County Government

## PCT 169

### Proposition 6 – State of Texas

Vote For 1

	TOTAL	VOTE %	
For	219	47.40%	
Against	243	52.60%	
Total Votes Cast	462	100.00%	
Overvotes	0		
Undervotes	9		
Contest Totals	471		

### Proposition 7 – State of Texas

Vote For 1

	TOTAL	VOTE %	
For	411	87.82%	
Against	57	12.18%	
Total Votes Cast	468	100.00%	
Overvotes	0		
Undervotes	3		
Contest Totals	471		

### Proposition 8 – State of Texas

Vote For 1

	TOTAL	VOTE %	
For	310	66.10%	
Against	159	33.90%	
Total Votes Cast	469	100.00%	
Overvotes	1		
Undervotes	1		
Contest Totals	471		

### Proposition 9 – State of Texas

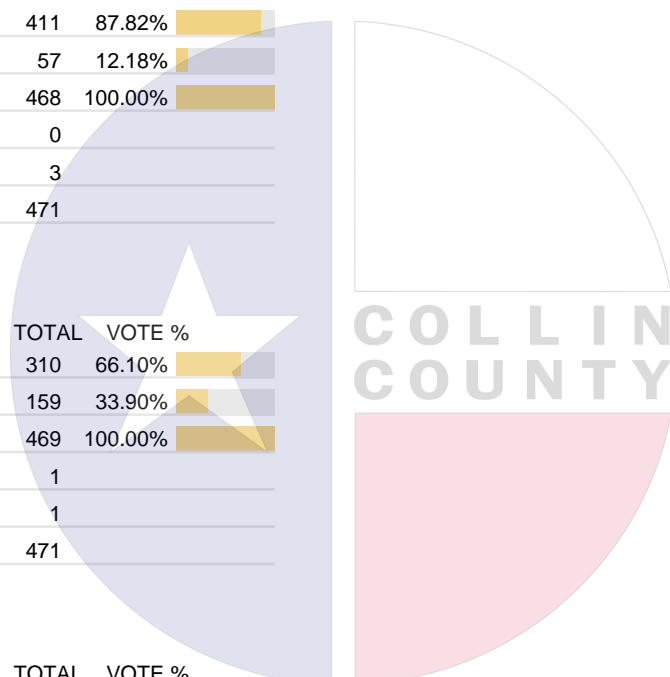
Vote For 1

	TOTAL	VOTE %	
For	313	67.90%	
Against	148	32.10%	
Total Votes Cast	461	100.00%	
Overvotes	0		
Undervotes	10		
Contest Totals	471		

### Proposition 10 – State of Texas

Vote For 1

	TOTAL	VOTE %	
For	424	90.21%	
Against	46	9.79%	
Total Votes Cast	470	100.00%	
Overvotes	0		
Undervotes	1		
Contest Totals	471		



Collin County Seal  
 Watermark Seal for Collin County.  
 Collin County Government

## PCT 169

### Proposition 11 – State of Texas

Vote For 1

	TOTAL	VOTE %	
For	360	76.92%	
Against	108	23.08%	
Total Votes Cast	468	100.00%	
Overvotes	1		
Undervotes	2		
Contest Totals	471		

### Proposition 12 – State of Texas

Vote For 1

	TOTAL	VOTE %	
For	233	50.32%	
Against	230	49.68%	
Total Votes Cast	463	100.00%	
Overvotes	1		
Undervotes	7		
Contest Totals	471		

### Proposition 13 – State of Texas

Vote For 1

	TOTAL	VOTE %	
For	388	82.55%	
Against	82	17.45%	
Total Votes Cast	470	100.00%	
Overvotes	0		
Undervotes	1		
Contest Totals	471		

### Proposition 14 – State of Texas

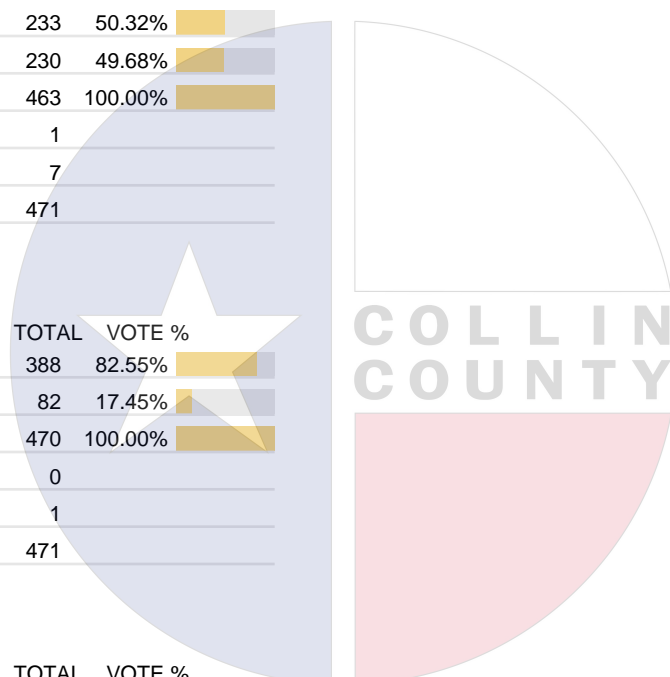
Vote For 1

	TOTAL	VOTE %	
For	322	68.66%	
Against	147	31.34%	
Total Votes Cast	469	100.00%	
Overvotes	0		
Undervotes	2		
Contest Totals	471		

### Proposition 15 – State of Texas

Vote For 1

	TOTAL	VOTE %	
For	266	56.72%	
Against	203	43.28%	
Total Votes Cast	469	100.00%	
Overvotes	0		
Undervotes	2		
Contest Totals	471		



Collin County Seal  
 Watermark Seal for Collin County.  
 Collin County Government

## PCT 169

### Proposition 16 – State of Texas

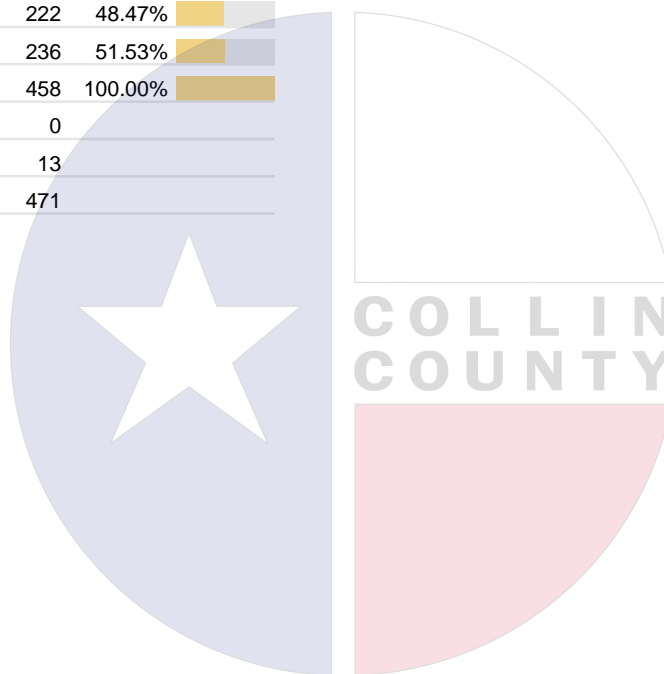
Vote For 1

	TOTAL	VOTE %	
For	275	58.76%	
Against	193	41.24%	
Total Votes Cast	468	100.00%	
Overvotes	0		
Undervotes	3		
Contest Totals	471		

### Proposition 17 – State of Texas

Vote For 1

	TOTAL	VOTE %	
For	222	48.47%	
Against	236	51.53%	
Total Votes Cast	458	100.00%	
Overvotes	0		
Undervotes	13		
Contest Totals	471		



Collin County Seal  
 Watermark Seal for Collin County.  
 Collin County Government

## PCT 170

### Proposition 1 – State of Texas

Vote For 1

	TOTAL	VOTE %	
For	261	76.54%	
Against	80	23.46%	
Total Votes Cast	341	100.00%	
Overvotes	0		
Undervotes	1		
Contest Totals	342		

### Proposition 2 – State of Texas

Vote For 1

	TOTAL	VOTE %	
For	248	72.51%	
Against	94	27.49%	
Total Votes Cast	342	100.00%	
Overvotes	0		
Undervotes	0		
Contest Totals	342		

### Proposition 3 – State of Texas

Vote For 1

	TOTAL	VOTE %	
For	221	64.81%	
Against	120	35.19%	
Total Votes Cast	341	100.00%	
Overvotes	0		
Undervotes	1		
Contest Totals	342		

### Proposition 4 – State of Texas

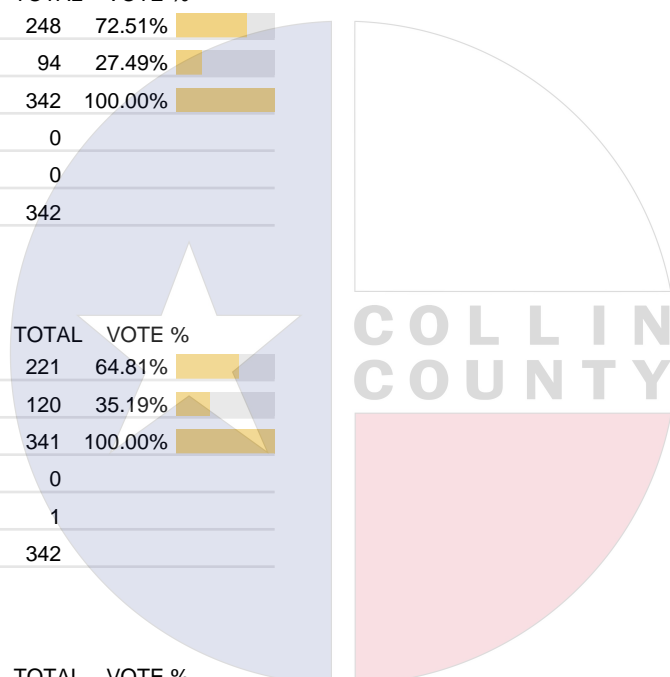
Vote For 1

	TOTAL	VOTE %	
For	246	72.57%	
Against	93	27.43%	
Total Votes Cast	339	100.00%	
Overvotes	1		
Undervotes	2		
Contest Totals	342		

### Proposition 5 – State of Texas

Vote For 1

	TOTAL	VOTE %	
For	247	73.08%	
Against	91	26.92%	
Total Votes Cast	338	100.00%	
Overvotes	0		
Undervotes	4		
Contest Totals	342		



Collin County Seal  
 Watermark Seal for Collin County.  
 Collin County Government

## PCT 170

### Proposition 6 – State of Texas

Vote For 1

	TOTAL	VOTE %	
For	210	62.87%	
Against	124	37.13%	
Total Votes Cast	334	100.00%	
Overvotes	0		
Undervotes	8		
Contest Totals	342		

### Proposition 7 – State of Texas

Vote For 1

	TOTAL	VOTE %	
For	314	91.81%	
Against	28	8.19%	
Total Votes Cast	342	100.00%	
Overvotes	0		
Undervotes	0		
Contest Totals	342		

### Proposition 8 – State of Texas

Vote For 1

	TOTAL	VOTE %	
For	261	76.32%	
Against	81	23.68%	
Total Votes Cast	342	100.00%	
Overvotes	0		
Undervotes	0		
Contest Totals	342		

### Proposition 9 – State of Texas

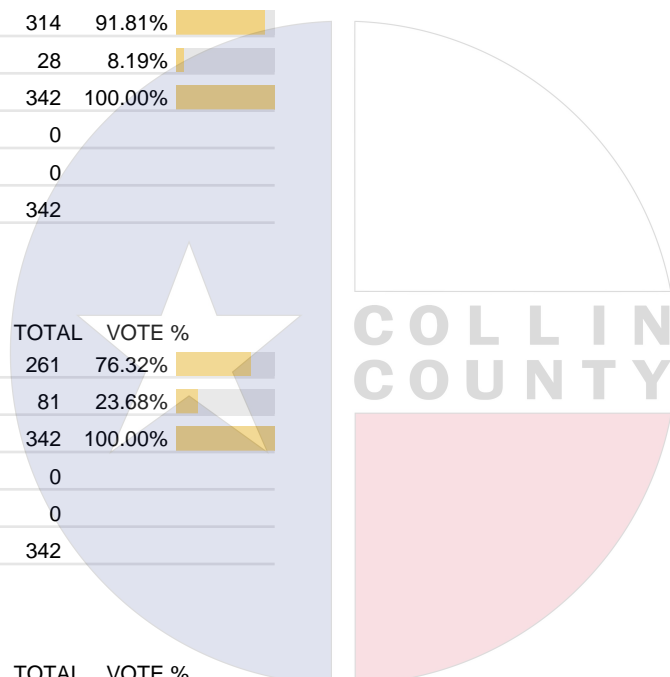
Vote For 1

	TOTAL	VOTE %	
For	242	71.39%	
Against	97	28.61%	
Total Votes Cast	339	100.00%	
Overvotes	0		
Undervotes	3		
Contest Totals	342		

### Proposition 10 – State of Texas

Vote For 1

	TOTAL	VOTE %	
For	323	94.44%	
Against	19	5.56%	
Total Votes Cast	342	100.00%	
Overvotes	0		
Undervotes	0		
Contest Totals	342		



Collin County Seal  
 Watermark Seal for Collin County.  
 Collin County Government

## PCT 170

### Proposition 11 – State of Texas

Vote For 1

	TOTAL	VOTE %	
For	292	85.38%	
Against	50	14.62%	
Total Votes Cast	342	100.00%	
Overvotes	0		
Undervotes	0		
Contest Totals	342		

### Proposition 12 – State of Texas

Vote For 1

	TOTAL	VOTE %	
For	210	61.76%	
Against	130	38.24%	
Total Votes Cast	340	100.00%	
Overvotes	0		
Undervotes	2		
Contest Totals	342		

### Proposition 13 – State of Texas

Vote For 1

	TOTAL	VOTE %	
For	296	86.80%	
Against	45	13.20%	
Total Votes Cast	341	100.00%	
Overvotes	0		
Undervotes	1		
Contest Totals	342		

### Proposition 14 – State of Texas

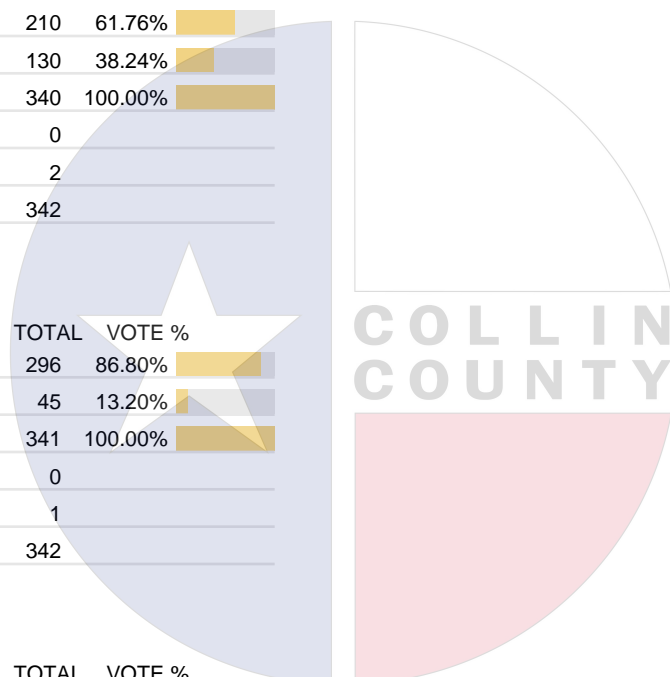
Vote For 1

	TOTAL	VOTE %	
For	238	70.00%	
Against	102	30.00%	
Total Votes Cast	340	100.00%	
Overvotes	0		
Undervotes	2		
Contest Totals	342		

### Proposition 15 – State of Texas

Vote For 1

	TOTAL	VOTE %	
For	248	72.94%	
Against	92	27.06%	
Total Votes Cast	340	100.00%	
Overvotes	0		
Undervotes	2		
Contest Totals	342		



Collin County Seal  
 Watermark Seal for Collin County.  
 Collin County Government

## PCT 170

### Proposition 16 – State of Texas

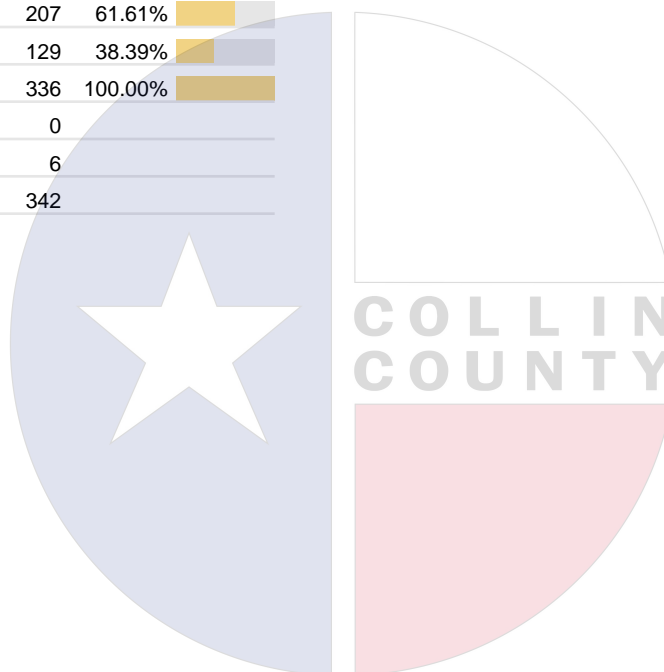
Vote For 1

	TOTAL	VOTE %	
For	253	74.19%	
Against	88	25.81%	
Total Votes Cast	341	100.00%	
Overvotes	0		
Undervotes	1		
Contest Totals	342		

### Proposition 17 – State of Texas

Vote For 1

	TOTAL	VOTE %	
For	207	61.61%	
Against	129	38.39%	
Total Votes Cast	336	100.00%	
Overvotes	0		
Undervotes	6		
Contest Totals	342		



Collin County Seal  
 Watermark Seal for Collin County.  
 Collin County Government

## PCT 171

### Proposition 1 – State of Texas

Vote For 1

	TOTAL	VOTE %	
For	241	69.05%	
Against	108	30.95%	
Total Votes Cast	349	100.00%	
Overvotes	0		
Undervotes	2		
Contest Totals	351		

### Proposition 2 – State of Texas

Vote For 1

	TOTAL	VOTE %	
For	228	65.52%	
Against	120	34.48%	
Total Votes Cast	348	100.00%	
Overvotes	0		
Undervotes	3		
Contest Totals	351		

### Proposition 3 – State of Texas

Vote For 1

	TOTAL	VOTE %	
For	190	54.76%	
Against	157	45.24%	
Total Votes Cast	347	100.00%	
Overvotes	0		
Undervotes	4		
Contest Totals	351		

### Proposition 4 – State of Texas

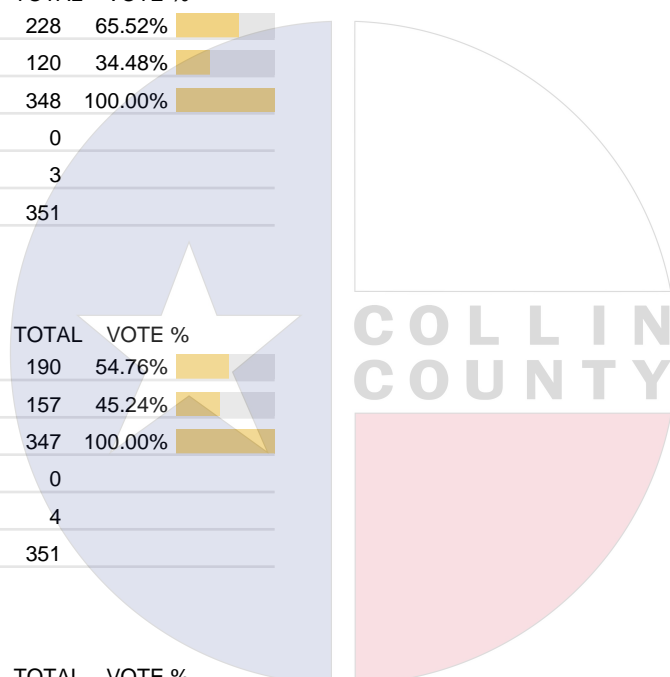
Vote For 1

	TOTAL	VOTE %	
For	258	73.93%	
Against	91	26.07%	
Total Votes Cast	349	100.00%	
Overvotes	0		
Undervotes	2		
Contest Totals	351		

### Proposition 5 – State of Texas

Vote For 1

	TOTAL	VOTE %	
For	210	61.76%	
Against	130	38.24%	
Total Votes Cast	340	100.00%	
Overvotes	0		
Undervotes	11		
Contest Totals	351		



Collin County Seal  
 Watermark Seal for Collin County.  
 Collin County Government

## PCT 171

### Proposition 6 – State of Texas

Vote For 1

	TOTAL	VOTE %	
For	190	55.56%	
Against	152	44.44%	
Total Votes Cast	342	100.00%	
Overvotes	0		
Undervotes	9		
Contest Totals	351		

### Proposition 7 – State of Texas

Vote For 1

	TOTAL	VOTE %	
For	292	84.15%	
Against	55	15.85%	
Total Votes Cast	347	100.00%	
Overvotes	0		
Undervotes	4		
Contest Totals	351		

### Proposition 8 – State of Texas

Vote For 1

	TOTAL	VOTE %	
For	244	69.91%	
Against	105	30.09%	
Total Votes Cast	349	100.00%	
Overvotes	1		
Undervotes	1		
Contest Totals	351		

### Proposition 9 – State of Texas

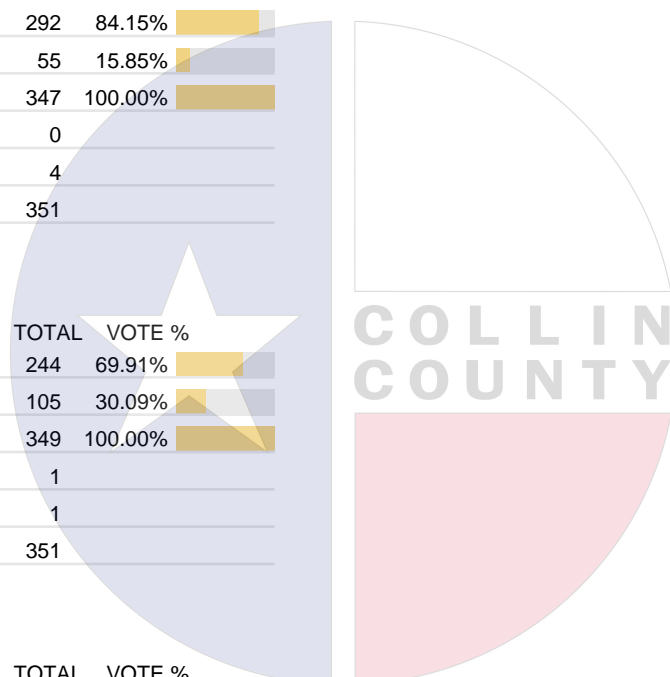
Vote For 1

	TOTAL	VOTE %	
For	209	61.11%	
Against	133	38.89%	
Total Votes Cast	342	100.00%	
Overvotes	0		
Undervotes	9		
Contest Totals	351		

### Proposition 10 – State of Texas

Vote For 1

	TOTAL	VOTE %	
For	287	82.95%	
Against	59	17.05%	
Total Votes Cast	346	100.00%	
Overvotes	1		
Undervotes	4		
Contest Totals	351		



Collin County Seal  
 Watermark Seal for Collin County.  
 Collin County Government

## PCT 171

### Proposition 11 – State of Texas

Vote For 1

	TOTAL	VOTE %	
For	255	73.49%	
Against	92	26.51%	
Total Votes Cast	347	100.00%	
Overvotes	1		
Undervotes	3		
Contest Totals	351		

### Proposition 12 – State of Texas

Vote For 1

	TOTAL	VOTE %	
For	202	58.38%	
Against	144	41.62%	
Total Votes Cast	346	100.00%	
Overvotes	0		
Undervotes	5		
Contest Totals	351		

### Proposition 13 – State of Texas

Vote For 1

	TOTAL	VOTE %	
For	272	78.16%	
Against	76	21.84%	
Total Votes Cast	348	100.00%	
Overvotes	0		
Undervotes	3		
Contest Totals	351		

### Proposition 14 – State of Texas

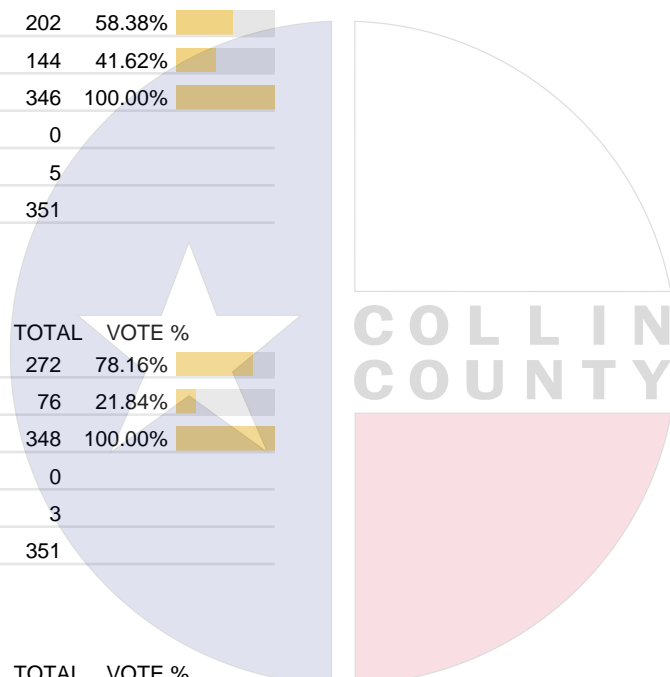
Vote For 1

	TOTAL	VOTE %	
For	226	64.76%	
Against	123	35.24%	
Total Votes Cast	349	100.00%	
Overvotes	0		
Undervotes	2		
Contest Totals	351		

### Proposition 15 – State of Texas

Vote For 1

	TOTAL	VOTE %	
For	229	66.38%	
Against	116	33.62%	
Total Votes Cast	345	100.00%	
Overvotes	0		
Undervotes	6		
Contest Totals	351		



## PCT 171

### Proposition 16 – State of Texas

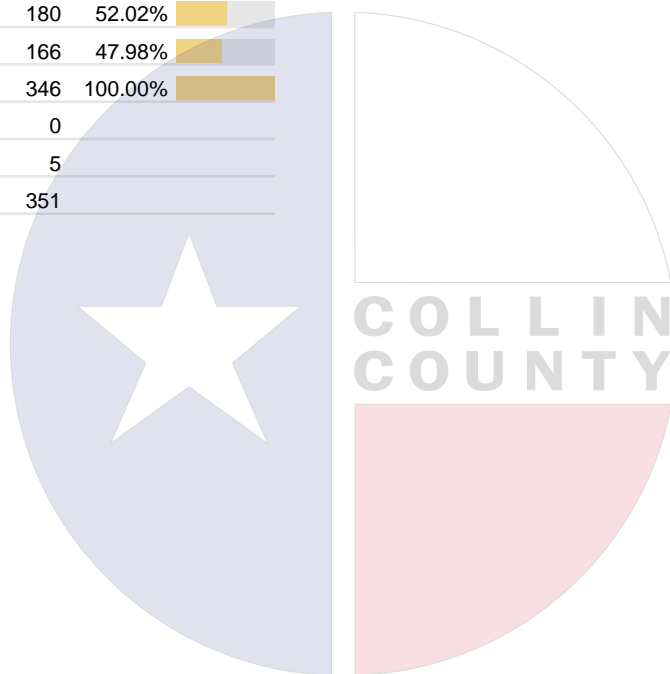
Vote For 1

	TOTAL	VOTE %	
For	237	67.91%	
Against	112	32.09%	
Total Votes Cast	349	100.00%	
Overvotes	0		
Undervotes	2		
Contest Totals	351		

### Proposition 17 – State of Texas

Vote For 1

	TOTAL	VOTE %	
For	180	52.02%	
Against	166	47.98%	
Total Votes Cast	346	100.00%	
Overvotes	0		
Undervotes	5		
Contest Totals	351		



Collin County Seal  
 Watermark Seal for Collin County.  
 Collin County Government

## PCT 172

### Proposition 1 – State of Texas

Vote For 1

	TOTAL	VOTE %	
For	318	69.13%	
Against	142	30.87%	
Total Votes Cast	460	100.00%	
Overvotes	1		
Undervotes	4		
Contest Totals	465		

### Proposition 2 – State of Texas

Vote For 1

	TOTAL	VOTE %	
For	369	79.70%	
Against	94	20.30%	
Total Votes Cast	463	100.00%	
Overvotes	0		
Undervotes	2		
Contest Totals	465		

### Proposition 3 – State of Texas

Vote For 1

	TOTAL	VOTE %	
For	307	66.59%	
Against	154	33.41%	
Total Votes Cast	461	100.00%	
Overvotes	0		
Undervotes	4		
Contest Totals	465		

### Proposition 4 – State of Texas

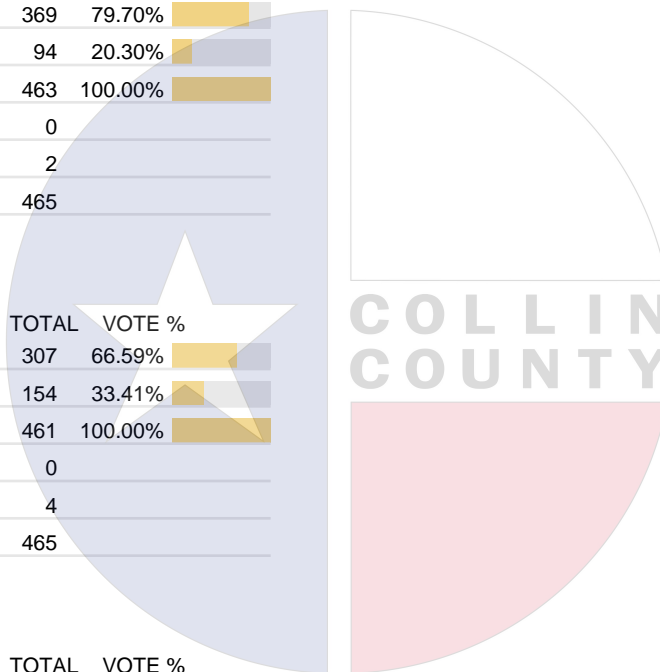
Vote For 1

	TOTAL	VOTE %	
For	320	70.48%	
Against	134	29.52%	
Total Votes Cast	454	100.00%	
Overvotes	0		
Undervotes	11		
Contest Totals	465		

### Proposition 5 – State of Texas

Vote For 1

	TOTAL	VOTE %	
For	342	76.34%	
Against	106	23.66%	
Total Votes Cast	448	100.00%	
Overvotes	1		
Undervotes	16		
Contest Totals	465		



Collin County Seal  
 Watermark Seal for Collin County.  
 Collin County Government

## PCT 172

### Proposition 6 – State of Texas

Vote For 1

	TOTAL	VOTE %	
For	306	68.46%	
Against	141	31.54%	
Total Votes Cast	447	100.00%	
Overvotes	0		
Undervotes	18		
Contest Totals	465		

### Proposition 7 – State of Texas

Vote For 1

	TOTAL	VOTE %	
For	419	90.69%	
Against	43	9.31%	
Total Votes Cast	462	100.00%	
Overvotes	0		
Undervotes	3		
Contest Totals	465		

### Proposition 8 – State of Texas

Vote For 1

	TOTAL	VOTE %	
For	387	83.77%	
Against	75	16.23%	
Total Votes Cast	462	100.00%	
Overvotes	0		
Undervotes	3		
Contest Totals	465		

### Proposition 9 – State of Texas

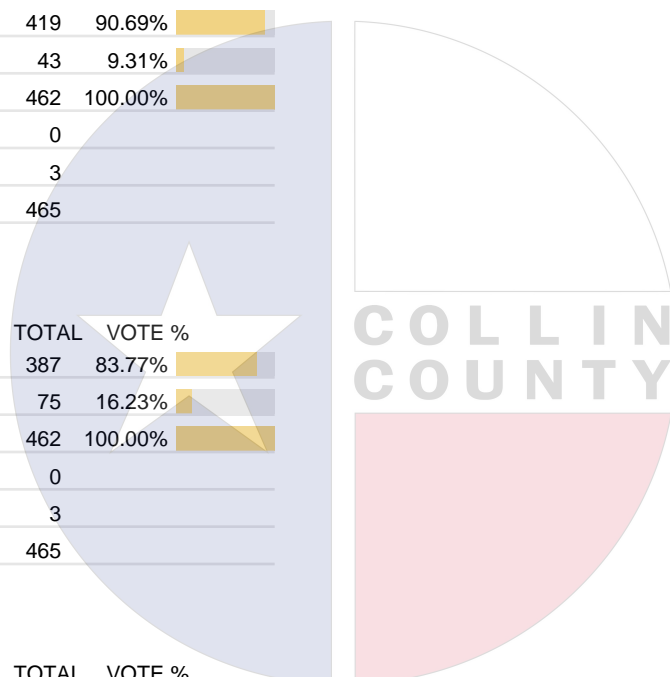
Vote For 1

	TOTAL	VOTE %	
For	355	77.85%	
Against	101	22.15%	
Total Votes Cast	456	100.00%	
Overvotes	0		
Undervotes	9		
Contest Totals	465		

### Proposition 10 – State of Texas

Vote For 1

	TOTAL	VOTE %	
For	432	93.91%	
Against	28	6.09%	
Total Votes Cast	460	100.00%	
Overvotes	0		
Undervotes	5		
Contest Totals	465		



Collin County Seal  
 Watermark Seal for Collin County.  
 Collin County Government

## PCT 172

### Proposition 11 – State of Texas

Vote For 1

	TOTAL	VOTE %	
For	373	80.91%	
Against	88	19.09%	
Total Votes Cast	461	100.00%	
Overvotes	0		
Undervotes	4		
Contest Totals	465		

### Proposition 12 – State of Texas

Vote For 1

	TOTAL	VOTE %	
For	327	72.03%	
Against	127	27.97%	
Total Votes Cast	454	100.00%	
Overvotes	0		
Undervotes	11		
Contest Totals	465		

### Proposition 13 – State of Texas

Vote For 1

	TOTAL	VOTE %	
For	410	88.74%	
Against	52	11.26%	
Total Votes Cast	462	100.00%	
Overvotes	0		
Undervotes	3		
Contest Totals	465		

### Proposition 14 – State of Texas

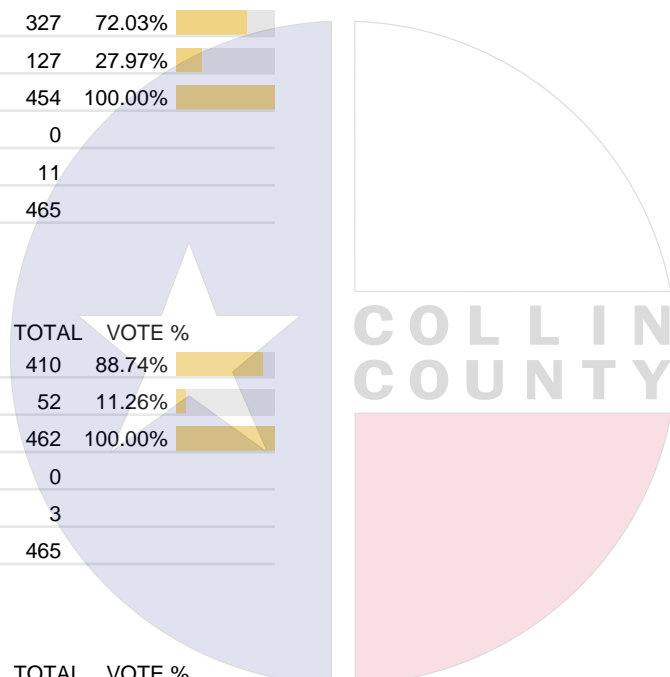
Vote For 1

	TOTAL	VOTE %	
For	289	63.24%	
Against	168	36.76%	
Total Votes Cast	457	100.00%	
Overvotes	1		
Undervotes	7		
Contest Totals	465		

### Proposition 15 – State of Texas

Vote For 1

	TOTAL	VOTE %	
For	359	78.04%	
Against	101	21.96%	
Total Votes Cast	460	100.00%	
Overvotes	0		
Undervotes	5		
Contest Totals	465		



Collin County Seal  
 Watermark Seal for Collin County.  
 Collin County Government

## PCT 172

### Proposition 16 – State of Texas

Vote For 1

	TOTAL	VOTE %	
For	385	83.15%	
Against	78	16.85%	
Total Votes Cast	463	100.00%	
Overvotes	0		
Undervotes	2		
Contest Totals	465		

### Proposition 17 – State of Texas

Vote For 1

	TOTAL	VOTE %	
For	312	69.96%	
Against	134	30.04%	
Total Votes Cast	446	100.00%	
Overvotes	0		
Undervotes	19		
Contest Totals	465		

### Proposition A – City of Anna

Vote For 1

	TOTAL	VOTE %	
For	328	87.94%	
Against	45	12.06%	
Total Votes Cast	373	100.00%	
Overvotes	2		
Undervotes	9		
Contest Totals	384		

### Proposition B – City of Anna

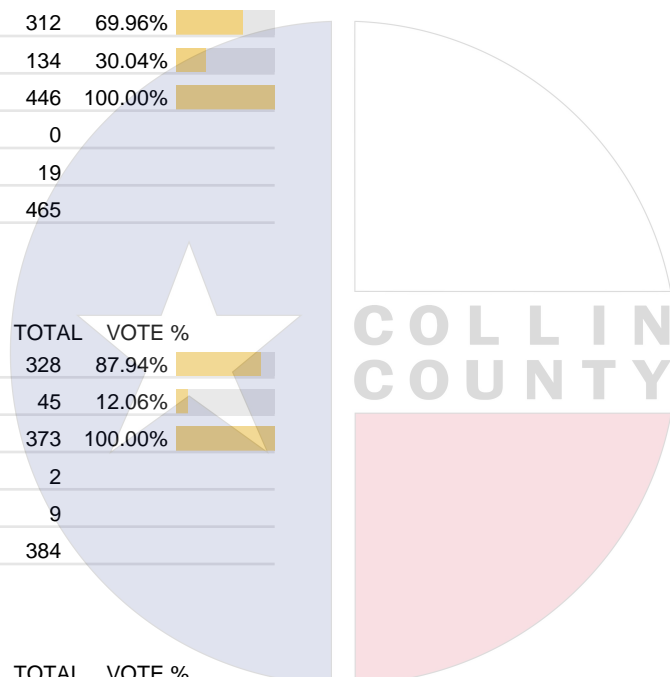
Vote For 1

	TOTAL	VOTE %	
For	344	94.25%	
Against	21	5.75%	
Total Votes Cast	365	100.00%	
Overvotes	0		
Undervotes	19		
Contest Totals	384		

### Proposition C – City of Anna

Vote For 1

	TOTAL	VOTE %	
For	144	39.34%	
Against	222	60.66%	
Total Votes Cast	366	100.00%	
Overvotes	0		
Undervotes	18		
Contest Totals	384		



Collin County Seal  
 Watermark Seal for Collin County.  
 Collin County Government

## PCT 172

### Proposition D – City of Anna

Vote For 1

	TOTAL	VOTE %	
For	368	98.13%	
Against	7	1.87%	
Total Votes Cast	375	100.00%	
Overvotes	0		
Undervotes	9		
Contest Totals	384		

### Proposition E – City of Anna

Vote For 1

	TOTAL	VOTE %	
For	197	53.97%	
Against	168	46.03%	
Total Votes Cast	365	100.00%	
Overvotes	0		
Undervotes	19		
Contest Totals	384		

### Proposition F – City of Anna

Vote For 1

	TOTAL	VOTE %	
For	314	85.56%	
Against	53	14.44%	
Total Votes Cast	367	100.00%	
Overvotes	0		
Undervotes	17		
Contest Totals	384		

### Proposition G – City of Anna

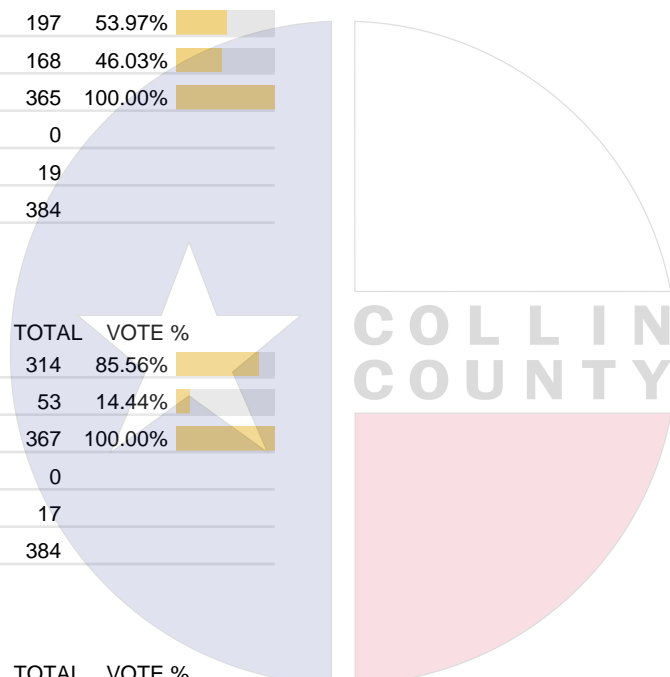
Vote For 1

	TOTAL	VOTE %	
For	303	82.79%	
Against	63	17.21%	
Total Votes Cast	366	100.00%	
Overvotes	0		
Undervotes	18		
Contest Totals	384		

### Proposition H – City of Anna

Vote For 1

	TOTAL	VOTE %	
For	119	32.43%	
Against	248	67.57%	
Total Votes Cast	367	100.00%	
Overvotes	0		
Undervotes	17		
Contest Totals	384		



Collin County Seal  
 Watermark Seal for Collin County.  
 Collin County Government

## PCT 172

### Proposition I – City of Anna

Vote For 1

	TOTAL	VOTE %	
For	297	82.73%	
Against	62	17.27%	
Total Votes Cast	359	100.00%	
Overvotes	0		
Undervotes	25		
Contest Totals	384		

### Proposition J – City of Anna

Vote For 1

	TOTAL	VOTE %	
For	360	97.04%	
Against	11	2.96%	
Total Votes Cast	371	100.00%	
Overvotes	0		
Undervotes	13		
Contest Totals	384		

### Proposition K – City of Anna

Vote For 1

	TOTAL	VOTE %	
For	113	30.71%	
Against	255	69.29%	
Total Votes Cast	368	100.00%	
Overvotes	0		
Undervotes	16		
Contest Totals	384		

### Proposition L – City of Anna

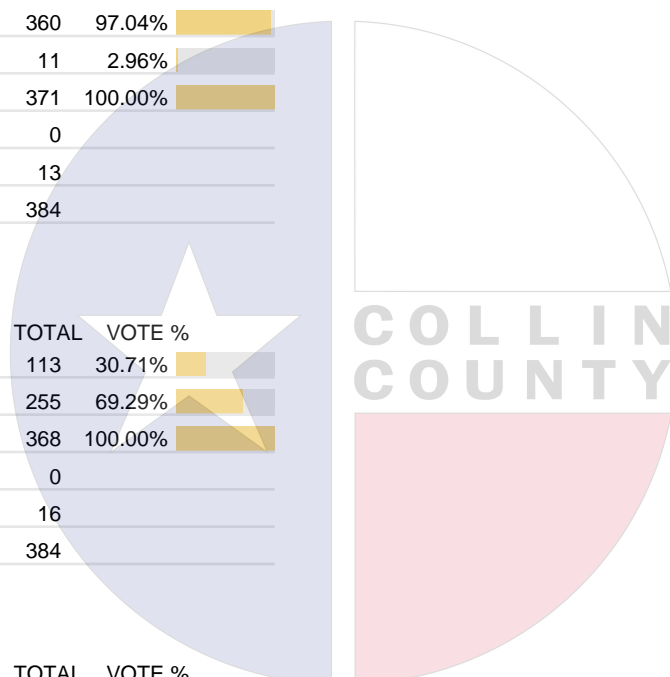
Vote For 1

	TOTAL	VOTE %	
For	293	79.62%	
Against	75	20.38%	
Total Votes Cast	368	100.00%	
Overvotes	1		
Undervotes	15		
Contest Totals	384		

### Proposition M – City of Anna

Vote For 1

	TOTAL	VOTE %	
For	336	92.05%	
Against	29	7.95%	
Total Votes Cast	365	100.00%	
Overvotes	0		
Undervotes	19		
Contest Totals	384		



Collin County Seal  
 Watermark Seal for Collin County.  
 Collin County Government

## PCT 172

### Proposition N – City of Anna

Vote For 1

	TOTAL	VOTE %	
For	140	39.22%	
Against	217	60.78%	
Total Votes Cast	357	100.00%	
Overvotes	1		
Undervotes	26		
Contest Totals	384		

### Proposition O – City of Anna

Vote For 1

	TOTAL	VOTE %	
For	355	96.73%	
Against	12	3.27%	
Total Votes Cast	367	100.00%	
Overvotes	0		
Undervotes	17		
Contest Totals	384		

### Proposition P – City of Anna

Vote For 1

	TOTAL	VOTE %	
For	131	36.29%	
Against	230	63.71%	
Total Votes Cast	361	100.00%	
Overvotes	0		
Undervotes	23		
Contest Totals	384		

### Proposition Q – City of Anna

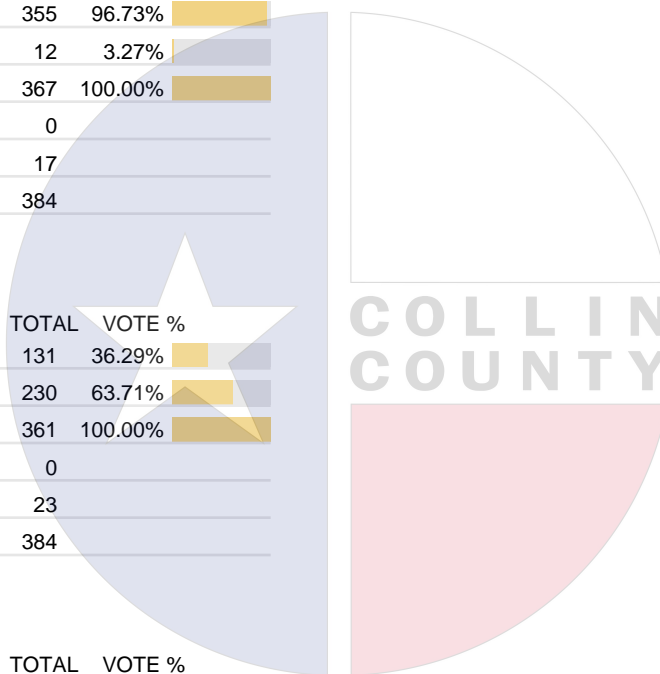
Vote For 1

	TOTAL	VOTE %	
For	102	28.65%	
Against	254	71.35%	
Total Votes Cast	356	100.00%	
Overvotes	0		
Undervotes	28		
Contest Totals	384		

### Proposition R – City of Anna

Vote For 1

	TOTAL	VOTE %	
For	346	93.77%	
Against	23	6.23%	
Total Votes Cast	369	100.00%	
Overvotes	0		
Undervotes	15		
Contest Totals	384		







Collin County Seal  
 Watermark Seal for Collin County.  
 Collin County Government

## PCT 172

### Proposition S – City of Anna

Vote For 1

	TOTAL	VOTE %	
For	361	96.78%	
Against	12	3.22%	
Total Votes Cast	373	100.00%	
Overvotes	0		
Undervotes	11		
Contest Totals	384		



Collin County Seal  
Watermark Seal for Collin County.  
Collin County Government

## PCT 173

### Proposition 1 – State of Texas

Vote For 1

	TOTAL	VOTE %	
For	87	66.41%	
Against	44	33.59%	
Total Votes Cast	131	100.00%	
Overvotes	0		
Undervotes	1		
Contest Totals	132		

### Proposition 2 – State of Texas

Vote For 1

	TOTAL	VOTE %	
For	100	76.34%	
Against	31	23.66%	
Total Votes Cast	131	100.00%	
Overvotes	0		
Undervotes	1		
Contest Totals	132		

### Proposition 3 – State of Texas

Vote For 1

	TOTAL	VOTE %	
For	91	68.94%	
Against	41	31.06%	
Total Votes Cast	132	100.00%	
Overvotes	0		
Undervotes	0		
Contest Totals	132		

### Proposition 4 – State of Texas

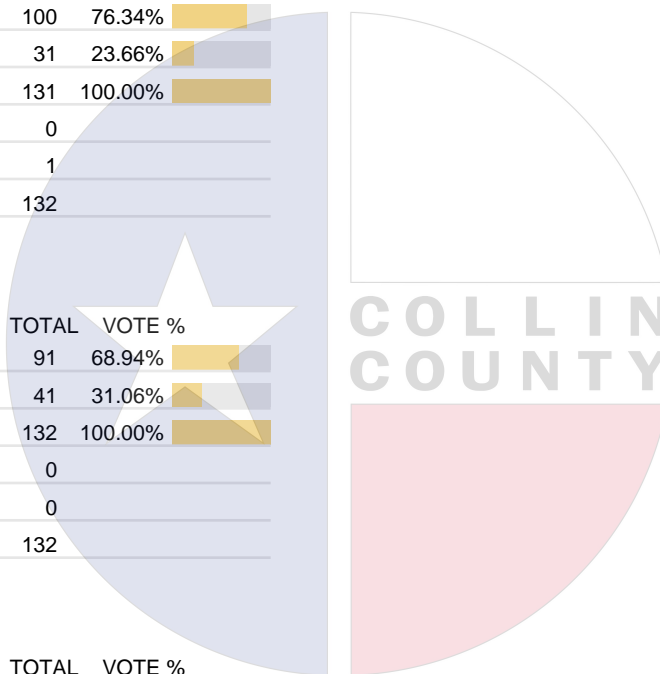
Vote For 1

	TOTAL	VOTE %	
For	98	74.24%	
Against	34	25.76%	
Total Votes Cast	132	100.00%	
Overvotes	0		
Undervotes	0		
Contest Totals	132		

### Proposition 5 – State of Texas

Vote For 1

	TOTAL	VOTE %	
For	93	71.54%	
Against	37	28.46%	
Total Votes Cast	130	100.00%	
Overvotes	0		
Undervotes	2		
Contest Totals	132		



Collin County Seal  
 Watermark Seal for Collin County.  
 Collin County Government

## PCT 173

### Proposition 6 – State of Texas

Vote For 1

	TOTAL	VOTE %	
For	94	71.76%	
Against	37	28.24%	
Total Votes Cast	131	100.00%	
Overvotes	0		
Undervotes	1		
Contest Totals	132		

### Proposition 7 – State of Texas

Vote For 1

	TOTAL	VOTE %	
For	118	89.39%	
Against	14	10.61%	
Total Votes Cast	132	100.00%	
Overvotes	0		
Undervotes	0		
Contest Totals	132		

### Proposition 8 – State of Texas

Vote For 1

	TOTAL	VOTE %	
For	104	78.79%	
Against	28	21.21%	
Total Votes Cast	132	100.00%	
Overvotes	0		
Undervotes	0		
Contest Totals	132		

### Proposition 9 – State of Texas

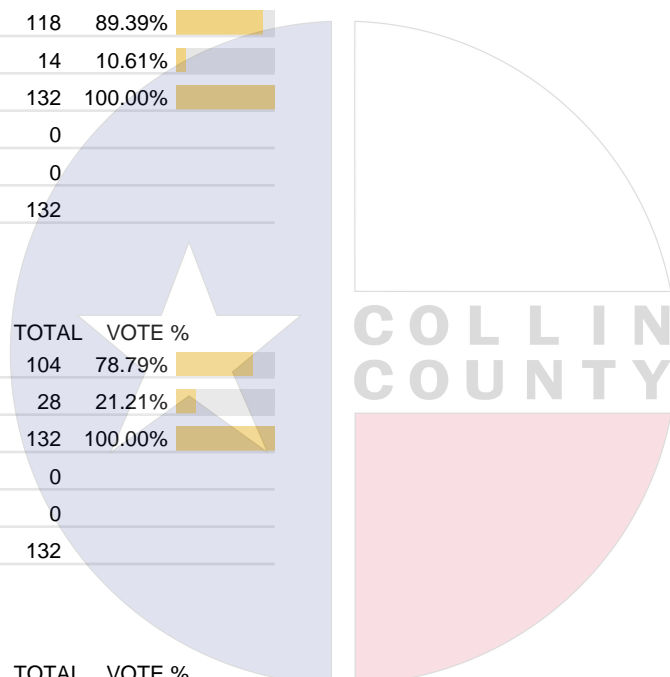
Vote For 1

	TOTAL	VOTE %	
For	99	75.57%	
Against	32	24.43%	
Total Votes Cast	131	100.00%	
Overvotes	0		
Undervotes	1		
Contest Totals	132		

### Proposition 10 – State of Texas

Vote For 1

	TOTAL	VOTE %	
For	124	94.66%	
Against	7	5.34%	
Total Votes Cast	131	100.00%	
Overvotes	0		
Undervotes	1		
Contest Totals	132		



Collin County Seal  
 Watermark Seal for Collin County.  
 Collin County Government

## PCT 173

### Proposition 11 – State of Texas

Vote For 1

	TOTAL	VOTE %	
For	111	84.09%	
Against	21	15.91%	
Total Votes Cast	132	100.00%	
Overvotes	0		
Undervotes	0		
Contest Totals	132		

### Proposition 12 – State of Texas

Vote For 1

	TOTAL	VOTE %	
For	82	62.60%	
Against	49	37.40%	
Total Votes Cast	131	100.00%	
Overvotes	0		
Undervotes	1		
Contest Totals	132		

### Proposition 13 – State of Texas

Vote For 1

	TOTAL	VOTE %	
For	118	89.39%	
Against	14	10.61%	
Total Votes Cast	132	100.00%	
Overvotes	0		
Undervotes	0		
Contest Totals	132		

### Proposition 14 – State of Texas

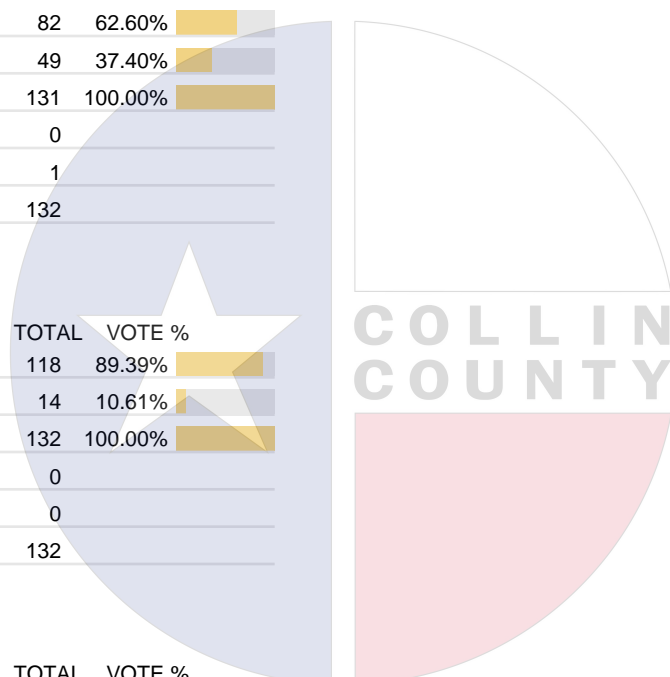
Vote For 1

	TOTAL	VOTE %	
For	97	73.48%	
Against	35	26.52%	
Total Votes Cast	132	100.00%	
Overvotes	0		
Undervotes	0		
Contest Totals	132		

### Proposition 15 – State of Texas

Vote For 1

	TOTAL	VOTE %	
For	90	68.18%	
Against	42	31.82%	
Total Votes Cast	132	100.00%	
Overvotes	0		
Undervotes	0		
Contest Totals	132		



Collin County Seal  
 Watermark Seal for Collin County.  
 Collin County Government

### PCT 173

#### Proposition 16 – State of Texas

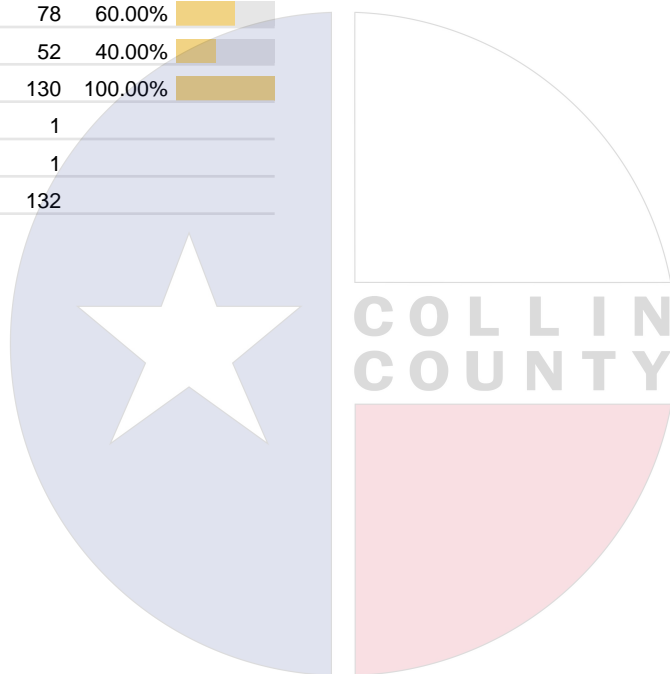
Vote For 1

	TOTAL	VOTE %	
For	99	75.00%	
Against	33	25.00%	
Total Votes Cast	132	100.00%	
Overvotes	0		
Undervotes	0		
Contest Totals	132		

#### Proposition 17 – State of Texas

Vote For 1

	TOTAL	VOTE %	
For	78	60.00%	
Against	52	40.00%	
Total Votes Cast	130	100.00%	
Overvotes	1		
Undervotes	1		
Contest Totals	132		



Collin County Seal  
 Watermark Seal for Collin County.  
 Collin County Government

## PCT 174

### Proposition 1 – State of Texas

Vote For 1

	TOTAL	VOTE %	
For	442	72.94%	
Against	164	27.06%	
Total Votes Cast	606	100.00%	
Overvotes	0		
Undervotes	2		
Contest Totals	608		

### Proposition 2 – State of Texas

Vote For 1

	TOTAL	VOTE %	
For	396	65.56%	
Against	208	34.44%	
Total Votes Cast	604	100.00%	
Overvotes	1		
Undervotes	3		
Contest Totals	608		

### Proposition 3 – State of Texas

Vote For 1

	TOTAL	VOTE %	
For	325	53.54%	
Against	282	46.46%	
Total Votes Cast	607	100.00%	
Overvotes	0		
Undervotes	1		
Contest Totals	608		

### Proposition 4 – State of Texas

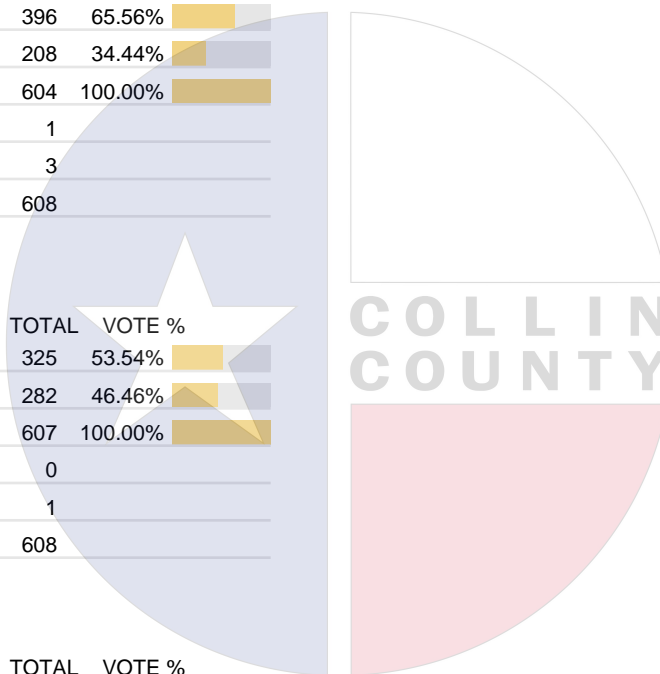
Vote For 1

	TOTAL	VOTE %	
For	454	75.04%	
Against	151	24.96%	
Total Votes Cast	605	100.00%	
Overvotes	0		
Undervotes	3		
Contest Totals	608		

### Proposition 5 – State of Texas

Vote For 1

	TOTAL	VOTE %	
For	400	66.45%	
Against	202	33.55%	
Total Votes Cast	602	100.00%	
Overvotes	0		
Undervotes	6		
Contest Totals	608		



Collin County Seal  
 Watermark Seal for Collin County,  
 Collin County Government

## PCT 174

### Proposition 6 – State of Texas

Vote For 1

	TOTAL	VOTE %	
For	331	54.89%	
Against	272	45.11%	
Total Votes Cast	603	100.00%	
Overvotes	0		
Undervotes	5		
Contest Totals	608		

### Proposition 7 – State of Texas

Vote For 1

	TOTAL	VOTE %	
For	534	87.97%	
Against	73	12.03%	
Total Votes Cast	607	100.00%	
Overvotes	0		
Undervotes	1		
Contest Totals	608		

### Proposition 8 – State of Texas

Vote For 1

	TOTAL	VOTE %	
For	439	72.44%	
Against	167	27.56%	
Total Votes Cast	606	100.00%	
Overvotes	1		
Undervotes	1		
Contest Totals	608		

### Proposition 9 – State of Texas

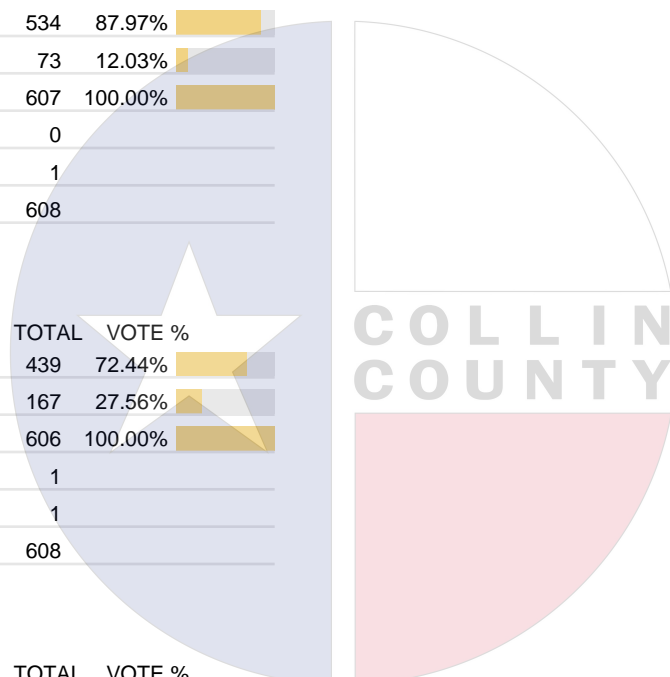
Vote For 1

	TOTAL	VOTE %	
For	413	68.83%	
Against	187	31.17%	
Total Votes Cast	600	100.00%	
Overvotes	0		
Undervotes	8		
Contest Totals	608		

### Proposition 10 – State of Texas

Vote For 1

	TOTAL	VOTE %	
For	557	92.07%	
Against	48	7.93%	
Total Votes Cast	605	100.00%	
Overvotes	0		
Undervotes	3		
Contest Totals	608		



Collin County Seal  
 Watermark Seal for Collin County.  
 Collin County Government

## PCT 174

### Proposition 11 – State of Texas

Vote For 1

	TOTAL	VOTE %	
For	485	79.90%	
Against	122	20.10%	
Total Votes Cast	607	100.00%	
Overvotes	1		
Undervotes	0		
Contest Totals	608		

### Proposition 12 – State of Texas

Vote For 1

	TOTAL	VOTE %	
For	371	61.73%	
Against	230	38.27%	
Total Votes Cast	601	100.00%	
Overvotes	3		
Undervotes	4		
Contest Totals	608		

### Proposition 13 – State of Texas

Vote For 1

	TOTAL	VOTE %	
For	504	83.03%	
Against	103	16.97%	
Total Votes Cast	607	100.00%	
Overvotes	0		
Undervotes	1		
Contest Totals	608		

### Proposition 14 – State of Texas

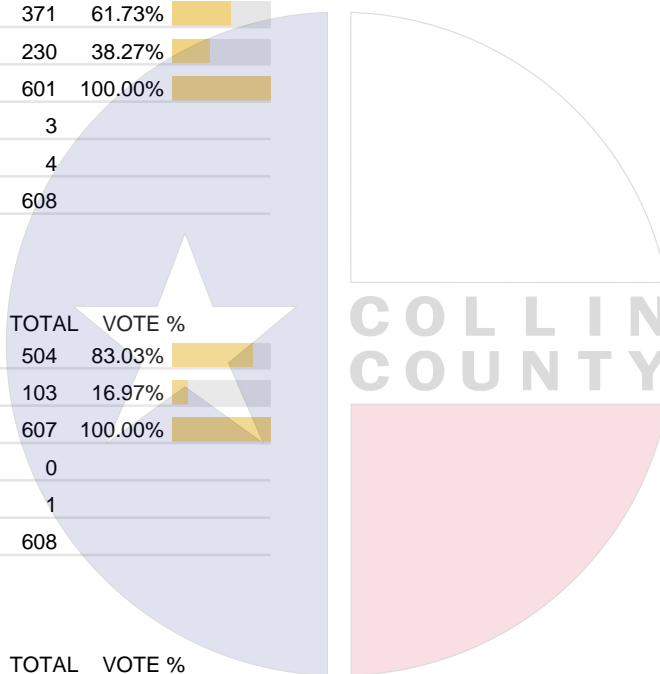
Vote For 1

	TOTAL	VOTE %	
For	411	67.71%	
Against	196	32.29%	
Total Votes Cast	607	100.00%	
Overvotes	0		
Undervotes	1		
Contest Totals	608		

### Proposition 15 – State of Texas

Vote For 1

	TOTAL	VOTE %	
For	399	66.17%	
Against	204	33.83%	
Total Votes Cast	603	100.00%	
Overvotes	2		
Undervotes	3		
Contest Totals	608		



Collin County Seal  
 Watermark Seal for Collin County.  
 Collin County Government

## PCT 174

### Proposition 16 – State of Texas

Vote For 1

	TOTAL	VOTE %	
For	414	68.43%	
Against	191	31.57%	
Total Votes Cast	605	100.00%	
Overvotes	0		
Undervotes	3		
Contest Totals	608		

### Proposition 17 – State of Texas

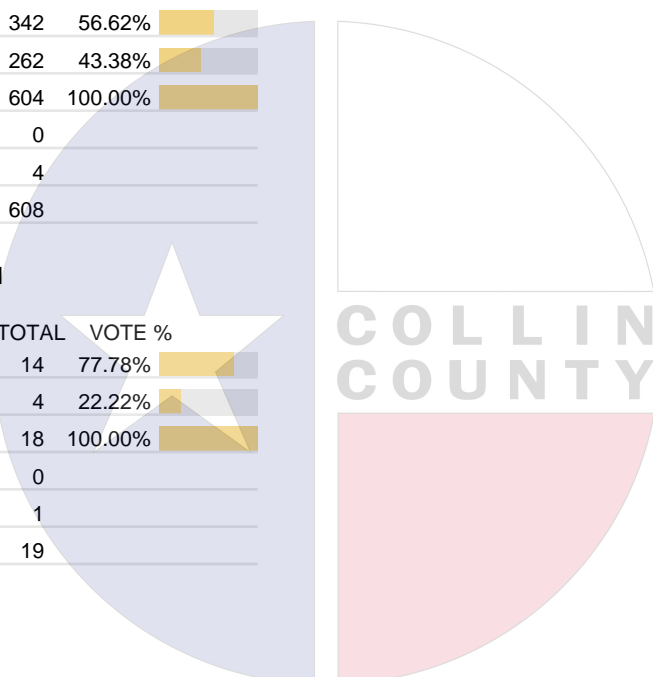
Vote For 1

	TOTAL	VOTE %	
For	342	56.62%	
Against	262	43.38%	
Total Votes Cast	604	100.00%	
Overvotes	0		
Undervotes	4		
Contest Totals	608		

### Proposition – Collin County ESD, No. 1

Vote For 1

	TOTAL	VOTE %	
For	14	77.78%	
Against	4	22.22%	
Total Votes Cast	18	100.00%	
Overvotes	0		
Undervotes	1		
Contest Totals	19		



Collin County Seal  
 Watermark Seal for Collin County.  
 Collin County Government

## PCT 175

### Proposition 1 – State of Texas

Vote For 1

	TOTAL	VOTE %	
For	223	66.77%	
Against	111	33.23%	
Total Votes Cast	334	100.00%	
Overvotes	0		
Undervotes	5		
Contest Totals	339		

### Proposition 2 – State of Texas

Vote For 1

	TOTAL	VOTE %	
For	224	66.47%	
Against	113	33.53%	
Total Votes Cast	337	100.00%	
Overvotes	0		
Undervotes	2		
Contest Totals	339		

### Proposition 3 – State of Texas

Vote For 1

	TOTAL	VOTE %	
For	196	59.21%	
Against	135	40.79%	
Total Votes Cast	331	100.00%	
Overvotes	2		
Undervotes	6		
Contest Totals	339		

### Proposition 4 – State of Texas

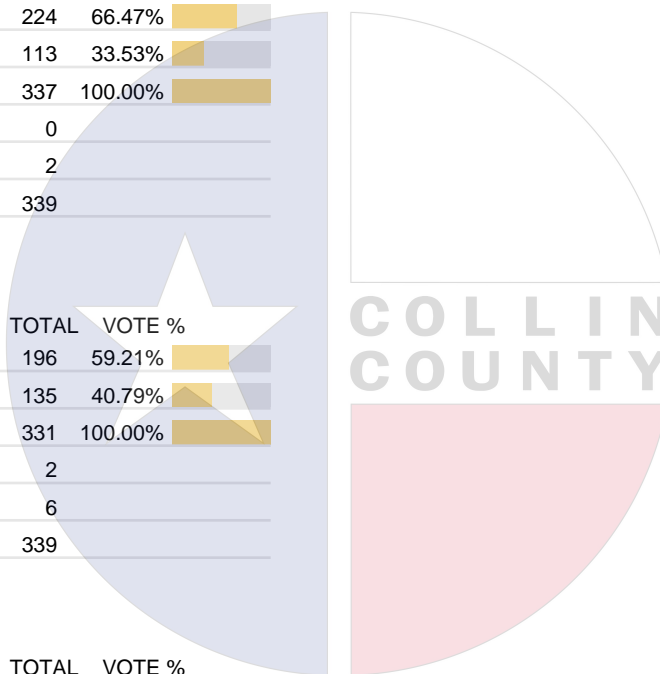
Vote For 1

	TOTAL	VOTE %	
For	229	68.56%	
Against	105	31.44%	
Total Votes Cast	334	100.00%	
Overvotes	0		
Undervotes	5		
Contest Totals	339		

### Proposition 5 – State of Texas

Vote For 1

	TOTAL	VOTE %	
For	232	70.95%	
Against	95	29.05%	
Total Votes Cast	327	100.00%	
Overvotes	0		
Undervotes	12		
Contest Totals	339		



Collin County Seal  
 Watermark Seal for Collin County.  
 Collin County Government

## PCT 175

### Proposition 6 – State of Texas

Vote For 1

	TOTAL	VOTE %	
For	192	59.63%	
Against	130	40.37%	
Total Votes Cast	322	100.00%	
Overvotes	1		
Undervotes	16		
Contest Totals	339		

### Proposition 7 – State of Texas

Vote For 1

	TOTAL	VOTE %	
For	303	90.72%	
Against	31	9.28%	
Total Votes Cast	334	100.00%	
Overvotes	0		
Undervotes	5		
Contest Totals	339		

### Proposition 8 – State of Texas

Vote For 1

	TOTAL	VOTE %	
For	245	72.92%	
Against	91	27.08%	
Total Votes Cast	336	100.00%	
Overvotes	0		
Undervotes	3		
Contest Totals	339		

### Proposition 9 – State of Texas

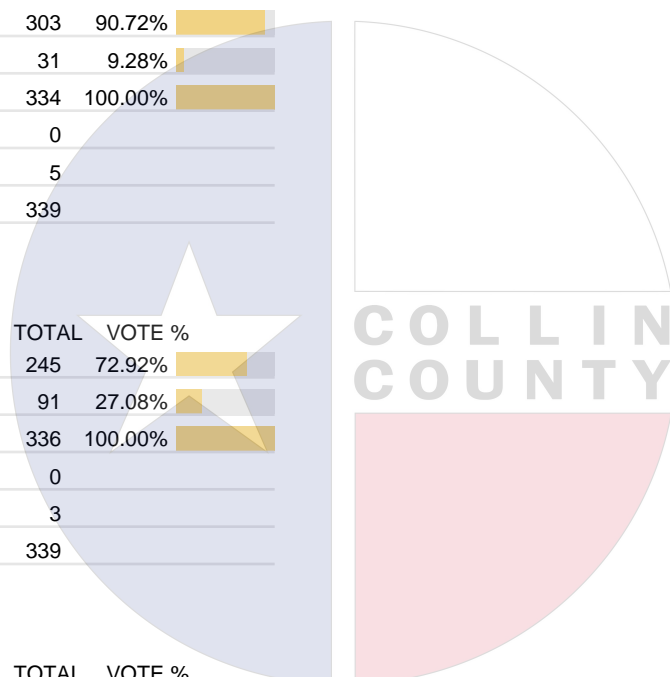
Vote For 1

	TOTAL	VOTE %	
For	244	73.94%	
Against	86	26.06%	
Total Votes Cast	330	100.00%	
Overvotes	0		
Undervotes	9		
Contest Totals	339		

### Proposition 10 – State of Texas

Vote For 1

	TOTAL	VOTE %	
For	307	91.10%	
Against	30	8.90%	
Total Votes Cast	337	100.00%	
Overvotes	0		
Undervotes	2		
Contest Totals	339		



Collin County Seal  
 Watermark Seal for Collin County.  
 Collin County Government

## PCT 175

### Proposition 11 – State of Texas

Vote For 1

	TOTAL	VOTE %	
For	281	83.38%	
Against	56	16.62%	
Total Votes Cast	337	100.00%	
Overvotes	0		
Undervotes	2		
Contest Totals	339		

### Proposition 12 – State of Texas

Vote For 1

	TOTAL	VOTE %	
For	203	61.52%	
Against	127	38.48%	
Total Votes Cast	330	100.00%	
Overvotes	0		
Undervotes	9		
Contest Totals	339		

### Proposition 13 – State of Texas

Vote For 1

	TOTAL	VOTE %	
For	301	89.05%	
Against	37	10.95%	
Total Votes Cast	338	100.00%	
Overvotes	0		
Undervotes	1		
Contest Totals	339		

### Proposition 14 – State of Texas

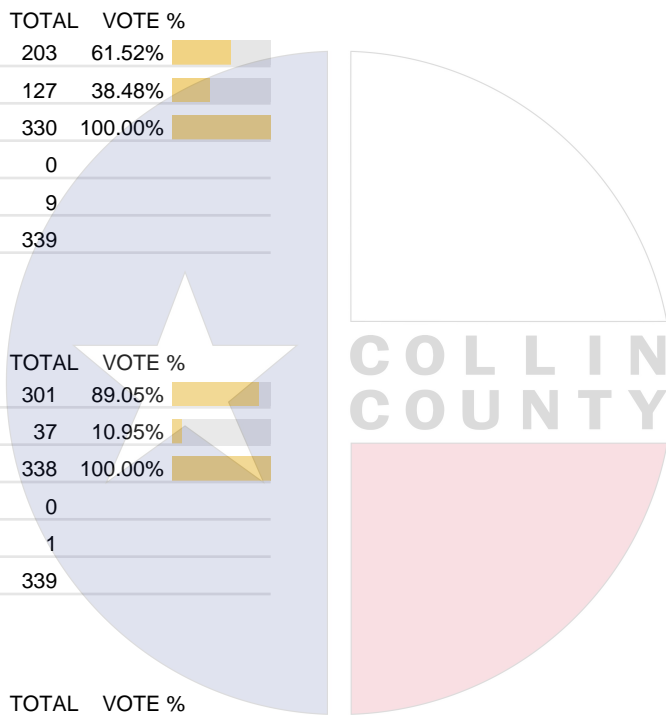
Vote For 1

	TOTAL	VOTE %	
For	208	62.09%	
Against	127	37.91%	
Total Votes Cast	335	100.00%	
Overvotes	0		
Undervotes	4		
Contest Totals	339		

### Proposition 15 – State of Texas

Vote For 1

	TOTAL	VOTE %	
For	237	70.75%	
Against	98	29.25%	
Total Votes Cast	335	100.00%	
Overvotes	0		
Undervotes	4		
Contest Totals	339		



Collin County Seal  
 Watermark Seal for Collin County.  
 Collin County Government

## PCT 175

### Proposition 16 – State of Texas

Vote For 1

	TOTAL	VOTE %	
For	234	69.85%	
Against	101	30.15%	
Total Votes Cast	335	100.00%	
Overvotes	0		
Undervotes	4		
Contest Totals	339		

### Proposition 17 – State of Texas

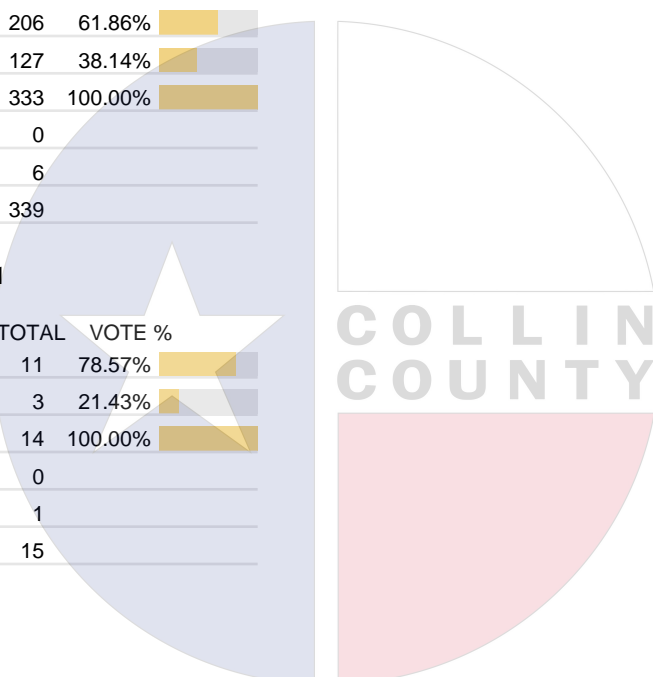
Vote For 1

	TOTAL	VOTE %	
For	206	61.86%	
Against	127	38.14%	
Total Votes Cast	333	100.00%	
Overvotes	0		
Undervotes	6		
Contest Totals	339		

### Proposition – Collin County ESD, No. 1

Vote For 1

	TOTAL	VOTE %	
For	11	78.57%	
Against	3	21.43%	
Total Votes Cast	14	100.00%	
Overvotes	0		
Undervotes	1		
Contest Totals	15		



Collin County Seal  
 Watermark Seal for Collin County.  
 Collin County Government

## PCT 176

### Proposition 1 – State of Texas

Vote For 1

	TOTAL	VOTE %	
For	233	72.36%	
Against	89	27.64%	
Total Votes Cast	322	100.00%	
Overvotes	0		
Undervotes	2		
Contest Totals	324		

### Proposition 2 – State of Texas

Vote For 1

	TOTAL	VOTE %	
For	141	43.65%	
Against	182	56.35%	
Total Votes Cast	323	100.00%	
Overvotes	0		
Undervotes	1		
Contest Totals	324		

### Proposition 3 – State of Texas

Vote For 1

	TOTAL	VOTE %	
For	126	39.25%	
Against	195	60.75%	
Total Votes Cast	321	100.00%	
Overvotes	0		
Undervotes	3		
Contest Totals	324		

### Proposition 4 – State of Texas

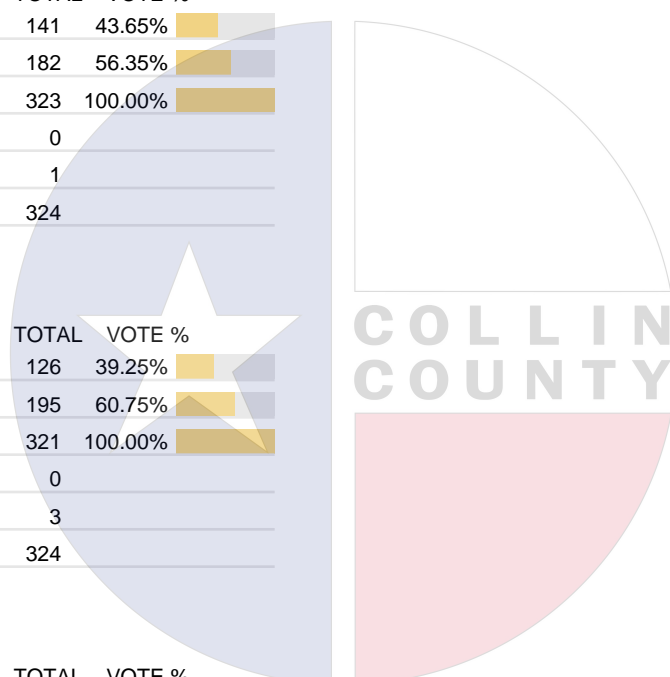
Vote For 1

	TOTAL	VOTE %	
For	242	75.16%	
Against	80	24.84%	
Total Votes Cast	322	100.00%	
Overvotes	0		
Undervotes	2		
Contest Totals	324		

### Proposition 5 – State of Texas

Vote For 1

	TOTAL	VOTE %	
For	174	54.72%	
Against	144	45.28%	
Total Votes Cast	318	100.00%	
Overvotes	0		
Undervotes	6		
Contest Totals	324		



## PCT 176

### Proposition 6 – State of Texas

Vote For 1

	TOTAL	VOTE %	
For	122	38.36%	
Against	196	61.64%	
Total Votes Cast	318	100.00%	
Overvotes	2		
Undervotes	4		
Contest Totals	324		

### Proposition 7 – State of Texas

Vote For 1

	TOTAL	VOTE %	
For	263	81.42%	
Against	60	18.58%	
Total Votes Cast	323	100.00%	
Overvotes	0		
Undervotes	1		
Contest Totals	324		

### Proposition 8 – State of Texas

Vote For 1

	TOTAL	VOTE %	
For	175	54.69%	
Against	145	45.31%	
Total Votes Cast	320	100.00%	
Overvotes	0		
Undervotes	4		
Contest Totals	324		

### Proposition 9 – State of Texas

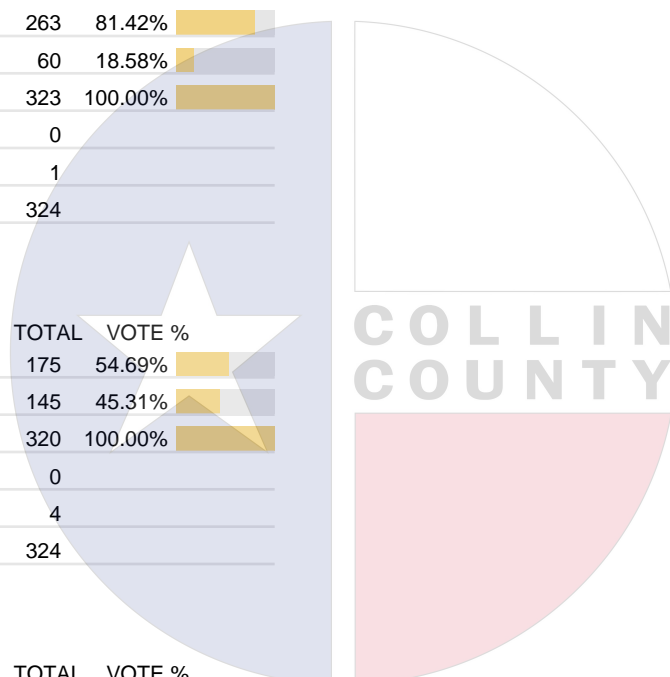
Vote For 1

	TOTAL	VOTE %	
For	189	59.06%	
Against	131	40.94%	
Total Votes Cast	320	100.00%	
Overvotes	0		
Undervotes	4		
Contest Totals	324		

### Proposition 10 – State of Texas

Vote For 1

	TOTAL	VOTE %	
For	274	84.83%	
Against	49	15.17%	
Total Votes Cast	323	100.00%	
Overvotes	0		
Undervotes	1		
Contest Totals	324		



Collin County Seal  
 Watermark Seal for Collin County.  
 Collin County Government

## PCT 176

### Proposition 11 – State of Texas

Vote For 1

	TOTAL	VOTE %	
For	216	66.67%	
Against	108	33.33%	
Total Votes Cast	324	100.00%	
Overvotes	0		
Undervotes	0		
Contest Totals	324		

### Proposition 12 – State of Texas

Vote For 1

	TOTAL	VOTE %	
For	144	44.86%	
Against	177	55.14%	
Total Votes Cast	321	100.00%	
Overvotes	0		
Undervotes	3		
Contest Totals	324		

### Proposition 13 – State of Texas

Vote For 1

	TOTAL	VOTE %	
For	217	67.60%	
Against	104	32.40%	
Total Votes Cast	321	100.00%	
Overvotes	0		
Undervotes	3		
Contest Totals	324		

### Proposition 14 – State of Texas

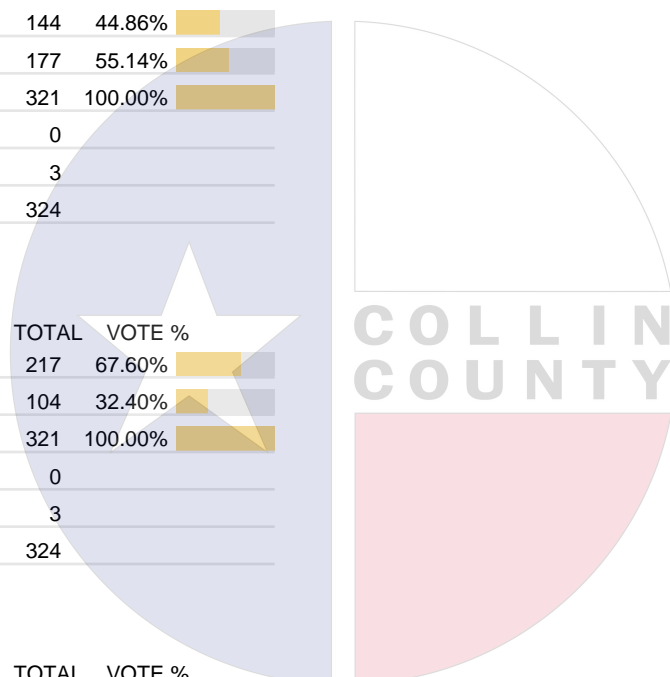
Vote For 1

	TOTAL	VOTE %	
For	230	71.43%	
Against	92	28.57%	
Total Votes Cast	322	100.00%	
Overvotes	0		
Undervotes	2		
Contest Totals	324		

### Proposition 15 – State of Texas

Vote For 1

	TOTAL	VOTE %	
For	151	47.04%	
Against	170	52.96%	
Total Votes Cast	321	100.00%	
Overvotes	0		
Undervotes	3		
Contest Totals	324		






Collin County Seal  
 Watermark Seal for Collin County.  
 Collin County Government

## PCT 176




### Proposition 16 – State of Texas

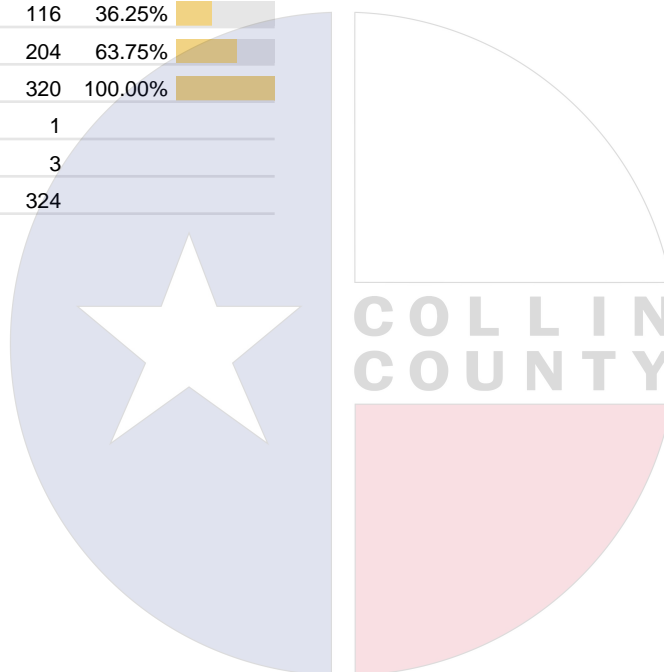
Vote For 1

	TOTAL	VOTE %	
For	163	50.78%	
Against	158	49.22%	
Total Votes Cast	321	100.00%	
Overvotes	0		
Undervotes	3		
Contest Totals	324		

### Proposition 17 – State of Texas

Vote For 1

	TOTAL	VOTE %	
For	116	36.25%	
Against	204	63.75%	
Total Votes Cast	320	100.00%	
Overvotes	1		
Undervotes	3		
Contest Totals	324		



Collin County Seal  
 Watermark Seal for Collin County.  
 Collin County Government

## PCT 177

### Proposition 1 – State of Texas

Vote For 1

	TOTAL	VOTE %	
For	233	67.73%	
Against	111	32.27%	
Total Votes Cast	344	100.00%	
Overvotes	1		
Undervotes	7		
Contest Totals	352		

### Proposition 2 – State of Texas

Vote For 1

	TOTAL	VOTE %	
For	239	69.08%	
Against	107	30.92%	
Total Votes Cast	346	100.00%	
Overvotes	2		
Undervotes	4		
Contest Totals	352		

### Proposition 3 – State of Texas

Vote For 1

	TOTAL	VOTE %	
For	207	59.83%	
Against	139	40.17%	
Total Votes Cast	346	100.00%	
Overvotes	1		
Undervotes	5		
Contest Totals	352		

### Proposition 4 – State of Texas

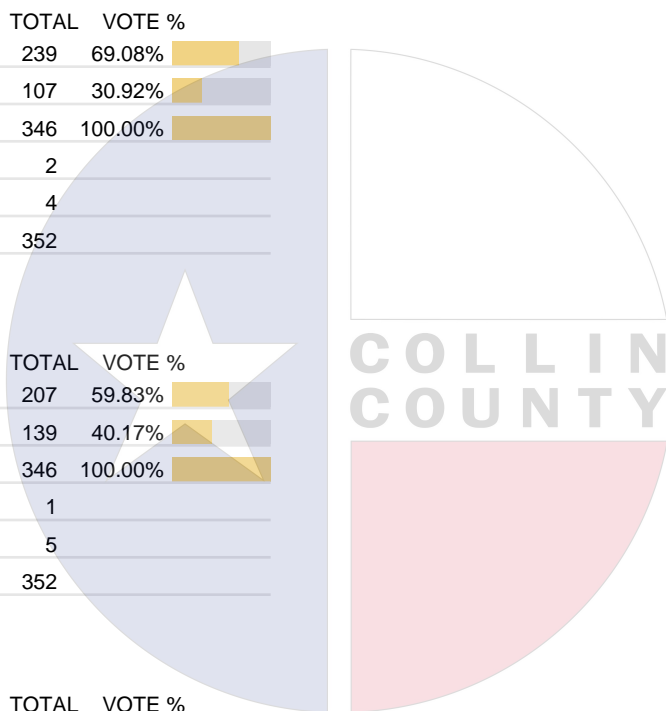
Vote For 1

	TOTAL	VOTE %	
For	235	67.72%	
Against	112	32.28%	
Total Votes Cast	347	100.00%	
Overvotes	0		
Undervotes	5		
Contest Totals	352		

### Proposition 5 – State of Texas

Vote For 1

	TOTAL	VOTE %	
For	239	69.88%	
Against	103	30.12%	
Total Votes Cast	342	100.00%	
Overvotes	1		
Undervotes	9		
Contest Totals	352		



Collin County Seal  
 Watermark Seal for Collin County.  
 Collin County Government

## PCT 177

### Proposition 6 – State of Texas

Vote For 1

	TOTAL	VOTE %	
For	218	63.93%	
Against	123	36.07%	
Total Votes Cast	341	100.00%	
Overvotes	0		
Undervotes	11		
Contest Totals	352		

### Proposition 7 – State of Texas

Vote For 1

	TOTAL	VOTE %	
For	310	89.08%	
Against	38	10.92%	
Total Votes Cast	348	100.00%	
Overvotes	0		
Undervotes	4		
Contest Totals	352		

### Proposition 8 – State of Texas

Vote For 1

	TOTAL	VOTE %	
For	261	75.22%	
Against	86	24.78%	
Total Votes Cast	347	100.00%	
Overvotes	1		
Undervotes	4		
Contest Totals	352		

### Proposition 9 – State of Texas

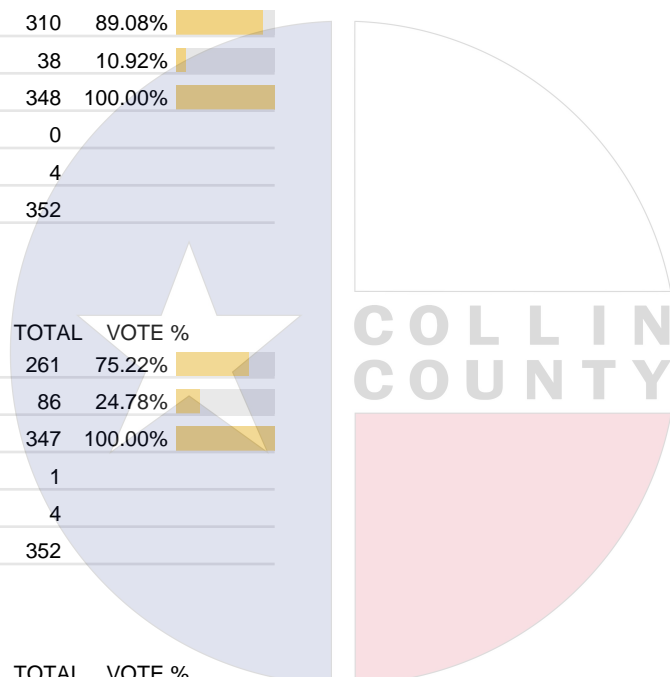
Vote For 1

	TOTAL	VOTE %	
For	249	72.17%	
Against	96	27.83%	
Total Votes Cast	345	100.00%	
Overvotes	0		
Undervotes	7		
Contest Totals	352		

### Proposition 10 – State of Texas

Vote For 1

	TOTAL	VOTE %	
For	307	88.47%	
Against	40	11.53%	
Total Votes Cast	347	100.00%	
Overvotes	1		
Undervotes	4		
Contest Totals	352		



Collin County Seal  
 Watermark Seal for Collin County.  
 Collin County Government

## PCT 177

### Proposition 11 – State of Texas

Vote For 1

	TOTAL	VOTE %	
For	266	76.66%	
Against	81	23.34%	
Total Votes Cast	347	100.00%	
Overvotes	1		
Undervotes	4		
Contest Totals	352		

### Proposition 12 – State of Texas

Vote For 1

	TOTAL	VOTE %	
For	219	63.11%	
Against	128	36.89%	
Total Votes Cast	347	100.00%	
Overvotes	0		
Undervotes	5		
Contest Totals	352		

### Proposition 13 – State of Texas

Vote For 1

	TOTAL	VOTE %	
For	284	81.84%	
Against	63	18.16%	
Total Votes Cast	347	100.00%	
Overvotes	0		
Undervotes	5		
Contest Totals	352		

### Proposition 14 – State of Texas

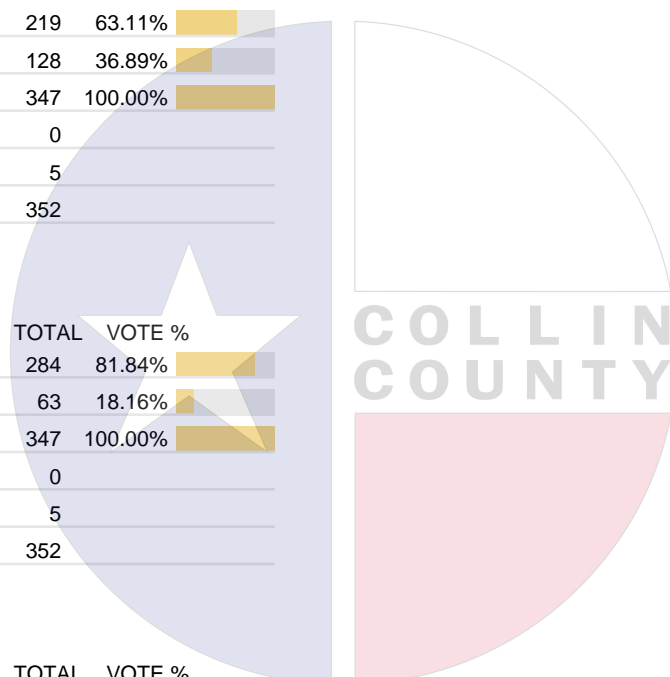
Vote For 1

	TOTAL	VOTE %	
For	230	66.09%	
Against	118	33.91%	
Total Votes Cast	348	100.00%	
Overvotes	0		
Undervotes	4		
Contest Totals	352		

### Proposition 15 – State of Texas

Vote For 1

	TOTAL	VOTE %	
For	237	68.30%	
Against	110	31.70%	
Total Votes Cast	347	100.00%	
Overvotes	0		
Undervotes	5		
Contest Totals	352		



Collin County Seal  
 Watermark Seal for Collin County.  
 Collin County Government

## PCT 177

### Proposition 16 – State of Texas

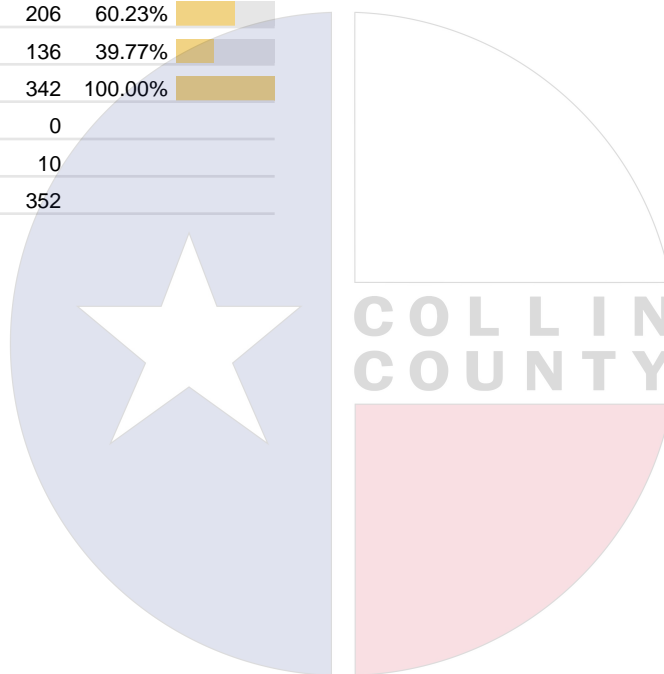
Vote For 1

	TOTAL	VOTE %	
For	249	71.55%	
Against	99	28.45%	
Total Votes Cast	348	100.00%	
Overvotes	0		
Undervotes	4		
Contest Totals	352		

### Proposition 17 – State of Texas

Vote For 1

	TOTAL	VOTE %	
For	206	60.23%	
Against	136	39.77%	
Total Votes Cast	342	100.00%	
Overvotes	0		
Undervotes	10		
Contest Totals	352		



Collin County Seal  
 Watermark Seal for Collin County.  
 Collin County Government

## PCT 178

### Proposition 1 – State of Texas

Vote For 1

	TOTAL	VOTE %	
For	321	70.24%	
Against	136	29.76%	
Total Votes Cast	457	100.00%	
Overvotes	0		
Undervotes	11		
Contest Totals	468		

### Proposition 2 – State of Texas

Vote For 1

	TOTAL	VOTE %	
For	350	75.76%	
Against	112	24.24%	
Total Votes Cast	462	100.00%	
Overvotes	0		
Undervotes	6		
Contest Totals	468		

### Proposition 3 – State of Texas

Vote For 1

	TOTAL	VOTE %	
For	318	68.24%	
Against	148	31.76%	
Total Votes Cast	466	100.00%	
Overvotes	0		
Undervotes	2		
Contest Totals	468		

### Proposition 4 – State of Texas

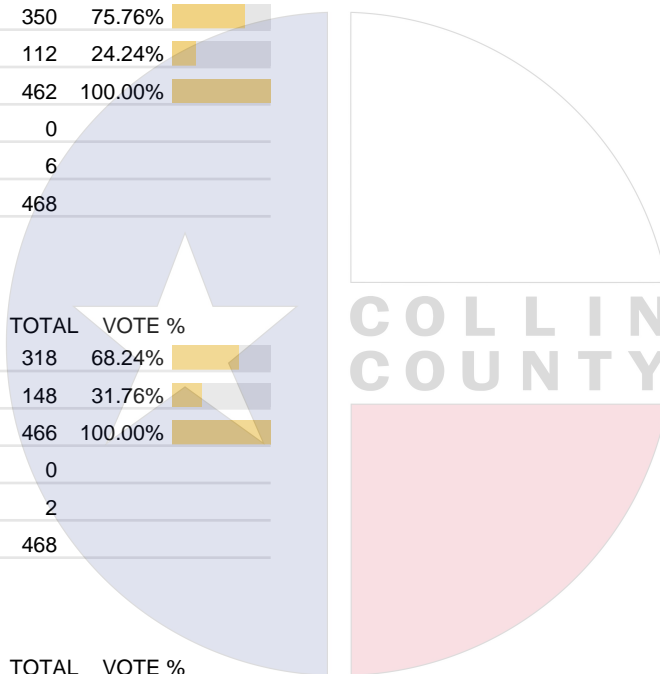
Vote For 1

	TOTAL	VOTE %	
For	347	75.43%	
Against	113	24.57%	
Total Votes Cast	460	100.00%	
Overvotes	0		
Undervotes	8		
Contest Totals	468		

### Proposition 5 – State of Texas

Vote For 1

	TOTAL	VOTE %	
For	316	70.07%	
Against	135	29.93%	
Total Votes Cast	451	100.00%	
Overvotes	0		
Undervotes	17		
Contest Totals	468		



Collin County Seal  
 Watermark Seal for Collin County.  
 Collin County Government

**PCT 178**

**Proposition 6 – State of Texas**

Vote For 1

	TOTAL	VOTE %	
For	272	60.58%	
Against	177	39.42%	
Total Votes Cast	449	100.00%	
Overvotes	1		
Undervotes	18		
Contest Totals	468		

**Proposition 7 – State of Texas**

Vote For 1

	TOTAL	VOTE %	
For	429	92.66%	
Against	34	7.34%	
Total Votes Cast	463	100.00%	
Overvotes	0		
Undervotes	5		
Contest Totals	468		

**Proposition 8 – State of Texas**

Vote For 1

	TOTAL	VOTE %	
For	381	81.76%	
Against	85	18.24%	
Total Votes Cast	466	100.00%	
Overvotes	0		
Undervotes	2		
Contest Totals	468		

**Proposition 9 – State of Texas**

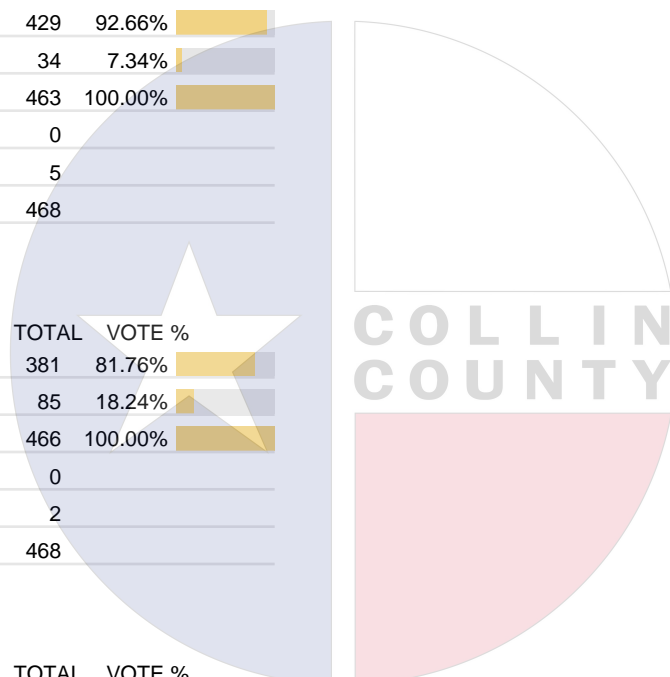
Vote For 1

	TOTAL	VOTE %	
For	336	73.52%	
Against	121	26.48%	
Total Votes Cast	457	100.00%	
Overvotes	0		
Undervotes	11		
Contest Totals	468		

**Proposition 10 – State of Texas**

Vote For 1

	TOTAL	VOTE %	
For	429	92.46%	
Against	35	7.54%	
Total Votes Cast	464	100.00%	
Overvotes	0		
Undervotes	4		
Contest Totals	468		



Collin County Seal  
 Watermark Seal for Collin County.  
 Collin County Government

## PCT 178

### Proposition 11 – State of Texas

Vote For 1

	TOTAL	VOTE %	
For	382	82.33%	
Against	82	17.67%	
Total Votes Cast	464	100.00%	
Overvotes	1		
Undervotes	3		
Contest Totals	468		

### Proposition 12 – State of Texas

Vote For 1

	TOTAL	VOTE %	
For	316	69.91%	
Against	136	30.09%	
Total Votes Cast	452	100.00%	
Overvotes	0		
Undervotes	16		
Contest Totals	468		

### Proposition 13 – State of Texas

Vote For 1

	TOTAL	VOTE %	
For	402	86.45%	
Against	63	13.55%	
Total Votes Cast	465	100.00%	
Overvotes	0		
Undervotes	3		
Contest Totals	468		

### Proposition 14 – State of Texas

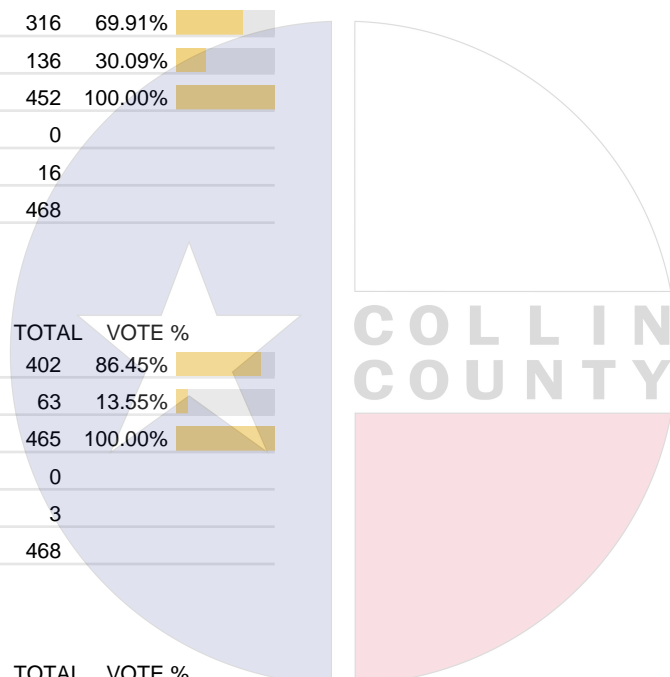
Vote For 1

	TOTAL	VOTE %	
For	304	66.67%	
Against	152	33.33%	
Total Votes Cast	456	100.00%	
Overvotes	0		
Undervotes	12		
Contest Totals	468		

### Proposition 15 – State of Texas

Vote For 1

	TOTAL	VOTE %	
For	352	75.54%	
Against	114	24.46%	
Total Votes Cast	466	100.00%	
Overvotes	0		
Undervotes	2		
Contest Totals	468		



Collin County Seal  
 Watermark Seal for Collin County.  
 Collin County Government

## PCT 178

### Proposition 16 – State of Texas

Vote For 1

	TOTAL	VOTE %	
For	363	78.23%	
Against	101	21.77%	
Total Votes Cast	464	100.00%	
Overvotes	0		
Undervotes	4		
Contest Totals	468		

### Proposition 17 – State of Texas

Vote For 1

	TOTAL	VOTE %	
For	299	65.86%	
Against	155	34.14%	
Total Votes Cast	454	100.00%	
Overvotes	0		
Undervotes	14		
Contest Totals	468		

### Proposition – Collin County ESD, No. 1

Vote For 1

	TOTAL	VOTE %	
For	0		
Against	0		
Total Votes Cast	0		
Overvotes	0		
Undervotes	0		
Contest Totals	0		

### Proposition A – Town of Prosper

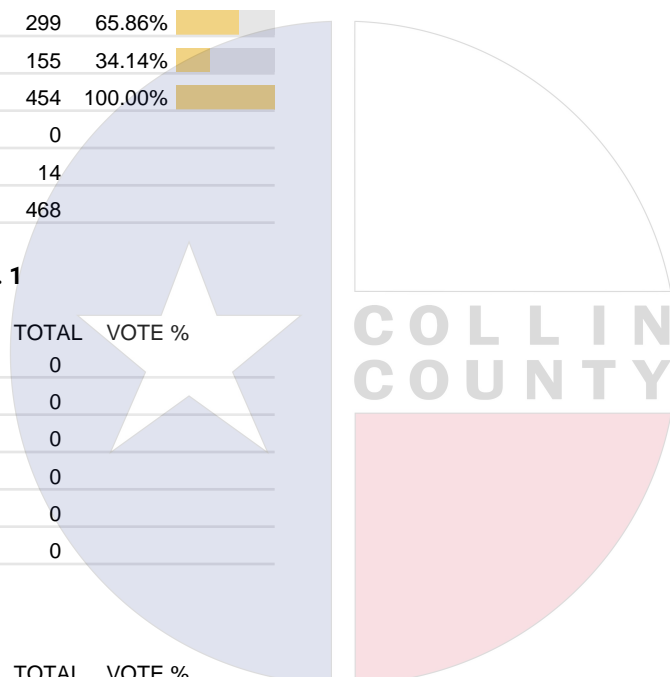
Vote For 1

	TOTAL	VOTE %	
For	261	56.25%	
Against	203	43.75%	
Total Votes Cast	464	100.00%	
Overvotes	1		
Undervotes	3		
Contest Totals	468		

### Proposition B – Town of Prosper

Vote For 1

	TOTAL	VOTE %	
For	209	45.24%	
Against	253	54.76%	
Total Votes Cast	462	100.00%	
Overvotes	0		
Undervotes	6		
Contest Totals	468		



Collin County Seal  
 Watermark Seal for Collin County.  
 Collin County Government

**PCT 178**

**Proposition C – Town of Prosper**

Vote For 1

	TOTAL	VOTE %	
For	196	42.52%	
Against	265	57.48%	
Total Votes Cast	461	100.00%	
Overvotes	0		
Undervotes	7		
Contest Totals	468		

**Proposition D – Town of Prosper**

Vote For 1

	TOTAL	VOTE %	
For	228	49.35%	
Against	234	50.65%	
Total Votes Cast	462	100.00%	
Overvotes	0		
Undervotes	6		
Contest Totals	468		

**Proposition E – Town of Prosper**

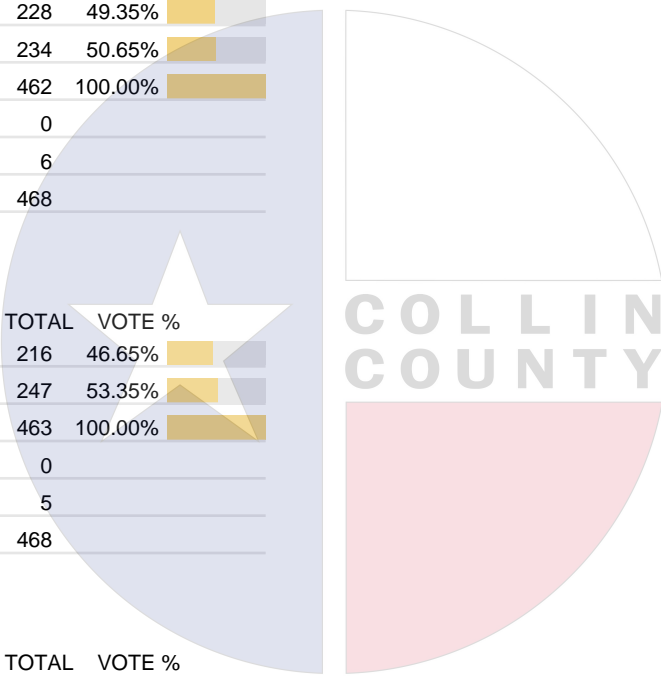
Vote For 1

	TOTAL	VOTE %	
For	216	46.65%	
Against	247	53.35%	
Total Votes Cast	463	100.00%	
Overvotes	0		
Undervotes	5		
Contest Totals	468		

**Proposition F – Town of Prosper**

Vote For 1

	TOTAL	VOTE %	
For	242	52.27%	
Against	221	47.73%	
Total Votes Cast	463	100.00%	
Overvotes	0		
Undervotes	5		
Contest Totals	468		



Collin County Seal  
 Watermark Seal for Collin County.  
 Collin County Government

## PCT 179

### Proposition 1 – State of Texas

Vote For 1

	TOTAL	VOTE %	
For	943	74.49%	
Against	323	25.51%	
Total Votes Cast	1,266	100.00%	
Overvotes	4		
Undervotes	24		
Contest Totals	1,294		

### Proposition 2 – State of Texas

Vote For 1

	TOTAL	VOTE %	
For	1,040	81.06%	
Against	243	18.94%	
Total Votes Cast	1,283	100.00%	
Overvotes	0		
Undervotes	11		
Contest Totals	1,294		

### Proposition 3 – State of Texas

Vote For 1

	TOTAL	VOTE %	
For	949	74.14%	
Against	331	25.86%	
Total Votes Cast	1,280	100.00%	
Overvotes	0		
Undervotes	14		
Contest Totals	1,294		

### Proposition 4 – State of Texas

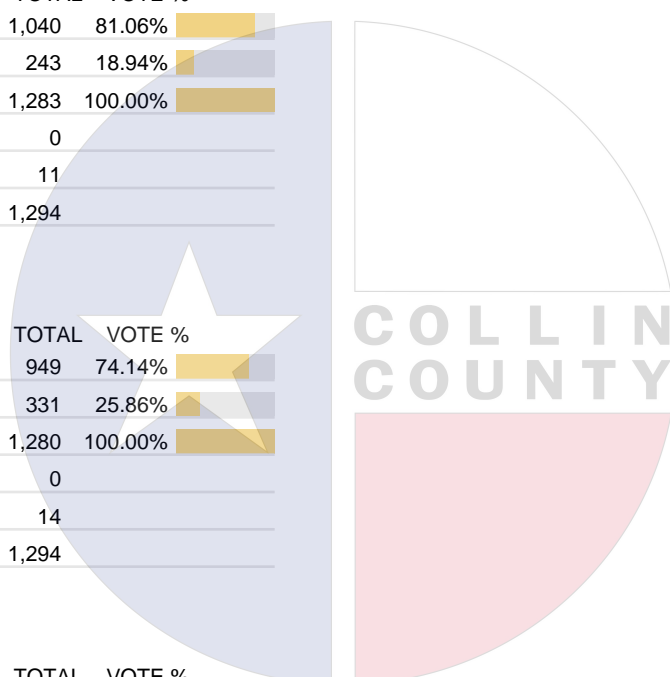
Vote For 1

	TOTAL	VOTE %	
For	1,000	78.68%	
Against	271	21.32%	
Total Votes Cast	1,271	100.00%	
Overvotes	1		
Undervotes	22		
Contest Totals	1,294		

### Proposition 5 – State of Texas

Vote For 1

	TOTAL	VOTE %	
For	1,033	81.72%	
Against	231	18.28%	
Total Votes Cast	1,264	100.00%	
Overvotes	0		
Undervotes	30		
Contest Totals	1,294		



Collin County Seal  
 Watermark Seal for Collin County.  
 Collin County Government

## PCT 179

### Proposition 6 – State of Texas

Vote For 1

	TOTAL	VOTE %	
For	899	71.07%	
Against	366	28.93%	
Total Votes Cast	1,265	100.00%	
Overvotes	0		
Undervotes	29		
Contest Totals	1,294		

### Proposition 7 – State of Texas

Vote For 1

	TOTAL	VOTE %	
For	1,164	91.08%	
Against	114	8.92%	
Total Votes Cast	1,278	100.00%	
Overvotes	1		
Undervotes	15		
Contest Totals	1,294		

### Proposition 8 – State of Texas

Vote For 1

	TOTAL	VOTE %	
For	1,074	83.84%	
Against	207	16.16%	
Total Votes Cast	1,281	100.00%	
Overvotes	0		
Undervotes	13		
Contest Totals	1,294		

### Proposition 9 – State of Texas

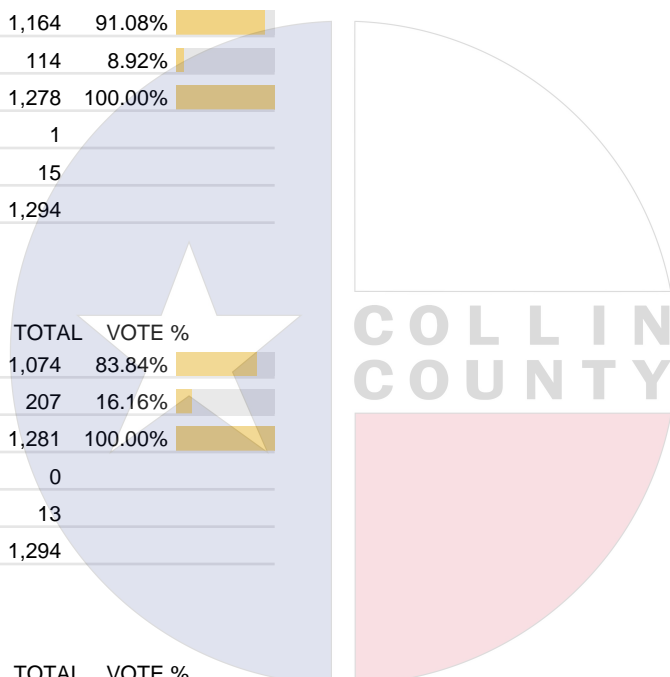
Vote For 1

	TOTAL	VOTE %	
For	1,041	81.52%	
Against	236	18.48%	
Total Votes Cast	1,277	100.00%	
Overvotes	1		
Undervotes	16		
Contest Totals	1,294		

### Proposition 10 – State of Texas

Vote For 1

	TOTAL	VOTE %	
For	1,177	91.45%	
Against	110	8.55%	
Total Votes Cast	1,287	100.00%	
Overvotes	0		
Undervotes	7		
Contest Totals	1,294		



Collin County Seal  
 Watermark Seal for Collin County.  
 Collin County Government

## PCT 179

### Proposition 11 – State of Texas

Vote For 1

	TOTAL	VOTE %	
For	1,139	88.43%	
Against	149	11.57%	
Total Votes Cast	1,288	100.00%	
Overvotes	0		
Undervotes	6		
Contest Totals	1,294		

### Proposition 12 – State of Texas

Vote For 1

	TOTAL	VOTE %	
For	880	69.35%	
Against	389	30.65%	
Total Votes Cast	1,269	100.00%	
Overvotes	0		
Undervotes	25		
Contest Totals	1,294		

### Proposition 13 – State of Texas

Vote For 1

	TOTAL	VOTE %	
For	1,193	92.77%	
Against	93	7.23%	
Total Votes Cast	1,286	100.00%	
Overvotes	1		
Undervotes	7		
Contest Totals	1,294		

### Proposition 14 – State of Texas

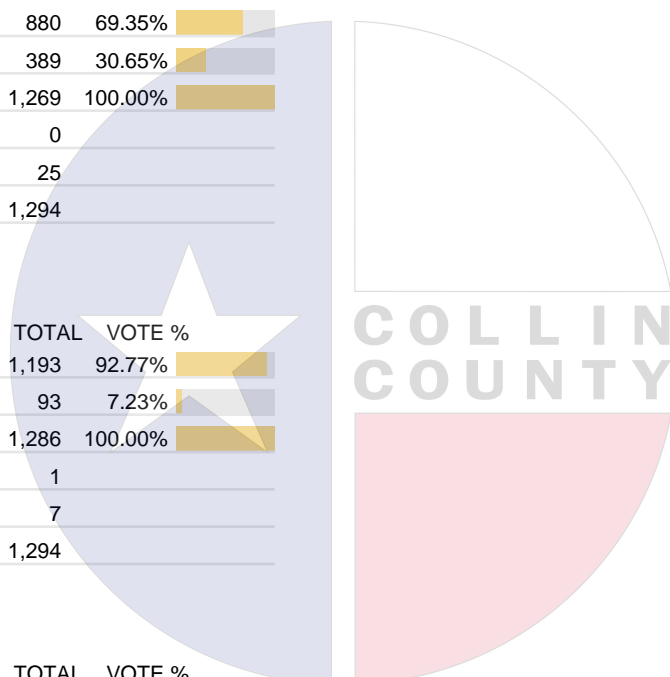
Vote For 1

	TOTAL	VOTE %	
For	921	72.41%	
Against	351	27.59%	
Total Votes Cast	1,272	100.00%	
Overvotes	2		
Undervotes	20		
Contest Totals	1,294		

### Proposition 15 – State of Texas

Vote For 1

	TOTAL	VOTE %	
For	983	77.28%	
Against	289	22.72%	
Total Votes Cast	1,272	100.00%	
Overvotes	0		
Undervotes	22		
Contest Totals	1,294		



Collin County Seal  
 Watermark Seal for Collin County.  
 Collin County Government

## PCT 179

### Proposition 16 – State of Texas

Vote For 1

	TOTAL	VOTE %	
For	1,040	81.50%	
Against	236	18.50%	
Total Votes Cast	1,276	100.00%	
Overvotes	1		
Undervotes	17		
Contest Totals	1,294		

### Proposition 17 – State of Texas

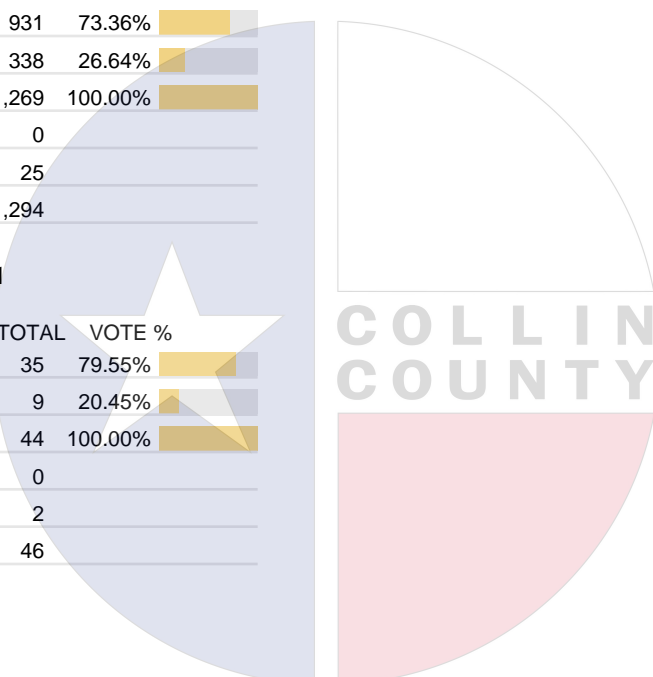
Vote For 1

	TOTAL	VOTE %	
For	931	73.36%	
Against	338	26.64%	
Total Votes Cast	1,269	100.00%	
Overvotes	0		
Undervotes	25		
Contest Totals	1,294		

### Proposition – Collin County ESD, No. 1

Vote For 1

	TOTAL	VOTE %	
For	35	79.55%	
Against	9	20.45%	
Total Votes Cast	44	100.00%	
Overvotes	0		
Undervotes	2		
Contest Totals	46		



Collin County Seal  
 Watermark Seal for Collin County.  
 Collin County Government

## PCT 180

### Proposition 1 – State of Texas

Vote For 1

	TOTAL	VOTE %	
For	300	72.82%	
Against	112	27.18%	
Total Votes Cast	412	100.00%	
Overvotes	1		
Undervotes	5		
Contest Totals	418		

### Proposition 2 – State of Texas

Vote For 1

	TOTAL	VOTE %	
For	272	65.54%	
Against	143	34.46%	
Total Votes Cast	415	100.00%	
Overvotes	0		
Undervotes	3		
Contest Totals	418		

### Proposition 3 – State of Texas

Vote For 1

	TOTAL	VOTE %	
For	227	55.10%	
Against	185	44.90%	
Total Votes Cast	412	100.00%	
Overvotes	0		
Undervotes	6		
Contest Totals	418		

### Proposition 4 – State of Texas

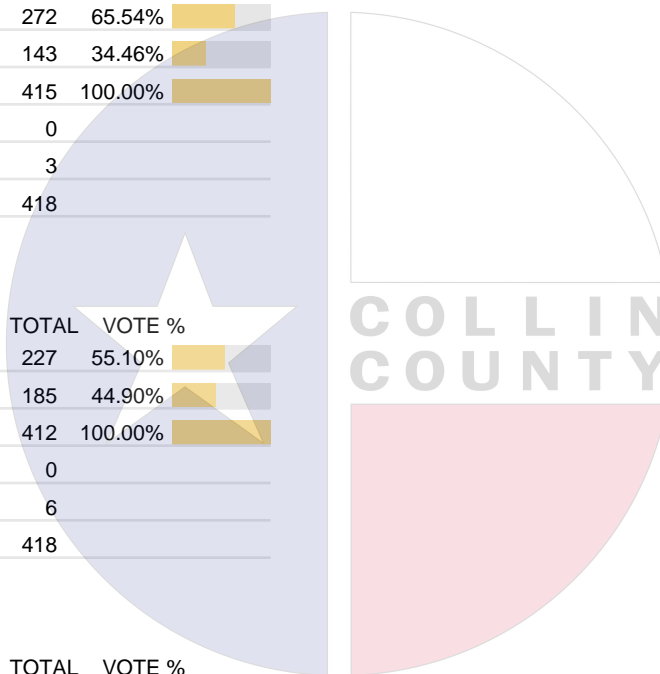
Vote For 1

	TOTAL	VOTE %	
For	307	74.33%	
Against	106	25.67%	
Total Votes Cast	413	100.00%	
Overvotes	0		
Undervotes	5		
Contest Totals	418		

### Proposition 5 – State of Texas

Vote For 1

	TOTAL	VOTE %	
For	252	62.07%	
Against	154	37.93%	
Total Votes Cast	406	100.00%	
Overvotes	0		
Undervotes	12		
Contest Totals	418		



Collin County Seal  
 Watermark Seal for Collin County.  
 Collin County Government

## PCT 180

### Proposition 6 – State of Texas

Vote For 1

	TOTAL	VOTE %	
For	213	51.82%	
Against	198	48.18%	
Total Votes Cast	411	100.00%	
Overvotes	0		
Undervotes	7		
Contest Totals	418		

### Proposition 7 – State of Texas

Vote For 1

	TOTAL	VOTE %	
For	363	87.89%	
Against	50	12.11%	
Total Votes Cast	413	100.00%	
Overvotes	0		
Undervotes	5		
Contest Totals	418		

### Proposition 8 – State of Texas

Vote For 1

	TOTAL	VOTE %	
For	290	69.88%	
Against	125	30.12%	
Total Votes Cast	415	100.00%	
Overvotes	0		
Undervotes	3		
Contest Totals	418		

### Proposition 9 – State of Texas

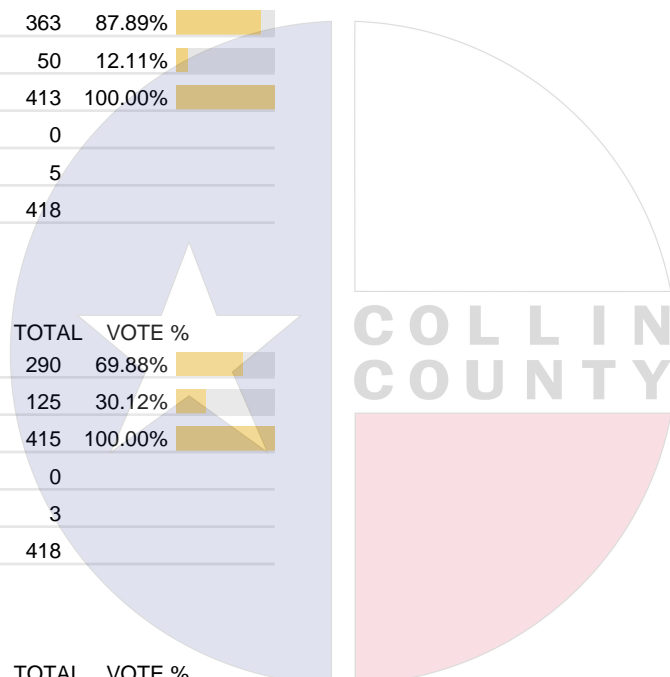
Vote For 1

	TOTAL	VOTE %	
For	274	66.34%	
Against	139	33.66%	
Total Votes Cast	413	100.00%	
Overvotes	0		
Undervotes	5		
Contest Totals	418		

### Proposition 10 – State of Texas

Vote For 1

	TOTAL	VOTE %	
For	376	90.82%	
Against	38	9.18%	
Total Votes Cast	414	100.00%	
Overvotes	0		
Undervotes	4		
Contest Totals	418		



Collin County Seal  
 Watermark Seal for Collin County.  
 Collin County Government

## PCT 180

### Proposition 11 – State of Texas

Vote For 1

	TOTAL	VOTE %	
For	326	78.55%	
Against	89	21.45%	
Total Votes Cast	415	100.00%	
Overvotes	0		
Undervotes	3		
Contest Totals	418		

### Proposition 12 – State of Texas

Vote For 1

	TOTAL	VOTE %	
For	238	58.05%	
Against	172	41.95%	
Total Votes Cast	410	100.00%	
Overvotes	0		
Undervotes	8		
Contest Totals	418		

### Proposition 13 – State of Texas

Vote For 1

	TOTAL	VOTE %	
For	331	79.95%	
Against	83	20.05%	
Total Votes Cast	414	100.00%	
Overvotes	0		
Undervotes	4		
Contest Totals	418		

### Proposition 14 – State of Texas

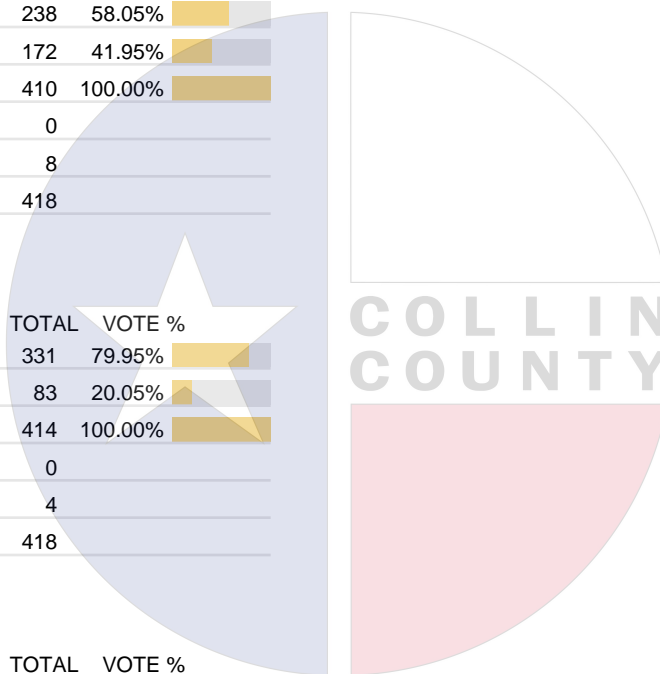
Vote For 1

	TOTAL	VOTE %	
For	269	64.66%	
Against	147	35.34%	
Total Votes Cast	416	100.00%	
Overvotes	0		
Undervotes	2		
Contest Totals	418		

### Proposition 15 – State of Texas

Vote For 1

	TOTAL	VOTE %	
For	275	66.27%	
Against	140	33.73%	
Total Votes Cast	415	100.00%	
Overvotes	0		
Undervotes	3		
Contest Totals	418		



Collin County Seal  
 Watermark Seal for Collin County.  
 Collin County Government

## PCT 180

### Proposition 16 – State of Texas

Vote For 1

	TOTAL	VOTE %	
For	270	65.22%	
Against	144	34.78%	
Total Votes Cast	414	100.00%	
Overvotes	0		
Undervotes	4		
Contest Totals	418		

### Proposition 17 – State of Texas

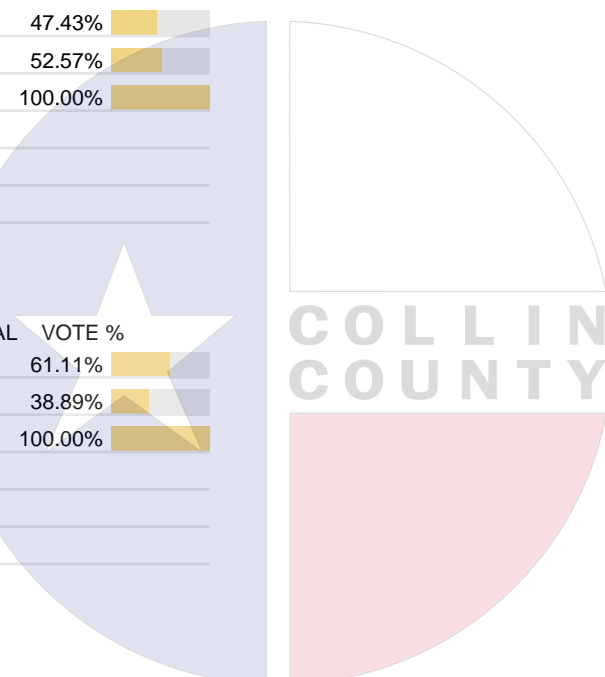
Vote For 1

	TOTAL	VOTE %	
For	194	47.43%	
Against	215	52.57%	
Total Votes Cast	409	100.00%	
Overvotes	0		
Undervotes	9		
Contest Totals	418		

### Proposition – Collin County ESD, No. 1

Vote For 1

	TOTAL	VOTE %	
For	11	61.11%	
Against	7	38.89%	
Total Votes Cast	18	100.00%	
Overvotes	0		
Undervotes	0		
Contest Totals	18		



Collin County Seal  
 Watermark Seal for Collin County.  
 Collin County Government

## PCT 181

### Proposition 1 – State of Texas

Vote For 1

	TOTAL	VOTE %	
For	250	68.49%	
Against	115	31.51%	
Total Votes Cast	365	100.00%	
Overvotes	0		
Undervotes	5		
Contest Totals	370		

### Proposition 2 – State of Texas

Vote For 1

	TOTAL	VOTE %	
For	274	74.66%	
Against	93	25.34%	
Total Votes Cast	367	100.00%	
Overvotes	0		
Undervotes	3		
Contest Totals	370		

### Proposition 3 – State of Texas

Vote For 1

	TOTAL	VOTE %	
For	236	64.48%	
Against	130	35.52%	
Total Votes Cast	366	100.00%	
Overvotes	1		
Undervotes	3		
Contest Totals	370		

### Proposition 4 – State of Texas

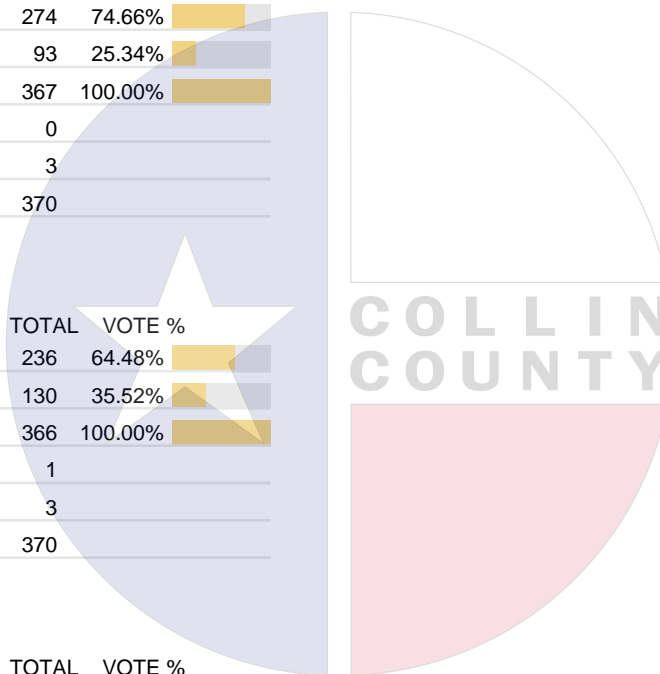
Vote For 1

	TOTAL	VOTE %	
For	250	68.68%	
Against	114	31.32%	
Total Votes Cast	364	100.00%	
Overvotes	0		
Undervotes	6		
Contest Totals	370		

### Proposition 5 – State of Texas

Vote For 1

	TOTAL	VOTE %	
For	269	74.52%	
Against	92	25.48%	
Total Votes Cast	361	100.00%	
Overvotes	0		
Undervotes	9		
Contest Totals	370		



Collin County Seal  
 Watermark Seal for Collin County.  
 Collin County Government

## PCT 181

### Proposition 6 – State of Texas

Vote For 1

	TOTAL	VOTE %	
For	227	62.88%	
Against	134	37.12%	
Total Votes Cast	361	100.00%	
Overvotes	0		
Undervotes	9		
Contest Totals	370		

### Proposition 7 – State of Texas

Vote For 1

	TOTAL	VOTE %	
For	331	90.19%	
Against	36	9.81%	
Total Votes Cast	367	100.00%	
Overvotes	0		
Undervotes	3		
Contest Totals	370		

### Proposition 8 – State of Texas

Vote For 1

	TOTAL	VOTE %	
For	297	80.71%	
Against	71	19.29%	
Total Votes Cast	368	100.00%	
Overvotes	0		
Undervotes	2		
Contest Totals	370		

### Proposition 9 – State of Texas

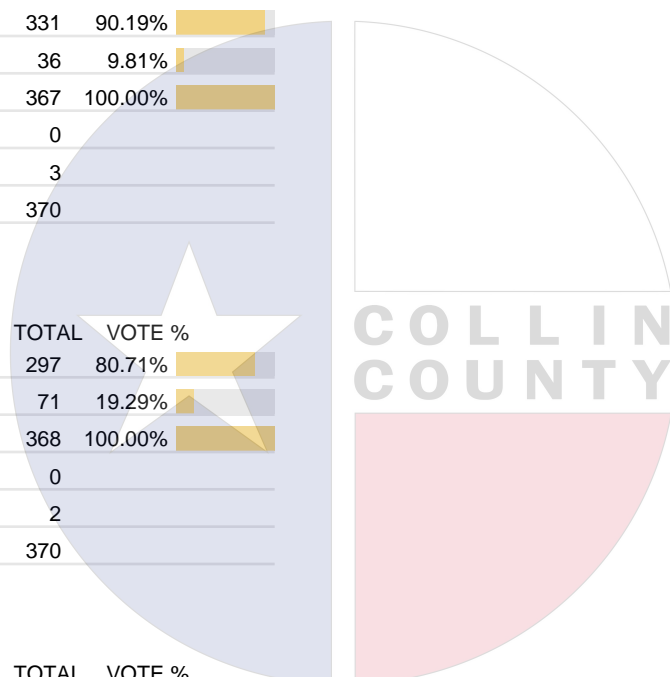
Vote For 1

	TOTAL	VOTE %	
For	267	73.15%	
Against	98	26.85%	
Total Votes Cast	365	100.00%	
Overvotes	0		
Undervotes	5		
Contest Totals	370		

### Proposition 10 – State of Texas

Vote For 1

	TOTAL	VOTE %	
For	332	90.71%	
Against	34	9.29%	
Total Votes Cast	366	100.00%	
Overvotes	0		
Undervotes	4		
Contest Totals	370		



Collin County Seal  
 Watermark Seal for Collin County.  
 Collin County Government

## PCT 181

### Proposition 11 – State of Texas

Vote For 1

	TOTAL	VOTE %	
For	297	80.93%	
Against	70	19.07%	
Total Votes Cast	367	100.00%	
Overvotes	0		
Undervotes	3		
Contest Totals	370		

### Proposition 12 – State of Texas

Vote For 1

	TOTAL	VOTE %	
For	263	72.05%	
Against	102	27.95%	
Total Votes Cast	365	100.00%	
Overvotes	0		
Undervotes	5		
Contest Totals	370		

### Proposition 13 – State of Texas

Vote For 1

	TOTAL	VOTE %	
For	320	86.96%	
Against	48	13.04%	
Total Votes Cast	368	100.00%	
Overvotes	0		
Undervotes	2		
Contest Totals	370		

### Proposition 14 – State of Texas

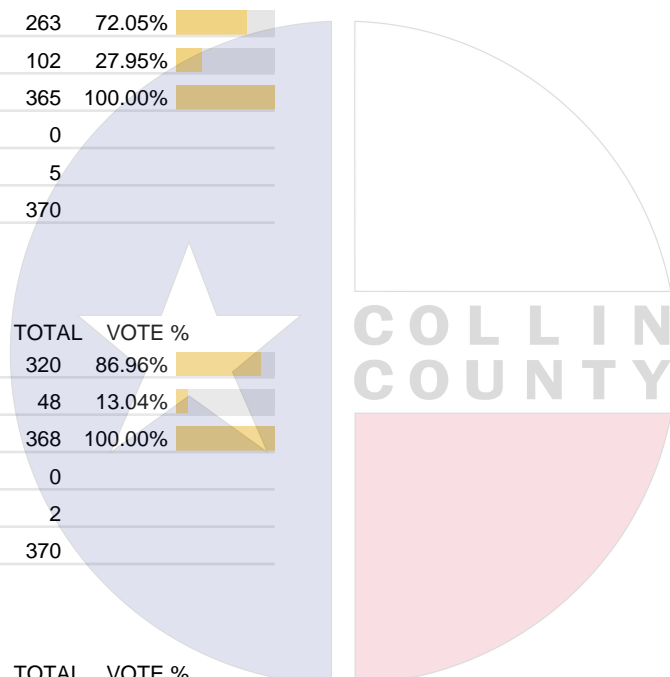
Vote For 1

	TOTAL	VOTE %	
For	245	66.58%	
Against	123	33.42%	
Total Votes Cast	368	100.00%	
Overvotes	0		
Undervotes	2		
Contest Totals	370		

### Proposition 15 – State of Texas

Vote For 1

	TOTAL	VOTE %	
For	286	77.51%	
Against	83	22.49%	
Total Votes Cast	369	100.00%	
Overvotes	0		
Undervotes	1		
Contest Totals	370		



Collin County Seal  
 Watermark Seal for Collin County.  
 Collin County Government

## PCT 181

### Proposition 16 – State of Texas

Vote For 1

	TOTAL	VOTE %	
For	291	79.08%	
Against	77	20.92%	
Total Votes Cast	368	100.00%	
Overvotes	1		
Undervotes	1		
Contest Totals	370		

### Proposition 17 – State of Texas

Vote For 1

	TOTAL	VOTE %	
For	241	66.57%	
Against	121	33.43%	
Total Votes Cast	362	100.00%	
Overvotes	1		
Undervotes	7		
Contest Totals	370		

### Proposition – Collin County ESD, No. 1

Vote For 1

	TOTAL	VOTE %	
For	0		
Against	0		
Total Votes Cast	0		
Overvotes	0		
Undervotes	0		
Contest Totals	0		

### Proposition A – City of Anna

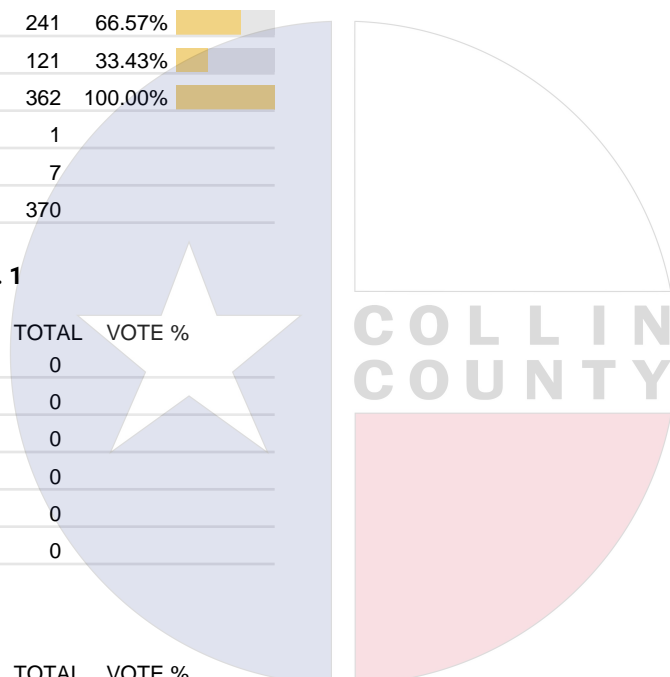
Vote For 1

	TOTAL	VOTE %	
For	190	80.85%	
Against	45	19.15%	
Total Votes Cast	235	100.00%	
Overvotes	0		
Undervotes	6		
Contest Totals	241		

### Proposition B – City of Anna

Vote For 1

	TOTAL	VOTE %	
For	205	88.36%	
Against	27	11.64%	
Total Votes Cast	232	100.00%	
Overvotes	0		
Undervotes	9		
Contest Totals	241		



Collin County Seal  
 Watermark Seal for Collin County.  
 Collin County Government

## PCT 181

### Proposition C – City of Anna

Vote For 1

	TOTAL	VOTE %	
For	101	43.16%	
Against	133	56.84%	
Total Votes Cast	234	100.00%	
Overvotes	0		
Undervotes	7		
Contest Totals	241		

### Proposition D – City of Anna

Vote For 1

	TOTAL	VOTE %	
For	226	96.17%	
Against	9	3.83%	
Total Votes Cast	235	100.00%	
Overvotes	0		
Undervotes	6		
Contest Totals	241		

### Proposition E – City of Anna

Vote For 1

	TOTAL	VOTE %	
For	123	52.34%	
Against	112	47.66%	
Total Votes Cast	235	100.00%	
Overvotes	0		
Undervotes	6		
Contest Totals	241		

### Proposition F – City of Anna

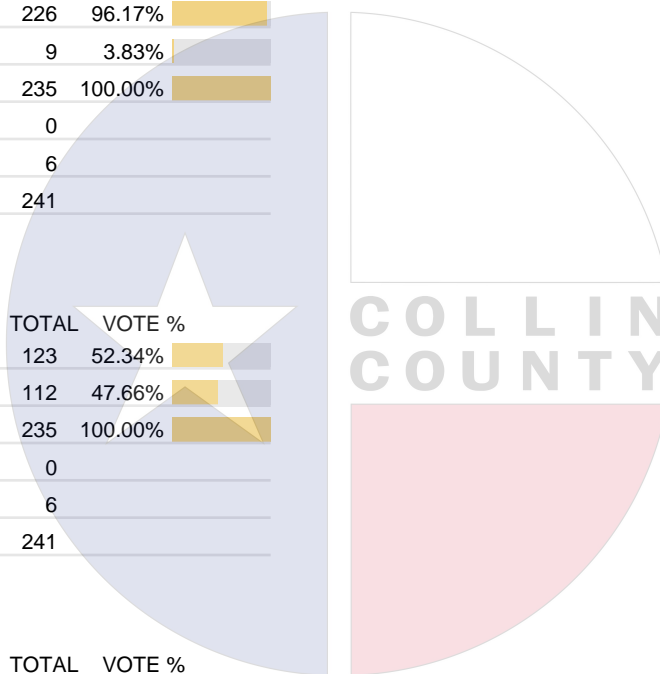
Vote For 1

	TOTAL	VOTE %	
For	189	81.47%	
Against	43	18.53%	
Total Votes Cast	232	100.00%	
Overvotes	1		
Undervotes	8		
Contest Totals	241		

### Proposition G – City of Anna

Vote For 1

	TOTAL	VOTE %	
For	178	77.06%	
Against	53	22.94%	
Total Votes Cast	231	100.00%	
Overvotes	0		
Undervotes	10		
Contest Totals	241		



Collin County Seal  
 Watermark Seal for Collin County.  
 Collin County Government

## PCT 181

### Proposition H – City of Anna

Vote For 1

	TOTAL	VOTE %	
For	78	33.33%	
Against	156	66.67%	
Total Votes Cast	234	100.00%	
Overvotes	0		
Undervotes	7		
Contest Totals	241		

### Proposition I – City of Anna

Vote For 1

	TOTAL	VOTE %	
For	177	75.97%	
Against	56	24.03%	
Total Votes Cast	233	100.00%	
Overvotes	0		
Undervotes	8		
Contest Totals	241		

### Proposition J – City of Anna

Vote For 1

	TOTAL	VOTE %	
For	225	95.74%	
Against	10	4.26%	
Total Votes Cast	235	100.00%	
Overvotes	0		
Undervotes	6		
Contest Totals	241		

### Proposition K – City of Anna

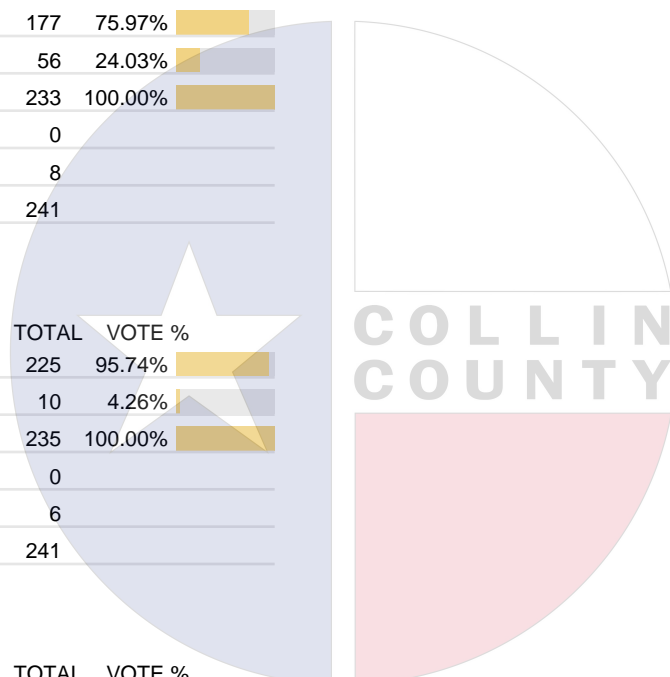
Vote For 1

	TOTAL	VOTE %	
For	65	27.78%	
Against	169	72.22%	
Total Votes Cast	234	100.00%	
Overvotes	0		
Undervotes	7		
Contest Totals	241		

### Proposition L – City of Anna

Vote For 1

	TOTAL	VOTE %	
For	161	69.40%	
Against	71	30.60%	
Total Votes Cast	232	100.00%	
Overvotes	0		
Undervotes	9		
Contest Totals	241		



Collin County Seal  
 Watermark Seal for Collin County.  
 Collin County Government

## PCT 181

### Proposition M – City of Anna

Vote For 1

	TOTAL	VOTE %	
For	203	86.75%	
Against	31	13.25%	
Total Votes Cast	234	100.00%	
Overvotes	0		
Undervotes	7		
Contest Totals	241		

### Proposition N – City of Anna

Vote For 1

	TOTAL	VOTE %	
For	81	35.06%	
Against	150	64.94%	
Total Votes Cast	231	100.00%	
Overvotes	0		
Undervotes	10		
Contest Totals	241		

### Proposition O – City of Anna

Vote For 1

	TOTAL	VOTE %	
For	220	93.62%	
Against	15	6.38%	
Total Votes Cast	235	100.00%	
Overvotes	0		
Undervotes	6		
Contest Totals	241		

### Proposition P – City of Anna

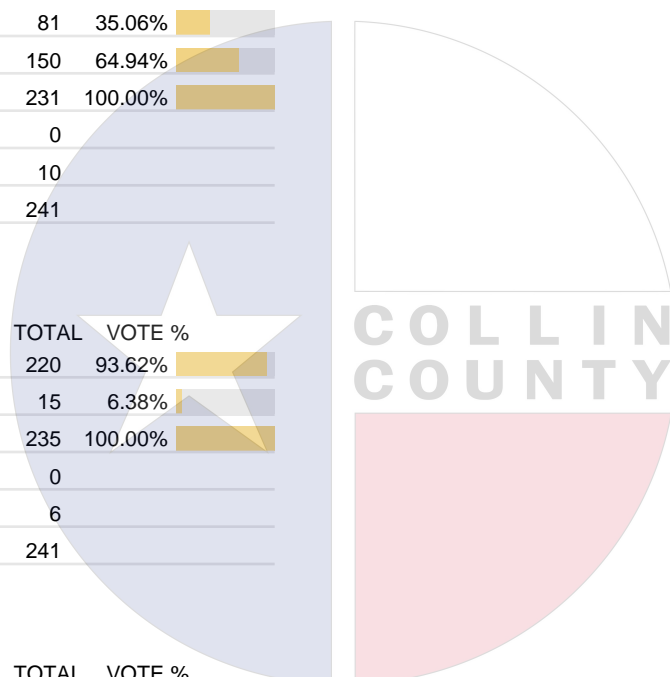
Vote For 1

	TOTAL	VOTE %	
For	78	33.48%	
Against	155	66.52%	
Total Votes Cast	233	100.00%	
Overvotes	0		
Undervotes	8		
Contest Totals	241		

### Proposition Q – City of Anna

Vote For 1

	TOTAL	VOTE %	
For	56	24.24%	
Against	175	75.76%	
Total Votes Cast	231	100.00%	
Overvotes	0		
Undervotes	10		
Contest Totals	241		



Collin County Seal  
 Watermark Seal for Collin County.  
 Collin County Government

## PCT 181

### Proposition R – City of Anna

Vote For 1

	TOTAL	VOTE %	
For	209	90.09%	
Against	23	9.91%	
Total Votes Cast	232	100.00%	
Overvotes	0		
Undervotes	9		
Contest Totals	241		

### Proposition S – City of Anna

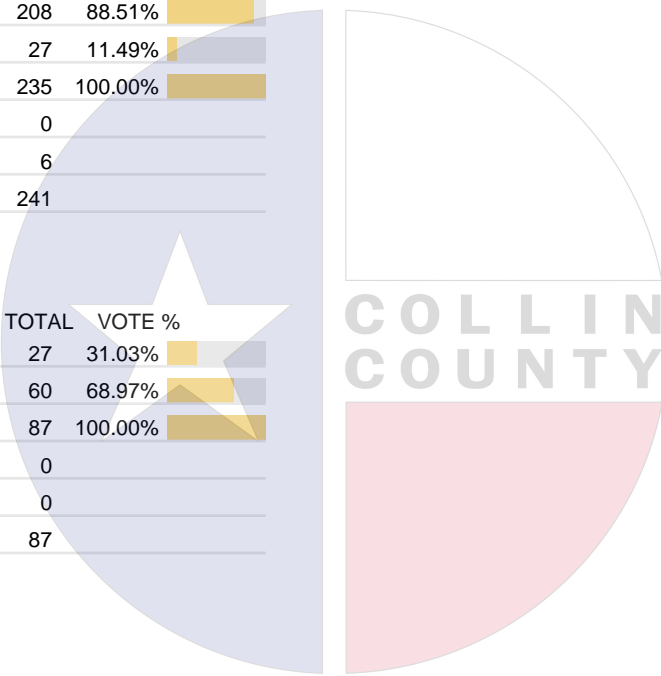
Vote For 1

	TOTAL	VOTE %	
For	208	88.51%	
Against	27	11.49%	
Total Votes Cast	235	100.00%	
Overvotes	0		
Undervotes	6		
Contest Totals	241		

### Proposition A – Van Alstyne ISD

Vote For 1

	TOTAL	VOTE %	
For	27	31.03%	
Against	60	68.97%	
Total Votes Cast	87	100.00%	
Overvotes	0		
Undervotes	0		
Contest Totals	87		



Collin County Seal  
 Watermark Seal for Collin County.  
 Collin County Government

## PCT 182

### Proposition 1 – State of Texas

Vote For 1

	TOTAL	VOTE %	
For	417	72.15%	
Against	161	27.85%	
Total Votes Cast	578	100.00%	
Overvotes	1		
Undervotes	7		
Contest Totals	586		

### Proposition 2 – State of Texas

Vote For 1

	TOTAL	VOTE %	
For	390	67.13%	
Against	191	32.87%	
Total Votes Cast	581	100.00%	
Overvotes	1		
Undervotes	4		
Contest Totals	586		

### Proposition 3 – State of Texas

Vote For 1

	TOTAL	VOTE %	
For	345	59.90%	
Against	231	40.10%	
Total Votes Cast	576	100.00%	
Overvotes	0		
Undervotes	10		
Contest Totals	586		

### Proposition 4 – State of Texas

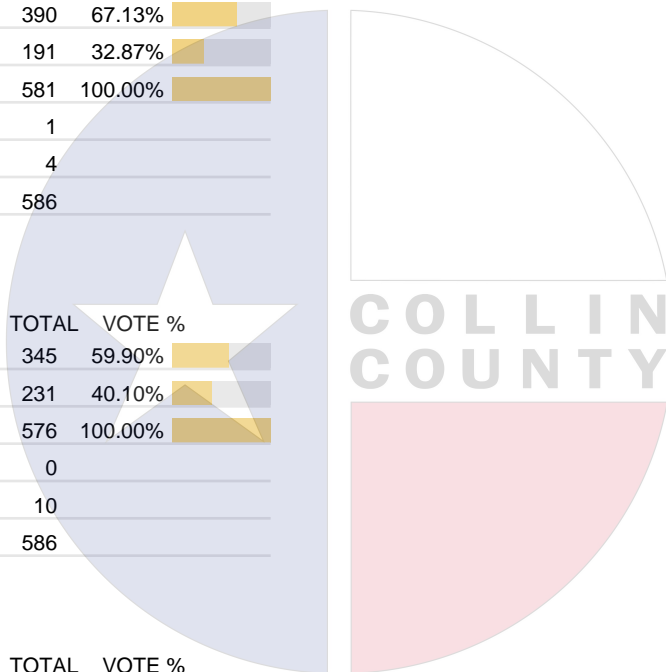
Vote For 1

	TOTAL	VOTE %	
For	443	76.78%	
Against	134	23.22%	
Total Votes Cast	577	100.00%	
Overvotes	0		
Undervotes	9		
Contest Totals	586		

### Proposition 5 – State of Texas

Vote For 1

	TOTAL	VOTE %	
For	383	67.19%	
Against	187	32.81%	
Total Votes Cast	570	100.00%	
Overvotes	0		
Undervotes	16		
Contest Totals	586		



Collin County Seal  
 Watermark Seal for Collin County.  
 Collin County Government

## PCT 182

### Proposition 6 – State of Texas

Vote For 1

	TOTAL	VOTE %	
For	313	54.62%	
Against	260	45.38%	
Total Votes Cast	573	100.00%	
Overvotes	0		
Undervotes	13		
Contest Totals	586		

### Proposition 7 – State of Texas

Vote For 1

	TOTAL	VOTE %	
For	504	87.05%	
Against	75	12.95%	
Total Votes Cast	579	100.00%	
Overvotes	0		
Undervotes	7		
Contest Totals	586		

### Proposition 8 – State of Texas

Vote For 1

	TOTAL	VOTE %	
For	407	70.17%	
Against	173	29.83%	
Total Votes Cast	580	100.00%	
Overvotes	0		
Undervotes	6		
Contest Totals	586		

### Proposition 9 – State of Texas

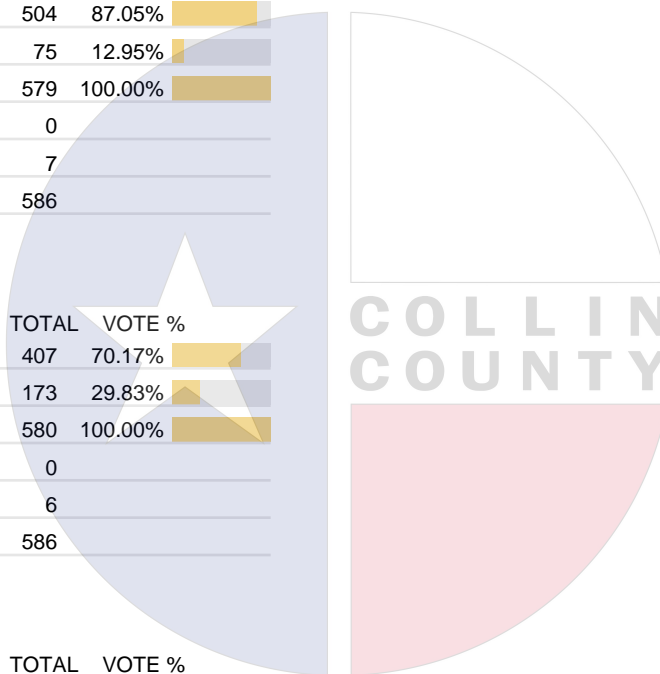
Vote For 1

	TOTAL	VOTE %	
For	384	66.90%	
Against	190	33.10%	
Total Votes Cast	574	100.00%	
Overvotes	0		
Undervotes	12		
Contest Totals	586		

### Proposition 10 – State of Texas

Vote For 1

	TOTAL	VOTE %	
For	512	88.58%	
Against	66	11.42%	
Total Votes Cast	578	100.00%	
Overvotes	0		
Undervotes	8		
Contest Totals	586		



Collin County Seal  
 Watermark Seal for Collin County.  
 Collin County Government

## PCT 182

### Proposition 11 – State of Texas

Vote For 1

	TOTAL	VOTE %	
For	450	77.45%	
Against	131	22.55%	
Total Votes Cast	581	100.00%	
Overvotes	0		
Undervotes	5		
Contest Totals	586		

### Proposition 12 – State of Texas

Vote For 1

	TOTAL	VOTE %	
For	351	60.62%	
Against	228	39.38%	
Total Votes Cast	579	100.00%	
Overvotes	0		
Undervotes	7		
Contest Totals	586		

### Proposition 13 – State of Texas

Vote For 1

	TOTAL	VOTE %	
For	481	82.79%	
Against	100	17.21%	
Total Votes Cast	581	100.00%	
Overvotes	0		
Undervotes	5		
Contest Totals	586		

### Proposition 14 – State of Texas

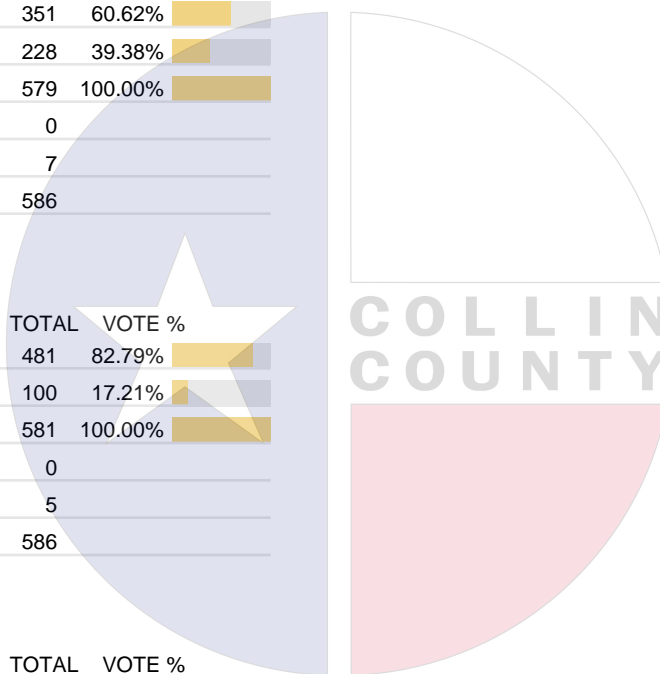
Vote For 1

	TOTAL	VOTE %	
For	419	72.24%	
Against	161	27.76%	
Total Votes Cast	580	100.00%	
Overvotes	0		
Undervotes	6		
Contest Totals	586		

### Proposition 15 – State of Texas

Vote For 1

	TOTAL	VOTE %	
For	371	63.86%	
Against	210	36.14%	
Total Votes Cast	581	100.00%	
Overvotes	0		
Undervotes	5		
Contest Totals	586		



Collin County Seal  
 Watermark Seal for Collin County.  
 Collin County Government

## PCT 182

### Proposition 16 – State of Texas

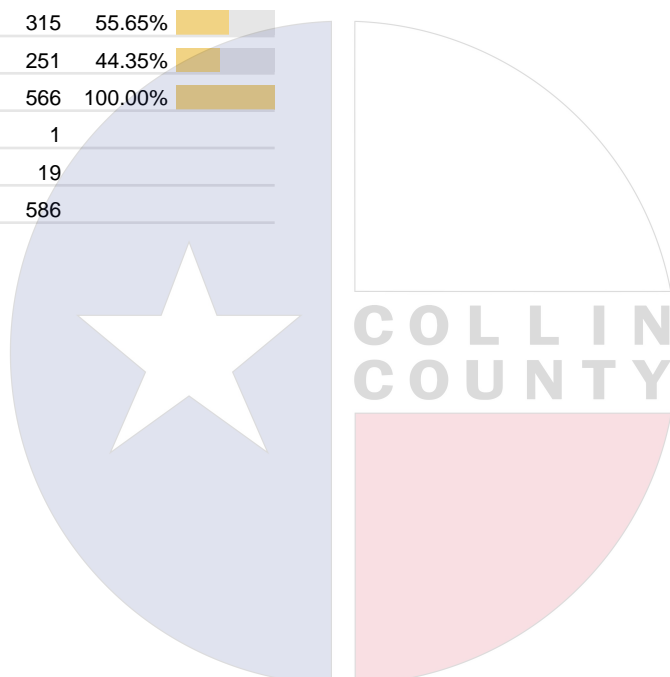
Vote For 1

	TOTAL	VOTE %	
For	390	67.24%	
Against	190	32.76%	
Total Votes Cast	580	100.00%	
Overvotes	0		
Undervotes	6		
Contest Totals	586		

### Proposition 17 – State of Texas

Vote For 1

	TOTAL	VOTE %	
For	315	55.65%	
Against	251	44.35%	
Total Votes Cast	566	100.00%	
Overvotes	1		
Undervotes	19		
Contest Totals	586		



Collin County Seal  
 Watermark Seal for Collin County.  
 Collin County Government

## PCT 183

### Proposition 1 – State of Texas

Vote For 1

	TOTAL	VOTE %	
For	8	61.54%	
Against	5	38.46%	
Total Votes Cast	13	100.00%	
Overvotes	0		
Undervotes	0		
Contest Totals	13		

### Proposition 2 – State of Texas

Vote For 1

	TOTAL	VOTE %	
For	12	92.31%	
Against	1	7.69%	
Total Votes Cast	13	100.00%	
Overvotes	0		
Undervotes	0		
Contest Totals	13		

### Proposition 3 – State of Texas

Vote For 1

	TOTAL	VOTE %	
For	8	61.54%	
Against	5	38.46%	
Total Votes Cast	13	100.00%	
Overvotes	0		
Undervotes	0		
Contest Totals	13		

### Proposition 4 – State of Texas

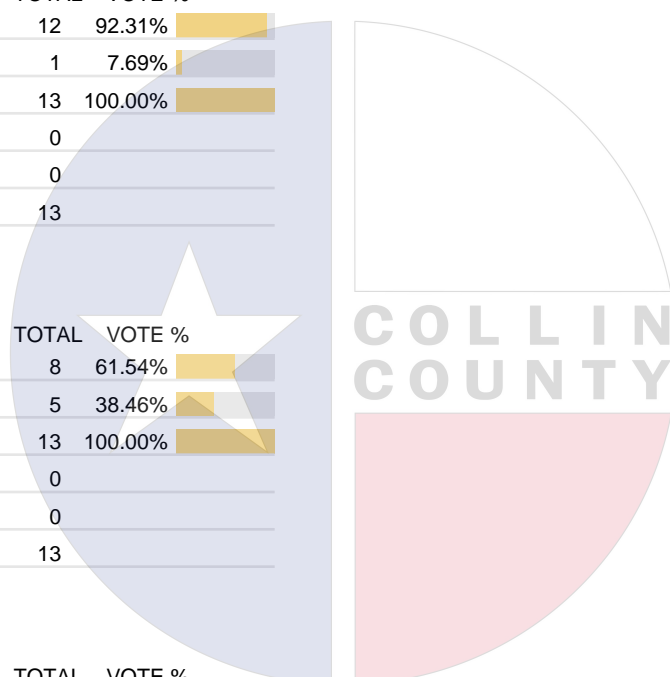
Vote For 1

	TOTAL	VOTE %	
For	6	46.15%	
Against	7	53.85%	
Total Votes Cast	13	100.00%	
Overvotes	0		
Undervotes	0		
Contest Totals	13		

### Proposition 5 – State of Texas

Vote For 1

	TOTAL	VOTE %	
For	9	75.00%	
Against	3	25.00%	
Total Votes Cast	12	100.00%	
Overvotes	0		
Undervotes	1		
Contest Totals	13		



Collin County Seal  
 Watermark Seal for Collin County.  
 Collin County Government

### PCT 183

#### Proposition 6 – State of Texas

Vote For 1

	TOTAL	VOTE %	
For	9	69.23%	
Against	4	30.77%	
Total Votes Cast	13	100.00%	
Overvotes	0		
Undervotes	0		
Contest Totals	13		

#### Proposition 7 – State of Texas

Vote For 1

	TOTAL	VOTE %	
For	10	76.92%	
Against	3	23.08%	
Total Votes Cast	13	100.00%	
Overvotes	0		
Undervotes	0		
Contest Totals	13		

#### Proposition 8 – State of Texas

Vote For 1

	TOTAL	VOTE %	
For	12	92.31%	
Against	1	7.69%	
Total Votes Cast	13	100.00%	
Overvotes	0		
Undervotes	0		
Contest Totals	13		

#### Proposition 9 – State of Texas

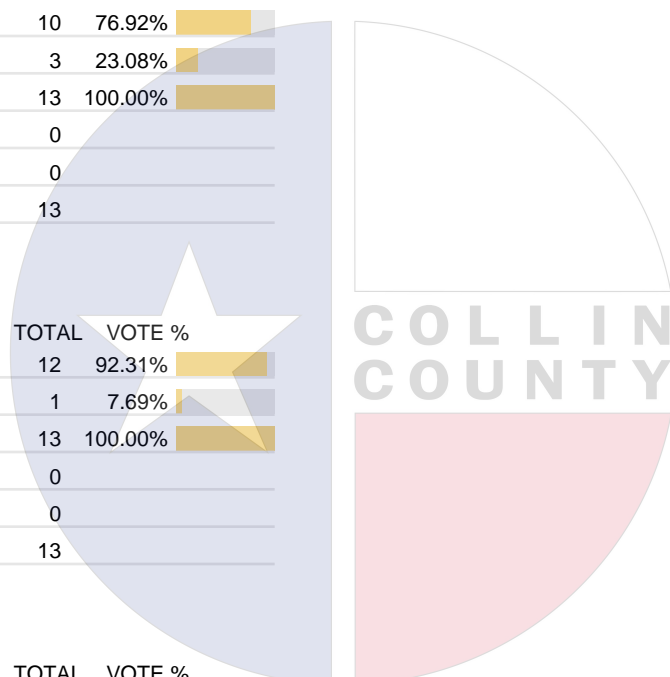
Vote For 1

	TOTAL	VOTE %	
For	8	66.67%	
Against	4	33.33%	
Total Votes Cast	12	100.00%	
Overvotes	0		
Undervotes	1		
Contest Totals	13		

#### Proposition 10 – State of Texas

Vote For 1

	TOTAL	VOTE %	
For	10	76.92%	
Against	3	23.08%	
Total Votes Cast	13	100.00%	
Overvotes	0		
Undervotes	0		
Contest Totals	13		



Collin County Seal  
 Watermark Seal for Collin County.  
 Collin County Government

### PCT 183

#### Proposition 11 – State of Texas

Vote For 1

	TOTAL	VOTE %	
For	11	84.62%	
Against	2	15.38%	
Total Votes Cast	13	100.00%	
Overvotes	0		
Undervotes	0		
Contest Totals	13		

#### Proposition 12 – State of Texas

Vote For 1

	TOTAL	VOTE %	
For	8	61.54%	
Against	5	38.46%	
Total Votes Cast	13	100.00%	
Overvotes	0		
Undervotes	0		
Contest Totals	13		

#### Proposition 13 – State of Texas

Vote For 1

	TOTAL	VOTE %	
For	12	92.31%	
Against	1	7.69%	
Total Votes Cast	13	100.00%	
Overvotes	0		
Undervotes	0		
Contest Totals	13		

#### Proposition 14 – State of Texas

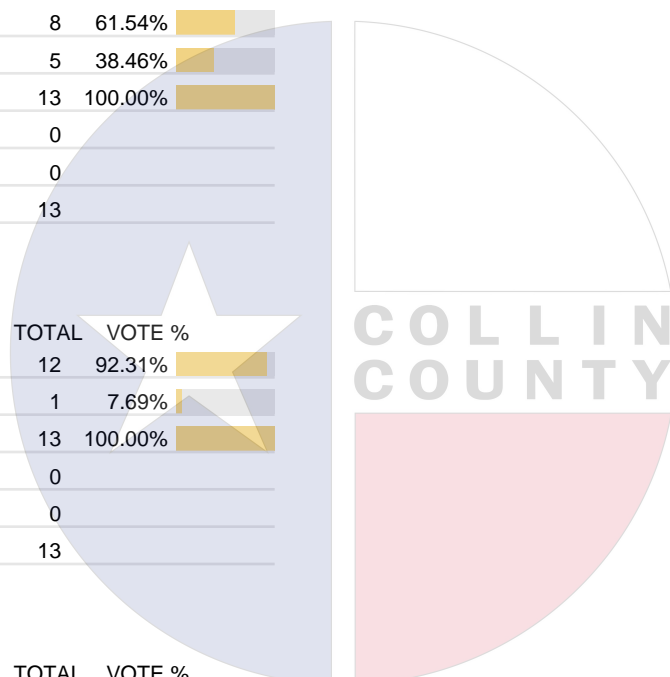
Vote For 1

	TOTAL	VOTE %	
For	6	46.15%	
Against	7	53.85%	
Total Votes Cast	13	100.00%	
Overvotes	0		
Undervotes	0		
Contest Totals	13		

#### Proposition 15 – State of Texas

Vote For 1

	TOTAL	VOTE %	
For	10	76.92%	
Against	3	23.08%	
Total Votes Cast	13	100.00%	
Overvotes	0		
Undervotes	0		
Contest Totals	13		



Collin County Seal  
 Watermark Seal for Collin County.  
 Collin County Government

### PCT 183

#### Proposition 16 – State of Texas

Vote For 1

	TOTAL	VOTE %	
For	11	84.62%	
Against	2	15.38%	
Total Votes Cast	13	100.00%	
Overvotes	0		
Undervotes	0		
Contest Totals	13		

#### Proposition 17 – State of Texas

Vote For 1

	TOTAL	VOTE %	
For	10	76.92%	
Against	3	23.08%	
Total Votes Cast	13	100.00%	
Overvotes	0		
Undervotes	0		
Contest Totals	13		

#### Proposition – Collin County ESD, No. 1

Vote For 1

	TOTAL	VOTE %	
For	2	50.00%	
Against	2	50.00%	
Total Votes Cast	4	100.00%	
Overvotes	0		
Undervotes	0		
Contest Totals	4		

#### Proposition A – City of Anna

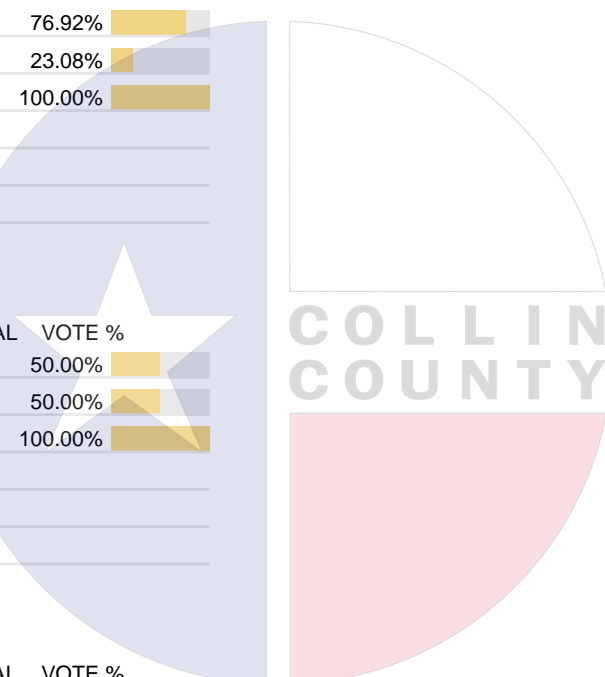
Vote For 1

	TOTAL	VOTE %	
For	0		
Against	0		
Total Votes Cast	0		
Overvotes	0		
Undervotes	0		
Contest Totals	0		

#### Proposition B – City of Anna

Vote For 1

	TOTAL	VOTE %	
For	0		
Against	0		
Total Votes Cast	0		
Overvotes	0		
Undervotes	0		
Contest Totals	0		



Collin County Seal  
 Watermark Seal for Collin County.  
 Collin County Government

**PCT 183**

**Proposition C – City of Anna**

Vote For 1

	TOTAL	VOTE %
For	0	
Against	0	
Total Votes Cast	0	
Overvotes	0	
Undervotes	0	
Contest Totals	0	

**Proposition D – City of Anna**

Vote For 1

	TOTAL	VOTE %
For	0	
Against	0	
Total Votes Cast	0	
Overvotes	0	
Undervotes	0	
Contest Totals	0	

**Proposition E – City of Anna**

Vote For 1

	TOTAL	VOTE %
For	0	
Against	0	
Total Votes Cast	0	
Overvotes	0	
Undervotes	0	
Contest Totals	0	

**Proposition F – City of Anna**

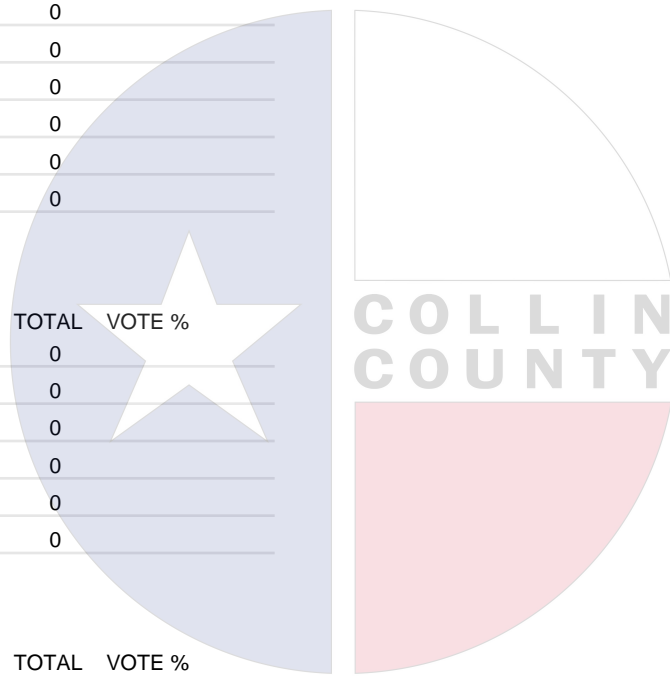
Vote For 1

	TOTAL	VOTE %
For	0	
Against	0	
Total Votes Cast	0	
Overvotes	0	
Undervotes	0	
Contest Totals	0	

**Proposition G – City of Anna**

Vote For 1

	TOTAL	VOTE %
For	0	
Against	0	
Total Votes Cast	0	
Overvotes	0	
Undervotes	0	
Contest Totals	0	



Collin County Seal  
 Watermark Seal for Collin County,  
 Collin County Government

**PCT 183**

**Proposition H – City of Anna**

Vote For 1

	TOTAL	VOTE %
For	0	
Against	0	
Total Votes Cast	0	
Overvotes	0	
Undervotes	0	
Contest Totals	0	

**Proposition I – City of Anna**

Vote For 1

	TOTAL	VOTE %
For	0	
Against	0	
Total Votes Cast	0	
Overvotes	0	
Undervotes	0	
Contest Totals	0	

**Proposition J – City of Anna**

Vote For 1

	TOTAL	VOTE %
For	0	
Against	0	
Total Votes Cast	0	
Overvotes	0	
Undervotes	0	
Contest Totals	0	

**Proposition K – City of Anna**

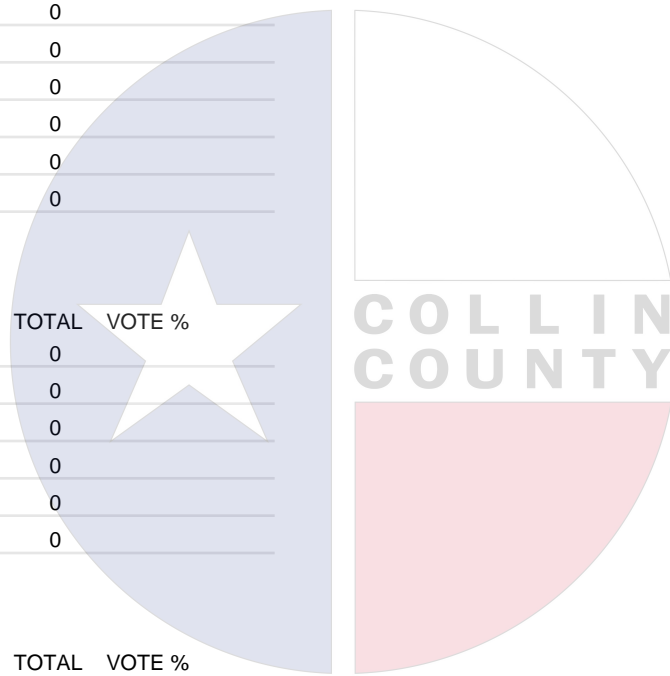
Vote For 1

	TOTAL	VOTE %
For	0	
Against	0	
Total Votes Cast	0	
Overvotes	0	
Undervotes	0	
Contest Totals	0	

**Proposition L – City of Anna**

Vote For 1

	TOTAL	VOTE %
For	0	
Against	0	
Total Votes Cast	0	
Overvotes	0	
Undervotes	0	
Contest Totals	0	



Collin County Seal  
 Watermark Seal for Collin County,  
 Collin County Government

### PCT 183

#### Proposition M – City of Anna

Vote For 1

	TOTAL	VOTE %
For	0	
Against	0	
Total Votes Cast	0	
Overvotes	0	
Undervotes	0	
Contest Totals	0	

#### Proposition N – City of Anna

Vote For 1

	TOTAL	VOTE %
For	0	
Against	0	
Total Votes Cast	0	
Overvotes	0	
Undervotes	0	
Contest Totals	0	

#### Proposition O – City of Anna

Vote For 1

	TOTAL	VOTE %
For	0	
Against	0	
Total Votes Cast	0	
Overvotes	0	
Undervotes	0	
Contest Totals	0	

#### Proposition P – City of Anna

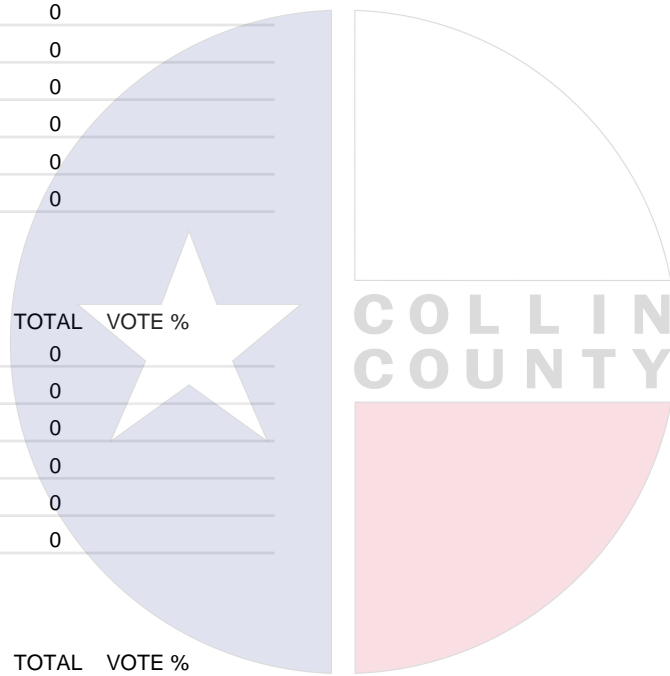
Vote For 1

	TOTAL	VOTE %
For	0	
Against	0	
Total Votes Cast	0	
Overvotes	0	
Undervotes	0	
Contest Totals	0	

#### Proposition Q – City of Anna

Vote For 1

	TOTAL	VOTE %
For	0	
Against	0	
Total Votes Cast	0	
Overvotes	0	
Undervotes	0	
Contest Totals	0	



Collin County Seal  
 Watermark Seal for Collin County,  
 Collin County Government

## PCT 183

### Proposition R – City of Anna

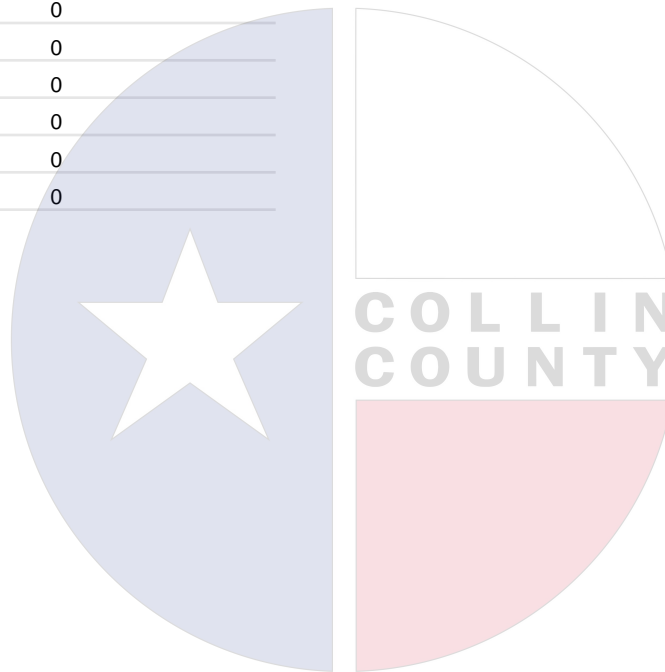
Vote For 1

	TOTAL	VOTE %
For	0	
Against	0	
Total Votes Cast	0	
Overvotes	0	
Undervotes	0	
Contest Totals	0	

### Proposition S – City of Anna

Vote For 1

	TOTAL	VOTE %
For	0	
Against	0	
Total Votes Cast	0	
Overvotes	0	
Undervotes	0	
Contest Totals	0	



Collin County Seal  
Watermark Seal for Collin County.  
Collin County Government

## PCT 184

### Proposition 1 – State of Texas

Vote For 1

	TOTAL	VOTE %	
For	207	75.00%	
Against	69	25.00%	
Total Votes Cast	276	100.00%	
Overvotes	0		
Undervotes	2		
Contest Totals	278		

### Proposition 2 – State of Texas

Vote For 1

	TOTAL	VOTE %	
For	129	46.91%	
Against	146	53.09%	
Total Votes Cast	275	100.00%	
Overvotes	0		
Undervotes	3		
Contest Totals	278		

### Proposition 3 – State of Texas

Vote For 1

	TOTAL	VOTE %	
For	127	45.85%	
Against	150	54.15%	
Total Votes Cast	277	100.00%	
Overvotes	0		
Undervotes	1		
Contest Totals	278		

### Proposition 4 – State of Texas

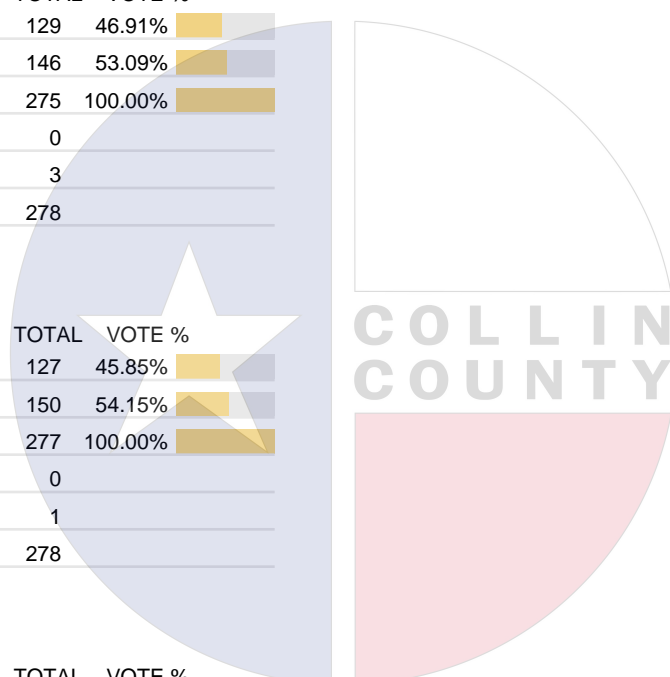
Vote For 1

	TOTAL	VOTE %	
For	198	71.74%	
Against	78	28.26%	
Total Votes Cast	276	100.00%	
Overvotes	0		
Undervotes	2		
Contest Totals	278		

### Proposition 5 – State of Texas

Vote For 1

	TOTAL	VOTE %	
For	171	62.64%	
Against	102	37.36%	
Total Votes Cast	273	100.00%	
Overvotes	0		
Undervotes	5		
Contest Totals	278		



Collin County Seal  
 Watermark Seal for Collin County.  
 Collin County Government

## PCT 184

### Proposition 6 – State of Texas

Vote For 1

	TOTAL	VOTE %	
For	106	39.55%	
Against	162	60.45%	
Total Votes Cast	268	100.00%	
Overvotes	0		
Undervotes	10		
Contest Totals	278		

### Proposition 7 – State of Texas

Vote For 1

	TOTAL	VOTE %	
For	231	84.62%	
Against	42	15.38%	
Total Votes Cast	273	100.00%	
Overvotes	0		
Undervotes	5		
Contest Totals	278		

### Proposition 8 – State of Texas

Vote For 1

	TOTAL	VOTE %	
For	149	54.18%	
Against	126	45.82%	
Total Votes Cast	275	100.00%	
Overvotes	1		
Undervotes	2		
Contest Totals	278		

### Proposition 9 – State of Texas

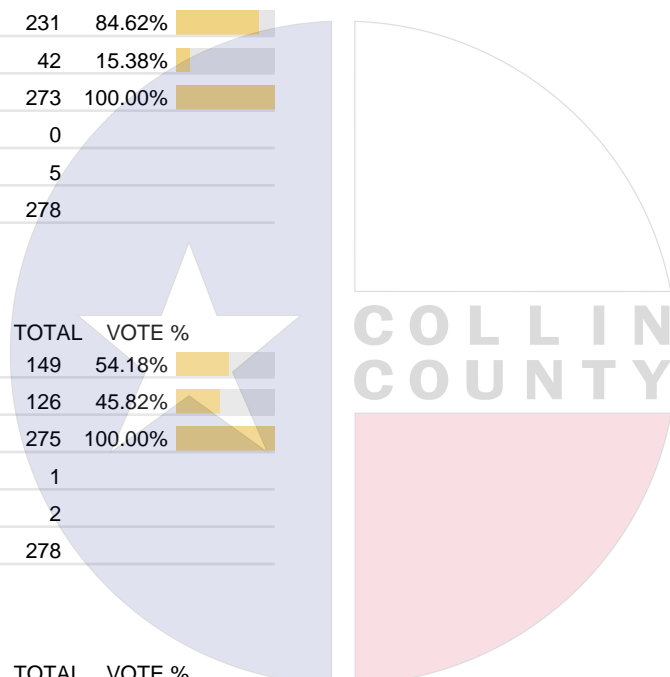
Vote For 1

	TOTAL	VOTE %	
For	152	56.09%	
Against	119	43.91%	
Total Votes Cast	271	100.00%	
Overvotes	0		
Undervotes	7		
Contest Totals	278		

### Proposition 10 – State of Texas

Vote For 1

	TOTAL	VOTE %	
For	231	85.56%	
Against	39	14.44%	
Total Votes Cast	270	100.00%	
Overvotes	1		
Undervotes	7		
Contest Totals	278		



Collin County Seal  
 Watermark Seal for Collin County.  
 Collin County Government

## PCT 184

### Proposition 11 – State of Texas

Vote For 1

	TOTAL	VOTE %	
For	190	69.85%	
Against	82	30.15%	
Total Votes Cast	272	100.00%	
Overvotes	0		
Undervotes	6		
Contest Totals	278		

### Proposition 12 – State of Texas

Vote For 1

	TOTAL	VOTE %	
For	141	51.46%	
Against	133	48.54%	
Total Votes Cast	274	100.00%	
Overvotes	0		
Undervotes	4		
Contest Totals	278		

### Proposition 13 – State of Texas

Vote For 1

	TOTAL	VOTE %	
For	185	68.27%	
Against	86	31.73%	
Total Votes Cast	271	100.00%	
Overvotes	2		
Undervotes	5		
Contest Totals	278		

### Proposition 14 – State of Texas

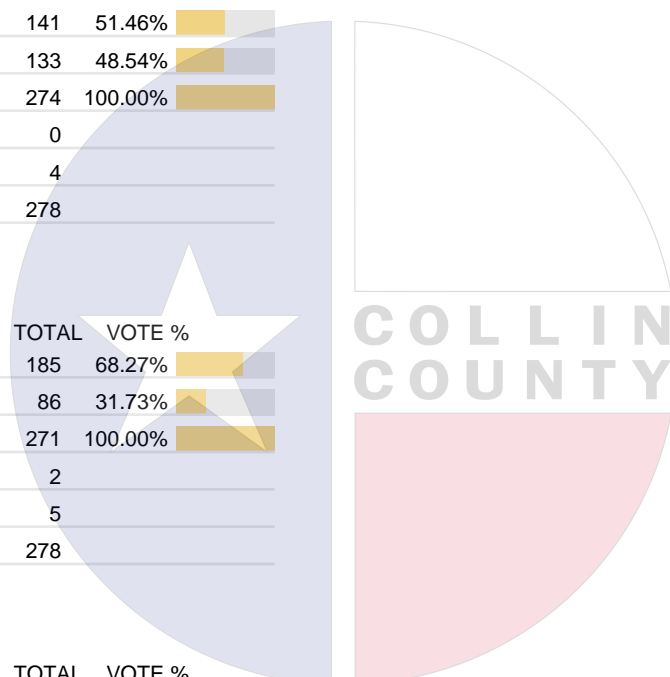
Vote For 1

	TOTAL	VOTE %	
For	210	76.09%	
Against	66	23.91%	
Total Votes Cast	276	100.00%	
Overvotes	0		
Undervotes	2		
Contest Totals	278		

### Proposition 15 – State of Texas

Vote For 1

	TOTAL	VOTE %	
For	156	56.73%	
Against	119	43.27%	
Total Votes Cast	275	100.00%	
Overvotes	0		
Undervotes	3		
Contest Totals	278		



Collin County Seal  
 Watermark Seal for Collin County.  
 Collin County Government

## PCT 184

### Proposition 16 – State of Texas

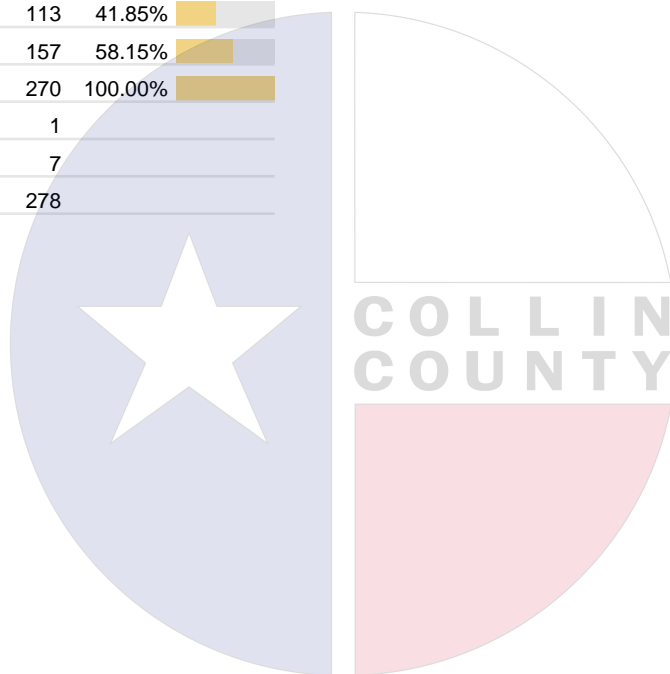
Vote For 1

	TOTAL	VOTE %	
For	153	55.43%	
Against	123	44.57%	
Total Votes Cast	276	100.00%	
Overvotes	0		
Undervotes	2		
Contest Totals	278		

### Proposition 17 – State of Texas

Vote For 1

	TOTAL	VOTE %	
For	113	41.85%	
Against	157	58.15%	
Total Votes Cast	270	100.00%	
Overvotes	1		
Undervotes	7		
Contest Totals	278		



Collin County Seal  
 Watermark Seal for Collin County.  
 Collin County Government

## PCT 185

### Proposition 1 – State of Texas

Vote For 1

	TOTAL	VOTE %	
For	9	81.82%	
Against	2	18.18%	
Total Votes Cast	11	100.00%	
Overvotes	0		
Undervotes	1		
Contest Totals	12		

### Proposition 2 – State of Texas

Vote For 1

	TOTAL	VOTE %	
For	11	91.67%	
Against	1	8.33%	
Total Votes Cast	12	100.00%	
Overvotes	0		
Undervotes	0		
Contest Totals	12		

### Proposition 3 – State of Texas

Vote For 1

	TOTAL	VOTE %	
For	10	83.33%	
Against	2	16.67%	
Total Votes Cast	12	100.00%	
Overvotes	0		
Undervotes	0		
Contest Totals	12		

### Proposition 4 – State of Texas

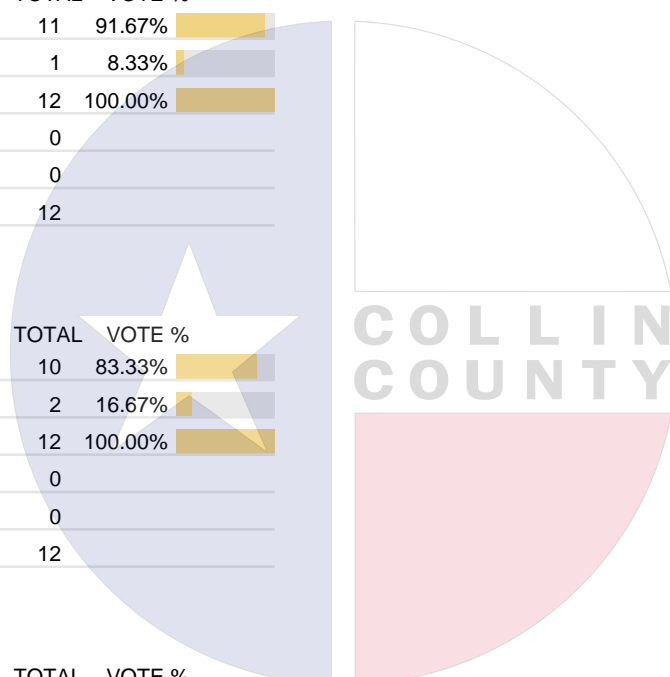
Vote For 1

	TOTAL	VOTE %	
For	7	63.64%	
Against	4	36.36%	
Total Votes Cast	11	100.00%	
Overvotes	0		
Undervotes	1		
Contest Totals	12		

### Proposition 5 – State of Texas

Vote For 1

	TOTAL	VOTE %	
For	11	91.67%	
Against	1	8.33%	
Total Votes Cast	12	100.00%	
Overvotes	0		
Undervotes	0		
Contest Totals	12		



Collin County Seal  
 Watermark Seal for Collin County.  
 Collin County Government

## PCT 185

### Proposition 6 – State of Texas

Vote For 1

	TOTAL	VOTE %	
For	11	91.67%	
Against	1	8.33%	
Total Votes Cast	12	100.00%	
Overvotes	0		
Undervotes	0		
Contest Totals	12		

### Proposition 7 – State of Texas

Vote For 1

	TOTAL	VOTE %	
For	12	100.00%	
Against	0	0.00%	
Total Votes Cast	12	100.00%	
Overvotes	0		
Undervotes	0		
Contest Totals	12		

### Proposition 8 – State of Texas

Vote For 1

	TOTAL	VOTE %	
For	11	91.67%	
Against	1	8.33%	
Total Votes Cast	12	100.00%	
Overvotes	0		
Undervotes	0		
Contest Totals	12		

### Proposition 9 – State of Texas

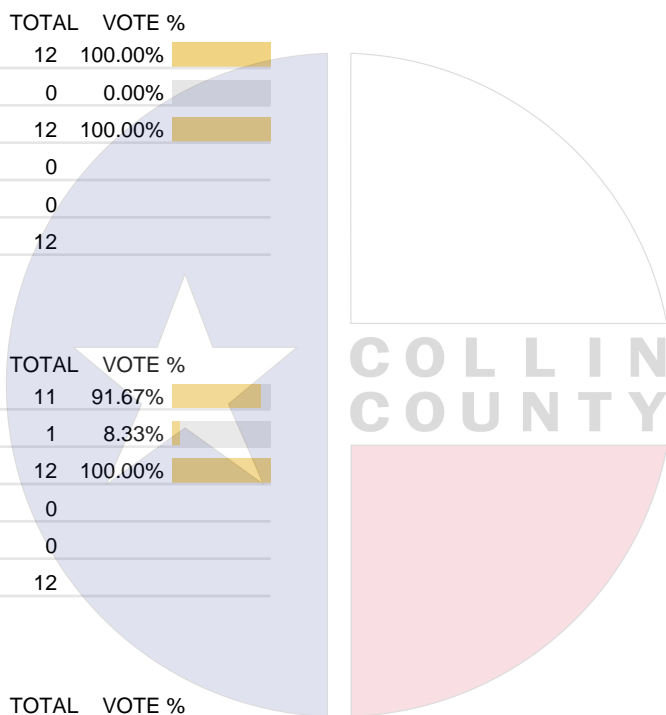
Vote For 1

	TOTAL	VOTE %	
For	11	91.67%	
Against	1	8.33%	
Total Votes Cast	12	100.00%	
Overvotes	0		
Undervotes	0		
Contest Totals	12		

### Proposition 10 – State of Texas

Vote For 1

	TOTAL	VOTE %	
For	12	100.00%	
Against	0	0.00%	
Total Votes Cast	12	100.00%	
Overvotes	0		
Undervotes	0		
Contest Totals	12		



Collin County Seal  
 Watermark Seal for Collin County.  
 Collin County Government

## PCT 185

### Proposition 11 – State of Texas

Vote For 1

	TOTAL	VOTE %	
For	11	91.67%	
Against	1	8.33%	
Total Votes Cast	12	100.00%	
Overvotes	0		
Undervotes	0		
Contest Totals	12		

### Proposition 12 – State of Texas

Vote For 1

	TOTAL	VOTE %	
For	9	81.82%	
Against	2	18.18%	
Total Votes Cast	11	100.00%	
Overvotes	0		
Undervotes	1		
Contest Totals	12		

### Proposition 13 – State of Texas

Vote For 1

	TOTAL	VOTE %	
For	11	91.67%	
Against	1	8.33%	
Total Votes Cast	12	100.00%	
Overvotes	0		
Undervotes	0		
Contest Totals	12		

### Proposition 14 – State of Texas

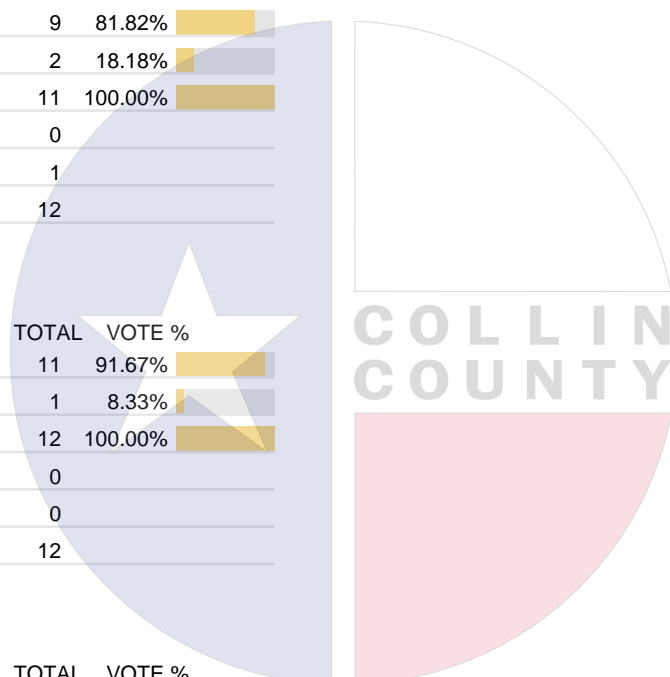
Vote For 1

	TOTAL	VOTE %	
For	6	50.00%	
Against	6	50.00%	
Total Votes Cast	12	100.00%	
Overvotes	0		
Undervotes	0		
Contest Totals	12		

### Proposition 15 – State of Texas

Vote For 1

	TOTAL	VOTE %	
For	10	83.33%	
Against	2	16.67%	
Total Votes Cast	12	100.00%	
Overvotes	0		
Undervotes	0		
Contest Totals	12		



Collin County Seal  
 Watermark Seal for Collin County.  
 Collin County Government

## PCT 185

### Proposition 16 – State of Texas

Vote For 1

	TOTAL	VOTE %	
For	11	91.67%	
Against	1	8.33%	
Total Votes Cast	12	100.00%	
Overvotes	0		
Undervotes	0		
Contest Totals	12		

### Proposition 17 – State of Texas

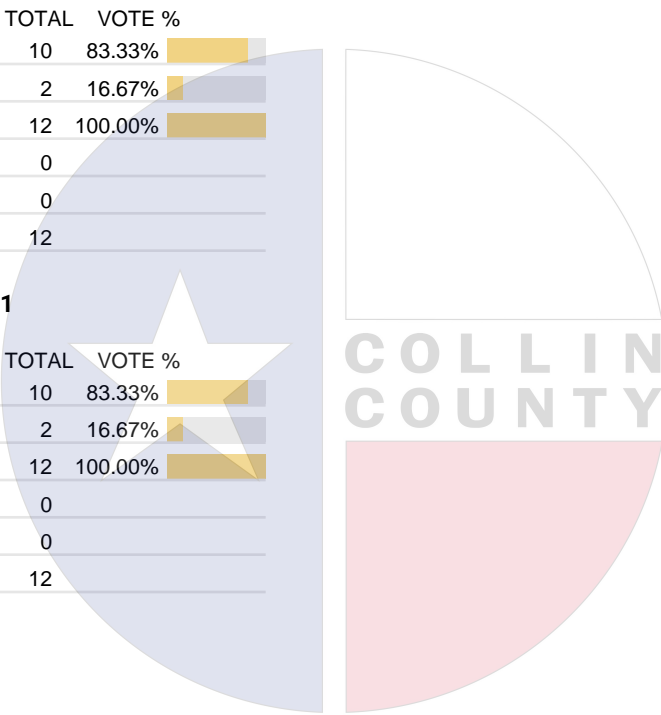
Vote For 1

	TOTAL	VOTE %	
For	10	83.33%	
Against	2	16.67%	
Total Votes Cast	12	100.00%	
Overvotes	0		
Undervotes	0		
Contest Totals	12		

### Proposition – Collin County ESD, No. 1

Vote For 1

	TOTAL	VOTE %	
For	10	83.33%	
Against	2	16.67%	
Total Votes Cast	12	100.00%	
Overvotes	0		
Undervotes	0		
Contest Totals	12		



Collin County Seal  
 Watermark Seal for Collin County.  
 Collin County Government

## PCT 186

### Proposition 1 – State of Texas

Vote For 1

	TOTAL	VOTE %	
For	23	85.19%	
Against	4	14.81%	
Total Votes Cast	27	100.00%	
Overvotes	0		
Undervotes	0		
Contest Totals	27		

### Proposition 2 – State of Texas

Vote For 1

	TOTAL	VOTE %	
For	26	96.30%	
Against	1	3.70%	
Total Votes Cast	27	100.00%	
Overvotes	0		
Undervotes	0		
Contest Totals	27		

### Proposition 3 – State of Texas

Vote For 1

	TOTAL	VOTE %	
For	22	81.48%	
Against	5	18.52%	
Total Votes Cast	27	100.00%	
Overvotes	0		
Undervotes	0		
Contest Totals	27		

### Proposition 4 – State of Texas

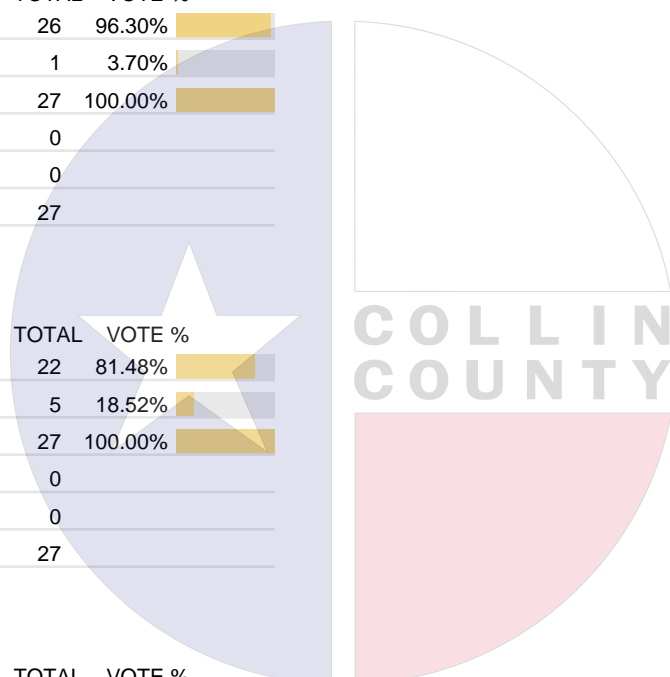
Vote For 1

	TOTAL	VOTE %	
For	21	77.78%	
Against	6	22.22%	
Total Votes Cast	27	100.00%	
Overvotes	0		
Undervotes	0		
Contest Totals	27		

### Proposition 5 – State of Texas

Vote For 1

	TOTAL	VOTE %	
For	26	96.30%	
Against	1	3.70%	
Total Votes Cast	27	100.00%	
Overvotes	0		
Undervotes	0		
Contest Totals	27		



Collin County Seal  
 Watermark Seal for Collin County.  
 Collin County Government

## PCT 186

### Proposition 6 – State of Texas

Vote For 1

	TOTAL	VOTE %	
For	19	73.08%	
Against	7	26.92%	
Total Votes Cast	26	100.00%	
Overvotes	0		
Undervotes	1		
Contest Totals	27		

### Proposition 7 – State of Texas

Vote For 1

	TOTAL	VOTE %	
For	26	96.30%	
Against	1	3.70%	
Total Votes Cast	27	100.00%	
Overvotes	0		
Undervotes	0		
Contest Totals	27		

### Proposition 8 – State of Texas

Vote For 1

	TOTAL	VOTE %	
For	25	92.59%	
Against	2	7.41%	
Total Votes Cast	27	100.00%	
Overvotes	0		
Undervotes	0		
Contest Totals	27		

### Proposition 9 – State of Texas

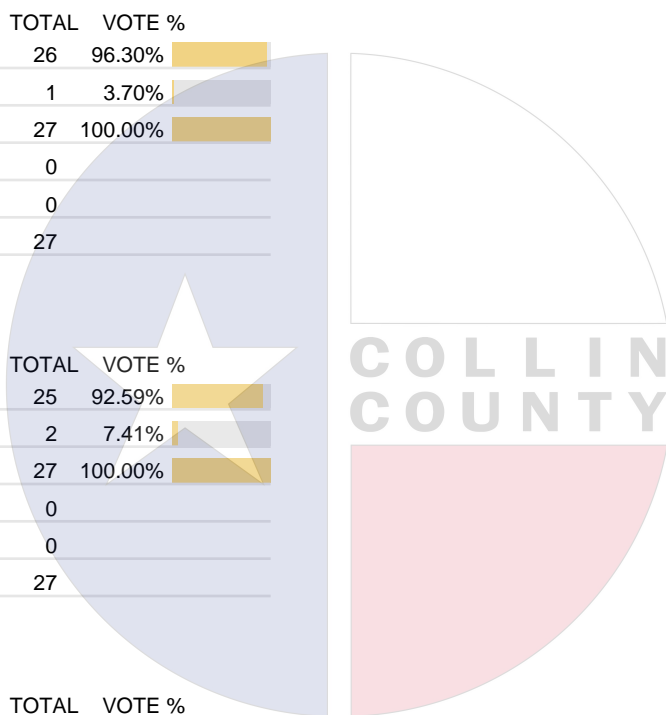
Vote For 1

	TOTAL	VOTE %	
For	24	88.89%	
Against	3	11.11%	
Total Votes Cast	27	100.00%	
Overvotes	0		
Undervotes	0		
Contest Totals	27		

### Proposition 10 – State of Texas

Vote For 1

	TOTAL	VOTE %	
For	26	96.30%	
Against	1	3.70%	
Total Votes Cast	27	100.00%	
Overvotes	0		
Undervotes	0		
Contest Totals	27		



Collin County Seal  
 Watermark Seal for Collin County.  
 Collin County Government

## PCT 186

### Proposition 11 – State of Texas

Vote For 1

	TOTAL	VOTE %	
For	24	88.89%	
Against	3	11.11%	
Total Votes Cast	27	100.00%	
Overvotes	0		
Undervotes	0		
Contest Totals	27		

### Proposition 12 – State of Texas

Vote For 1

	TOTAL	VOTE %	
For	21	77.78%	
Against	6	22.22%	
Total Votes Cast	27	100.00%	
Overvotes	0		
Undervotes	0		
Contest Totals	27		

### Proposition 13 – State of Texas

Vote For 1

	TOTAL	VOTE %	
For	25	92.59%	
Against	2	7.41%	
Total Votes Cast	27	100.00%	
Overvotes	0		
Undervotes	0		
Contest Totals	27		

### Proposition 14 – State of Texas

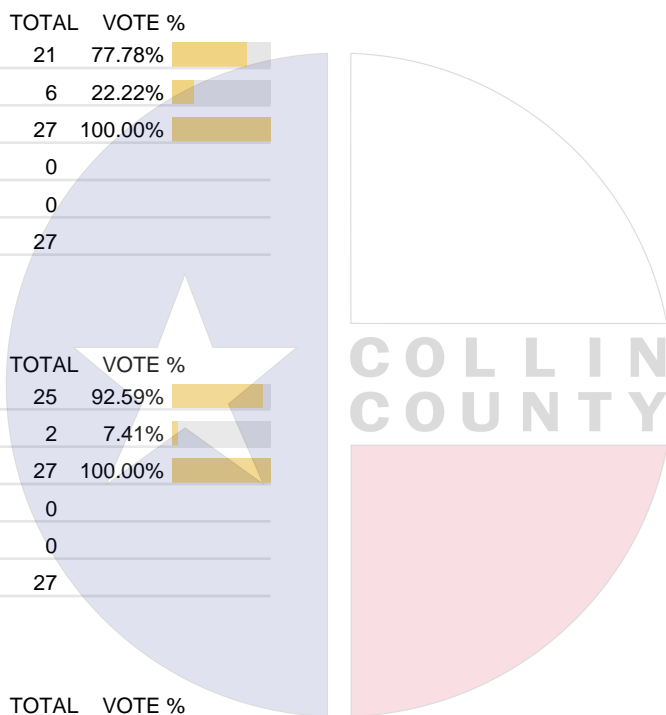
Vote For 1

	TOTAL	VOTE %	
For	22	81.48%	
Against	5	18.52%	
Total Votes Cast	27	100.00%	
Overvotes	0		
Undervotes	0		
Contest Totals	27		

### Proposition 15 – State of Texas

Vote For 1

	TOTAL	VOTE %	
For	23	85.19%	
Against	4	14.81%	
Total Votes Cast	27	100.00%	
Overvotes	0		
Undervotes	0		
Contest Totals	27		



Collin County Seal  
 Watermark Seal for Collin County.  
 Collin County Government

## PCT 186

### Proposition 16 – State of Texas

Vote For 1

	TOTAL	VOTE %	
For	25	92.59%	
Against	2	7.41%	
Total Votes Cast	27	100.00%	
Overvotes	0		
Undervotes	0		
Contest Totals	27		

### Proposition 17 – State of Texas

Vote For 1

	TOTAL	VOTE %	
For	21	77.78%	
Against	6	22.22%	
Total Votes Cast	27	100.00%	
Overvotes	0		
Undervotes	0		
Contest Totals	27		

### Proposition – Collin County ESD, No. 1

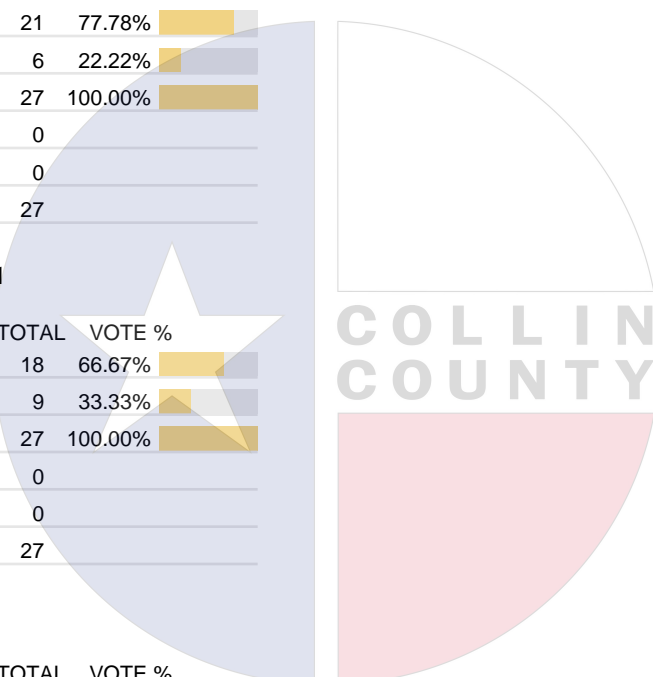
Vote For 1

	TOTAL	VOTE %	
For	18	66.67%	
Against	9	33.33%	
Total Votes Cast	27	100.00%	
Overvotes	0		
Undervotes	0		
Contest Totals	27		

### For School Trustees – Princeton ISD

Vote For 2

	TOTAL	VOTE %	
Sam Nevarez	0		
Sonia Ledezma	0		
Charlotte Wilson	0		
John Campbell	0		
Julia Schmoker	0		
Melissa Ait Belaid	0		
Kay McLaughlin	0		
Total Votes Cast	0		
Overvotes	0		
Undervotes	0		
Contest Totals	0		



Collin County Seal  
 Watermark Seal for Collin County,  
 Collin County Government

## PCT 187

### Proposition 1 – State of Texas

Vote For 1

	TOTAL	VOTE %	
For	87	71.31%	
Against	35	28.69%	
Total Votes Cast	122	100.00%	
Overvotes	0		
Undervotes	1		
Contest Totals	123		

### Proposition 2 – State of Texas

Vote For 1

	TOTAL	VOTE %	
For	110	90.91%	
Against	11	9.09%	
Total Votes Cast	121	100.00%	
Overvotes	0		
Undervotes	2		
Contest Totals	123		

### Proposition 3 – State of Texas

Vote For 1

	TOTAL	VOTE %	
For	101	84.17%	
Against	19	15.83%	
Total Votes Cast	120	100.00%	
Overvotes	0		
Undervotes	3		
Contest Totals	123		

### Proposition 4 – State of Texas

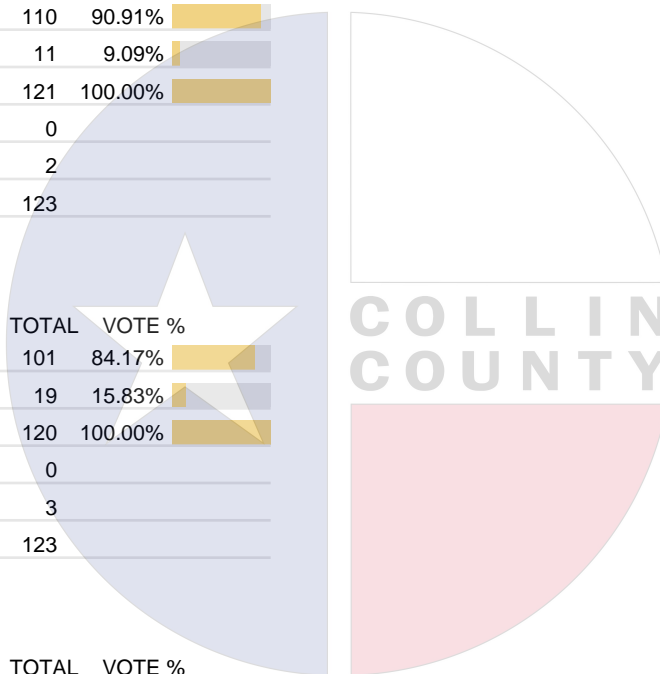
Vote For 1

	TOTAL	VOTE %	
For	93	78.15%	
Against	26	21.85%	
Total Votes Cast	119	100.00%	
Overvotes	0		
Undervotes	4		
Contest Totals	123		

### Proposition 5 – State of Texas

Vote For 1

	TOTAL	VOTE %	
For	106	91.38%	
Against	10	8.62%	
Total Votes Cast	116	100.00%	
Overvotes	0		
Undervotes	7		
Contest Totals	123		



Collin County Seal  
 Watermark Seal for Collin County.  
 Collin County Government

## PCT 187

### Proposition 6 – State of Texas

Vote For 1

	TOTAL	VOTE %	
For	88	75.21%	
Against	29	24.79%	
Total Votes Cast	117	100.00%	
Overvotes	0		
Undervotes	6		
Contest Totals	123		

### Proposition 7 – State of Texas

Vote For 1

	TOTAL	VOTE %	
For	112	93.33%	
Against	8	6.67%	
Total Votes Cast	120	100.00%	
Overvotes	0		
Undervotes	3		
Contest Totals	123		

### Proposition 8 – State of Texas

Vote For 1

	TOTAL	VOTE %	
For	114	94.21%	
Against	7	5.79%	
Total Votes Cast	121	100.00%	
Overvotes	0		
Undervotes	2		
Contest Totals	123		

### Proposition 9 – State of Texas

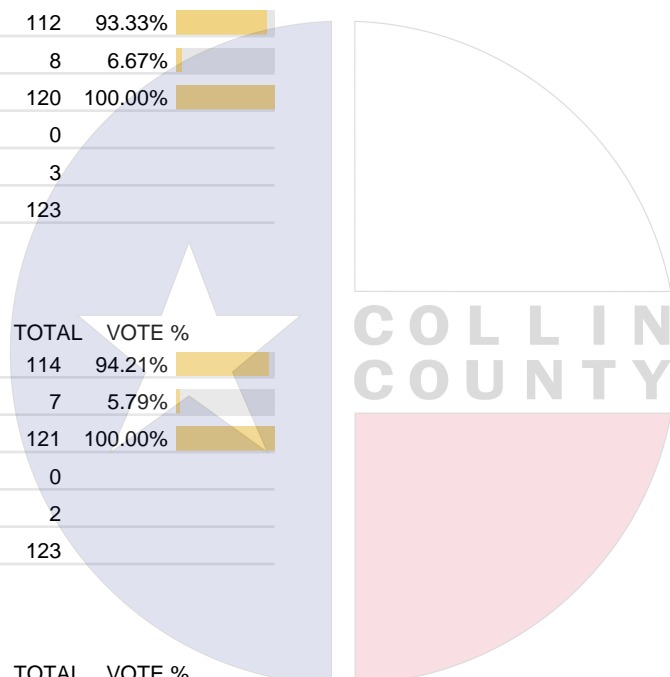
Vote For 1

	TOTAL	VOTE %	
For	102	87.18%	
Against	15	12.82%	
Total Votes Cast	117	100.00%	
Overvotes	0		
Undervotes	6		
Contest Totals	123		

### Proposition 10 – State of Texas

Vote For 1

	TOTAL	VOTE %	
For	111	94.87%	
Against	6	5.13%	
Total Votes Cast	117	100.00%	
Overvotes	0		
Undervotes	6		
Contest Totals	123		



Collin County Seal  
 Watermark Seal for Collin County.  
 Collin County Government

## PCT 187

### Proposition 11 – State of Texas

Vote For 1

	TOTAL	VOTE %	
For	97	81.51%	
Against	22	18.49%	
Total Votes Cast	119	100.00%	
Overvotes	0		
Undervotes	4		
Contest Totals	123		

### Proposition 12 – State of Texas

Vote For 1

	TOTAL	VOTE %	
For	105	88.24%	
Against	14	11.76%	
Total Votes Cast	119	100.00%	
Overvotes	0		
Undervotes	4		
Contest Totals	123		

### Proposition 13 – State of Texas

Vote For 1

	TOTAL	VOTE %	
For	111	91.74%	
Against	10	8.26%	
Total Votes Cast	121	100.00%	
Overvotes	0		
Undervotes	2		
Contest Totals	123		

### Proposition 14 – State of Texas

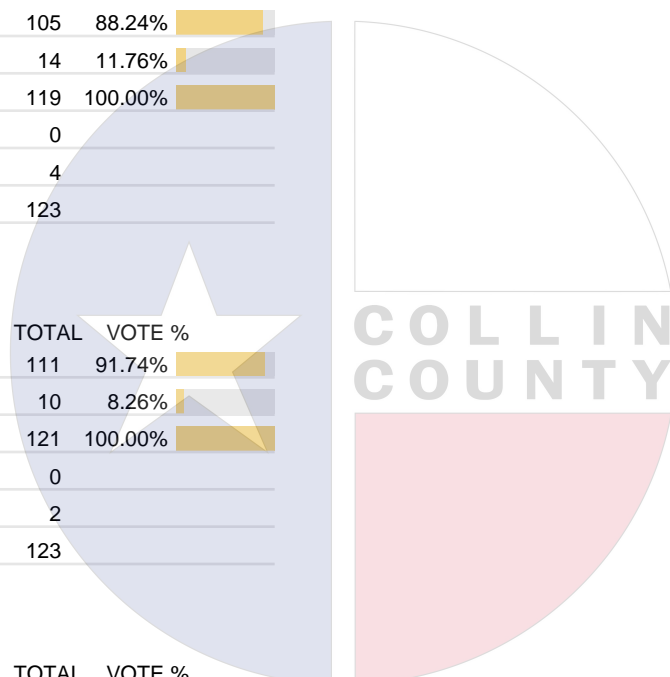
Vote For 1

	TOTAL	VOTE %	
For	82	68.33%	
Against	38	31.67%	
Total Votes Cast	120	100.00%	
Overvotes	0		
Undervotes	3		
Contest Totals	123		

### Proposition 15 – State of Texas

Vote For 1

	TOTAL	VOTE %	
For	111	92.50%	
Against	9	7.50%	
Total Votes Cast	120	100.00%	
Overvotes	0		
Undervotes	3		
Contest Totals	123		



Collin County Seal  
 Watermark Seal for Collin County.  
 Collin County Government

## PCT 187

### Proposition 16 – State of Texas

Vote For 1

	TOTAL	VOTE %	
For	116	95.87%	
Against	5	4.13%	
Total Votes Cast	121	100.00%	
Overvotes	0		
Undervotes	2		
Contest Totals	123		

### Proposition 17 – State of Texas

Vote For 1

	TOTAL	VOTE %	
For	94	80.34%	
Against	23	19.66%	
Total Votes Cast	117	100.00%	
Overvotes	0		
Undervotes	6		
Contest Totals	123		

### Proposition – Collin County ESD, No. 1

Vote For 1

	TOTAL	VOTE %	
For	73	73.00%	
Against	27	27.00%	
Total Votes Cast	100	100.00%	
Overvotes	0		
Undervotes	2		
Contest Totals	102		

### Proposition A – City of Anna

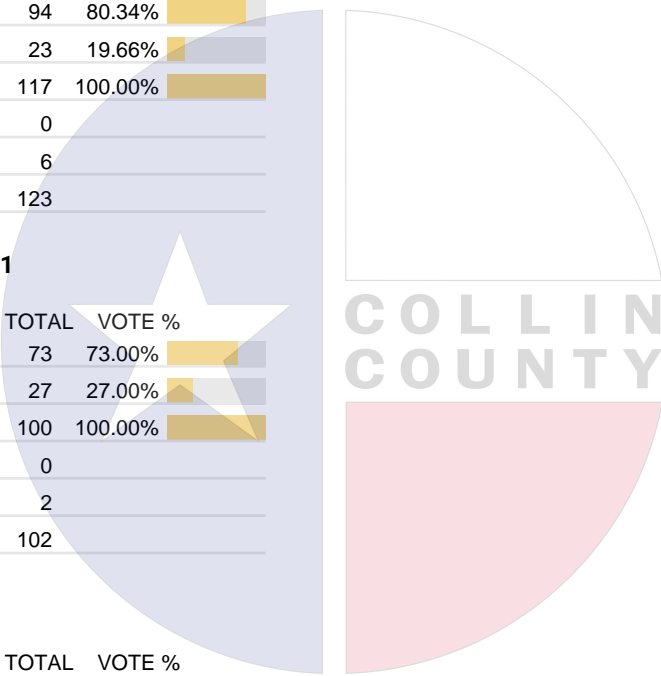
Vote For 1

	TOTAL	VOTE %	
For	0		
Against	0		
Total Votes Cast	0		
Overvotes	0		
Undervotes	0		
Contest Totals	0		

### Proposition B – City of Anna

Vote For 1

	TOTAL	VOTE %	
For	0		
Against	0		
Total Votes Cast	0		
Overvotes	0		
Undervotes	0		
Contest Totals	0		



Collin County Seal  
 Watermark Seal for Collin County.  
 Collin County Government

### PCT 187

#### Proposition C – City of Anna

Vote For 1

	TOTAL	VOTE %
For	0	
Against	0	
Total Votes Cast	0	
Overvotes	0	
Undervotes	0	
Contest Totals	0	

#### Proposition D – City of Anna

Vote For 1

	TOTAL	VOTE %
For	0	
Against	0	
Total Votes Cast	0	
Overvotes	0	
Undervotes	0	
Contest Totals	0	

#### Proposition E – City of Anna

Vote For 1

	TOTAL	VOTE %
For	0	
Against	0	
Total Votes Cast	0	
Overvotes	0	
Undervotes	0	
Contest Totals	0	

#### Proposition F – City of Anna

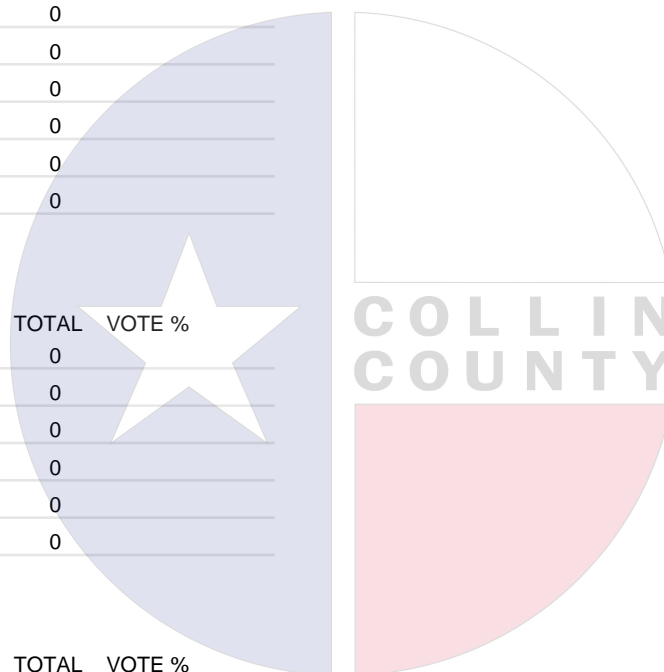
Vote For 1

	TOTAL	VOTE %
For	0	
Against	0	
Total Votes Cast	0	
Overvotes	0	
Undervotes	0	
Contest Totals	0	

#### Proposition G – City of Anna

Vote For 1

	TOTAL	VOTE %
For	0	
Against	0	
Total Votes Cast	0	
Overvotes	0	
Undervotes	0	
Contest Totals	0	



Collin County Seal  
 Watermark Seal for Collin County.  
 Collin County Government

**PCT 187**

**Proposition H – City of Anna**

Vote For 1

	TOTAL	VOTE %
For	0	
Against	0	
Total Votes Cast	0	
Overvotes	0	
Undervotes	0	
Contest Totals	0	

**Proposition I – City of Anna**

Vote For 1

	TOTAL	VOTE %
For	0	
Against	0	
Total Votes Cast	0	
Overvotes	0	
Undervotes	0	
Contest Totals	0	

**Proposition J – City of Anna**

Vote For 1

	TOTAL	VOTE %
For	0	
Against	0	
Total Votes Cast	0	
Overvotes	0	
Undervotes	0	
Contest Totals	0	

**Proposition K – City of Anna**

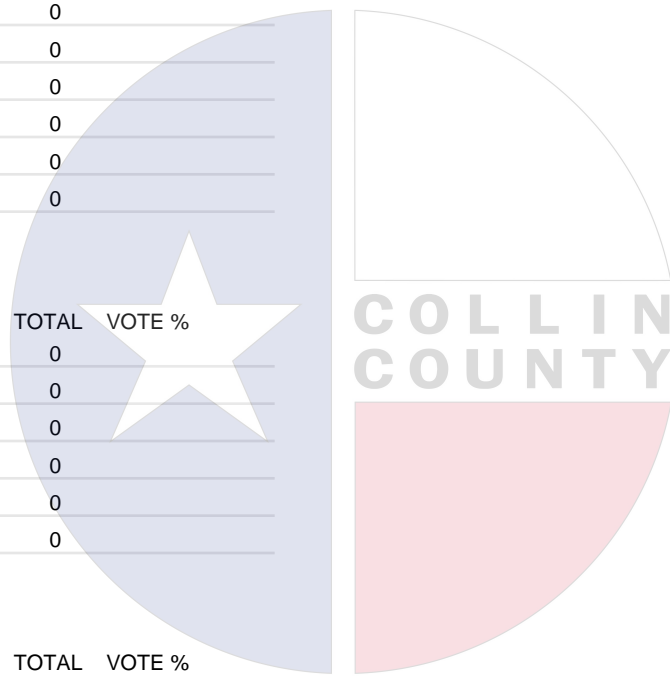
Vote For 1

	TOTAL	VOTE %
For	0	
Against	0	
Total Votes Cast	0	
Overvotes	0	
Undervotes	0	
Contest Totals	0	

**Proposition L – City of Anna**

Vote For 1

	TOTAL	VOTE %
For	0	
Against	0	
Total Votes Cast	0	
Overvotes	0	
Undervotes	0	
Contest Totals	0	



Collin County Seal  
 Watermark Seal for Collin County.  
 Collin County Government

### PCT 187

#### Proposition M – City of Anna

Vote For 1

	TOTAL	VOTE %
For	0	
Against	0	
Total Votes Cast	0	
Overvotes	0	
Undervotes	0	
Contest Totals	0	

#### Proposition N – City of Anna

Vote For 1

	TOTAL	VOTE %
For	0	
Against	0	
Total Votes Cast	0	
Overvotes	0	
Undervotes	0	
Contest Totals	0	

#### Proposition O – City of Anna

Vote For 1

	TOTAL	VOTE %
For	0	
Against	0	
Total Votes Cast	0	
Overvotes	0	
Undervotes	0	
Contest Totals	0	

#### Proposition P – City of Anna

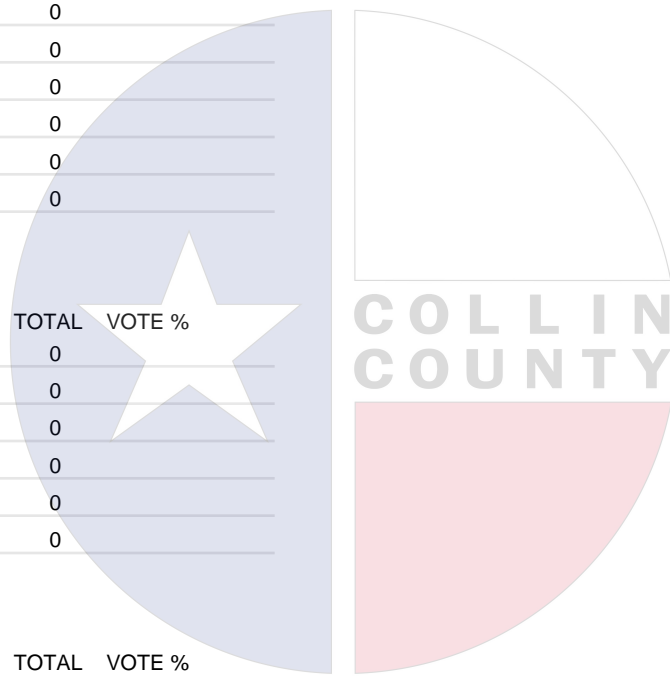
Vote For 1

	TOTAL	VOTE %
For	0	
Against	0	
Total Votes Cast	0	
Overvotes	0	
Undervotes	0	
Contest Totals	0	

#### Proposition Q – City of Anna

Vote For 1

	TOTAL	VOTE %
For	0	
Against	0	
Total Votes Cast	0	
Overvotes	0	
Undervotes	0	
Contest Totals	0	



Collin County Seal  
 Watermark Seal for Collin County,  
 Collin County Government

**PCT 187**

**Proposition R – City of Anna**

Vote For 1

	TOTAL	VOTE %
For	0	
Against	0	
Total Votes Cast	0	
Overvotes	0	
Undervotes	0	
Contest Totals	0	

**Proposition S – City of Anna**

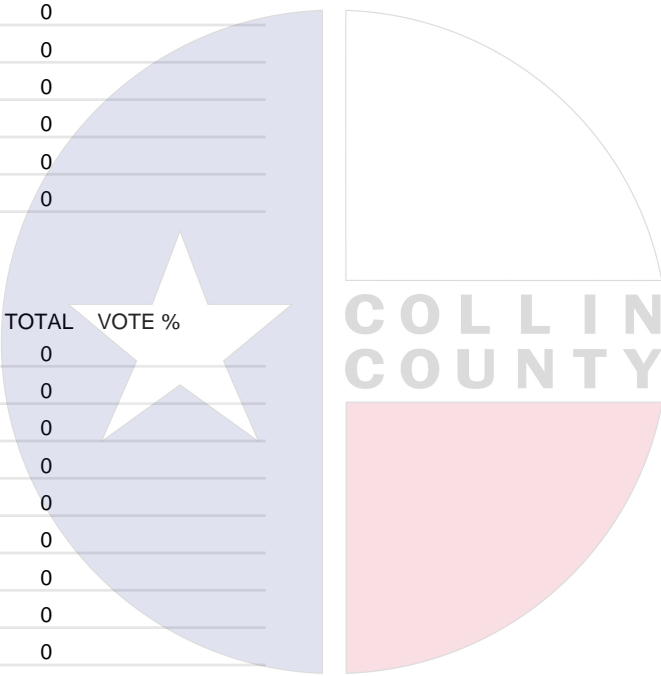
Vote For 1

	TOTAL	VOTE %
For	0	
Against	0	
Total Votes Cast	0	
Overvotes	0	
Undervotes	0	
Contest Totals	0	

**For School Trustees – Princeton ISD**

Vote For 2

	TOTAL	VOTE %
Sam Nevarez	0	
Sonia Ledezma	0	
Charlotte Wilson	0	
John Campbell	0	
Julia Schmoker	0	
Melissa Ait Belaid	0	
Kay McLaughlin	0	
Total Votes Cast	0	
Overvotes	0	
Undervotes	0	
Contest Totals	0	



Collin County Seal  
 Watermark Seal for Collin County.  
 Collin County Government

## PCT 188

### Proposition 1 – State of Texas

Vote For 1

	TOTAL	VOTE %	
For	10	62.50%	
Against	6	37.50%	
Total Votes Cast	16	100.00%	
Overvotes	0		
Undervotes	0		
Contest Totals	16		

### Proposition 2 – State of Texas

Vote For 1

	TOTAL	VOTE %	
For	16	100.00%	
Against	0	0.00%	
Total Votes Cast	16	100.00%	
Overvotes	0		
Undervotes	0		
Contest Totals	16		

### Proposition 3 – State of Texas

Vote For 1

	TOTAL	VOTE %	
For	13	81.25%	
Against	3	18.75%	
Total Votes Cast	16	100.00%	
Overvotes	0		
Undervotes	0		
Contest Totals	16		

### Proposition 4 – State of Texas

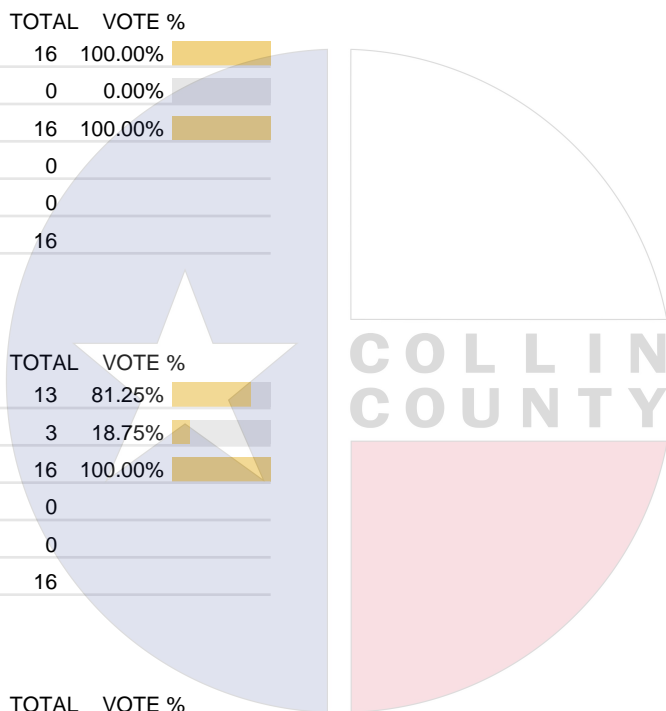
Vote For 1

	TOTAL	VOTE %	
For	9	56.25%	
Against	7	43.75%	
Total Votes Cast	16	100.00%	
Overvotes	0		
Undervotes	0		
Contest Totals	16		

### Proposition 5 – State of Texas

Vote For 1

	TOTAL	VOTE %	
For	15	93.75%	
Against	1	6.25%	
Total Votes Cast	16	100.00%	
Overvotes	0		
Undervotes	0		
Contest Totals	16		



Collin County Seal  
 Watermark Seal for Collin County.  
 Collin County Government

### PCT 188

#### Proposition 6 – State of Texas

Vote For 1

	TOTAL	VOTE %	
For	14	87.50%	
Against	2	12.50%	
Total Votes Cast	16	100.00%	
Overvotes	0		
Undervotes	0		
Contest Totals	16		

#### Proposition 7 – State of Texas

Vote For 1

	TOTAL	VOTE %	
For	15	93.75%	
Against	1	6.25%	
Total Votes Cast	16	100.00%	
Overvotes	0		
Undervotes	0		
Contest Totals	16		

#### Proposition 8 – State of Texas

Vote For 1

	TOTAL	VOTE %	
For	16	100.00%	
Against	0	0.00%	
Total Votes Cast	16	100.00%	
Overvotes	0		
Undervotes	0		
Contest Totals	16		

#### Proposition 9 – State of Texas

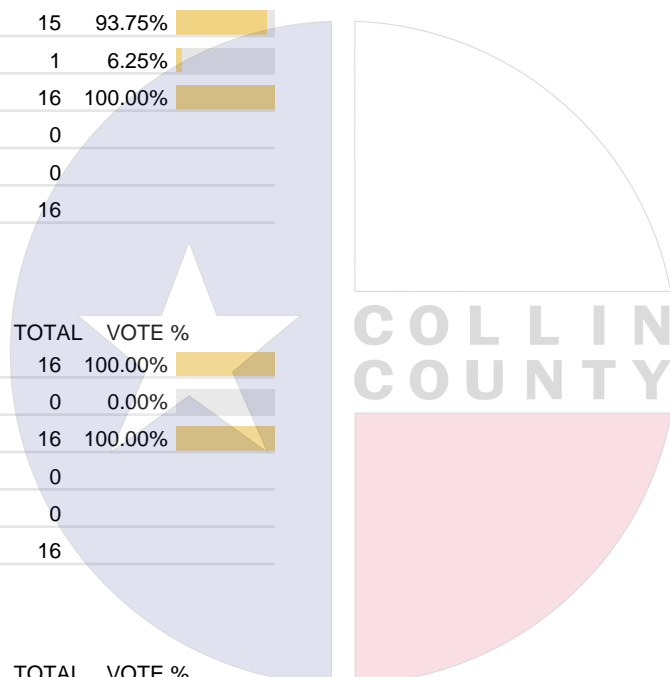
Vote For 1

	TOTAL	VOTE %	
For	16	100.00%	
Against	0	0.00%	
Total Votes Cast	16	100.00%	
Overvotes	0		
Undervotes	0		
Contest Totals	16		

#### Proposition 10 – State of Texas

Vote For 1

	TOTAL	VOTE %	
For	16	100.00%	
Against	0	0.00%	
Total Votes Cast	16	100.00%	
Overvotes	0		
Undervotes	0		
Contest Totals	16		



Collin County Seal  
 Watermark Seal for Collin County.  
 Collin County Government

## PCT 188

### Proposition 11 – State of Texas

Vote For 1

	TOTAL	VOTE %	
For	14	87.50%	
Against	2	12.50%	
Total Votes Cast	16	100.00%	
Overvotes	0		
Undervotes	0		
Contest Totals	16		

### Proposition 12 – State of Texas

Vote For 1

	TOTAL	VOTE %	
For	15	93.75%	
Against	1	6.25%	
Total Votes Cast	16	100.00%	
Overvotes	0		
Undervotes	0		
Contest Totals	16		

### Proposition 13 – State of Texas

Vote For 1

	TOTAL	VOTE %	
For	15	93.75%	
Against	1	6.25%	
Total Votes Cast	16	100.00%	
Overvotes	0		
Undervotes	0		
Contest Totals	16		

### Proposition 14 – State of Texas

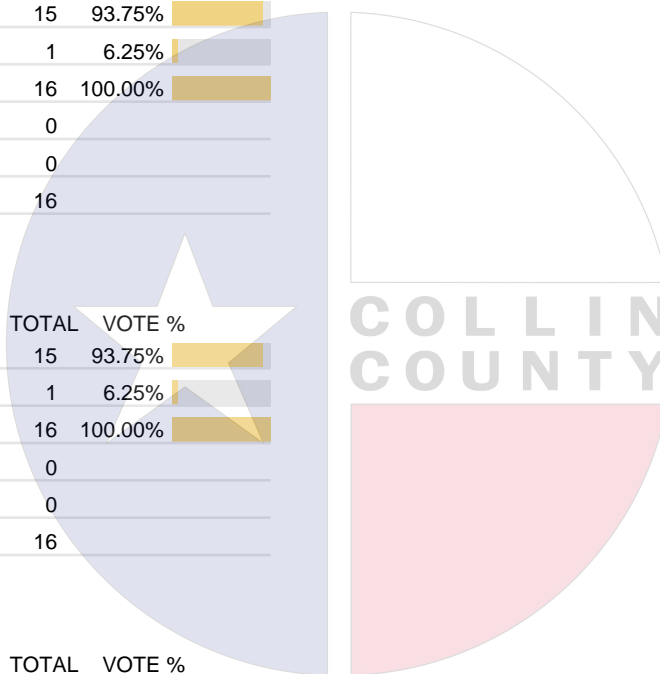
Vote For 1

	TOTAL	VOTE %	
For	9	56.25%	
Against	7	43.75%	
Total Votes Cast	16	100.00%	
Overvotes	0		
Undervotes	0		
Contest Totals	16		

### Proposition 15 – State of Texas

Vote For 1

	TOTAL	VOTE %	
For	15	93.75%	
Against	1	6.25%	
Total Votes Cast	16	100.00%	
Overvotes	0		
Undervotes	0		
Contest Totals	16		



Collin County Seal  
 Watermark Seal for Collin County.  
 Collin County Government

## PCT 188

### Proposition 16 – State of Texas

Vote For 1

	TOTAL	VOTE %	
For	16	100.00%	
Against	0	0.00%	
Total Votes Cast	16	100.00%	
Overvotes	0		
Undervotes	0		
Contest Totals	16		

### Proposition 17 – State of Texas

Vote For 1

	TOTAL	VOTE %	
For	13	81.25%	
Against	3	18.75%	
Total Votes Cast	16	100.00%	
Overvotes	0		
Undervotes	0		
Contest Totals	16		

### Proposition – Collin County ESD, No. 1

Vote For 1

	TOTAL	VOTE %	
For	6	100.00%	
Against	0	0.00%	
Total Votes Cast	6	100.00%	
Overvotes	0		
Undervotes	0		
Contest Totals	6		

### Proposition A – City of Anna

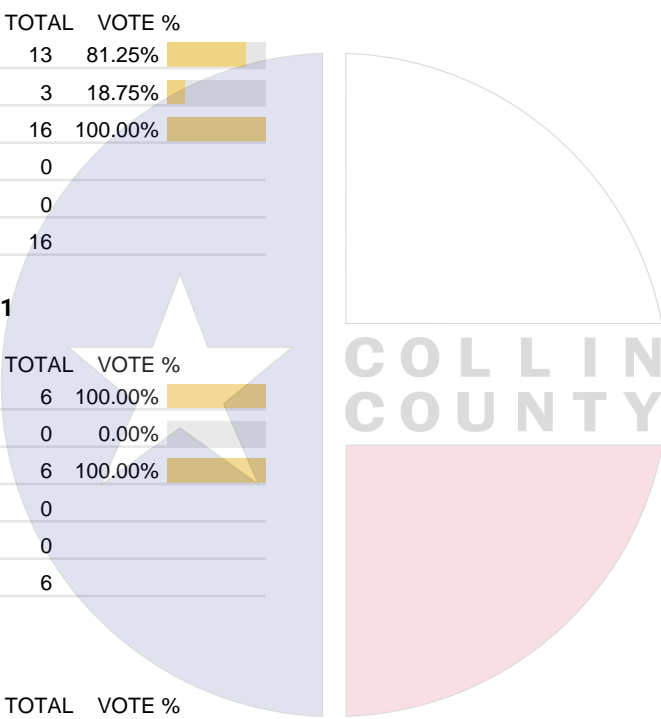
Vote For 1

	TOTAL	VOTE %	
For	0		
Against	0		
Total Votes Cast	0		
Overvotes	0		
Undervotes	0		
Contest Totals	0		

### Proposition B – City of Anna

Vote For 1

	TOTAL	VOTE %	
For	0		
Against	0		
Total Votes Cast	0		
Overvotes	0		
Undervotes	0		
Contest Totals	0		



Collin County Seal  
 Watermark Seal for Collin County.  
 Collin County Government

## PCT 188

### Proposition C – City of Anna

Vote For 1

	TOTAL	VOTE %
For	0	
Against	0	
Total Votes Cast	0	
Overvotes	0	
Undervotes	0	
Contest Totals	0	

### Proposition D – City of Anna

Vote For 1

	TOTAL	VOTE %
For	0	
Against	0	
Total Votes Cast	0	
Overvotes	0	
Undervotes	0	
Contest Totals	0	

### Proposition E – City of Anna

Vote For 1

	TOTAL	VOTE %
For	0	
Against	0	
Total Votes Cast	0	
Overvotes	0	
Undervotes	0	
Contest Totals	0	

### Proposition F – City of Anna

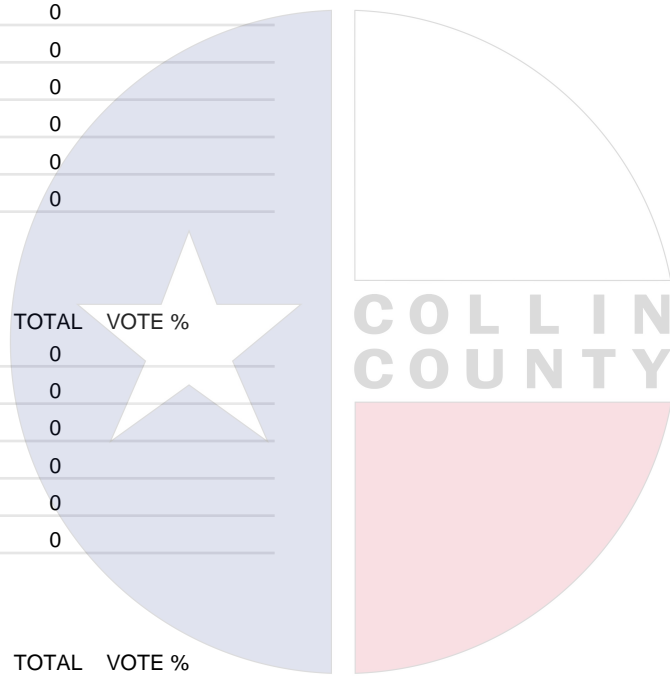
Vote For 1

	TOTAL	VOTE %
For	0	
Against	0	
Total Votes Cast	0	
Overvotes	0	
Undervotes	0	
Contest Totals	0	

### Proposition G – City of Anna

Vote For 1

	TOTAL	VOTE %
For	0	
Against	0	
Total Votes Cast	0	
Overvotes	0	
Undervotes	0	
Contest Totals	0	



Collin County Seal  
 Watermark Seal for Collin County.  
 Collin County Government

**PCT 188**

**Proposition H – City of Anna**

Vote For 1

	TOTAL	VOTE %
For	0	
Against	0	
Total Votes Cast	0	
Overvotes	0	
Undervotes	0	
Contest Totals	0	

**Proposition I – City of Anna**

Vote For 1

	TOTAL	VOTE %
For	0	
Against	0	
Total Votes Cast	0	
Overvotes	0	
Undervotes	0	
Contest Totals	0	

**Proposition J – City of Anna**

Vote For 1

	TOTAL	VOTE %
For	0	
Against	0	
Total Votes Cast	0	
Overvotes	0	
Undervotes	0	
Contest Totals	0	

**Proposition K – City of Anna**

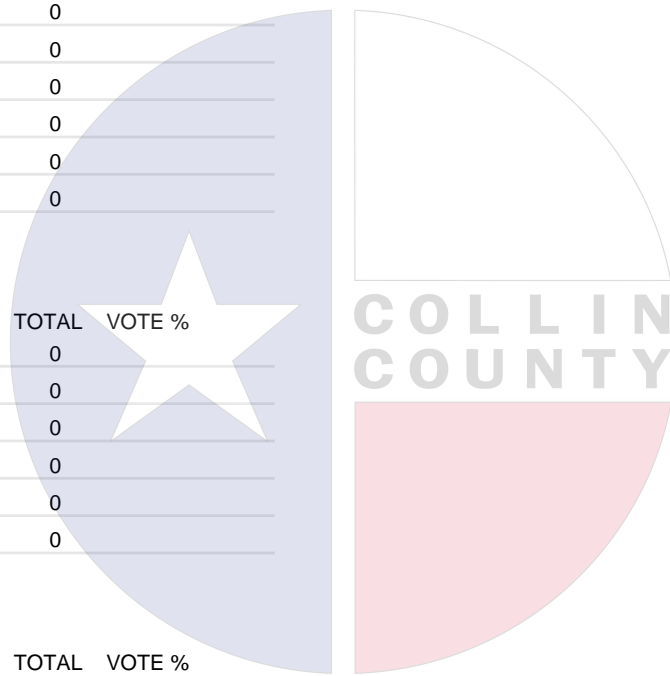
Vote For 1

	TOTAL	VOTE %
For	0	
Against	0	
Total Votes Cast	0	
Overvotes	0	
Undervotes	0	
Contest Totals	0	

**Proposition L – City of Anna**

Vote For 1

	TOTAL	VOTE %
For	0	
Against	0	
Total Votes Cast	0	
Overvotes	0	
Undervotes	0	
Contest Totals	0	



Collin County Seal  
 Watermark Seal for Collin County.  
 Collin County Government

**PCT 188**

**Proposition M – City of Anna**

Vote For 1

	TOTAL	VOTE %
For	0	
Against	0	
Total Votes Cast	0	
Overvotes	0	
Undervotes	0	
Contest Totals	0	

**Proposition N – City of Anna**

Vote For 1

	TOTAL	VOTE %
For	0	
Against	0	
Total Votes Cast	0	
Overvotes	0	
Undervotes	0	
Contest Totals	0	

**Proposition O – City of Anna**

Vote For 1

	TOTAL	VOTE %
For	0	
Against	0	
Total Votes Cast	0	
Overvotes	0	
Undervotes	0	
Contest Totals	0	

**Proposition P – City of Anna**

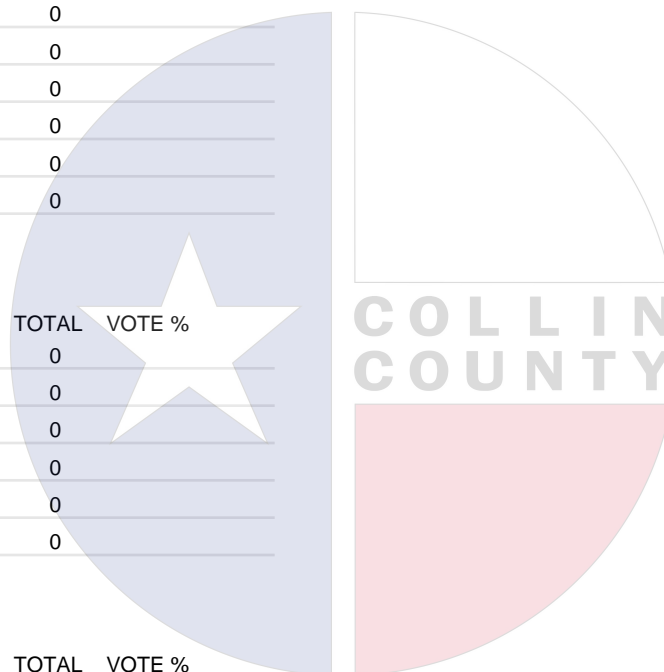
Vote For 1

	TOTAL	VOTE %
For	0	
Against	0	
Total Votes Cast	0	
Overvotes	0	
Undervotes	0	
Contest Totals	0	

**Proposition Q – City of Anna**

Vote For 1

	TOTAL	VOTE %
For	0	
Against	0	
Total Votes Cast	0	
Overvotes	0	
Undervotes	0	
Contest Totals	0	



Collin County Seal  
 Watermark Seal for Collin County,  
 Collin County Government

**PCT 188**

**Proposition R – City of Anna**

Vote For 1

	TOTAL	VOTE %
For	0	
Against	0	
Total Votes Cast	0	
Overvotes	0	
Undervotes	0	
Contest Totals	0	

**Proposition S – City of Anna**

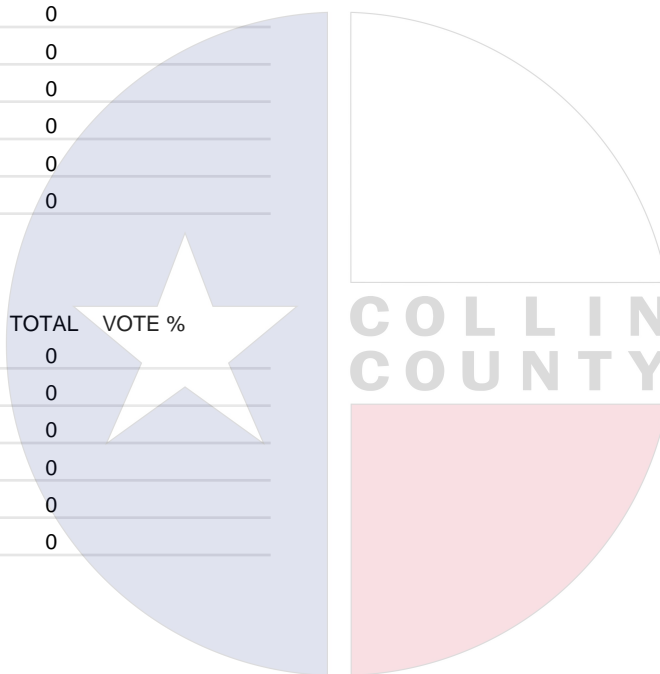
Vote For 1

	TOTAL	VOTE %
For	0	
Against	0	
Total Votes Cast	0	
Overvotes	0	
Undervotes	0	
Contest Totals	0	

**Proposition A – Van Alstyne ISD**

Vote For 1

	TOTAL	VOTE %
For	0	
Against	0	
Total Votes Cast	0	
Overvotes	0	
Undervotes	0	
Contest Totals	0	



Collin County Seal  
 Watermark Seal for Collin County.  
 Collin County Government

## PCT 189

### Proposition 1 – State of Texas

Vote For 1

	TOTAL	VOTE %	
For	240	71.86%	
Against	94	28.14%	
Total Votes Cast	334	100.00%	
Overvotes	0		
Undervotes	7		
Contest Totals	341		

### Proposition 2 – State of Texas

Vote For 1

	TOTAL	VOTE %	
For	280	82.35%	
Against	60	17.65%	
Total Votes Cast	340	100.00%	
Overvotes	0		
Undervotes	1		
Contest Totals	341		

### Proposition 3 – State of Texas

Vote For 1

	TOTAL	VOTE %	
For	240	71.43%	
Against	96	28.57%	
Total Votes Cast	336	100.00%	
Overvotes	0		
Undervotes	5		
Contest Totals	341		

### Proposition 4 – State of Texas

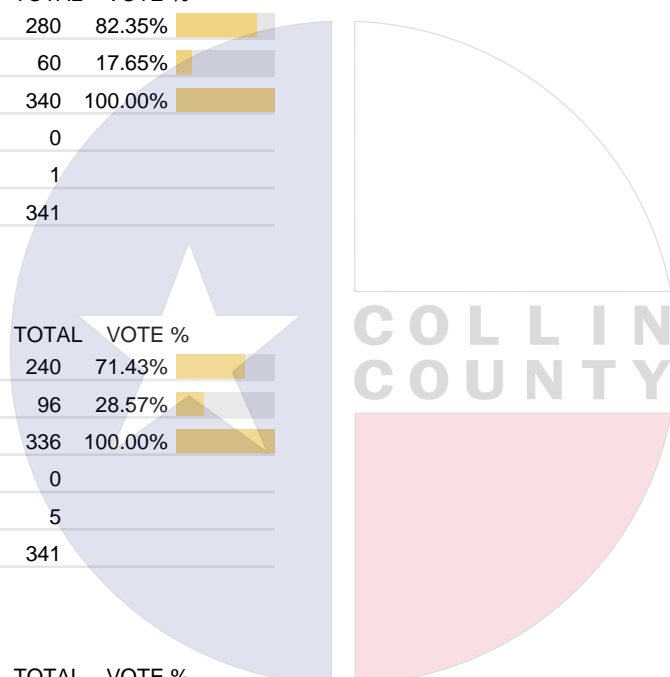
Vote For 1

	TOTAL	VOTE %	
For	254	76.28%	
Against	79	23.72%	
Total Votes Cast	333	100.00%	
Overvotes	0		
Undervotes	8		
Contest Totals	341		

### Proposition 5 – State of Texas

Vote For 1

	TOTAL	VOTE %	
For	262	78.92%	
Against	70	21.08%	
Total Votes Cast	332	100.00%	
Overvotes	1		
Undervotes	8		
Contest Totals	341		



Collin County Seal  
 Watermark Seal for Collin County.  
 Collin County Government

## PCT 189

### Proposition 6 – State of Texas

Vote For 1

	TOTAL	VOTE %	
For	231	70.21%	
Against	98	29.79%	
Total Votes Cast	329	100.00%	
Overvotes	0		
Undervotes	12		
Contest Totals	341		

### Proposition 7 – State of Texas

Vote For 1

	TOTAL	VOTE %	
For	307	91.10%	
Against	30	8.90%	
Total Votes Cast	337	100.00%	
Overvotes	1		
Undervotes	3		
Contest Totals	341		

### Proposition 8 – State of Texas

Vote For 1

	TOTAL	VOTE %	
For	291	85.84%	
Against	48	14.16%	
Total Votes Cast	339	100.00%	
Overvotes	0		
Undervotes	2		
Contest Totals	341		

### Proposition 9 – State of Texas

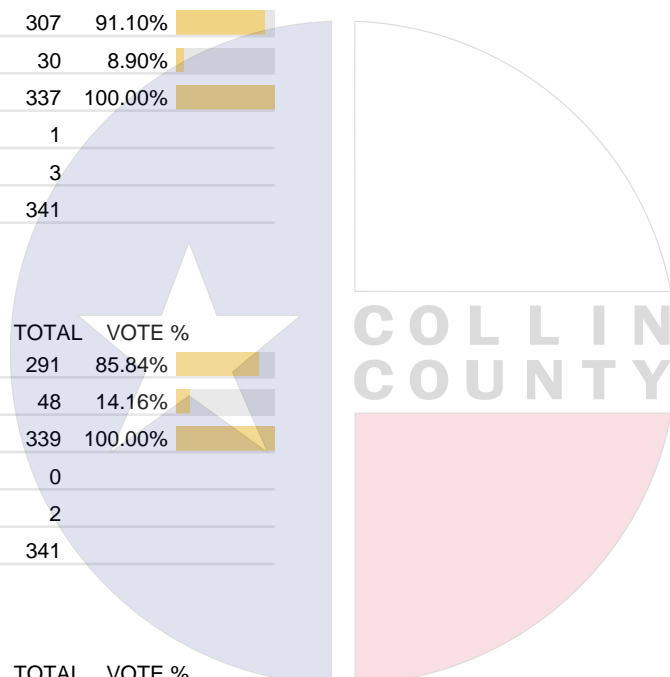
Vote For 1

	TOTAL	VOTE %	
For	277	82.69%	
Against	58	17.31%	
Total Votes Cast	335	100.00%	
Overvotes	1		
Undervotes	5		
Contest Totals	341		

### Proposition 10 – State of Texas

Vote For 1

	TOTAL	VOTE %	
For	315	94.03%	
Against	20	5.97%	
Total Votes Cast	335	100.00%	
Overvotes	1		
Undervotes	5		
Contest Totals	341		



Collin County Seal  
 Watermark Seal for Collin County.  
 Collin County Government

## PCT 189

### Proposition 11 – State of Texas

Vote For 1

	TOTAL	VOTE %	
For	291	85.59%	
Against	49	14.41%	
Total Votes Cast	340	100.00%	
Overvotes	0		
Undervotes	1		
Contest Totals	341		

### Proposition 12 – State of Texas

Vote For 1

	TOTAL	VOTE %	
For	259	77.54%	
Against	75	22.46%	
Total Votes Cast	334	100.00%	
Overvotes	0		
Undervotes	7		
Contest Totals	341		

### Proposition 13 – State of Texas

Vote For 1

	TOTAL	VOTE %	
For	310	91.18%	
Against	30	8.82%	
Total Votes Cast	340	100.00%	
Overvotes	0		
Undervotes	1		
Contest Totals	341		

### Proposition 14 – State of Texas

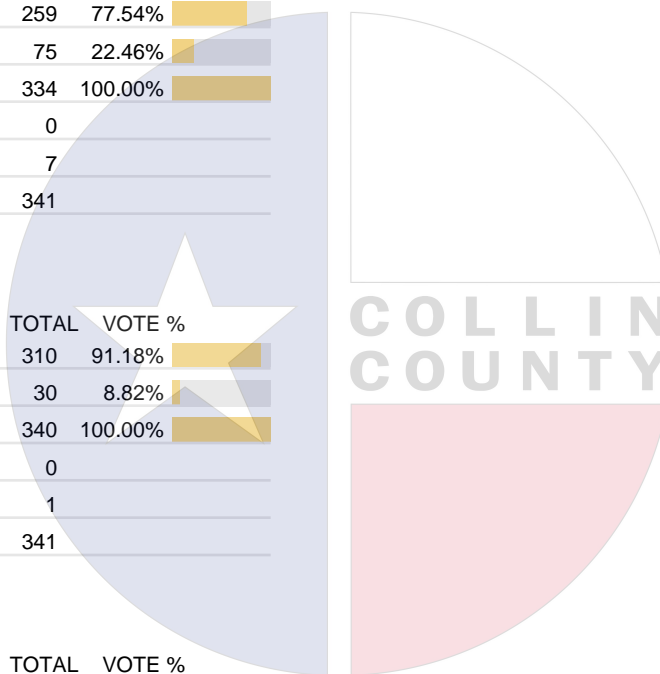
Vote For 1

	TOTAL	VOTE %	
For	227	67.16%	
Against	111	32.84%	
Total Votes Cast	338	100.00%	
Overvotes	0		
Undervotes	3		
Contest Totals	341		

### Proposition 15 – State of Texas

Vote For 1

	TOTAL	VOTE %	
For	283	85.24%	
Against	49	14.76%	
Total Votes Cast	332	100.00%	
Overvotes	2		
Undervotes	7		
Contest Totals	341		



Collin County Seal  
 Watermark Seal for Collin County.  
 Collin County Government

## PCT 189

### Proposition 16 – State of Texas

Vote For 1

	TOTAL	VOTE %	
For	287	84.91%	
Against	51	15.09%	
Total Votes Cast	338	100.00%	
Overvotes	0		
Undervotes	3		
Contest Totals	341		

### Proposition 17 – State of Texas

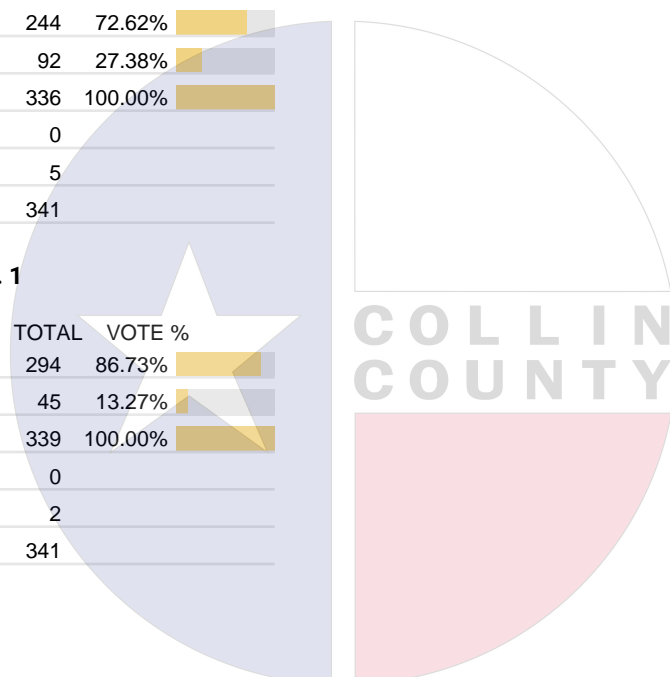
Vote For 1

	TOTAL	VOTE %	
For	244	72.62%	
Against	92	27.38%	
Total Votes Cast	336	100.00%	
Overvotes	0		
Undervotes	5		
Contest Totals	341		

### Proposition – Collin County ESD, No. 1

Vote For 1

	TOTAL	VOTE %	
For	294	86.73%	
Against	45	13.27%	
Total Votes Cast	339	100.00%	
Overvotes	0		
Undervotes	2		
Contest Totals	341		



Collin County Seal  
 Watermark Seal for Collin County.  
 Collin County Government

## PCT 190

### Proposition 1 – State of Texas

Vote For 1

	TOTAL	VOTE %	
For	13	76.47%	
Against	4	23.53%	
Total Votes Cast	17	100.00%	
Overvotes	0		
Undervotes	2		
Contest Totals	19		

### Proposition 2 – State of Texas

Vote For 1

	TOTAL	VOTE %	
For	18	94.74%	
Against	1	5.26%	
Total Votes Cast	19	100.00%	
Overvotes	0		
Undervotes	0		
Contest Totals	19		

### Proposition 3 – State of Texas

Vote For 1

	TOTAL	VOTE %	
For	13	76.47%	
Against	4	23.53%	
Total Votes Cast	17	100.00%	
Overvotes	0		
Undervotes	2		
Contest Totals	19		

### Proposition 4 – State of Texas

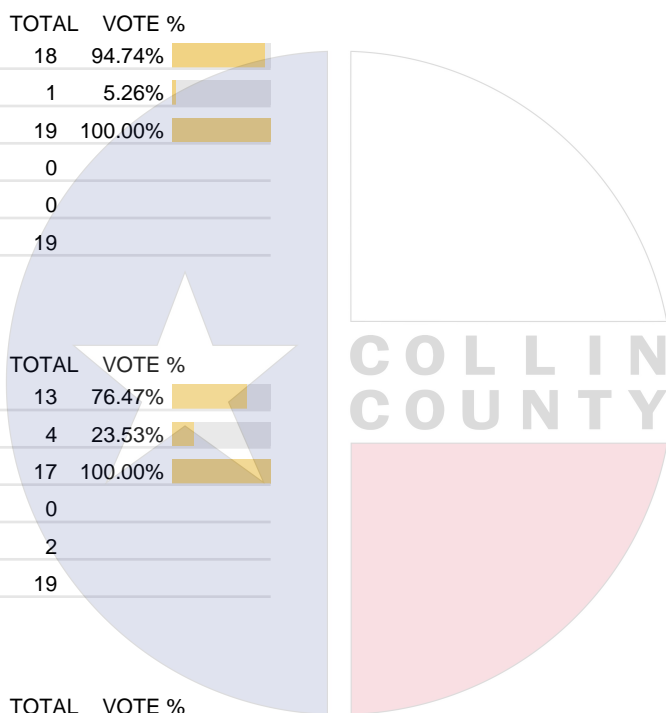
Vote For 1

	TOTAL	VOTE %	
For	15	88.24%	
Against	2	11.76%	
Total Votes Cast	17	100.00%	
Overvotes	0		
Undervotes	2		
Contest Totals	19		

### Proposition 5 – State of Texas

Vote For 1

	TOTAL	VOTE %	
For	17	100.00%	
Against	0	0.00%	
Total Votes Cast	17	100.00%	
Overvotes	0		
Undervotes	2		
Contest Totals	19		



## PCT 190

### Proposition 6 – State of Texas

Vote For 1

	TOTAL	VOTE %	
For	10	71.43%	
Against	4	28.57%	
Total Votes Cast	14	100.00%	
Overvotes	0		
Undervotes	5		
Contest Totals	19		

### Proposition 7 – State of Texas

Vote For 1

	TOTAL	VOTE %	
For	16	100.00%	
Against	0	0.00%	
Total Votes Cast	16	100.00%	
Overvotes	0		
Undervotes	3		
Contest Totals	19		

### Proposition 8 – State of Texas

Vote For 1

	TOTAL	VOTE %	
For	17	94.44%	
Against	1	5.56%	
Total Votes Cast	18	100.00%	
Overvotes	0		
Undervotes	1		
Contest Totals	19		

### Proposition 9 – State of Texas

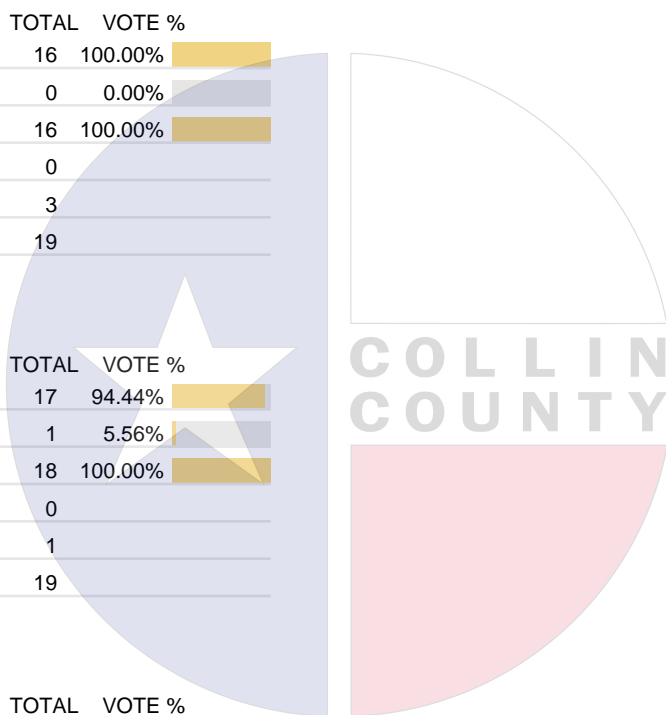
Vote For 1

	TOTAL	VOTE %	
For	16	100.00%	
Against	0	0.00%	
Total Votes Cast	16	100.00%	
Overvotes	0		
Undervotes	3		
Contest Totals	19		

### Proposition 10 – State of Texas

Vote For 1

	TOTAL	VOTE %	
For	17	100.00%	
Against	0	0.00%	
Total Votes Cast	17	100.00%	
Overvotes	0		
Undervotes	2		
Contest Totals	19		



Collin County Seal  
 Watermark Seal for Collin County.  
 Collin County Government

## PCT 190

### Proposition 11 – State of Texas

Vote For 1

	TOTAL	VOTE %	
For	15	88.24%	
Against	2	11.76%	
Total Votes Cast	17	100.00%	
Overvotes	0		
Undervotes	2		
Contest Totals	19		

### Proposition 12 – State of Texas

Vote For 1

	TOTAL	VOTE %	
For	14	87.50%	
Against	2	12.50%	
Total Votes Cast	16	100.00%	
Overvotes	0		
Undervotes	3		
Contest Totals	19		

### Proposition 13 – State of Texas

Vote For 1

	TOTAL	VOTE %	
For	17	89.47%	
Against	2	10.53%	
Total Votes Cast	19	100.00%	
Overvotes	0		
Undervotes	0		
Contest Totals	19		

### Proposition 14 – State of Texas

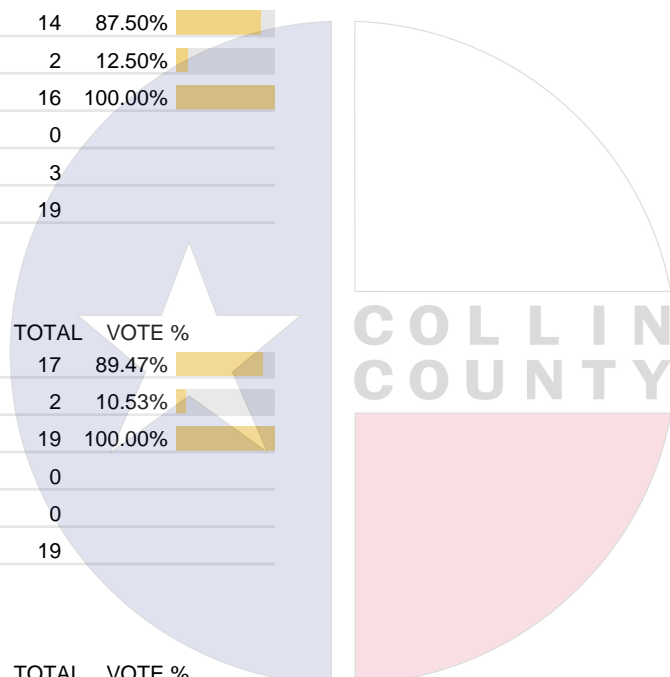
Vote For 1

	TOTAL	VOTE %	
For	11	78.57%	
Against	3	21.43%	
Total Votes Cast	14	100.00%	
Overvotes	0		
Undervotes	5		
Contest Totals	19		

### Proposition 15 – State of Texas

Vote For 1

	TOTAL	VOTE %	
For	15	88.24%	
Against	2	11.76%	
Total Votes Cast	17	100.00%	
Overvotes	0		
Undervotes	2		
Contest Totals	19		



Collin County Seal  
 Watermark Seal for Collin County.  
 Collin County Government

## PCT 190

### Proposition 16 – State of Texas

Vote For 1

	TOTAL	VOTE %	
For	14	77.78%	
Against	4	22.22%	
Total Votes Cast	18	100.00%	
Overvotes	0		
Undervotes	1		
Contest Totals	19		

### Proposition 17 – State of Texas

Vote For 1

	TOTAL	VOTE %	
For	11	73.33%	
Against	4	26.67%	
Total Votes Cast	15	100.00%	
Overvotes	0		
Undervotes	4		
Contest Totals	19		

### Proposition – Collin County ESD, No. 1

Vote For 1

	TOTAL	VOTE %	
For	18	94.74%	
Against	1	5.26%	
Total Votes Cast	19	100.00%	
Overvotes	0		
Undervotes	0		
Contest Totals	19		

### Proposition A – Town of Prosper

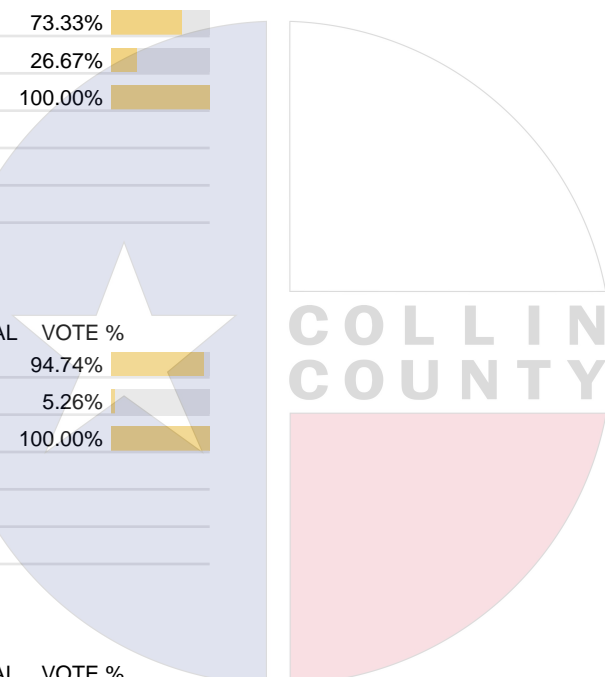
Vote For 1

	TOTAL	VOTE %	
For	0		
Against	0		
Total Votes Cast	0		
Overvotes	0		
Undervotes	0		
Contest Totals	0		

### Proposition B – Town of Prosper

Vote For 1

	TOTAL	VOTE %	
For	0		
Against	0		
Total Votes Cast	0		
Overvotes	0		
Undervotes	0		
Contest Totals	0		



Collin County Seal  
 Watermark Seal for Collin County.  
 Collin County Government

**PCT 190**

**Proposition C – Town of Prosper**

Vote For 1

	TOTAL	VOTE %
For	0	
Against	0	
Total Votes Cast	0	
Overvotes	0	
Undervotes	0	
Contest Totals	0	

**Proposition D – Town of Prosper**

Vote For 1

	TOTAL	VOTE %
For	0	
Against	0	
Total Votes Cast	0	
Overvotes	0	
Undervotes	0	
Contest Totals	0	

**Proposition E – Town of Prosper**

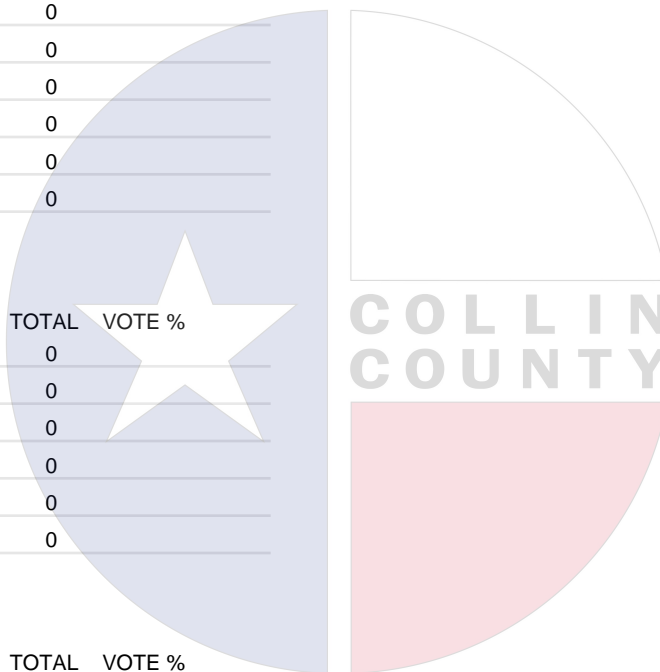
Vote For 1

	TOTAL	VOTE %
For	0	
Against	0	
Total Votes Cast	0	
Overvotes	0	
Undervotes	0	
Contest Totals	0	

**Proposition F – Town of Prosper**

Vote For 1

	TOTAL	VOTE %
For	0	
Against	0	
Total Votes Cast	0	
Overvotes	0	
Undervotes	0	
Contest Totals	0	



Collin County Seal  
 Watermark Seal for Collin County.  
 Collin County Government

## PCT 191

### Proposition 1 – State of Texas

Vote For 1

	TOTAL	VOTE %	
For	90	76.92%	
Against	27	23.08%	
Total Votes Cast	117	100.00%	
Overvotes	0		
Undervotes	1		
Contest Totals	118		

### Proposition 2 – State of Texas

Vote For 1

	TOTAL	VOTE %	
For	90	76.27%	
Against	28	23.73%	
Total Votes Cast	118	100.00%	
Overvotes	0		
Undervotes	0		
Contest Totals	118		

### Proposition 3 – State of Texas

Vote For 1

	TOTAL	VOTE %	
For	71	60.17%	
Against	47	39.83%	
Total Votes Cast	118	100.00%	
Overvotes	0		
Undervotes	0		
Contest Totals	118		

### Proposition 4 – State of Texas

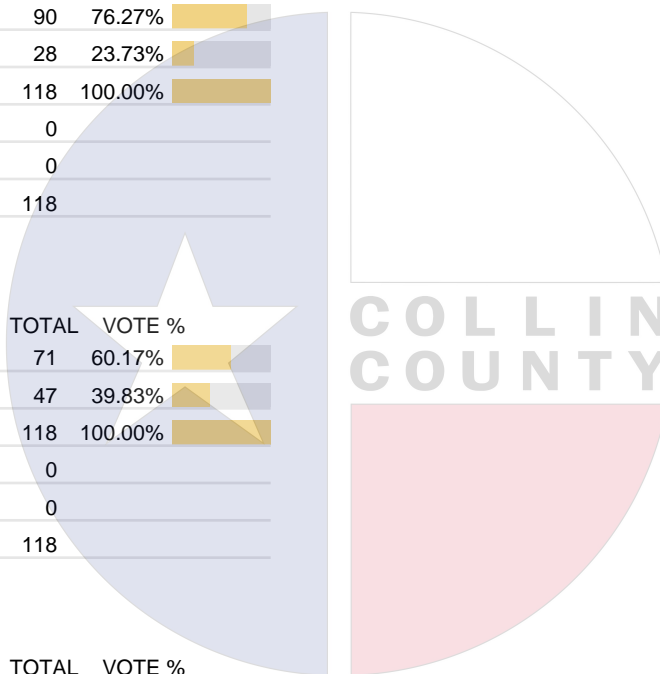
Vote For 1

	TOTAL	VOTE %	
For	79	68.10%	
Against	37	31.90%	
Total Votes Cast	116	100.00%	
Overvotes	0		
Undervotes	2		
Contest Totals	118		

### Proposition 5 – State of Texas

Vote For 1

	TOTAL	VOTE %	
For	87	75.65%	
Against	28	24.35%	
Total Votes Cast	115	100.00%	
Overvotes	0		
Undervotes	3		
Contest Totals	118		



Collin County Seal  
 Watermark Seal for Collin County.  
 Collin County Government

## PCT 191

### Proposition 6 – State of Texas

Vote For 1

	TOTAL	VOTE %	
For	78	66.67%	
Against	39	33.33%	
Total Votes Cast	117	100.00%	
Overvotes	0		
Undervotes	1		
Contest Totals	118		

### Proposition 7 – State of Texas

Vote For 1

	TOTAL	VOTE %	
For	111	94.07%	
Against	7	5.93%	
Total Votes Cast	118	100.00%	
Overvotes	0		
Undervotes	0		
Contest Totals	118		

### Proposition 8 – State of Texas

Vote For 1

	TOTAL	VOTE %	
For	99	83.90%	
Against	19	16.10%	
Total Votes Cast	118	100.00%	
Overvotes	0		
Undervotes	0		
Contest Totals	118		

### Proposition 9 – State of Texas

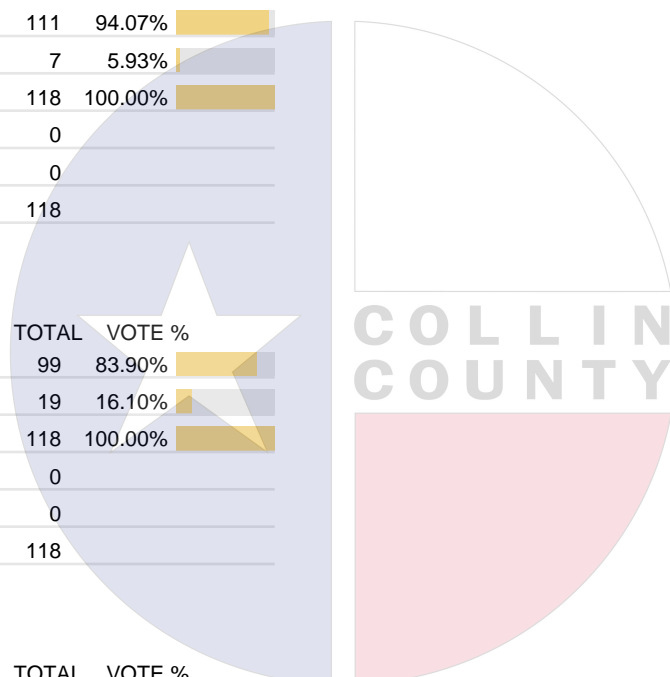
Vote For 1

	TOTAL	VOTE %	
For	86	73.50%	
Against	31	26.50%	
Total Votes Cast	117	100.00%	
Overvotes	0		
Undervotes	1		
Contest Totals	118		

### Proposition 10 – State of Texas

Vote For 1

	TOTAL	VOTE %	
For	115	97.46%	
Against	3	2.54%	
Total Votes Cast	118	100.00%	
Overvotes	0		
Undervotes	0		
Contest Totals	118		



Collin County Seal  
 Watermark Seal for Collin County.  
 Collin County Government

## PCT 191

### Proposition 11 – State of Texas

Vote For 1

	TOTAL	VOTE %	
For	97	82.20%	
Against	21	17.80%	
Total Votes Cast	118	100.00%	
Overvotes	0		
Undervotes	0		
Contest Totals	118		

### Proposition 12 – State of Texas

Vote For 1

	TOTAL	VOTE %	
For	81	69.83%	
Against	35	30.17%	
Total Votes Cast	116	100.00%	
Overvotes	0		
Undervotes	2		
Contest Totals	118		

### Proposition 13 – State of Texas

Vote For 1

	TOTAL	VOTE %	
For	105	88.98%	
Against	13	11.02%	
Total Votes Cast	118	100.00%	
Overvotes	0		
Undervotes	0		
Contest Totals	118		

### Proposition 14 – State of Texas

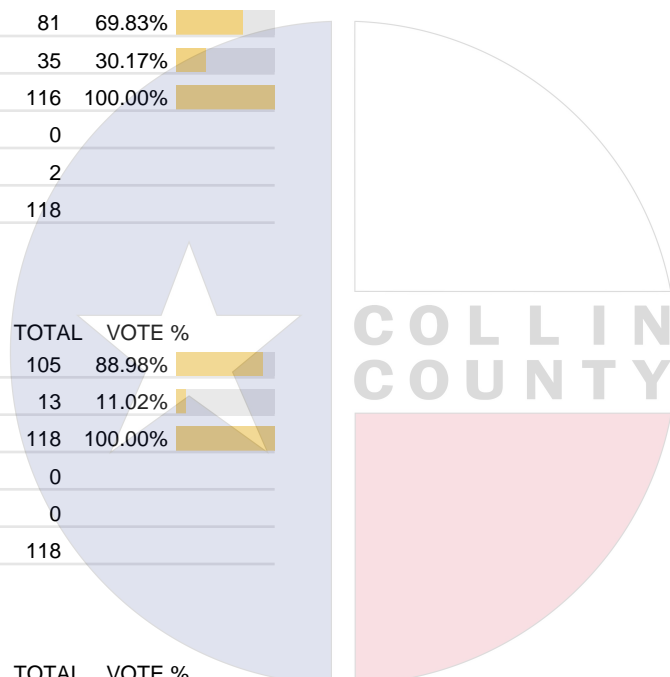
Vote For 1

	TOTAL	VOTE %	
For	88	74.58%	
Against	30	25.42%	
Total Votes Cast	118	100.00%	
Overvotes	0		
Undervotes	0		
Contest Totals	118		

### Proposition 15 – State of Texas

Vote For 1

	TOTAL	VOTE %	
For	96	82.05%	
Against	21	17.95%	
Total Votes Cast	117	100.00%	
Overvotes	0		
Undervotes	1		
Contest Totals	118		



Collin County Seal  
 Watermark Seal for Collin County.  
 Collin County Government

## PCT 191

### Proposition 16 – State of Texas

Vote For 1

	TOTAL	VOTE %	
For	98	83.05%	
Against	20	16.95%	
Total Votes Cast	118	100.00%	
Overvotes	0		
Undervotes	0		
Contest Totals	118		

### Proposition 17 – State of Texas

Vote For 1

	TOTAL	VOTE %	
For	78	67.24%	
Against	38	32.76%	
Total Votes Cast	116	100.00%	
Overvotes	0		
Undervotes	2		
Contest Totals	118		

### Proposition – Collin County ESD, No. 1

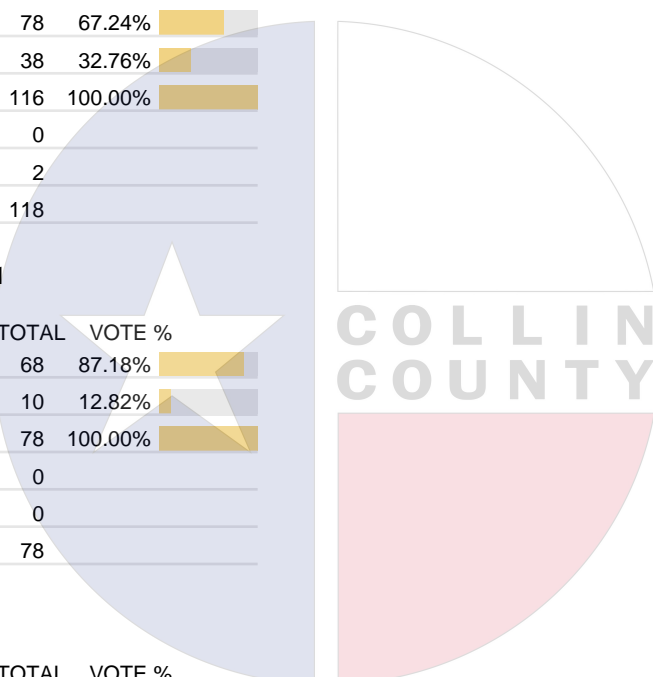
Vote For 1

	TOTAL	VOTE %	
For	68	87.18%	
Against	10	12.82%	
Total Votes Cast	78	100.00%	
Overvotes	0		
Undervotes	0		
Contest Totals	78		

### For School Trustees – Princeton ISD

Vote For 2

	TOTAL	VOTE %	
Sam Nevarez	6	3.39%	
Sonia Ledezma	50	28.25%	
Charlotte Wilson	11	6.21%	
John Campbell	31	17.51%	
Julia Schmoker	30	16.95%	
Melissa Ait Belaid	42	23.73%	
Kay McLaughlin	7	3.95%	
Total Votes Cast	177	100.00%	
Overvotes	2		
Undervotes	57		
Contest Totals	236		



Collin County Seal  
 Watermark Seal for Collin County,  
 Collin County Government

## PCT 192

### Proposition 1 – State of Texas

Vote For 1

	TOTAL	VOTE %	
For	568	64.33%	
Against	315	35.67%	
Total Votes Cast	883	100.00%	
Overvotes	0		
Undervotes	16		
Contest Totals	899		

### Proposition 2 – State of Texas

Vote For 1

	TOTAL	VOTE %	
For	713	79.84%	
Against	180	20.16%	
Total Votes Cast	893	100.00%	
Overvotes	0		
Undervotes	6		
Contest Totals	899		

### Proposition 3 – State of Texas

Vote For 1

	TOTAL	VOTE %	
For	636	72.11%	
Against	246	27.89%	
Total Votes Cast	882	100.00%	
Overvotes	0		
Undervotes	17		
Contest Totals	899		

### Proposition 4 – State of Texas

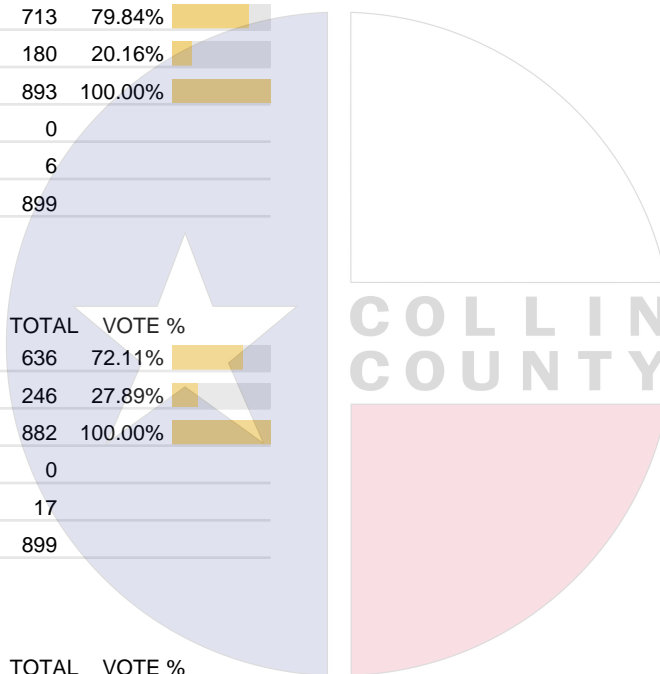
Vote For 1

	TOTAL	VOTE %	
For	585	66.93%	
Against	289	33.07%	
Total Votes Cast	874	100.00%	
Overvotes	1		
Undervotes	24		
Contest Totals	899		

### Proposition 5 – State of Texas

Vote For 1

	TOTAL	VOTE %	
For	687	79.06%	
Against	182	20.94%	
Total Votes Cast	869	100.00%	
Overvotes	0		
Undervotes	30		
Contest Totals	899		



Collin County Seal  
 Watermark Seal for Collin County.  
 Collin County Government

## PCT 192

### Proposition 6 – State of Texas

Vote For 1

	TOTAL	VOTE %	
For	594	68.51%	
Against	273	31.49%	
Total Votes Cast	867	100.00%	
Overvotes	0		
Undervotes	32		
Contest Totals	899		

### Proposition 7 – State of Texas

Vote For 1

	TOTAL	VOTE %	
For	806	91.18%	
Against	78	8.82%	
Total Votes Cast	884	100.00%	
Overvotes	0		
Undervotes	15		
Contest Totals	899		

### Proposition 8 – State of Texas

Vote For 1

	TOTAL	VOTE %	
For	759	84.99%	
Against	134	15.01%	
Total Votes Cast	893	100.00%	
Overvotes	0		
Undervotes	6		
Contest Totals	899		

### Proposition 9 – State of Texas

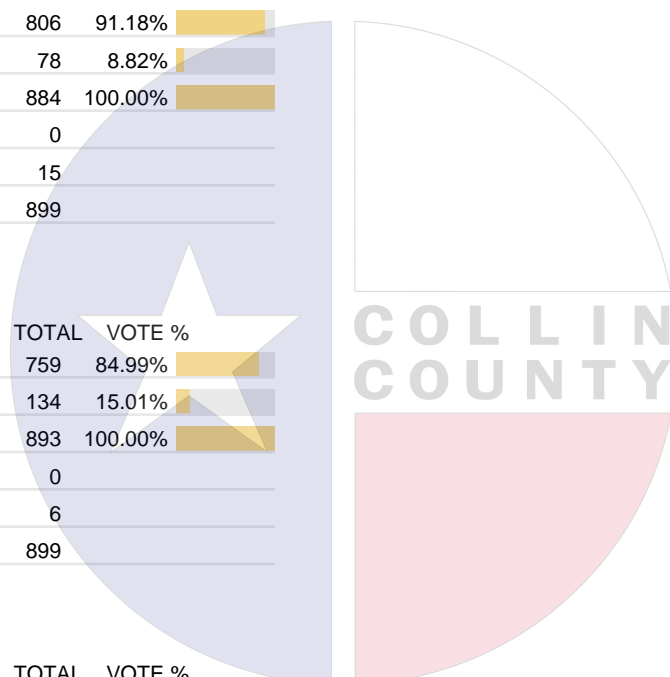
Vote For 1

	TOTAL	VOTE %	
For	680	77.63%	
Against	196	22.37%	
Total Votes Cast	876	100.00%	
Overvotes	0		
Undervotes	23		
Contest Totals	899		

### Proposition 10 – State of Texas

Vote For 1

	TOTAL	VOTE %	
For	825	93.22%	
Against	60	6.78%	
Total Votes Cast	885	100.00%	
Overvotes	0		
Undervotes	14		
Contest Totals	899		



Collin County Seal  
 Watermark Seal for Collin County.  
 Collin County Government

## PCT 192

### Proposition 11 – State of Texas

Vote For 1

	TOTAL	VOTE %	
For	736	82.79%	
Against	153	17.21%	
Total Votes Cast	889	100.00%	
Overvotes	1		
Undervotes	9		
Contest Totals	899		

### Proposition 12 – State of Texas

Vote For 1

	TOTAL	VOTE %	
For	678	77.40%	
Against	198	22.60%	
Total Votes Cast	876	100.00%	
Overvotes	0		
Undervotes	23		
Contest Totals	899		

### Proposition 13 – State of Texas

Vote For 1

	TOTAL	VOTE %	
For	767	85.89%	
Against	126	14.11%	
Total Votes Cast	893	100.00%	
Overvotes	0		
Undervotes	6		
Contest Totals	899		

### Proposition 14 – State of Texas

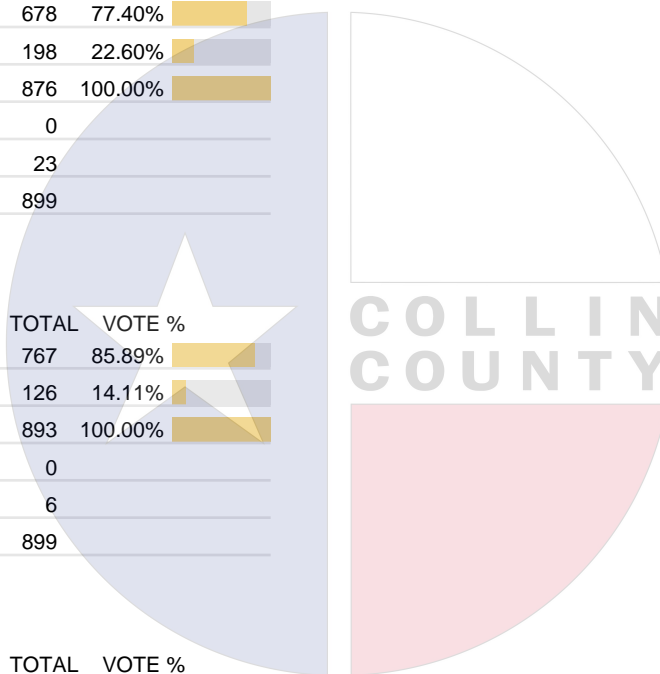
Vote For 1

	TOTAL	VOTE %	
For	565	64.50%	
Against	311	35.50%	
Total Votes Cast	876	100.00%	
Overvotes	0		
Undervotes	23		
Contest Totals	899		

### Proposition 15 – State of Texas

Vote For 1

	TOTAL	VOTE %	
For	760	85.30%	
Against	131	14.70%	
Total Votes Cast	891	100.00%	
Overvotes	0		
Undervotes	8		
Contest Totals	899		



Collin County Seal  
 Watermark Seal for Collin County.  
 Collin County Government

## PCT 192

### Proposition 16 – State of Texas

Vote For 1

	TOTAL	VOTE %	
For	765	85.67%	
Against	128	14.33%	
Total Votes Cast	893	100.00%	
Overvotes	0		
Undervotes	6		
Contest Totals	899		

### Proposition 17 – State of Texas

Vote For 1

	TOTAL	VOTE %	
For	649	74.26%	
Against	225	25.74%	
Total Votes Cast	874	100.00%	
Overvotes	0		
Undervotes	25		
Contest Totals	899		

### Proposition – Collin County ESD, No. 1

Vote For 1

	TOTAL	VOTE %	
For	342	67.32%	
Against	166	32.68%	
Total Votes Cast	508	100.00%	
Overvotes	0		
Undervotes	12		
Contest Totals	520		

### Alderman, Place 1 – City of Josephine

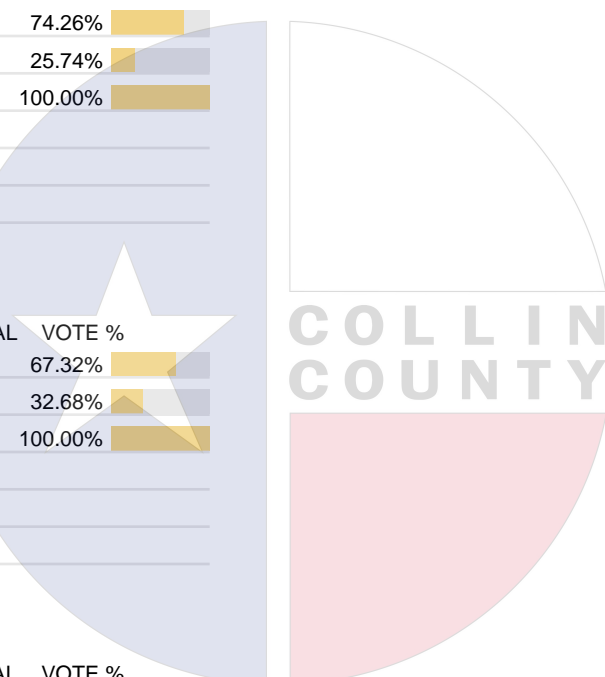
Vote For 1

	TOTAL	VOTE %	
Doug Ewing	167	47.31%	
April Aurand	186	52.69%	
Total Votes Cast	353	100.00%	
Overvotes	0		
Undervotes	15		
Contest Totals	368		

### Alderman, Place 2 – City of Josephine

Vote For 1

	TOTAL	VOTE %	
Brad Ahlfinger	149	42.21%	
Jane Ridgway	204	57.79%	
Total Votes Cast	353	100.00%	
Overvotes	0		
Undervotes	15		
Contest Totals	368		







Collin County Seal  
 Watermark Seal for Collin County.  
 Collin County Government

## PCT 192

### Alderman, Place 4 – City of Josephine

Vote For 1

	TOTAL	VOTE %	
Kenny McCarty	148	42.17%	
Pamela Sardo	203	57.83%	
Total Votes Cast	351	100.00%	
Overvotes	0		
Undervotes	17		
Contest Totals	368		



Collin County Seal  
Watermark Seal for Collin County.  
Collin County Government

## PCT 193

### Proposition 1 – State of Texas

Vote For 1

	TOTAL	VOTE %	
For	161	70.61%	
Against	67	29.39%	
Total Votes Cast	228	100.00%	
Overvotes	0		
Undervotes	2		
Contest Totals	230		

### Proposition 2 – State of Texas

Vote For 1

	TOTAL	VOTE %	
For	191	83.77%	
Against	37	16.23%	
Total Votes Cast	228	100.00%	
Overvotes	2		
Undervotes	0		
Contest Totals	230		

### Proposition 3 – State of Texas

Vote For 1

	TOTAL	VOTE %	
For	187	82.02%	
Against	41	17.98%	
Total Votes Cast	228	100.00%	
Overvotes	0		
Undervotes	2		
Contest Totals	230		

### Proposition 4 – State of Texas

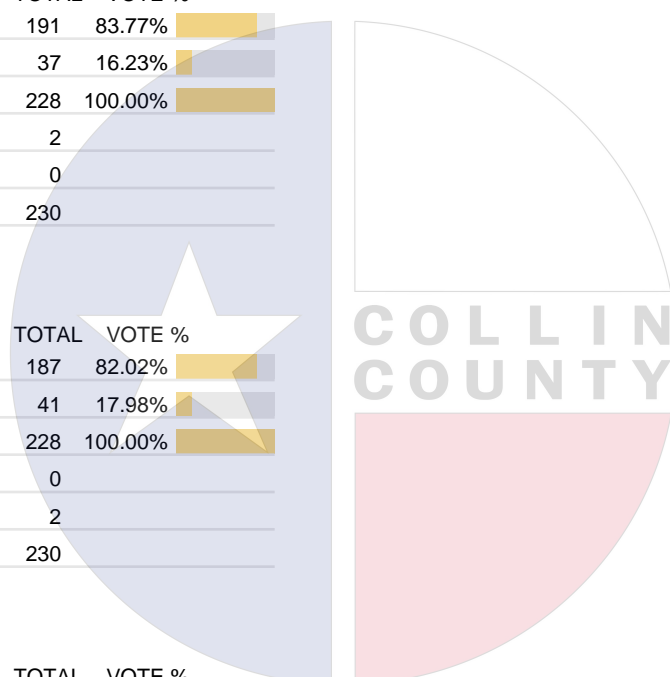
Vote For 1

	TOTAL	VOTE %	
For	181	79.39%	
Against	47	20.61%	
Total Votes Cast	228	100.00%	
Overvotes	0		
Undervotes	2		
Contest Totals	230		

### Proposition 5 – State of Texas

Vote For 1

	TOTAL	VOTE %	
For	183	81.70%	
Against	41	18.30%	
Total Votes Cast	224	100.00%	
Overvotes	0		
Undervotes	6		
Contest Totals	230		



Collin County Seal  
 Watermark Seal for Collin County.  
 Collin County Government

## PCT 193

### Proposition 6 – State of Texas

Vote For 1

	TOTAL	VOTE %	
For	152	69.72%	
Against	66	30.28%	
Total Votes Cast	218	100.00%	
Overvotes	0		
Undervotes	12		
Contest Totals	230		

### Proposition 7 – State of Texas

Vote For 1

	TOTAL	VOTE %	
For	212	93.39%	
Against	15	6.61%	
Total Votes Cast	227	100.00%	
Overvotes	0		
Undervotes	3		
Contest Totals	230		

### Proposition 8 – State of Texas

Vote For 1

	TOTAL	VOTE %	
For	205	90.31%	
Against	22	9.69%	
Total Votes Cast	227	100.00%	
Overvotes	0		
Undervotes	3		
Contest Totals	230		

### Proposition 9 – State of Texas

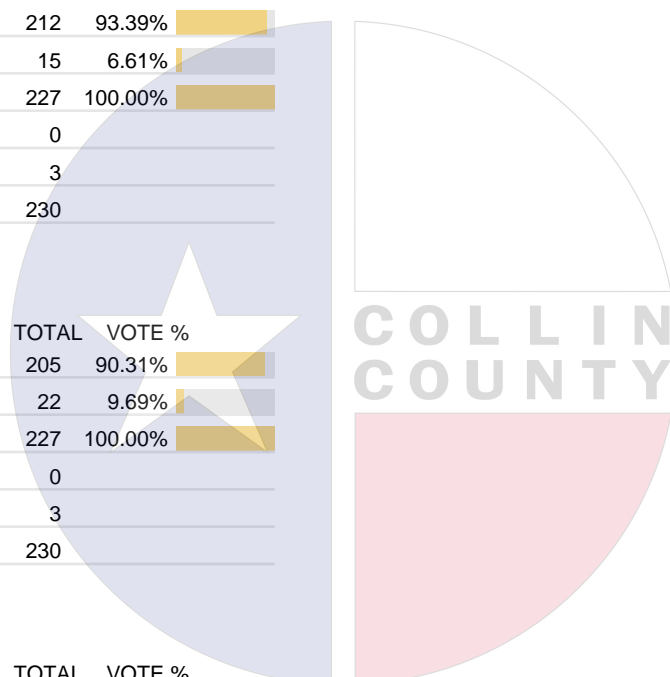
Vote For 1

	TOTAL	VOTE %	
For	186	83.04%	
Against	38	16.96%	
Total Votes Cast	224	100.00%	
Overvotes	0		
Undervotes	6		
Contest Totals	230		

### Proposition 10 – State of Texas

Vote For 1

	TOTAL	VOTE %	
For	214	93.04%	
Against	16	6.96%	
Total Votes Cast	230	100.00%	
Overvotes	0		
Undervotes	0		
Contest Totals	230		



Collin County Seal  
 Watermark Seal for Collin County.  
 Collin County Government

## PCT 193

### Proposition 11 – State of Texas

Vote For 1

	TOTAL	VOTE %	
For	202	88.60%	
Against	26	11.40%	
Total Votes Cast	228	100.00%	
Overvotes	0		
Undervotes	2		
Contest Totals	230		

### Proposition 12 – State of Texas

Vote For 1

	TOTAL	VOTE %	
For	174	77.33%	
Against	51	22.67%	
Total Votes Cast	225	100.00%	
Overvotes	0		
Undervotes	5		
Contest Totals	230		

### Proposition 13 – State of Texas

Vote For 1

	TOTAL	VOTE %	
For	206	89.96%	
Against	23	10.04%	
Total Votes Cast	229	100.00%	
Overvotes	0		
Undervotes	1		
Contest Totals	230		

### Proposition 14 – State of Texas

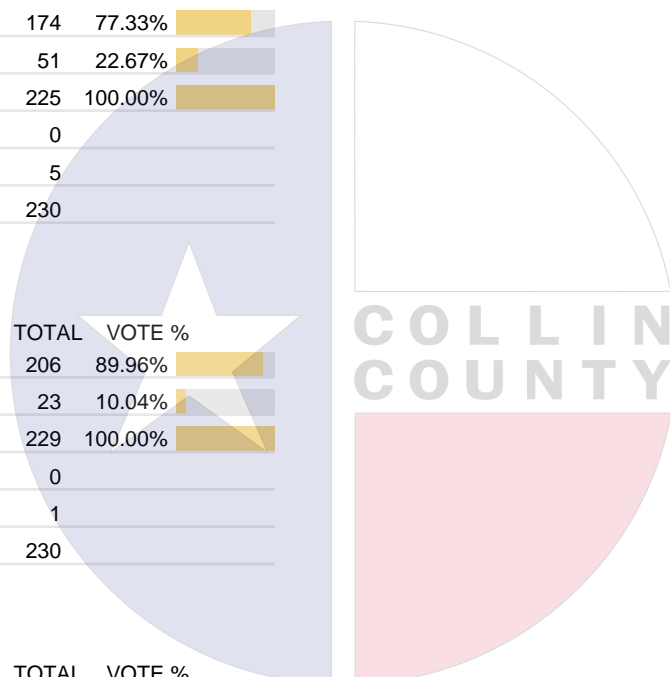
Vote For 1

	TOTAL	VOTE %	
For	156	69.03%	
Against	70	30.97%	
Total Votes Cast	226	100.00%	
Overvotes	0		
Undervotes	4		
Contest Totals	230		

### Proposition 15 – State of Texas

Vote For 1

	TOTAL	VOTE %	
For	184	82.14%	
Against	40	17.86%	
Total Votes Cast	224	100.00%	
Overvotes	1		
Undervotes	5		
Contest Totals	230		



Collin County Seal  
 Watermark Seal for Collin County.  
 Collin County Government

## PCT 193

### Proposition 16 – State of Texas

Vote For 1

	TOTAL	VOTE %	
For	191	84.89%	
Against	34	15.11%	
Total Votes Cast	225	100.00%	
Overvotes	0		
Undervotes	5		
Contest Totals	230		

### Proposition 17 – State of Texas

Vote For 1

	TOTAL	VOTE %	
For	176	77.88%	
Against	50	22.12%	
Total Votes Cast	226	100.00%	
Overvotes	0		
Undervotes	4		
Contest Totals	230		

### Proposition – Collin County ESD, No. 1

Vote For 1

	TOTAL	VOTE %	
For	146	74.87%	
Against	49	25.13%	
Total Votes Cast	195	100.00%	
Overvotes	0		
Undervotes	2		
Contest Totals	197		

### Mayor – City of Lavon

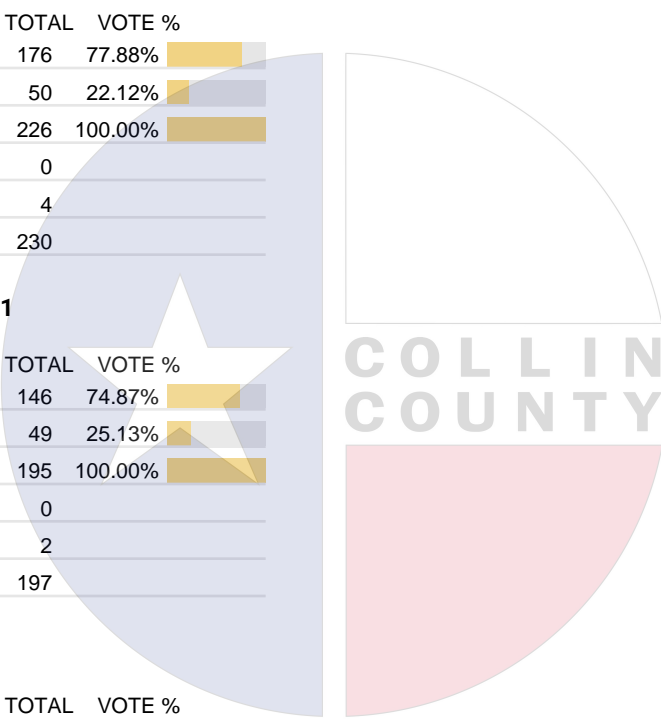
Vote For 1

	TOTAL	VOTE %	
Vicki L Sanson	13	59.09%	
Joshua Murray	9	40.91%	
Total Votes Cast	22	100.00%	
Overvotes	0		
Undervotes	1		
Contest Totals	23		

### City Council, Place 2 – City of Lavon

Vote For 1

	TOTAL	VOTE %	
Mike Cook	20	100.00%	
Total Votes Cast	20	100.00%	
Overvotes	0		
Undervotes	3		
Contest Totals	23		







Collin County Seal  
 Watermark Seal for Collin County.  
 Collin County Government

## PCT 193

### City Council, Place 4 – City of Lavon

Vote For 1

	TOTAL	VOTE %	
Ted Dill	8	42.11%	
Rachel K Dumas	11	57.89%	
Total Votes Cast	19	100.00%	
Overvotes	0		
Undervotes	4		
Contest Totals	23		



Collin County Seal  
Watermark Seal for Collin County.  
Collin County Government

## PCT 195

### Proposition 1 – State of Texas

Vote For 1

	TOTAL	VOTE %	
For	138	62.16%	
Against	84	37.84%	
Total Votes Cast	222	100.00%	
Overvotes	0		
Undervotes	4		
Contest Totals	226		

### Proposition 2 – State of Texas

Vote For 1

	TOTAL	VOTE %	
For	188	83.93%	
Against	36	16.07%	
Total Votes Cast	224	100.00%	
Overvotes	0		
Undervotes	2		
Contest Totals	226		

### Proposition 3 – State of Texas

Vote For 1

	TOTAL	VOTE %	
For	145	65.02%	
Against	78	34.98%	
Total Votes Cast	223	100.00%	
Overvotes	0		
Undervotes	3		
Contest Totals	226		

### Proposition 4 – State of Texas

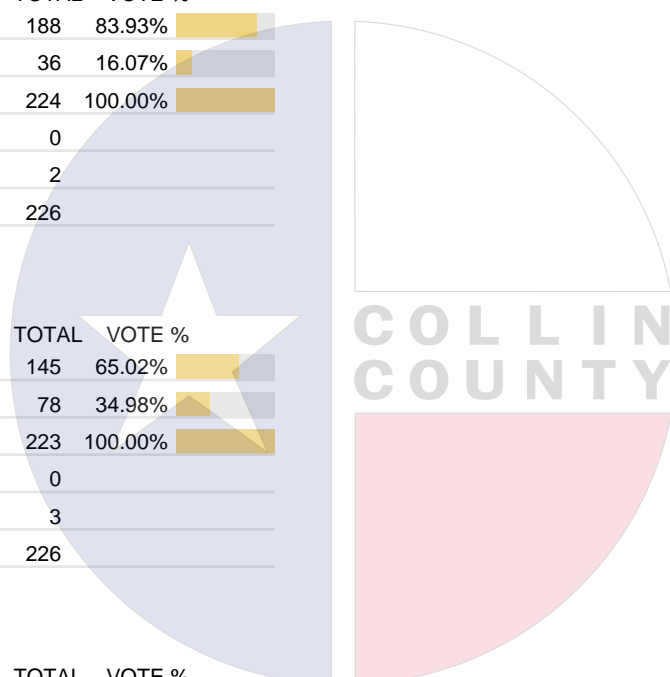
Vote For 1

	TOTAL	VOTE %	
For	154	68.75%	
Against	70	31.25%	
Total Votes Cast	224	100.00%	
Overvotes	0		
Undervotes	2		
Contest Totals	226		

### Proposition 5 – State of Texas

Vote For 1

	TOTAL	VOTE %	
For	178	80.91%	
Against	42	19.09%	
Total Votes Cast	220	100.00%	
Overvotes	1		
Undervotes	5		
Contest Totals	226		



Collin County Seal  
 Watermark Seal for Collin County.  
 Collin County Government

## PCT 195

### Proposition 6 – State of Texas

Vote For 1

	TOTAL	VOTE %	
For	155	71.43%	
Against	62	28.57%	
Total Votes Cast	217	100.00%	
Overvotes	0		
Undervotes	9		
Contest Totals	226		

### Proposition 7 – State of Texas

Vote For 1

	TOTAL	VOTE %	
For	213	94.25%	
Against	13	5.75%	
Total Votes Cast	226	100.00%	
Overvotes	0		
Undervotes	0		
Contest Totals	226		

### Proposition 8 – State of Texas

Vote For 1

	TOTAL	VOTE %	
For	195	86.28%	
Against	31	13.72%	
Total Votes Cast	226	100.00%	
Overvotes	0		
Undervotes	0		
Contest Totals	226		

### Proposition 9 – State of Texas

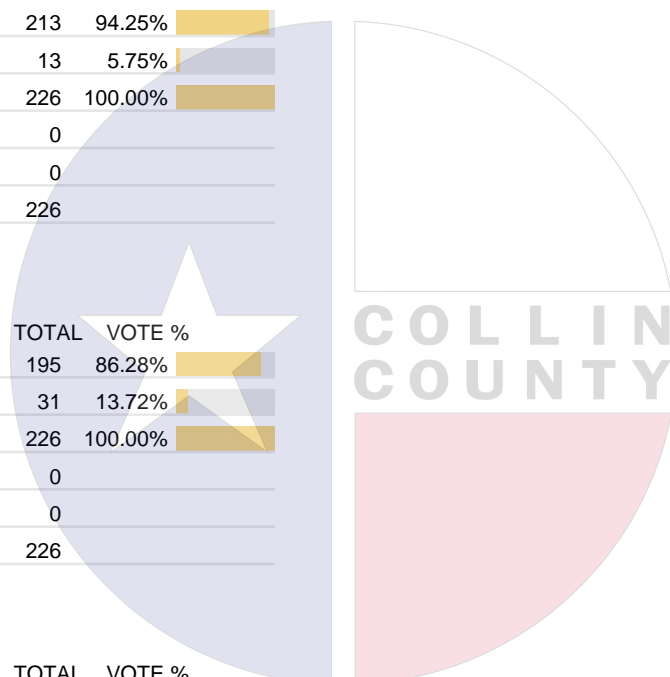
Vote For 1

	TOTAL	VOTE %	
For	181	81.53%	
Against	41	18.47%	
Total Votes Cast	222	100.00%	
Overvotes	0		
Undervotes	4		
Contest Totals	226		

### Proposition 10 – State of Texas

Vote For 1

	TOTAL	VOTE %	
For	217	96.44%	
Against	8	3.56%	
Total Votes Cast	225	100.00%	
Overvotes	0		
Undervotes	1		
Contest Totals	226		



Collin County Seal  
 Watermark Seal for Collin County.  
 Collin County Government

## PCT 195

### Proposition 11 – State of Texas

Vote For 1

	TOTAL	VOTE %	
For	195	86.28%	
Against	31	13.72%	
Total Votes Cast	226	100.00%	
Overvotes	0		
Undervotes	0		
Contest Totals	226		

### Proposition 12 – State of Texas

Vote For 1

	TOTAL	VOTE %	
For	165	74.32%	
Against	57	25.68%	
Total Votes Cast	222	100.00%	
Overvotes	0		
Undervotes	4		
Contest Totals	226		

### Proposition 13 – State of Texas

Vote For 1

	TOTAL	VOTE %	
For	206	92.38%	
Against	17	7.62%	
Total Votes Cast	223	100.00%	
Overvotes	0		
Undervotes	3		
Contest Totals	226		

### Proposition 14 – State of Texas

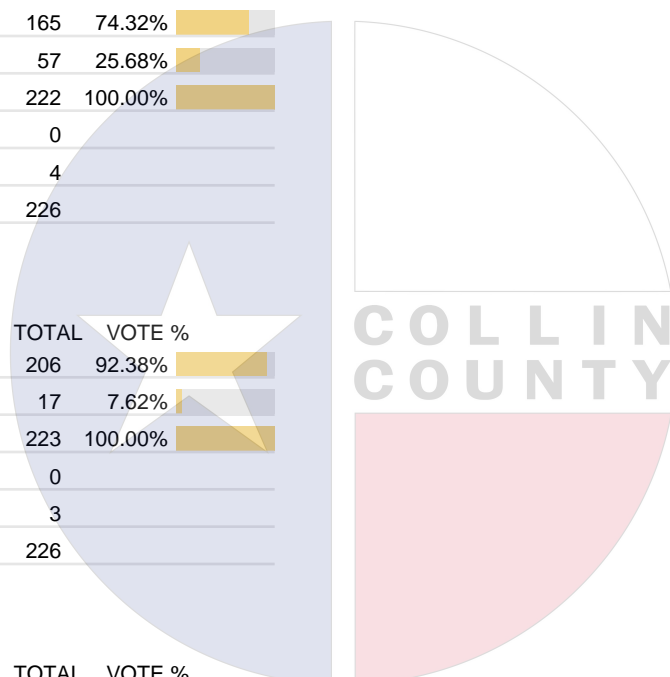
Vote For 1

	TOTAL	VOTE %	
For	132	59.19%	
Against	91	40.81%	
Total Votes Cast	223	100.00%	
Overvotes	0		
Undervotes	3		
Contest Totals	226		

### Proposition 15 – State of Texas

Vote For 1

	TOTAL	VOTE %	
For	179	80.63%	
Against	43	19.37%	
Total Votes Cast	222	100.00%	
Overvotes	0		
Undervotes	4		
Contest Totals	226		



Collin County Seal  
 Watermark Seal for Collin County.  
 Collin County Government

## PCT 195

### Proposition 16 – State of Texas

Vote For 1

	TOTAL	VOTE %	
For	187	84.23%	
Against	35	15.77%	
Total Votes Cast	222	100.00%	
Overvotes	0		
Undervotes	4		
Contest Totals	226		

### Proposition 17 – State of Texas

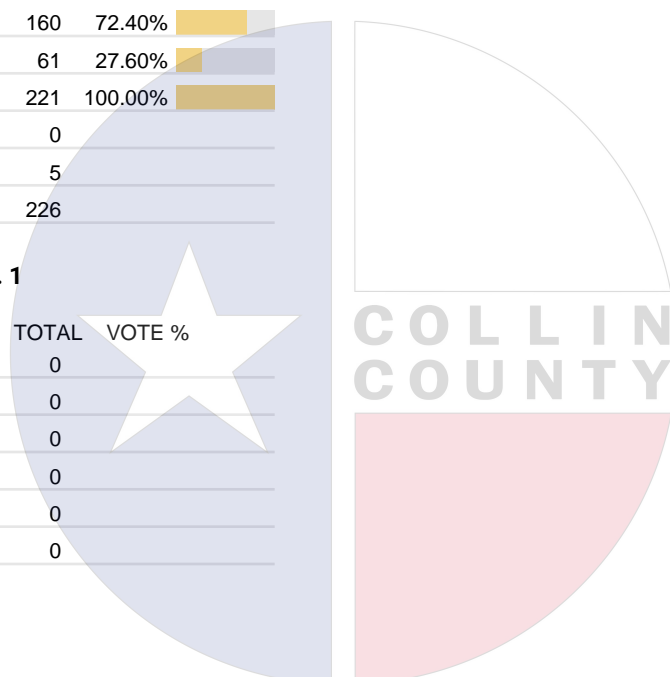
Vote For 1

	TOTAL	VOTE %	
For	160	72.40%	
Against	61	27.60%	
Total Votes Cast	221	100.00%	
Overvotes	0		
Undervotes	5		
Contest Totals	226		

### Proposition – Collin County ESD, No. 1

Vote For 1

	TOTAL	VOTE %	
For	0		
Against	0		
Total Votes Cast	0		
Overvotes	0		
Undervotes	0		
Contest Totals	0		



Collin County Seal  
 Watermark Seal for Collin County.  
 Collin County Government

## PCT 196

### Proposition 1 – State of Texas

Vote For 1

	TOTAL	VOTE %	
For	210	70.47%	
Against	88	29.53%	
Total Votes Cast	298	100.00%	
Overvotes	0		
Undervotes	8		
Contest Totals	306		

### Proposition 2 – State of Texas

Vote For 1

	TOTAL	VOTE %	
For	204	66.89%	
Against	101	33.11%	
Total Votes Cast	305	100.00%	
Overvotes	0		
Undervotes	1		
Contest Totals	306		

### Proposition 3 – State of Texas

Vote For 1

	TOTAL	VOTE %	
For	188	61.84%	
Against	116	38.16%	
Total Votes Cast	304	100.00%	
Overvotes	0		
Undervotes	2		
Contest Totals	306		

### Proposition 4 – State of Texas

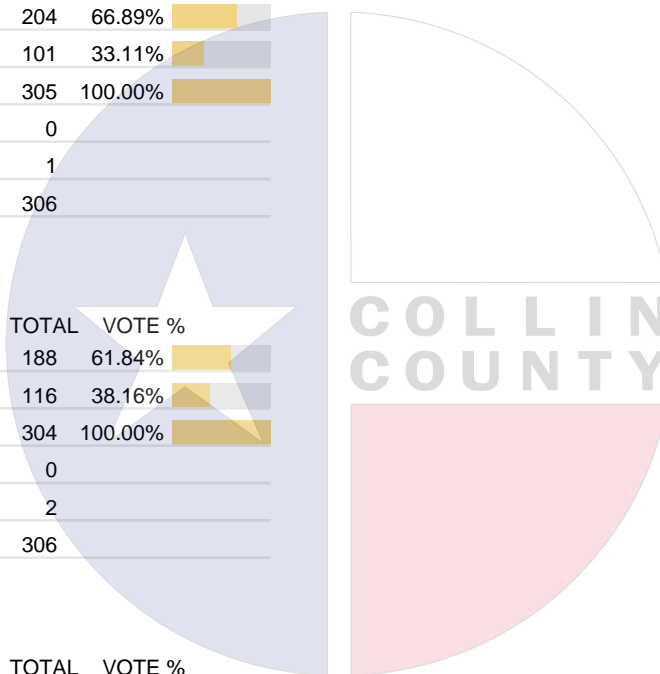
Vote For 1

	TOTAL	VOTE %	
For	216	72.24%	
Against	83	27.76%	
Total Votes Cast	299	100.00%	
Overvotes	0		
Undervotes	7		
Contest Totals	306		

### Proposition 5 – State of Texas

Vote For 1

	TOTAL	VOTE %	
For	217	73.06%	
Against	80	26.94%	
Total Votes Cast	297	100.00%	
Overvotes	0		
Undervotes	9		
Contest Totals	306		



Collin County Seal  
 Watermark Seal for Collin County.  
 Collin County Government

## PCT 196

### Proposition 6 – State of Texas

Vote For 1

	TOTAL	VOTE %	
For	168	56.76%	
Against	128	43.24%	
Total Votes Cast	296	100.00%	
Overvotes	0		
Undervotes	10		
Contest Totals	306		

### Proposition 7 – State of Texas

Vote For 1

	TOTAL	VOTE %	
For	269	88.78%	
Against	34	11.22%	
Total Votes Cast	303	100.00%	
Overvotes	0		
Undervotes	3		
Contest Totals	306		

### Proposition 8 – State of Texas

Vote For 1

	TOTAL	VOTE %	
For	225	74.01%	
Against	79	25.99%	
Total Votes Cast	304	100.00%	
Overvotes	0		
Undervotes	2		
Contest Totals	306		

### Proposition 9 – State of Texas

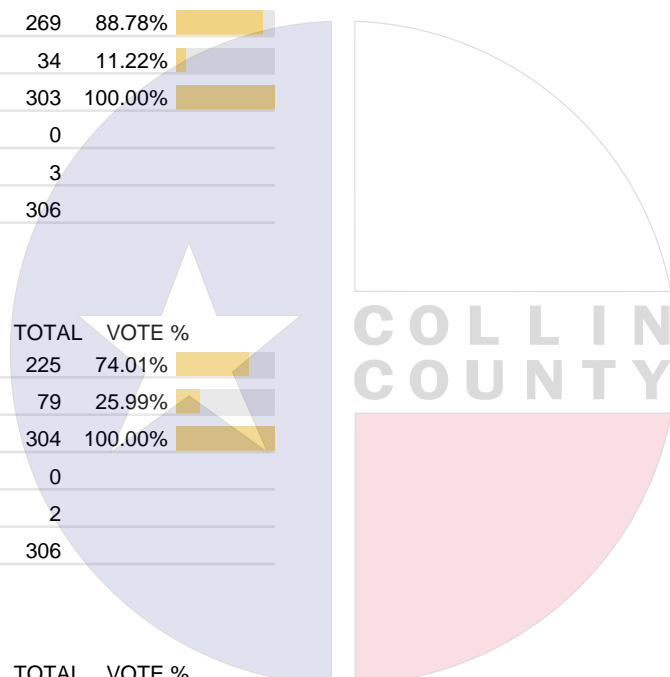
Vote For 1

	TOTAL	VOTE %	
For	209	70.85%	
Against	86	29.15%	
Total Votes Cast	295	100.00%	
Overvotes	0		
Undervotes	11		
Contest Totals	306		

### Proposition 10 – State of Texas

Vote For 1

	TOTAL	VOTE %	
For	270	90.00%	
Against	30	10.00%	
Total Votes Cast	300	100.00%	
Overvotes	0		
Undervotes	6		
Contest Totals	306		



Collin County Seal  
 Watermark Seal for Collin County.  
 Collin County Government

## PCT 196

### Proposition 11 – State of Texas

Vote For 1

	TOTAL	VOTE %	
For	249	81.64%	
Against	56	18.36%	
Total Votes Cast	305	100.00%	
Overvotes	0		
Undervotes	1		
Contest Totals	306		

### Proposition 12 – State of Texas

Vote For 1

	TOTAL	VOTE %	
For	185	61.67%	
Against	115	38.33%	
Total Votes Cast	300	100.00%	
Overvotes	0		
Undervotes	6		
Contest Totals	306		

### Proposition 13 – State of Texas

Vote For 1

	TOTAL	VOTE %	
For	267	87.83%	
Against	37	12.17%	
Total Votes Cast	304	100.00%	
Overvotes	0		
Undervotes	2		
Contest Totals	306		

### Proposition 14 – State of Texas

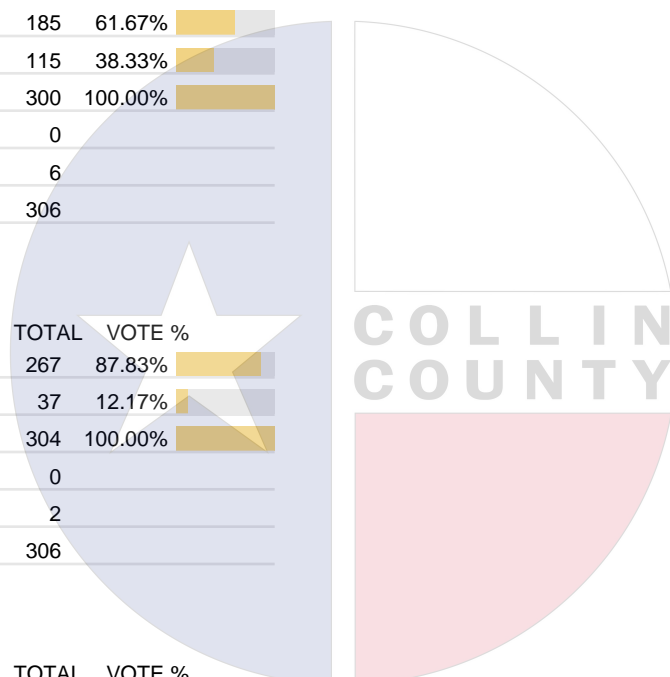
Vote For 1

	TOTAL	VOTE %	
For	201	67.45%	
Against	97	32.55%	
Total Votes Cast	298	100.00%	
Overvotes	0		
Undervotes	8		
Contest Totals	306		

### Proposition 15 – State of Texas

Vote For 1

	TOTAL	VOTE %	
For	215	70.49%	
Against	90	29.51%	
Total Votes Cast	305	100.00%	
Overvotes	0		
Undervotes	1		
Contest Totals	306		



Collin County Seal  
 Watermark Seal for Collin County.  
 Collin County Government

## PCT 196

### Proposition 16 – State of Texas

Vote For 1

	TOTAL	VOTE %	
For	213	70.07%	
Against	91	29.93%	
Total Votes Cast	304	100.00%	
Overvotes	1		
Undervotes	1		
Contest Totals	306		

### Proposition 17 – State of Texas

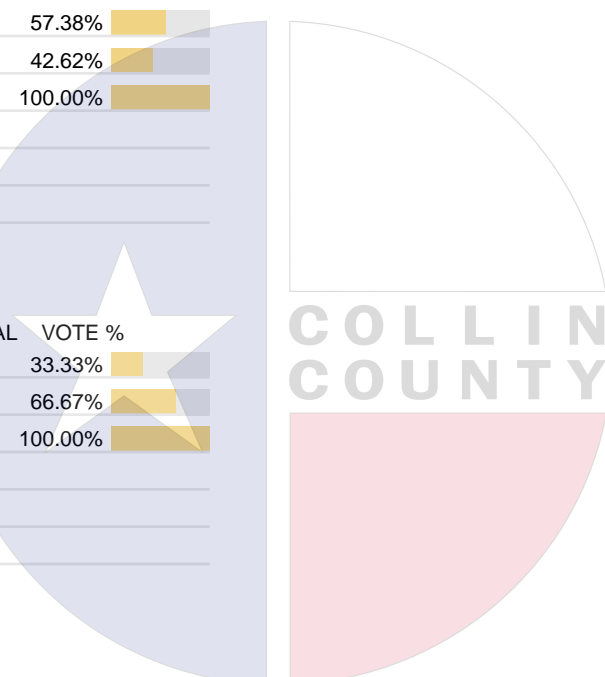
Vote For 1

	TOTAL	VOTE %	
For	171	57.38%	
Against	127	42.62%	
Total Votes Cast	298	100.00%	
Overvotes	0		
Undervotes	8		
Contest Totals	306		

### Proposition – Collin County ESD, No. 1

Vote For 1

	TOTAL	VOTE %	
For	3	33.33%	
Against	6	66.67%	
Total Votes Cast	9	100.00%	
Overvotes	0		
Undervotes	0		
Contest Totals	9		



Collin County Seal  
 Watermark Seal for Collin County.  
 Collin County Government

## PCT 197

### Proposition 1 – State of Texas

Vote For 1

	TOTAL	VOTE %	
For	133	70.00%	
Against	57	30.00%	
Total Votes Cast	190	100.00%	
Overvotes	0		
Undervotes	0		
Contest Totals	190		

### Proposition 2 – State of Texas

Vote For 1

	TOTAL	VOTE %	
For	112	58.95%	
Against	78	41.05%	
Total Votes Cast	190	100.00%	
Overvotes	0		
Undervotes	0		
Contest Totals	190		

### Proposition 3 – State of Texas

Vote For 1

	TOTAL	VOTE %	
For	103	54.21%	
Against	87	45.79%	
Total Votes Cast	190	100.00%	
Overvotes	0		
Undervotes	0		
Contest Totals	190		

### Proposition 4 – State of Texas

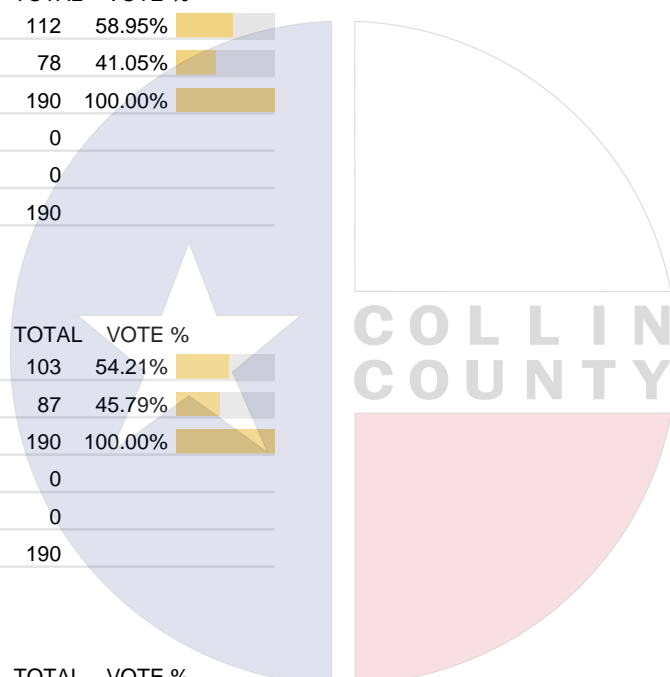
Vote For 1

	TOTAL	VOTE %	
For	135	71.05%	
Against	55	28.95%	
Total Votes Cast	190	100.00%	
Overvotes	0		
Undervotes	0		
Contest Totals	190		

### Proposition 5 – State of Texas

Vote For 1

	TOTAL	VOTE %	
For	121	63.68%	
Against	69	36.32%	
Total Votes Cast	190	100.00%	
Overvotes	0		
Undervotes	0		
Contest Totals	190		



Collin County Seal  
 Watermark Seal for Collin County.  
 Collin County Government

## PCT 197

### Proposition 6 – State of Texas

Vote For 1

	TOTAL	VOTE %	
For	97	51.32%	
Against	92	48.68%	
Total Votes Cast	189	100.00%	
Overvotes	0		
Undervotes	1		
Contest Totals	190		

### Proposition 7 – State of Texas

Vote For 1

	TOTAL	VOTE %	
For	162	85.71%	
Against	27	14.29%	
Total Votes Cast	189	100.00%	
Overvotes	0		
Undervotes	1		
Contest Totals	190		

### Proposition 8 – State of Texas

Vote For 1

	TOTAL	VOTE %	
For	127	66.84%	
Against	63	33.16%	
Total Votes Cast	190	100.00%	
Overvotes	0		
Undervotes	0		
Contest Totals	190		

### Proposition 9 – State of Texas

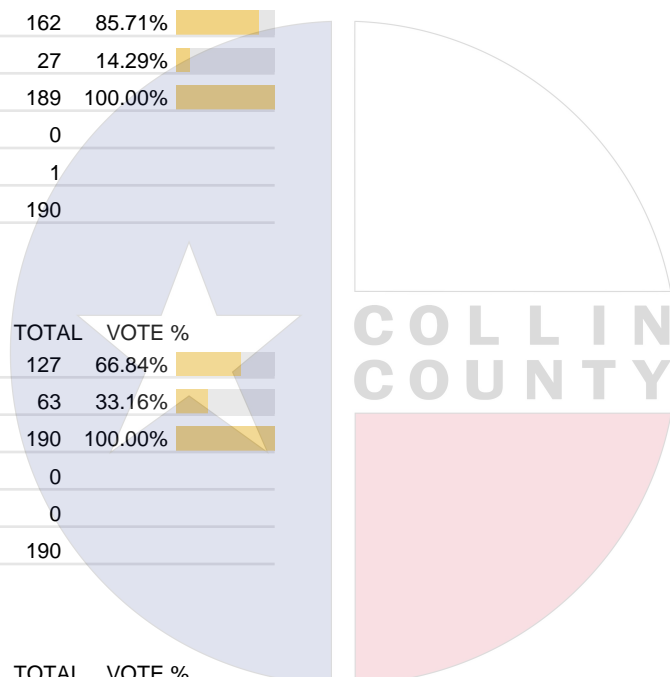
Vote For 1

	TOTAL	VOTE %	
For	129	67.89%	
Against	61	32.11%	
Total Votes Cast	190	100.00%	
Overvotes	0		
Undervotes	0		
Contest Totals	190		

### Proposition 10 – State of Texas

Vote For 1

	TOTAL	VOTE %	
For	171	90.00%	
Against	19	10.00%	
Total Votes Cast	190	100.00%	
Overvotes	0		
Undervotes	0		
Contest Totals	190		



Collin County Seal  
 Watermark Seal for Collin County.  
 Collin County Government

## PCT 197

### Proposition 11 – State of Texas

Vote For 1

	TOTAL	VOTE %	
For	153	80.95%	
Against	36	19.05%	
Total Votes Cast	189	100.00%	
Overvotes	0		
Undervotes	1		
Contest Totals	190		

### Proposition 12 – State of Texas

Vote For 1

	TOTAL	VOTE %	
For	115	60.53%	
Against	75	39.47%	
Total Votes Cast	190	100.00%	
Overvotes	0		
Undervotes	0		
Contest Totals	190		

### Proposition 13 – State of Texas

Vote For 1

	TOTAL	VOTE %	
For	159	83.68%	
Against	31	16.32%	
Total Votes Cast	190	100.00%	
Overvotes	0		
Undervotes	0		
Contest Totals	190		

### Proposition 14 – State of Texas

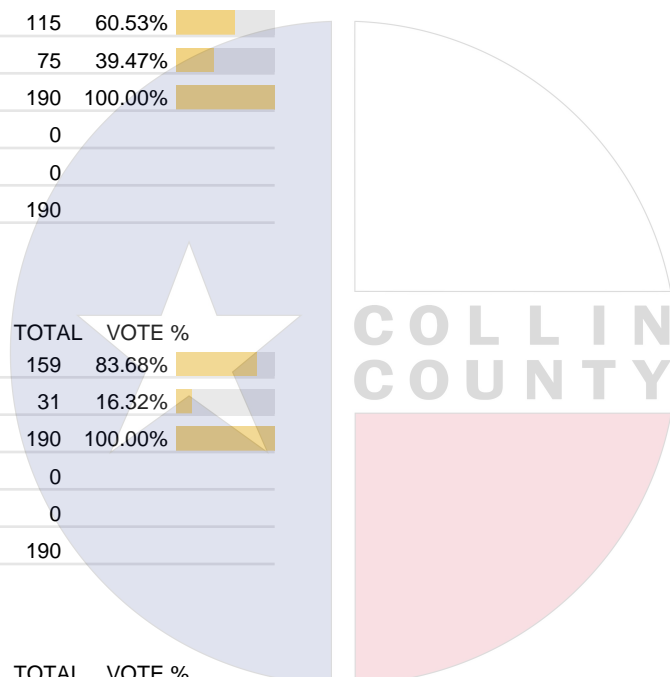
Vote For 1

	TOTAL	VOTE %	
For	130	68.78%	
Against	59	31.22%	
Total Votes Cast	189	100.00%	
Overvotes	0		
Undervotes	1		
Contest Totals	190		

### Proposition 15 – State of Texas

Vote For 1

	TOTAL	VOTE %	
For	121	63.68%	
Against	69	36.32%	
Total Votes Cast	190	100.00%	
Overvotes	0		
Undervotes	0		
Contest Totals	190		



Collin County Seal  
 Watermark Seal for Collin County.  
 Collin County Government

## PCT 197

### Proposition 16 – State of Texas

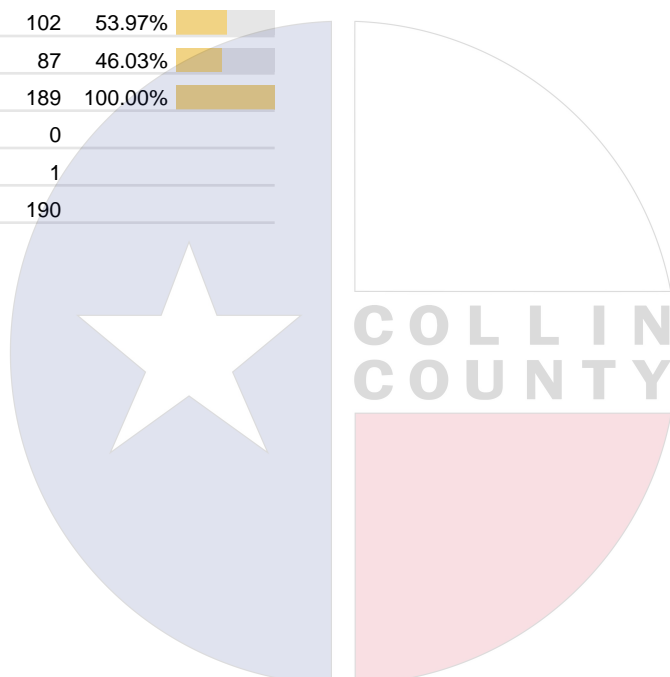
Vote For 1

	TOTAL	VOTE %	
For	123	64.74%	
Against	67	35.26%	
Total Votes Cast	190	100.00%	
Overvotes	0		
Undervotes	0		
Contest Totals	190		

### Proposition 17 – State of Texas

Vote For 1

	TOTAL	VOTE %	
For	102	53.97%	
Against	87	46.03%	
Total Votes Cast	189	100.00%	
Overvotes	0		
Undervotes	1		
Contest Totals	190		



Collin County Seal  
 Watermark Seal for Collin County.  
 Collin County Government

## PCT 198

### Proposition 1 – State of Texas

Vote For 1

	TOTAL	VOTE %	
For	12	48.00%	
Against	13	52.00%	
Total Votes Cast	25	100.00%	
Overvotes	0		
Undervotes	1		
Contest Totals	26		

### Proposition 2 – State of Texas

Vote For 1

	TOTAL	VOTE %	
For	25	100.00%	
Against	0	0.00%	
Total Votes Cast	25	100.00%	
Overvotes	0		
Undervotes	1		
Contest Totals	26		

### Proposition 3 – State of Texas

Vote For 1

	TOTAL	VOTE %	
For	15	60.00%	
Against	10	40.00%	
Total Votes Cast	25	100.00%	
Overvotes	0		
Undervotes	1		
Contest Totals	26		

### Proposition 4 – State of Texas

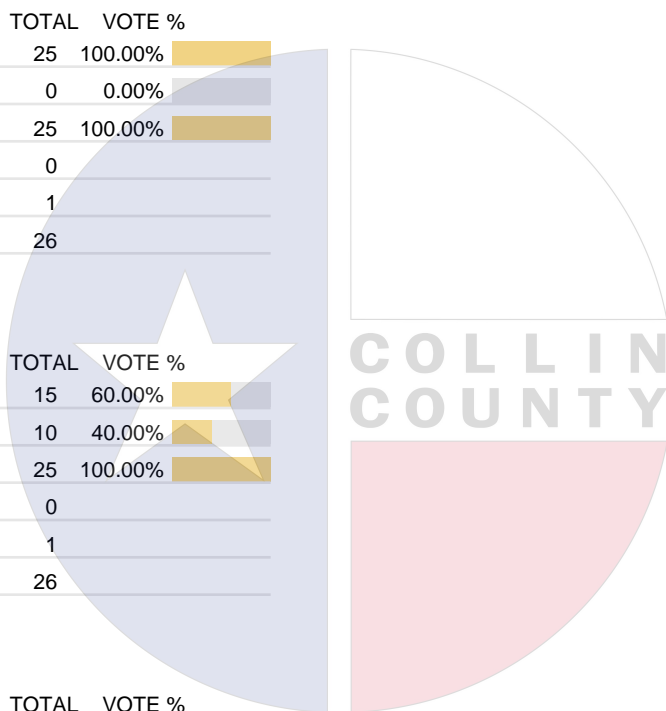
Vote For 1

	TOTAL	VOTE %	
For	14	56.00%	
Against	11	44.00%	
Total Votes Cast	25	100.00%	
Overvotes	0		
Undervotes	1		
Contest Totals	26		

### Proposition 5 – State of Texas

Vote For 1

	TOTAL	VOTE %	
For	19	79.17%	
Against	5	20.83%	
Total Votes Cast	24	100.00%	
Overvotes	0		
Undervotes	2		
Contest Totals	26		



Collin County Seal  
 Watermark Seal for Collin County.  
 Collin County Government

## PCT 198

### Proposition 6 – State of Texas

Vote For 1

	TOTAL	VOTE %	
For	20	83.33%	
Against	4	16.67%	
Total Votes Cast	24	100.00%	
Overvotes	0		
Undervotes	2		
Contest Totals	26		

### Proposition 7 – State of Texas

Vote For 1

	TOTAL	VOTE %	
For	25	96.15%	
Against	1	3.85%	
Total Votes Cast	26	100.00%	
Overvotes	0		
Undervotes	0		
Contest Totals	26		

### Proposition 8 – State of Texas

Vote For 1

	TOTAL	VOTE %	
For	24	96.00%	
Against	1	4.00%	
Total Votes Cast	25	100.00%	
Overvotes	0		
Undervotes	1		
Contest Totals	26		

### Proposition 9 – State of Texas

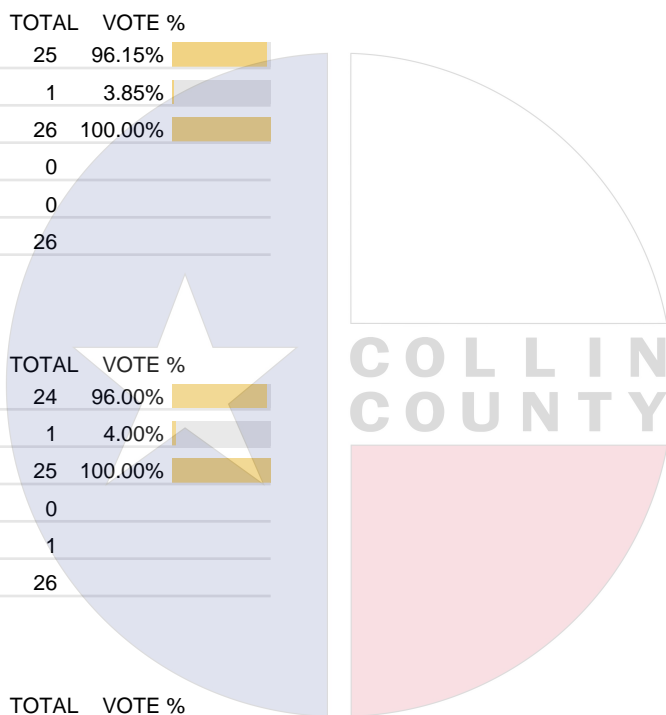
Vote For 1

	TOTAL	VOTE %	
For	19	76.00%	
Against	6	24.00%	
Total Votes Cast	25	100.00%	
Overvotes	0		
Undervotes	1		
Contest Totals	26		

### Proposition 10 – State of Texas

Vote For 1

	TOTAL	VOTE %	
For	23	88.46%	
Against	3	11.54%	
Total Votes Cast	26	100.00%	
Overvotes	0		
Undervotes	0		
Contest Totals	26		



Collin County Seal  
 Watermark Seal for Collin County.  
 Collin County Government

## PCT 198

### Proposition 11 – State of Texas

Vote For 1

	TOTAL	VOTE %	
For	20	76.92%	
Against	6	23.08%	
Total Votes Cast	26	100.00%	
Overvotes	0		
Undervotes	0		
Contest Totals	26		

### Proposition 12 – State of Texas

Vote For 1

	TOTAL	VOTE %	
For	16	69.57%	
Against	7	30.43%	
Total Votes Cast	23	100.00%	
Overvotes	0		
Undervotes	3		
Contest Totals	26		

### Proposition 13 – State of Texas

Vote For 1

	TOTAL	VOTE %	
For	25	96.15%	
Against	1	3.85%	
Total Votes Cast	26	100.00%	
Overvotes	0		
Undervotes	0		
Contest Totals	26		

### Proposition 14 – State of Texas

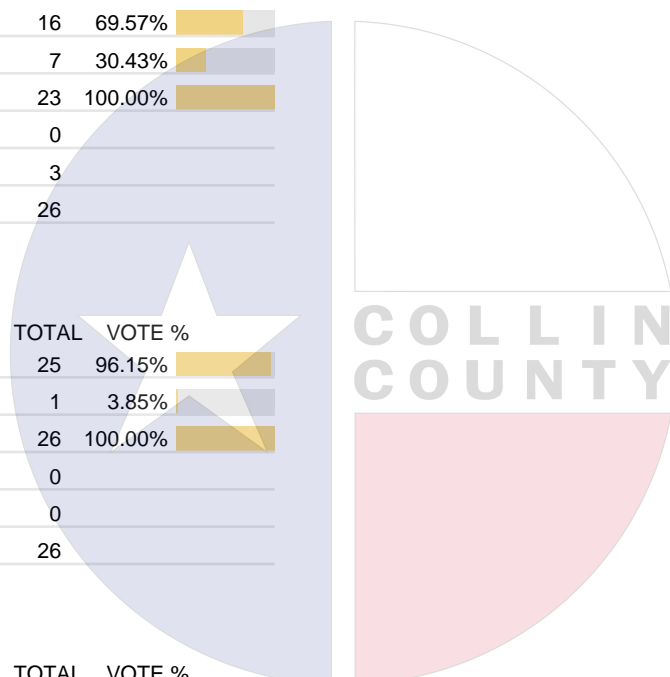
Vote For 1

	TOTAL	VOTE %	
For	17	68.00%	
Against	8	32.00%	
Total Votes Cast	25	100.00%	
Overvotes	0		
Undervotes	1		
Contest Totals	26		

### Proposition 15 – State of Texas

Vote For 1

	TOTAL	VOTE %	
For	23	100.00%	
Against	0	0.00%	
Total Votes Cast	23	100.00%	
Overvotes	1		
Undervotes	2		
Contest Totals	26		



Collin County Seal  
 Watermark Seal for Collin County.  
 Collin County Government

## PCT 198

### Proposition 16 – State of Texas

Vote For 1

	TOTAL	VOTE %	
For	25	96.15%	<div style="width: 96.15%; background-color: #f0c000;"></div>
Against	1	3.85%	<div style="width: 3.85%; background-color: #cccccc;"></div>
Total Votes Cast	26	100.00%	<div style="width: 100%; background-color: #f0c000;"></div>
Overvotes	0		
Undervotes	0		
Contest Totals	26		

### Proposition 17 – State of Texas

Vote For 1

	TOTAL	VOTE %	
For	21	87.50%	<div style="width: 87.5%; background-color: #f0c000;"></div>
Against	3	12.50%	<div style="width: 12.5%; background-color: #cccccc;"></div>
Total Votes Cast	24	100.00%	<div style="width: 100%; background-color: #f0c000;"></div>
Overvotes	0		
Undervotes	2		
Contest Totals	26		

### Proposition – Collin County ESD, No. 1

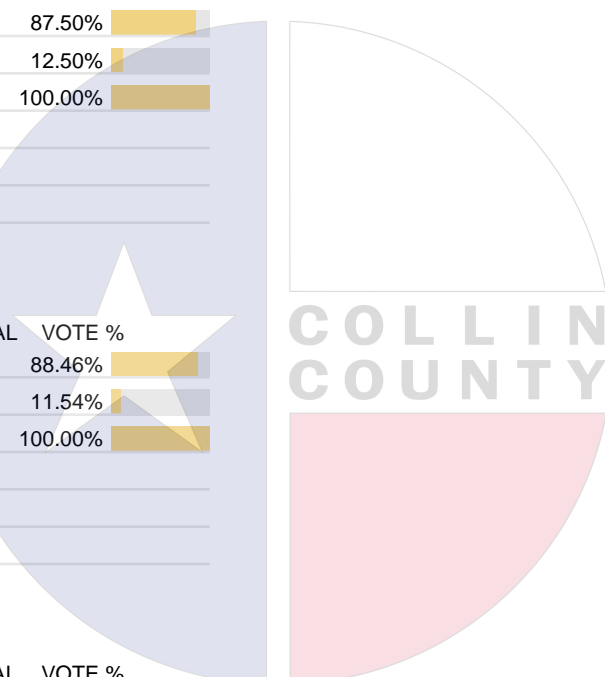
Vote For 1

	TOTAL	VOTE %	
For	23	88.46%	<div style="width: 88.46%; background-color: #f0c000;"></div>
Against	3	11.54%	<div style="width: 11.54%; background-color: #cccccc;"></div>
Total Votes Cast	26	100.00%	<div style="width: 100%; background-color: #f0c000;"></div>
Overvotes	0		
Undervotes	0		
Contest Totals	26		

### For School Trustees – Princeton ISD

Vote For 2

	TOTAL	VOTE %	
Sam Nevarez	0	0.00%	<div style="width: 0%; background-color: #cccccc;"></div>
Sonia Ledezma	2	7.41%	<div style="width: 7.41%; background-color: #f0c000;"></div>
Charlotte Wilson	2	7.41%	<div style="width: 7.41%; background-color: #f0c000;"></div>
John Campbell	11	40.74%	<div style="width: 40.74%; background-color: #f0c000;"></div>
Julia Schmoker	12	44.44%	<div style="width: 44.44%; background-color: #f0c000;"></div>
Melissa Ait Belaid	0	0.00%	<div style="width: 0%; background-color: #cccccc;"></div>
Kay McLaughlin	0	0.00%	<div style="width: 0%; background-color: #cccccc;"></div>
Total Votes Cast	27	100.00%	<div style="width: 100%; background-color: #f0c000;"></div>
Overvotes	0		
Undervotes	9		
Contest Totals	36		



Collin County Seal  
 Watermark Seal for Collin County.  
 Collin County Government

## PCT 199

### Proposition 1 – State of Texas

Vote For 1

	TOTAL	VOTE %	
For	423	67.79%	
Against	201	32.21%	
Total Votes Cast	624	100.00%	
Overvotes	1		
Undervotes	13		
Contest Totals	638		

### Proposition 2 – State of Texas

Vote For 1

	TOTAL	VOTE %	
For	502	79.68%	
Against	128	20.32%	
Total Votes Cast	630	100.00%	
Overvotes	0		
Undervotes	8		
Contest Totals	638		

### Proposition 3 – State of Texas

Vote For 1

	TOTAL	VOTE %	
For	424	67.62%	
Against	203	32.38%	
Total Votes Cast	627	100.00%	
Overvotes	0		
Undervotes	11		
Contest Totals	638		

### Proposition 4 – State of Texas

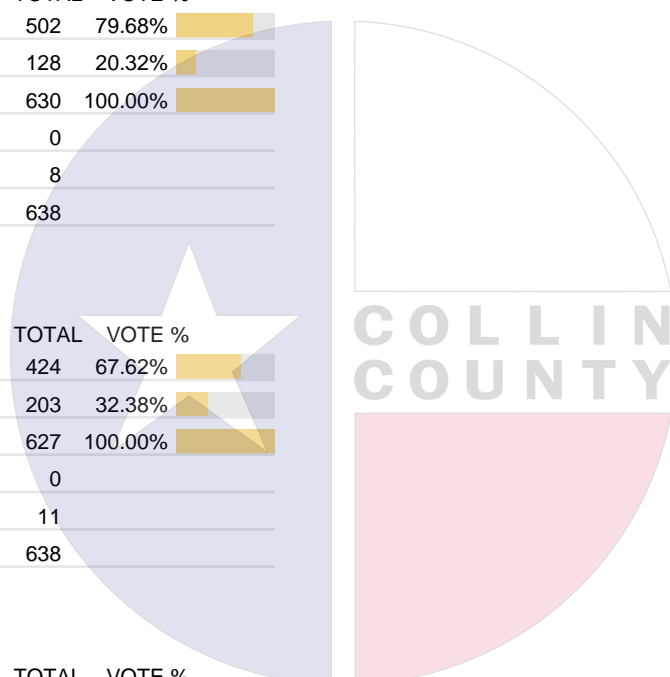
Vote For 1

	TOTAL	VOTE %	
For	463	73.96%	
Against	163	26.04%	
Total Votes Cast	626	100.00%	
Overvotes	0		
Undervotes	12		
Contest Totals	638		

### Proposition 5 – State of Texas

Vote For 1

	TOTAL	VOTE %	
For	423	68.56%	
Against	194	31.44%	
Total Votes Cast	617	100.00%	
Overvotes	0		
Undervotes	21		
Contest Totals	638		



Collin County Seal  
 Watermark Seal for Collin County.  
 Collin County Government

## PCT 199

### Proposition 6 – State of Texas

Vote For 1

	TOTAL	VOTE %	
For	394	64.27%	
Against	219	35.73%	
Total Votes Cast	613	100.00%	
Overvotes	0		
Undervotes	25		
Contest Totals	638		

### Proposition 7 – State of Texas

Vote For 1

	TOTAL	VOTE %	
For	557	88.69%	
Against	71	11.31%	
Total Votes Cast	628	100.00%	
Overvotes	1		
Undervotes	9		
Contest Totals	638		

### Proposition 8 – State of Texas

Vote For 1

	TOTAL	VOTE %	
For	538	84.99%	
Against	95	15.01%	
Total Votes Cast	633	100.00%	
Overvotes	0		
Undervotes	5		
Contest Totals	638		

### Proposition 9 – State of Texas

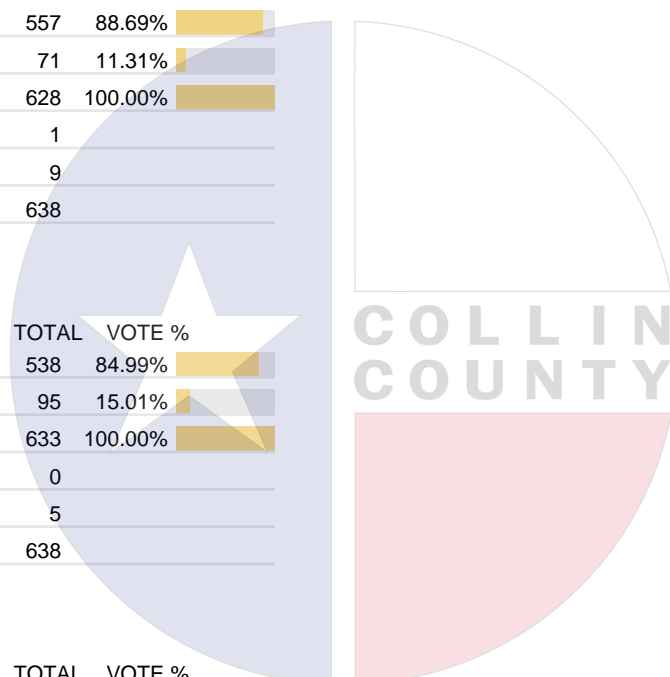
Vote For 1

	TOTAL	VOTE %	
For	463	74.08%	
Against	162	25.92%	
Total Votes Cast	625	100.00%	
Overvotes	0		
Undervotes	13		
Contest Totals	638		

### Proposition 10 – State of Texas

Vote For 1

	TOTAL	VOTE %	
For	585	93.30%	
Against	42	6.70%	
Total Votes Cast	627	100.00%	
Overvotes	0		
Undervotes	11		
Contest Totals	638		



Collin County Seal  
 Watermark Seal for Collin County.  
 Collin County Government

## PCT 199

### Proposition 11 – State of Texas

Vote For 1

	TOTAL	VOTE %	
For	517	82.32%	
Against	111	17.68%	
Total Votes Cast	628	100.00%	
Overvotes	1		
Undervotes	9		
Contest Totals	638		

### Proposition 12 – State of Texas

Vote For 1

	TOTAL	VOTE %	
For	441	71.24%	
Against	178	28.76%	
Total Votes Cast	619	100.00%	
Overvotes	0		
Undervotes	19		
Contest Totals	638		

### Proposition 13 – State of Texas

Vote For 1

	TOTAL	VOTE %	
For	556	88.39%	
Against	73	11.61%	
Total Votes Cast	629	100.00%	
Overvotes	3		
Undervotes	6		
Contest Totals	638		

### Proposition 14 – State of Texas

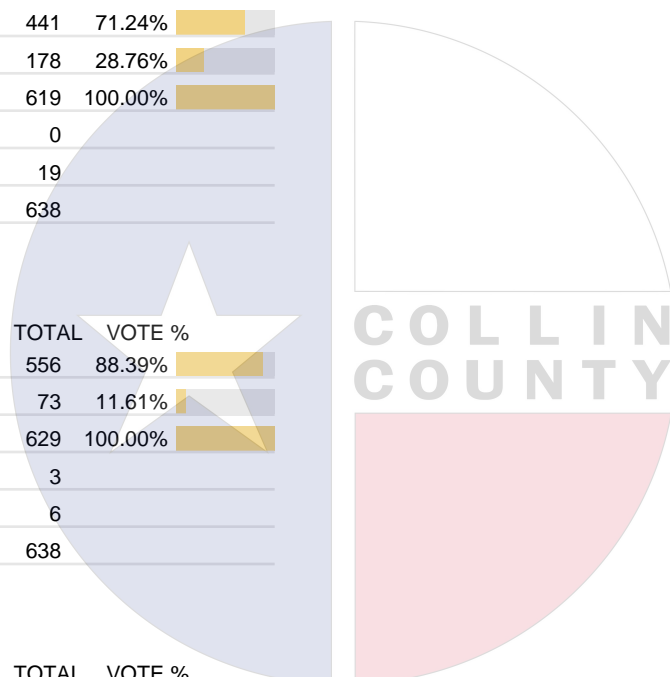
Vote For 1

	TOTAL	VOTE %	
For	404	64.13%	
Against	226	35.87%	
Total Votes Cast	630	100.00%	
Overvotes	1		
Undervotes	7		
Contest Totals	638		

### Proposition 15 – State of Texas

Vote For 1

	TOTAL	VOTE %	
For	495	78.82%	
Against	133	21.18%	
Total Votes Cast	628	100.00%	
Overvotes	0		
Undervotes	10		
Contest Totals	638		



Collin County Seal  
 Watermark Seal for Collin County.  
 Collin County Government

## PCT 199

### Proposition 16 – State of Texas

Vote For 1

	TOTAL	VOTE %	
For	506	79.68%	
Against	129	20.32%	
Total Votes Cast	635	100.00%	
Overvotes	0		
Undervotes	3		
Contest Totals	638		

### Proposition 17 – State of Texas

Vote For 1

	TOTAL	VOTE %	
For	427	68.21%	
Against	199	31.79%	
Total Votes Cast	626	100.00%	
Overvotes	0		
Undervotes	12		
Contest Totals	638		

### Proposition A – Town of Prosper

Vote For 1

	TOTAL	VOTE %	
For	402	63.81%	
Against	228	36.19%	
Total Votes Cast	630	100.00%	
Overvotes	0		
Undervotes	8		
Contest Totals	638		

### Proposition B – Town of Prosper

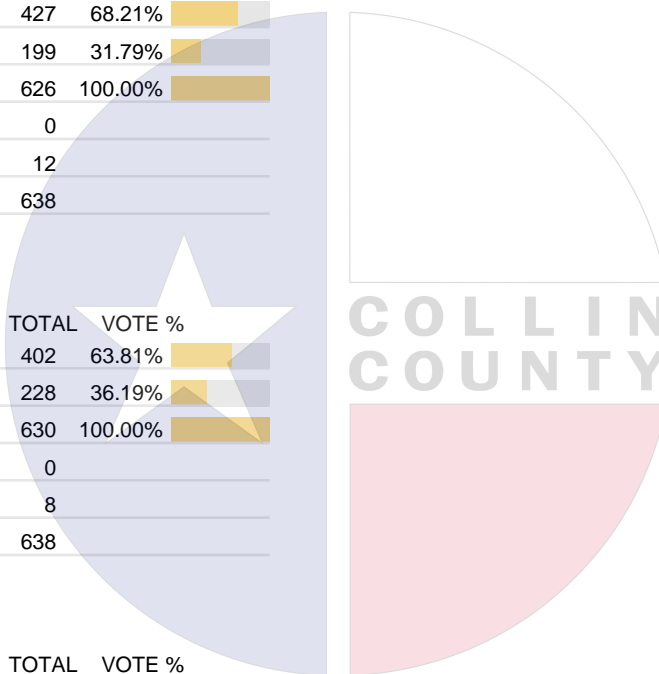
Vote For 1

	TOTAL	VOTE %	
For	296	47.13%	
Against	332	52.87%	
Total Votes Cast	628	100.00%	
Overvotes	0		
Undervotes	10		
Contest Totals	638		

### Proposition C – Town of Prosper

Vote For 1

	TOTAL	VOTE %	
For	275	43.93%	
Against	351	56.07%	
Total Votes Cast	626	100.00%	
Overvotes	0		
Undervotes	12		
Contest Totals	638		



Collin County Seal  
 Watermark Seal for Collin County.  
 Collin County Government

## PCT 199

### Proposition D – Town of Prosper

Vote For 1

	TOTAL	VOTE %	
For	318	50.72%	
Against	309	49.28%	
Total Votes Cast	627	100.00%	
Overvotes	1		
Undervotes	10		
Contest Totals	638		

### Proposition E – Town of Prosper

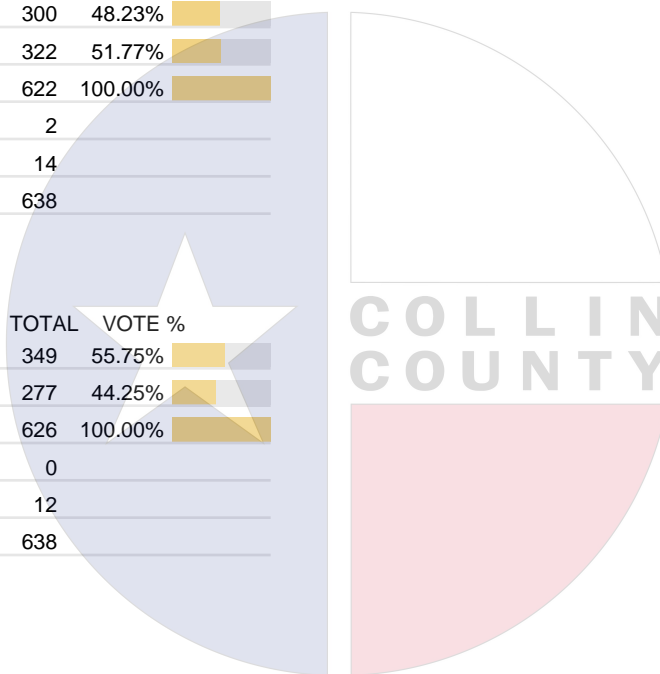
Vote For 1

	TOTAL	VOTE %	
For	300	48.23%	
Against	322	51.77%	
Total Votes Cast	622	100.00%	
Overvotes	2		
Undervotes	14		
Contest Totals	638		

### Proposition F – Town of Prosper

Vote For 1

	TOTAL	VOTE %	
For	349	55.75%	
Against	277	44.25%	
Total Votes Cast	626	100.00%	
Overvotes	0		
Undervotes	12		
Contest Totals	638		



Collin County Seal  
 Watermark Seal for Collin County.  
 Collin County Government

## PCT 200

### Proposition 1 – State of Texas

Vote For 1

	TOTAL	VOTE %	
For	313	70.18%	
Against	133	29.82%	
Total Votes Cast	446	100.00%	
Overvotes	0		
Undervotes	11		
Contest Totals	457		

### Proposition 2 – State of Texas

Vote For 1

	TOTAL	VOTE %	
For	342	75.50%	
Against	111	24.50%	
Total Votes Cast	453	100.00%	
Overvotes	0		
Undervotes	4		
Contest Totals	457		

### Proposition 3 – State of Texas

Vote For 1

	TOTAL	VOTE %	
For	291	64.81%	
Against	158	35.19%	
Total Votes Cast	449	100.00%	
Overvotes	1		
Undervotes	7		
Contest Totals	457		

### Proposition 4 – State of Texas

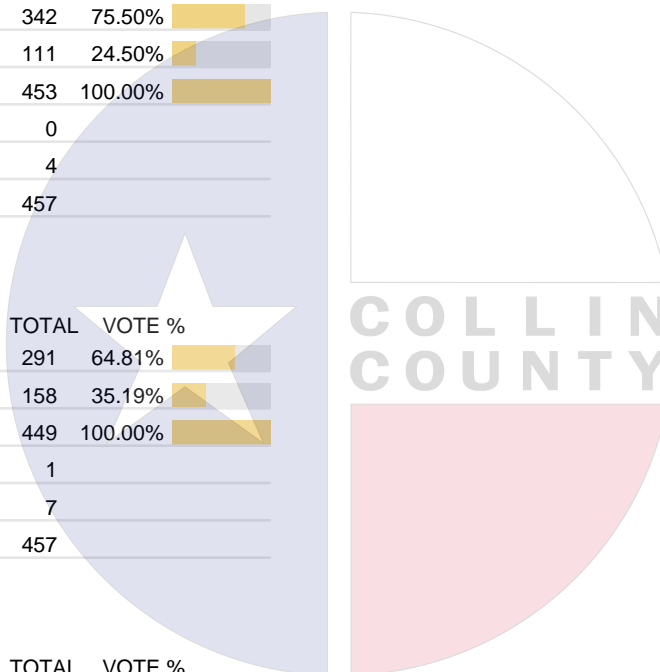
Vote For 1

	TOTAL	VOTE %	
For	321	72.46%	
Against	122	27.54%	
Total Votes Cast	443	100.00%	
Overvotes	0		
Undervotes	14		
Contest Totals	457		

### Proposition 5 – State of Texas

Vote For 1

	TOTAL	VOTE %	
For	342	77.55%	
Against	99	22.45%	
Total Votes Cast	441	100.00%	
Overvotes	1		
Undervotes	15		
Contest Totals	457		



Collin County Seal  
 Watermark Seal for Collin County.  
 Collin County Government

## PCT 200

### Proposition 6 – State of Texas

Vote For 1

	TOTAL	VOTE %	
For	273	62.61%	
Against	163	37.39%	
Total Votes Cast	436	100.00%	
Overvotes	0		
Undervotes	21		
Contest Totals	457		

### Proposition 7 – State of Texas

Vote For 1

	TOTAL	VOTE %	
For	419	93.11%	
Against	31	6.89%	
Total Votes Cast	450	100.00%	
Overvotes	1		
Undervotes	6		
Contest Totals	457		

### Proposition 8 – State of Texas

Vote For 1

	TOTAL	VOTE %	
For	372	82.30%	
Against	80	17.70%	
Total Votes Cast	452	100.00%	
Overvotes	0		
Undervotes	5		
Contest Totals	457		

### Proposition 9 – State of Texas

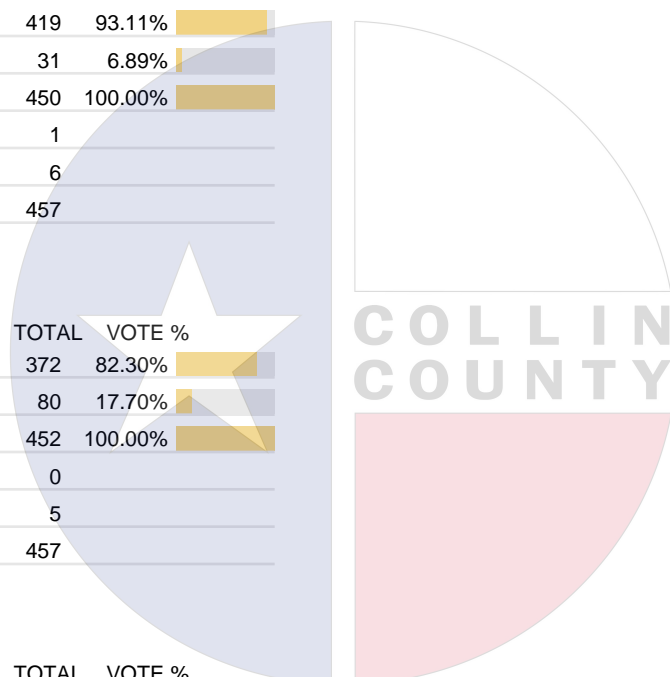
Vote For 1

	TOTAL	VOTE %	
For	335	74.61%	
Against	114	25.39%	
Total Votes Cast	449	100.00%	
Overvotes	0		
Undervotes	8		
Contest Totals	457		

### Proposition 10 – State of Texas

Vote For 1

	TOTAL	VOTE %	
For	422	93.36%	
Against	30	6.64%	
Total Votes Cast	452	100.00%	
Overvotes	0		
Undervotes	5		
Contest Totals	457		



Collin County Seal  
 Watermark Seal for Collin County.  
 Collin County Government

## PCT 200

### Proposition 11 – State of Texas

Vote For 1

	TOTAL	VOTE %	
For	380	84.07%	
Against	72	15.93%	
Total Votes Cast	452	100.00%	
Overvotes	0		
Undervotes	5		
Contest Totals	457		

### Proposition 12 – State of Texas

Vote For 1

	TOTAL	VOTE %	
For	296	66.82%	
Against	147	33.18%	
Total Votes Cast	443	100.00%	
Overvotes	0		
Undervotes	14		
Contest Totals	457		

### Proposition 13 – State of Texas

Vote For 1

	TOTAL	VOTE %	
For	400	87.91%	
Against	55	12.09%	
Total Votes Cast	455	100.00%	
Overvotes	0		
Undervotes	2		
Contest Totals	457		

### Proposition 14 – State of Texas

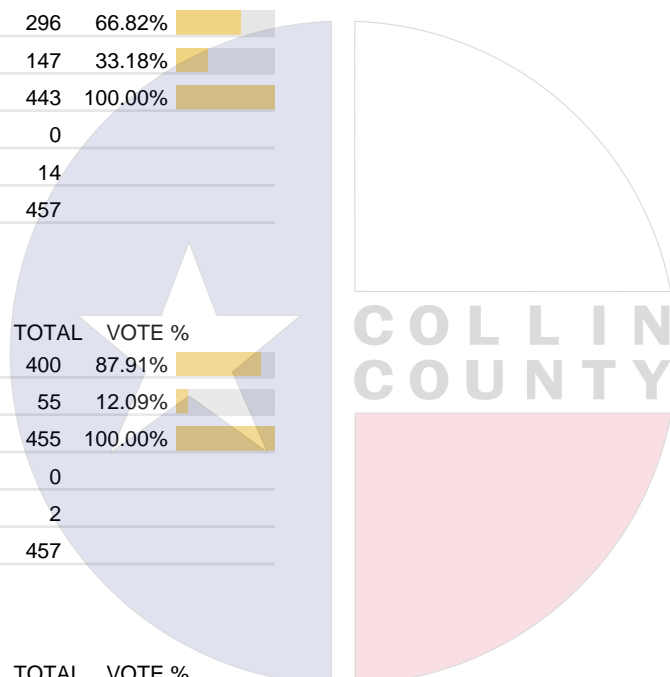
Vote For 1

	TOTAL	VOTE %	
For	300	66.37%	
Against	152	33.63%	
Total Votes Cast	452	100.00%	
Overvotes	0		
Undervotes	5		
Contest Totals	457		

### Proposition 15 – State of Texas

Vote For 1

	TOTAL	VOTE %	
For	353	78.62%	
Against	96	21.38%	
Total Votes Cast	449	100.00%	
Overvotes	0		
Undervotes	8		
Contest Totals	457		



Collin County Seal  
 Watermark Seal for Collin County.  
 Collin County Government

## PCT 200

### Proposition 16 – State of Texas

Vote For 1

	TOTAL	VOTE %	
For	347	76.77%	
Against	105	23.23%	
Total Votes Cast	452	100.00%	
Overvotes	0		
Undervotes	5		
Contest Totals	457		

### Proposition 17 – State of Texas

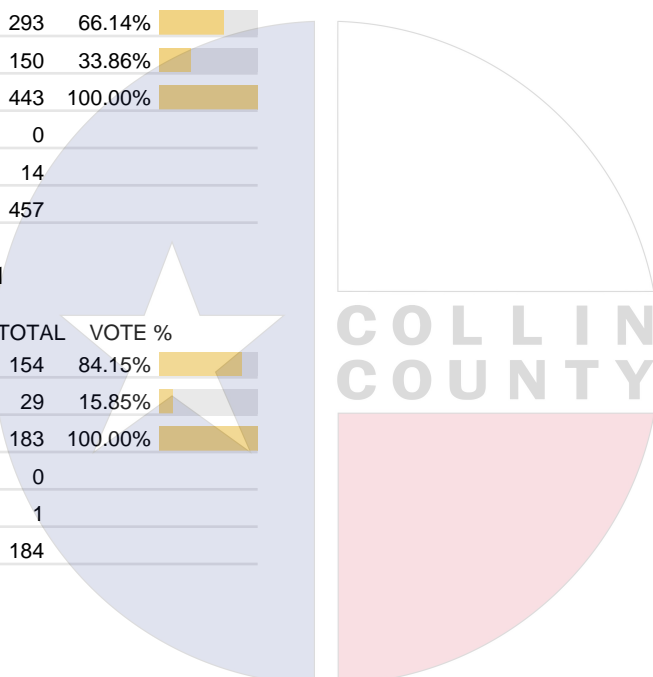
Vote For 1

	TOTAL	VOTE %	
For	293	66.14%	
Against	150	33.86%	
Total Votes Cast	443	100.00%	
Overvotes	0		
Undervotes	14		
Contest Totals	457		

### Proposition – Collin County ESD, No. 1

Vote For 1

	TOTAL	VOTE %	
For	154	84.15%	
Against	29	15.85%	
Total Votes Cast	183	100.00%	
Overvotes	0		
Undervotes	1		
Contest Totals	184		



Collin County Seal  
 Watermark Seal for Collin County.  
 Collin County Government

## PCT 203

### Proposition 1 – State of Texas

Vote For 1

	TOTAL	VOTE %	
For	448	74.92%	
Against	150	25.08%	
Total Votes Cast	598	100.00%	
Overvotes	0		
Undervotes	4		
Contest Totals	602		

### Proposition 2 – State of Texas

Vote For 1

	TOTAL	VOTE %	
For	407	67.83%	
Against	193	32.17%	
Total Votes Cast	600	100.00%	
Overvotes	0		
Undervotes	2		
Contest Totals	602		

### Proposition 3 – State of Texas

Vote For 1

	TOTAL	VOTE %	
For	365	60.93%	
Against	234	39.07%	
Total Votes Cast	599	100.00%	
Overvotes	0		
Undervotes	3		
Contest Totals	602		

### Proposition 4 – State of Texas

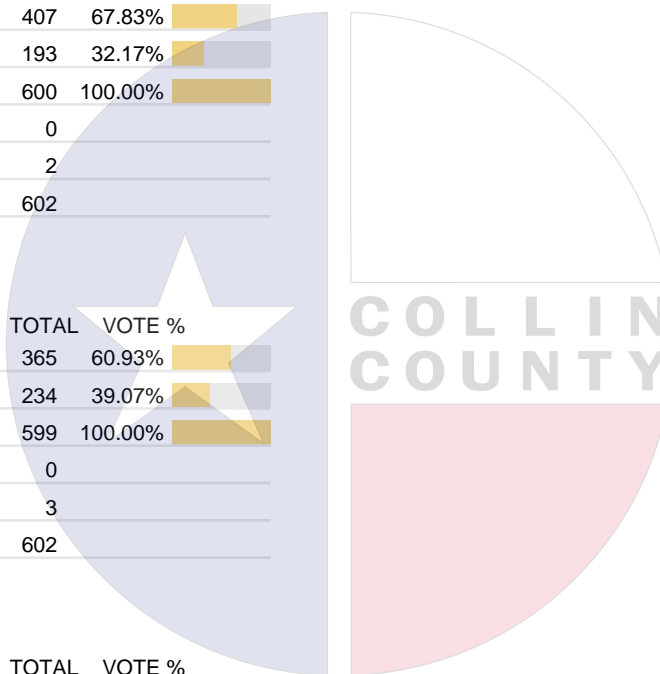
Vote For 1

	TOTAL	VOTE %	
For	464	77.20%	
Against	137	22.80%	
Total Votes Cast	601	100.00%	
Overvotes	0		
Undervotes	1		
Contest Totals	602		

### Proposition 5 – State of Texas

Vote For 1

	TOTAL	VOTE %	
For	425	71.91%	
Against	166	28.09%	
Total Votes Cast	591	100.00%	
Overvotes	1		
Undervotes	10		
Contest Totals	602		



Collin County Seal  
 Watermark Seal for Collin County.  
 Collin County Government

### PCT 203

#### Proposition 6 – State of Texas

Vote For 1

	TOTAL	VOTE %	
For	357	60.20%	
Against	236	39.80%	
Total Votes Cast	593	100.00%	
Overvotes	0		
Undervotes	9		
Contest Totals	602		

#### Proposition 7 – State of Texas

Vote For 1

	TOTAL	VOTE %	
For	547	91.32%	
Against	52	8.68%	
Total Votes Cast	599	100.00%	
Overvotes	0		
Undervotes	3		
Contest Totals	602		

#### Proposition 8 – State of Texas

Vote For 1

	TOTAL	VOTE %	
For	438	73.37%	
Against	159	26.63%	
Total Votes Cast	597	100.00%	
Overvotes	0		
Undervotes	5		
Contest Totals	602		

#### Proposition 9 – State of Texas

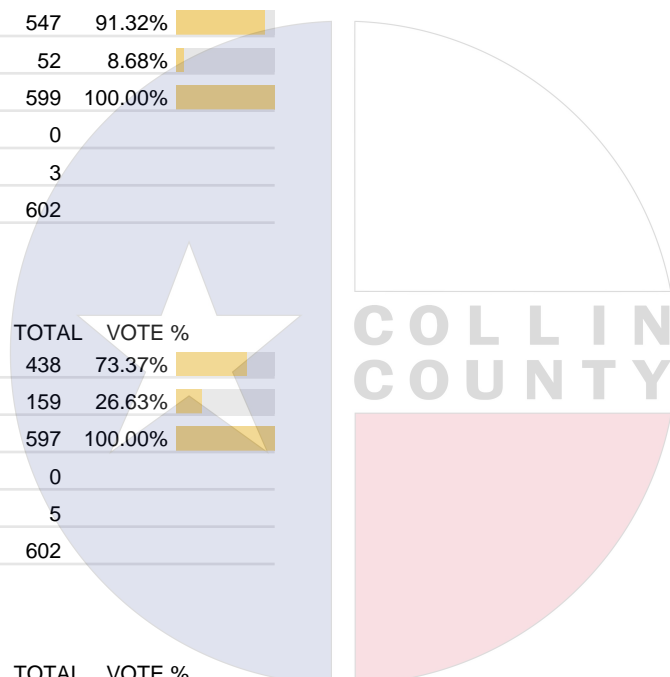
Vote For 1

	TOTAL	VOTE %	
For	453	76.26%	
Against	141	23.74%	
Total Votes Cast	594	100.00%	
Overvotes	0		
Undervotes	8		
Contest Totals	602		

#### Proposition 10 – State of Texas

Vote For 1

	TOTAL	VOTE %	
For	543	90.80%	
Against	55	9.20%	
Total Votes Cast	598	100.00%	
Overvotes	0		
Undervotes	4		
Contest Totals	602		



Collin County Seal  
 Watermark Seal for Collin County.  
 Collin County Government

## PCT 203

### Proposition 11 – State of Texas

Vote For 1

	TOTAL	VOTE %	
For	504	84.28%	
Against	94	15.72%	
Total Votes Cast	598	100.00%	
Overvotes	0		
Undervotes	4		
Contest Totals	602		

### Proposition 12 – State of Texas

Vote For 1

	TOTAL	VOTE %	
For	356	59.83%	
Against	239	40.17%	
Total Votes Cast	595	100.00%	
Overvotes	0		
Undervotes	7		
Contest Totals	602		

### Proposition 13 – State of Texas

Vote For 1

	TOTAL	VOTE %	
For	542	90.33%	
Against	58	9.67%	
Total Votes Cast	600	100.00%	
Overvotes	0		
Undervotes	2		
Contest Totals	602		

### Proposition 14 – State of Texas

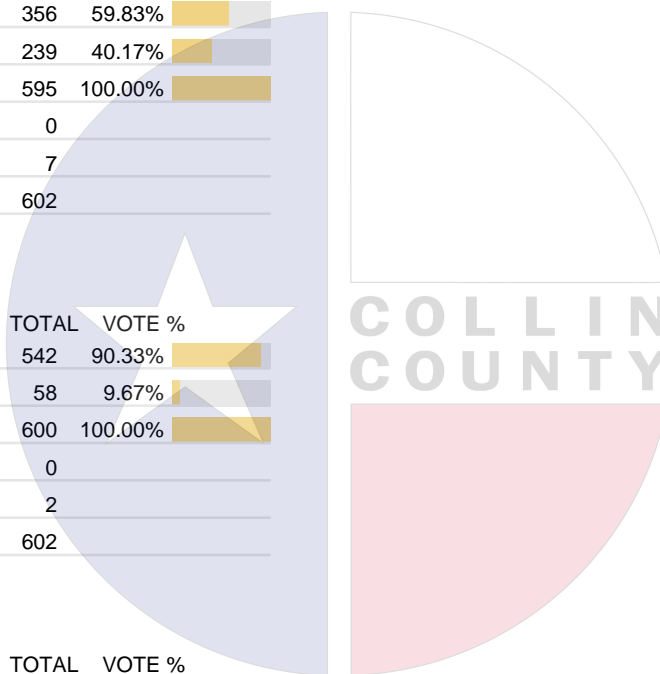
Vote For 1

	TOTAL	VOTE %	
For	403	67.62%	
Against	193	32.38%	
Total Votes Cast	596	100.00%	
Overvotes	0		
Undervotes	6		
Contest Totals	602		

### Proposition 15 – State of Texas

Vote For 1

	TOTAL	VOTE %	
For	401	67.06%	
Against	197	32.94%	
Total Votes Cast	598	100.00%	
Overvotes	0		
Undervotes	4		
Contest Totals	602		






Collin County Seal  
 Watermark Seal for Collin County.  
 Collin County Government

### PCT 203




#### Proposition 16 – State of Texas

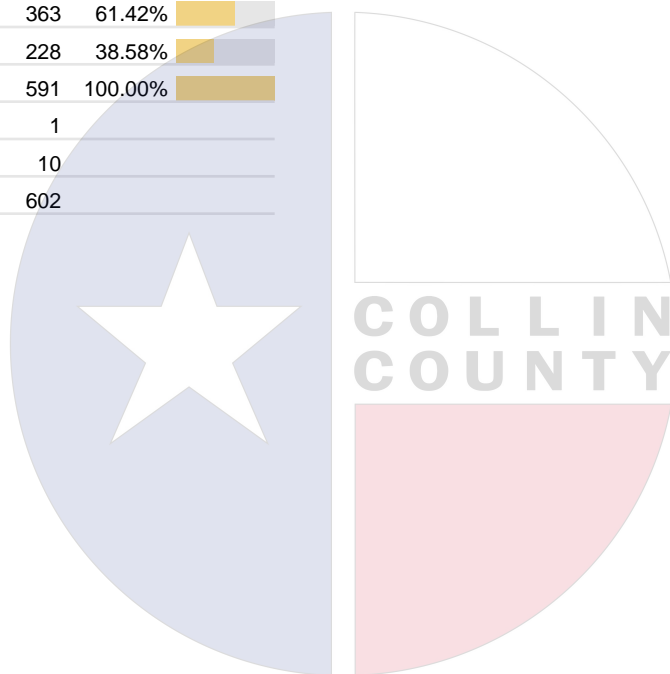
Vote For 1

	TOTAL	VOTE %	
For	421	70.28%	
Against	178	29.72%	
Total Votes Cast	599	100.00%	
Overvotes	0		
Undervotes	3		
Contest Totals	602		

#### Proposition 17 – State of Texas

Vote For 1

	TOTAL	VOTE %	
For	363	61.42%	
Against	228	38.58%	
Total Votes Cast	591	100.00%	
Overvotes	1		
Undervotes	10		
Contest Totals	602		



Collin County Seal  
 Watermark Seal for Collin County.  
 Collin County Government

## PCT 204

### Proposition 1 – State of Texas

Vote For 1

	TOTAL	VOTE %	
For	48	70.59%	
Against	20	29.41%	
Total Votes Cast	68	100.00%	
Overvotes	0		
Undervotes	3		
Contest Totals	71		

### Proposition 2 – State of Texas

Vote For 1

	TOTAL	VOTE %	
For	54	80.60%	
Against	13	19.40%	
Total Votes Cast	67	100.00%	
Overvotes	1		
Undervotes	3		
Contest Totals	71		

### Proposition 3 – State of Texas

Vote For 1

	TOTAL	VOTE %	
For	49	71.01%	
Against	20	28.99%	
Total Votes Cast	69	100.00%	
Overvotes	0		
Undervotes	2		
Contest Totals	71		

### Proposition 4 – State of Texas

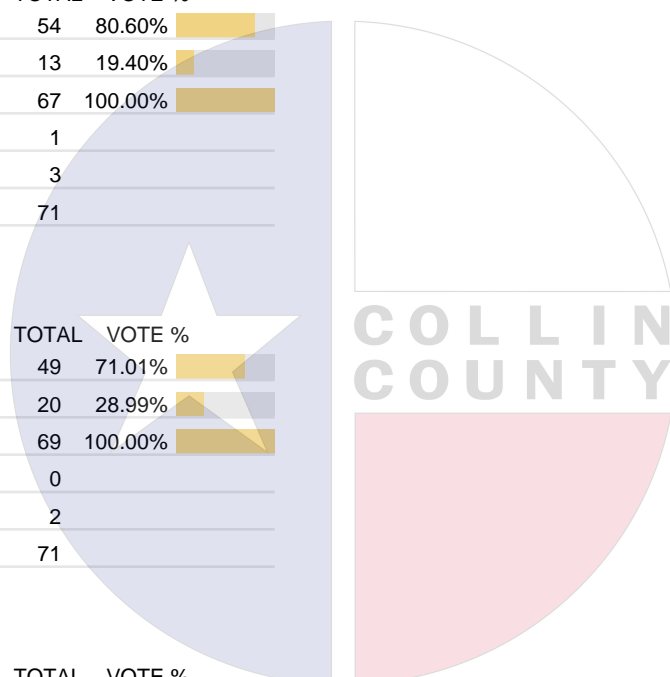
Vote For 1

	TOTAL	VOTE %	
For	47	69.12%	
Against	21	30.88%	
Total Votes Cast	68	100.00%	
Overvotes	0		
Undervotes	3		
Contest Totals	71		

### Proposition 5 – State of Texas

Vote For 1

	TOTAL	VOTE %	
For	51	75.00%	
Against	17	25.00%	
Total Votes Cast	68	100.00%	
Overvotes	0		
Undervotes	3		
Contest Totals	71		



Collin County Seal  
 Watermark Seal for Collin County.  
 Collin County Government

## PCT 204

### Proposition 6 – State of Texas

Vote For 1

	TOTAL	VOTE %	
For	49	72.06%	
Against	19	27.94%	
Total Votes Cast	68	100.00%	
Overvotes	0		
Undervotes	3		
Contest Totals	71		

### Proposition 7 – State of Texas

Vote For 1

	TOTAL	VOTE %	
For	58	84.06%	
Against	11	15.94%	
Total Votes Cast	69	100.00%	
Overvotes	0		
Undervotes	2		
Contest Totals	71		

### Proposition 8 – State of Texas

Vote For 1

	TOTAL	VOTE %	
For	60	86.96%	
Against	9	13.04%	
Total Votes Cast	69	100.00%	
Overvotes	0		
Undervotes	2		
Contest Totals	71		

### Proposition 9 – State of Texas

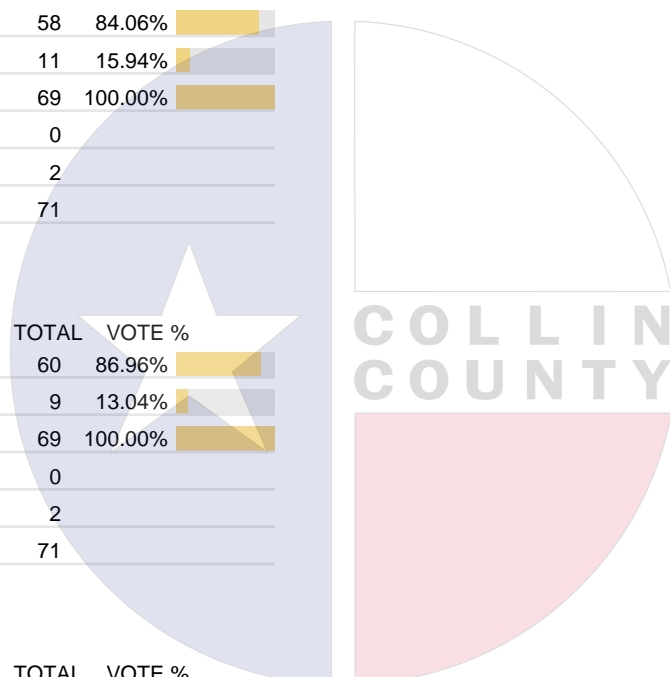
Vote For 1

	TOTAL	VOTE %	
For	60	86.96%	
Against	9	13.04%	
Total Votes Cast	69	100.00%	
Overvotes	0		
Undervotes	2		
Contest Totals	71		

### Proposition 10 – State of Texas

Vote For 1

	TOTAL	VOTE %	
For	62	89.86%	
Against	7	10.14%	
Total Votes Cast	69	100.00%	
Overvotes	0		
Undervotes	2		
Contest Totals	71		



Collin County Seal  
 Watermark Seal for Collin County.  
 Collin County Government

## PCT 204

### Proposition 11 – State of Texas

Vote For 1

	TOTAL	VOTE %	
For	57	80.28%	
Against	14	19.72%	
Total Votes Cast	71	100.00%	
Overvotes	0		
Undervotes	0		
Contest Totals	71		

### Proposition 12 – State of Texas

Vote For 1

	TOTAL	VOTE %	
For	52	76.47%	
Against	16	23.53%	
Total Votes Cast	68	100.00%	
Overvotes	0		
Undervotes	3		
Contest Totals	71		

### Proposition 13 – State of Texas

Vote For 1

	TOTAL	VOTE %	
For	66	92.96%	
Against	5	7.04%	
Total Votes Cast	71	100.00%	
Overvotes	0		
Undervotes	0		
Contest Totals	71		

### Proposition 14 – State of Texas

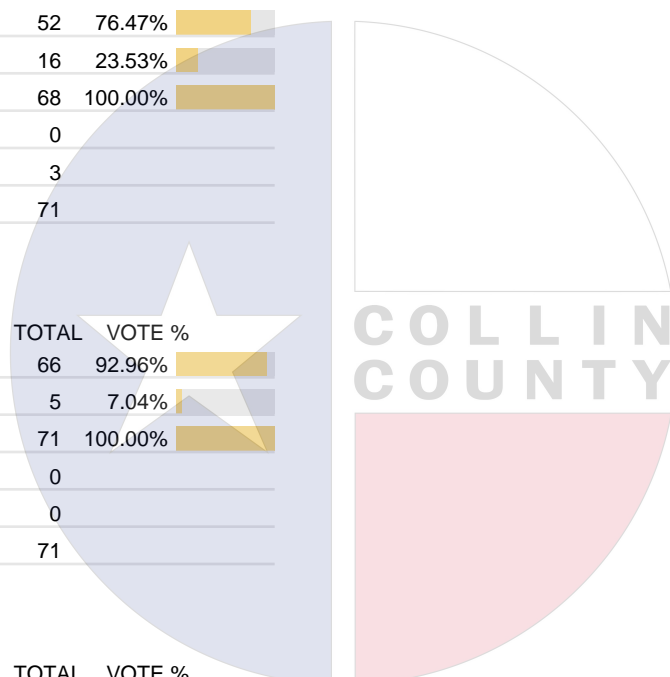
Vote For 1

	TOTAL	VOTE %	
For	42	62.69%	
Against	25	37.31%	
Total Votes Cast	67	100.00%	
Overvotes	1		
Undervotes	3		
Contest Totals	71		

### Proposition 15 – State of Texas

Vote For 1

	TOTAL	VOTE %	
For	55	79.71%	
Against	14	20.29%	
Total Votes Cast	69	100.00%	
Overvotes	0		
Undervotes	2		
Contest Totals	71		



Collin County Seal  
 Watermark Seal for Collin County.  
 Collin County Government

## PCT 204

### Proposition 16 – State of Texas

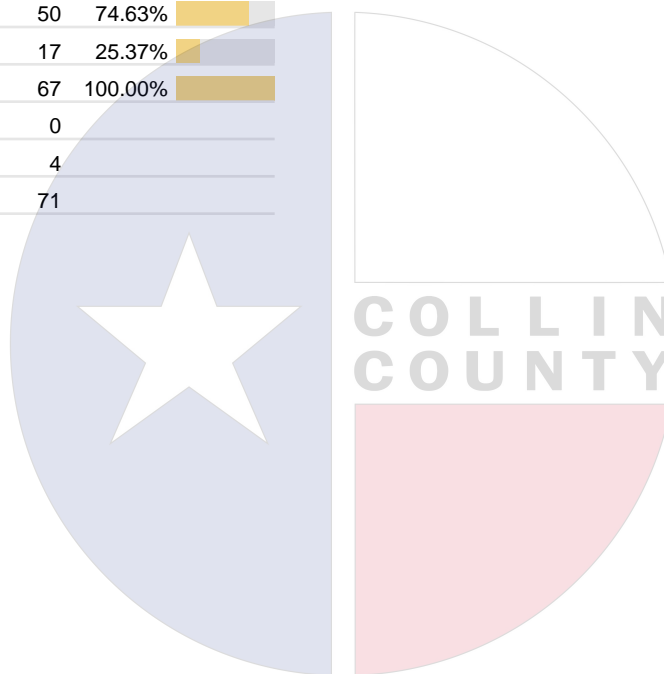
Vote For 1

	TOTAL	VOTE %	
For	57	82.61%	
Against	12	17.39%	
Total Votes Cast	69	100.00%	
Overvotes	0		
Undervotes	2		
Contest Totals	71		

### Proposition 17 – State of Texas

Vote For 1

	TOTAL	VOTE %	
For	50	74.63%	
Against	17	25.37%	
Total Votes Cast	67	100.00%	
Overvotes	0		
Undervotes	4		
Contest Totals	71		



Collin County Seal  
 Watermark Seal for Collin County.  
 Collin County Government

## PCT 206

### Proposition 1 – State of Texas

Vote For 1

	TOTAL	VOTE %	
For	232	77.59%	
Against	67	22.41%	
Total Votes Cast	299	100.00%	
Overvotes	0		
Undervotes	5		
Contest Totals	304		

### Proposition 2 – State of Texas

Vote For 1

	TOTAL	VOTE %	
For	187	62.54%	
Against	112	37.46%	
Total Votes Cast	299	100.00%	
Overvotes	0		
Undervotes	5		
Contest Totals	304		

### Proposition 3 – State of Texas

Vote For 1

	TOTAL	VOTE %	
For	164	54.30%	
Against	138	45.70%	
Total Votes Cast	302	100.00%	
Overvotes	0		
Undervotes	2		
Contest Totals	304		

### Proposition 4 – State of Texas

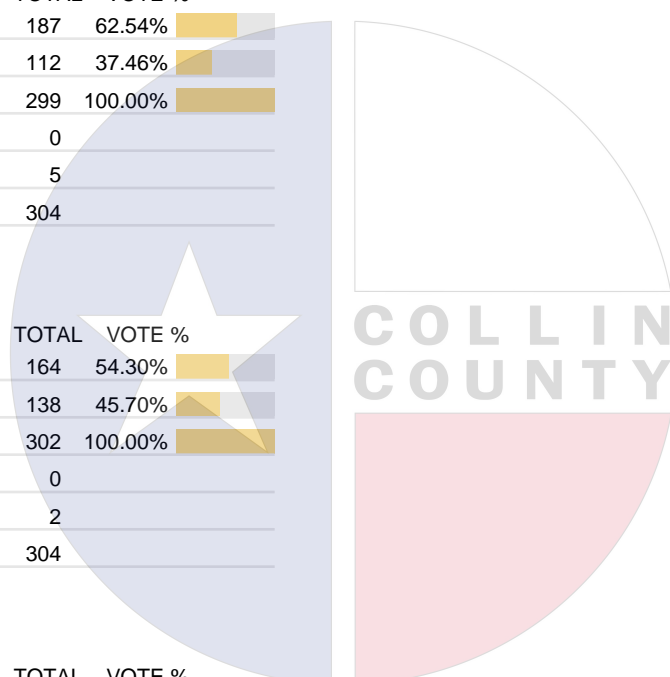
Vote For 1

	TOTAL	VOTE %	
For	243	81.27%	
Against	56	18.73%	
Total Votes Cast	299	100.00%	
Overvotes	0		
Undervotes	5		
Contest Totals	304		

### Proposition 5 – State of Texas

Vote For 1

	TOTAL	VOTE %	
For	214	72.30%	
Against	82	27.70%	
Total Votes Cast	296	100.00%	
Overvotes	0		
Undervotes	8		
Contest Totals	304		



Collin County Seal  
 Watermark Seal for Collin County.  
 Collin County Government

## PCT 206

### Proposition 6 – State of Texas

Vote For 1

	TOTAL	VOTE %	
For	150	50.85%	
Against	145	49.15%	
Total Votes Cast	295	100.00%	
Overvotes	0		
Undervotes	9		
Contest Totals	304		

### Proposition 7 – State of Texas

Vote For 1

	TOTAL	VOTE %	
For	267	88.70%	
Against	34	11.30%	
Total Votes Cast	301	100.00%	
Overvotes	0		
Undervotes	3		
Contest Totals	304		

### Proposition 8 – State of Texas

Vote For 1

	TOTAL	VOTE %	
For	199	66.56%	
Against	100	33.44%	
Total Votes Cast	299	100.00%	
Overvotes	0		
Undervotes	5		
Contest Totals	304		

### Proposition 9 – State of Texas

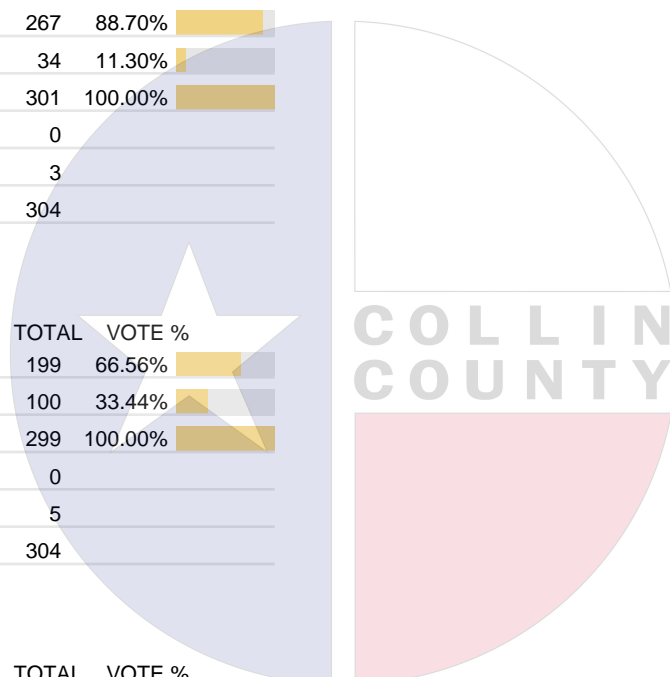
Vote For 1

	TOTAL	VOTE %	
For	224	75.68%	
Against	72	24.32%	
Total Votes Cast	296	100.00%	
Overvotes	0		
Undervotes	8		
Contest Totals	304		

### Proposition 10 – State of Texas

Vote For 1

	TOTAL	VOTE %	
For	273	91.61%	
Against	25	8.39%	
Total Votes Cast	298	100.00%	
Overvotes	1		
Undervotes	5		
Contest Totals	304		



Collin County Seal  
 Watermark Seal for Collin County.  
 Collin County Government

## PCT 206

### Proposition 11 – State of Texas

Vote For 1

	TOTAL	VOTE %	
For	261	86.42%	
Against	41	13.58%	
Total Votes Cast	302	100.00%	
Overvotes	0		
Undervotes	2		
Contest Totals	304		

### Proposition 12 – State of Texas

Vote For 1

	TOTAL	VOTE %	
For	172	57.72%	
Against	126	42.28%	
Total Votes Cast	298	100.00%	
Overvotes	0		
Undervotes	6		
Contest Totals	304		

### Proposition 13 – State of Texas

Vote For 1

	TOTAL	VOTE %	
For	269	88.78%	
Against	34	11.22%	
Total Votes Cast	303	100.00%	
Overvotes	0		
Undervotes	1		
Contest Totals	304		

### Proposition 14 – State of Texas

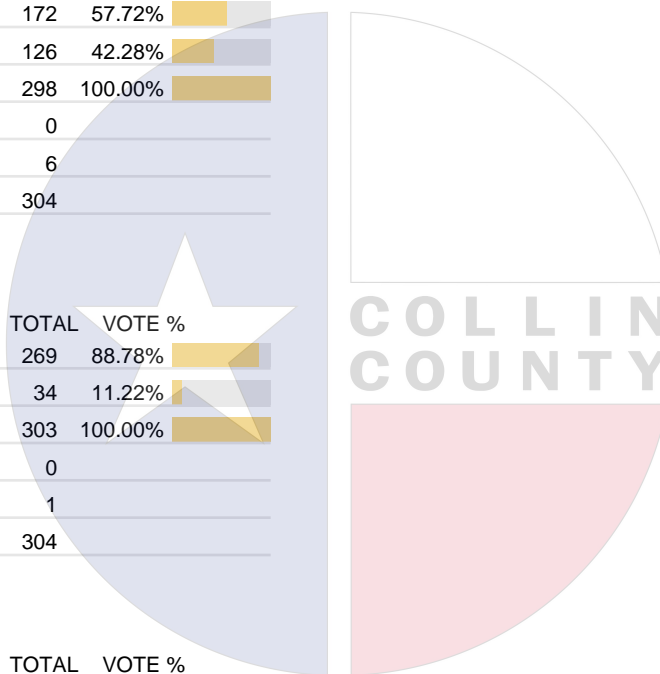
Vote For 1

	TOTAL	VOTE %	
For	216	71.76%	
Against	85	28.24%	
Total Votes Cast	301	100.00%	
Overvotes	0		
Undervotes	3		
Contest Totals	304		

### Proposition 15 – State of Texas

Vote For 1

	TOTAL	VOTE %	
For	191	63.24%	
Against	111	36.76%	
Total Votes Cast	302	100.00%	
Overvotes	0		
Undervotes	2		
Contest Totals	304		



Collin County Seal  
 Watermark Seal for Collin County.  
 Collin County Government

## PCT 206

### Proposition 16 – State of Texas

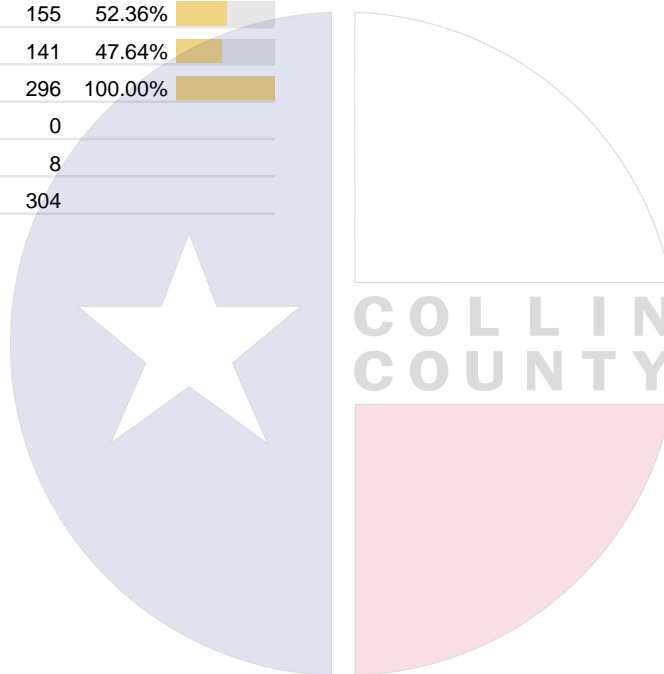
Vote For 1

	TOTAL	VOTE %	
For	197	65.45%	
Against	104	34.55%	
Total Votes Cast	301	100.00%	
Overvotes	0		
Undervotes	3		
Contest Totals	304		

### Proposition 17 – State of Texas

Vote For 1

	TOTAL	VOTE %	
For	155	52.36%	
Against	141	47.64%	
Total Votes Cast	296	100.00%	
Overvotes	0		
Undervotes	8		
Contest Totals	304		



Collin County Seal  
 Watermark Seal for Collin County.  
 Collin County Government

## PCT 207

### Proposition 1 – State of Texas

Vote For 1

	TOTAL	VOTE %	
For	401	68.20%	
Against	187	31.80%	
Total Votes Cast	588	100.00%	
Overvotes	1		
Undervotes	12		
Contest Totals	601		

### Proposition 2 – State of Texas

Vote For 1

	TOTAL	VOTE %	
For	445	74.17%	
Against	155	25.83%	
Total Votes Cast	600	100.00%	
Overvotes	0		
Undervotes	1		
Contest Totals	601		

### Proposition 3 – State of Texas

Vote For 1

	TOTAL	VOTE %	
For	365	61.04%	
Against	233	38.96%	
Total Votes Cast	598	100.00%	
Overvotes	0		
Undervotes	3		
Contest Totals	601		

### Proposition 4 – State of Texas

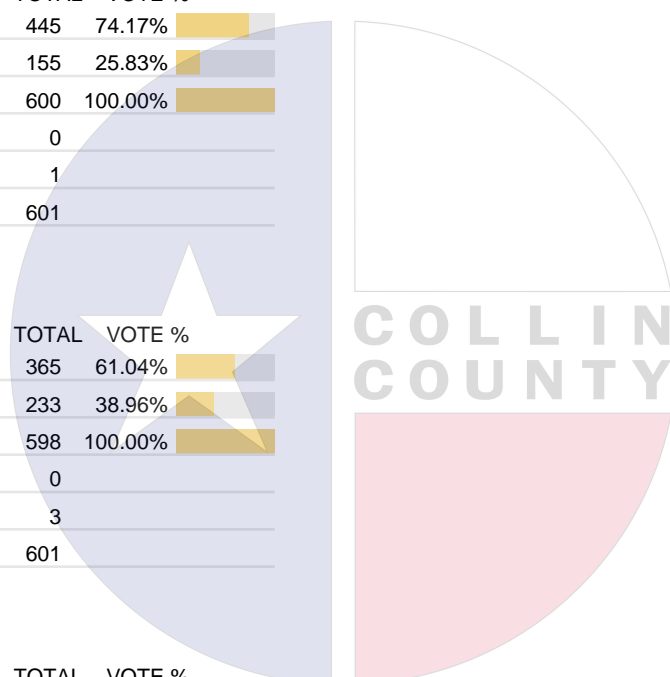
Vote For 1

	TOTAL	VOTE %	
For	418	70.73%	
Against	173	29.27%	
Total Votes Cast	591	100.00%	
Overvotes	1		
Undervotes	9		
Contest Totals	601		

### Proposition 5 – State of Texas

Vote For 1

	TOTAL	VOTE %	
For	433	73.76%	
Against	154	26.24%	
Total Votes Cast	587	100.00%	
Overvotes	1		
Undervotes	13		
Contest Totals	601		



Collin County Seal  
 Watermark Seal for Collin County.  
 Collin County Government

## PCT 207

### Proposition 6 – State of Texas

Vote For 1

	TOTAL	VOTE %	
For	367	62.84%	
Against	217	37.16%	
Total Votes Cast	584	100.00%	
Overvotes	0		
Undervotes	17		
Contest Totals	601		

### Proposition 7 – State of Texas

Vote For 1

	TOTAL	VOTE %	
For	535	89.77%	
Against	61	10.23%	
Total Votes Cast	596	100.00%	
Overvotes	1		
Undervotes	4		
Contest Totals	601		

### Proposition 8 – State of Texas

Vote For 1

	TOTAL	VOTE %	
For	467	77.96%	
Against	132	22.04%	
Total Votes Cast	599	100.00%	
Overvotes	0		
Undervotes	2		
Contest Totals	601		

### Proposition 9 – State of Texas

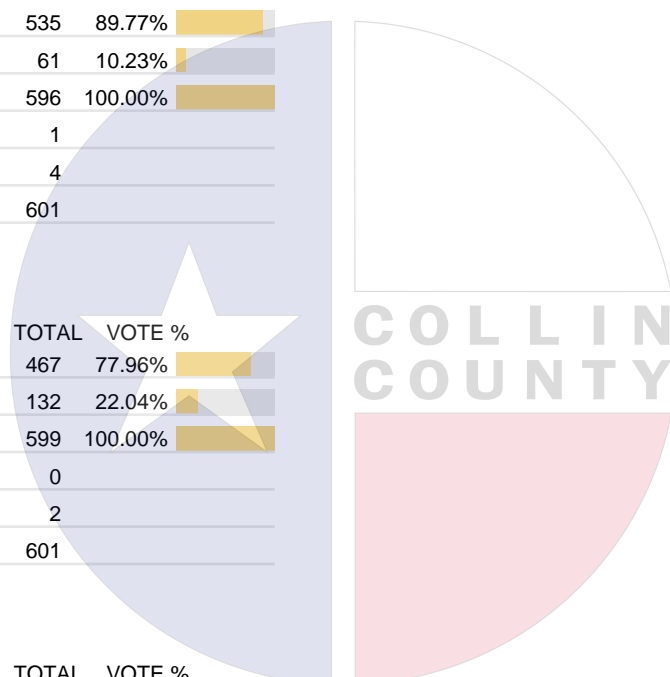
Vote For 1

	TOTAL	VOTE %	
For	437	73.57%	
Against	157	26.43%	
Total Votes Cast	594	100.00%	
Overvotes	0		
Undervotes	7		
Contest Totals	601		

### Proposition 10 – State of Texas

Vote For 1

	TOTAL	VOTE %	
For	554	92.64%	
Against	44	7.36%	
Total Votes Cast	598	100.00%	
Overvotes	0		
Undervotes	3		
Contest Totals	601		



Collin County Seal  
 Watermark Seal for Collin County.  
 Collin County Government

## PCT 207

### Proposition 11 – State of Texas

Vote For 1

	TOTAL	VOTE %	
For	490	82.08%	
Against	107	17.92%	
Total Votes Cast	597	100.00%	
Overvotes	0		
Undervotes	4		
Contest Totals	601		

### Proposition 12 – State of Texas

Vote For 1

	TOTAL	VOTE %	
For	375	63.88%	
Against	212	36.12%	
Total Votes Cast	587	100.00%	
Overvotes	0		
Undervotes	14		
Contest Totals	601		

### Proposition 13 – State of Texas

Vote For 1

	TOTAL	VOTE %	
For	535	89.32%	
Against	64	10.68%	
Total Votes Cast	599	100.00%	
Overvotes	0		
Undervotes	2		
Contest Totals	601		

### Proposition 14 – State of Texas

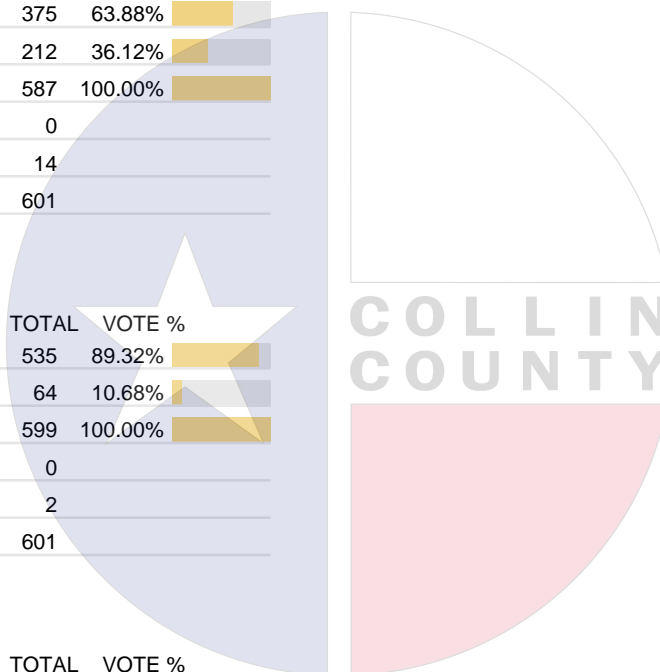
Vote For 1

	TOTAL	VOTE %	
For	381	64.69%	
Against	208	35.31%	
Total Votes Cast	589	100.00%	
Overvotes	0		
Undervotes	12		
Contest Totals	601		

### Proposition 15 – State of Texas

Vote For 1

	TOTAL	VOTE %	
For	423	71.33%	
Against	170	28.67%	
Total Votes Cast	593	100.00%	
Overvotes	0		
Undervotes	8		
Contest Totals	601		



Collin County Seal  
 Watermark Seal for Collin County.  
 Collin County Government

## PCT 207

### Proposition 16 – State of Texas

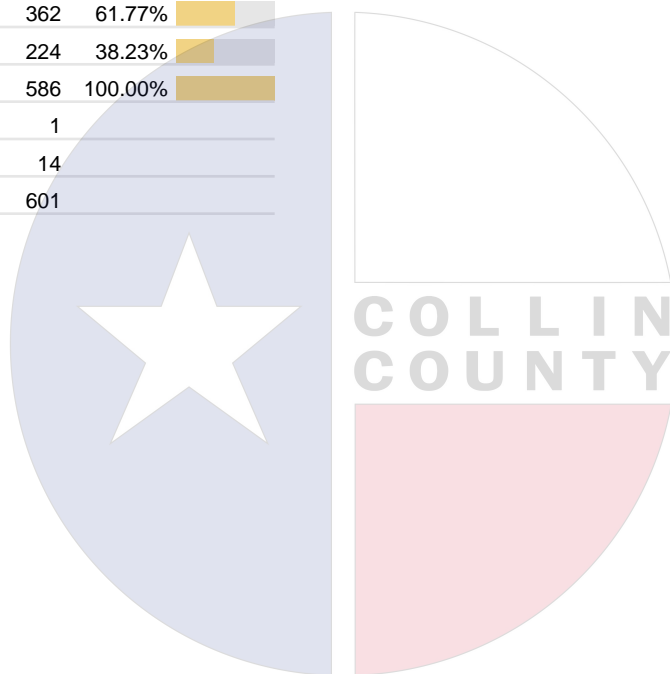
Vote For 1

	TOTAL	VOTE %	
For	442	74.04%	
Against	155	25.96%	
Total Votes Cast	597	100.00%	
Overvotes	0		
Undervotes	4		
Contest Totals	601		

### Proposition 17 – State of Texas

Vote For 1

	TOTAL	VOTE %	
For	362	61.77%	
Against	224	38.23%	
Total Votes Cast	586	100.00%	
Overvotes	1		
Undervotes	14		
Contest Totals	601		



Collin County Seal  
 Watermark Seal for Collin County.  
 Collin County Government

## PCT 208

### Proposition 1 – State of Texas

Vote For 1

	TOTAL	VOTE %	
For	501	66.71%	
Against	250	33.29%	
Total Votes Cast	751	100.00%	
Overvotes	0		
Undervotes	11		
Contest Totals	762		

### Proposition 2 – State of Texas

Vote For 1

	TOTAL	VOTE %	
For	576	75.99%	
Against	182	24.01%	
Total Votes Cast	758	100.00%	
Overvotes	0		
Undervotes	4		
Contest Totals	762		

### Proposition 3 – State of Texas

Vote For 1

	TOTAL	VOTE %	
For	491	64.95%	
Against	265	35.05%	
Total Votes Cast	756	100.00%	
Overvotes	0		
Undervotes	6		
Contest Totals	762		

### Proposition 4 – State of Texas

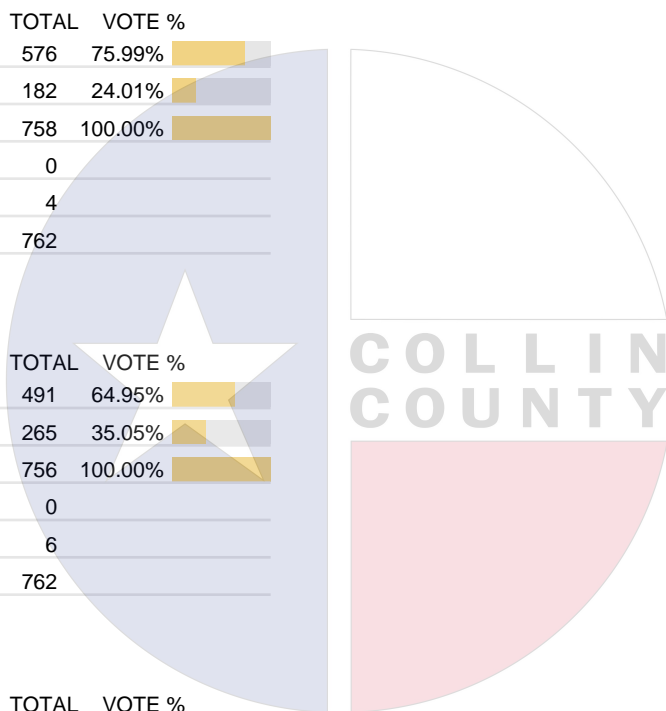
Vote For 1

	TOTAL	VOTE %	
For	521	69.56%	
Against	228	30.44%	
Total Votes Cast	749	100.00%	
Overvotes	0		
Undervotes	13		
Contest Totals	762		

### Proposition 5 – State of Texas

Vote For 1

	TOTAL	VOTE %	
For	537	72.67%	
Against	202	27.33%	
Total Votes Cast	739	100.00%	
Overvotes	0		
Undervotes	23		
Contest Totals	762		



Collin County Seal  
 Watermark Seal for Collin County.  
 Collin County Government

## PCT 208

### Proposition 6 – State of Texas

Vote For 1

	TOTAL	VOTE %	
For	482	64.96%	
Against	260	35.04%	
Total Votes Cast	742	100.00%	
Overvotes	0		
Undervotes	20		
Contest Totals	762		

### Proposition 7 – State of Texas

Vote For 1

	TOTAL	VOTE %	
For	672	88.89%	
Against	84	11.11%	
Total Votes Cast	756	100.00%	
Overvotes	0		
Undervotes	6		
Contest Totals	762		

### Proposition 8 – State of Texas

Vote For 1

	TOTAL	VOTE %	
For	599	79.02%	
Against	159	20.98%	
Total Votes Cast	758	100.00%	
Overvotes	0		
Undervotes	4		
Contest Totals	762		

### Proposition 9 – State of Texas

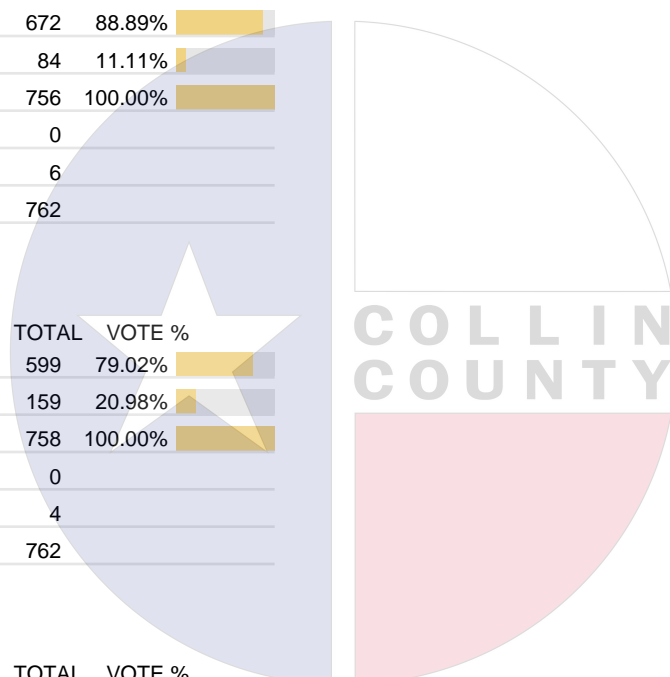
Vote For 1

	TOTAL	VOTE %	
For	571	76.44%	
Against	176	23.56%	
Total Votes Cast	747	100.00%	
Overvotes	0		
Undervotes	15		
Contest Totals	762		

### Proposition 10 – State of Texas

Vote For 1

	TOTAL	VOTE %	
For	685	90.85%	
Against	69	9.15%	
Total Votes Cast	754	100.00%	
Overvotes	0		
Undervotes	8		
Contest Totals	762		



Collin County Seal  
 Watermark Seal for Collin County.  
 Collin County Government

## PCT 208

### Proposition 11 – State of Texas

Vote For 1

	TOTAL	VOTE %	
For	635	83.99%	
Against	121	16.01%	
Total Votes Cast	756	100.00%	
Overvotes	0		
Undervotes	6		
Contest Totals	762		

### Proposition 12 – State of Texas

Vote For 1

	TOTAL	VOTE %	
For	485	65.28%	
Against	258	34.72%	
Total Votes Cast	743	100.00%	
Overvotes	0		
Undervotes	19		
Contest Totals	762		

### Proposition 13 – State of Texas

Vote For 1

	TOTAL	VOTE %	
For	668	88.13%	
Against	90	11.87%	
Total Votes Cast	758	100.00%	
Overvotes	0		
Undervotes	4		
Contest Totals	762		

### Proposition 14 – State of Texas

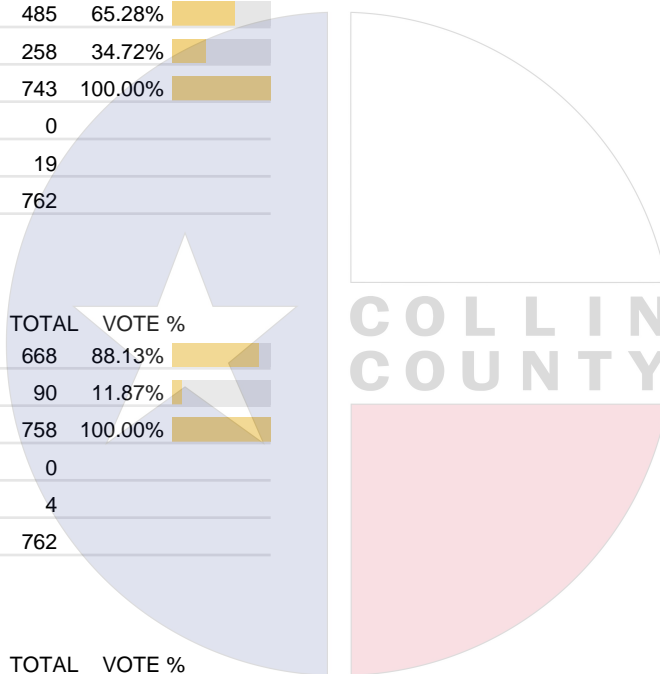
Vote For 1

	TOTAL	VOTE %	
For	469	62.87%	
Against	277	37.13%	
Total Votes Cast	746	100.00%	
Overvotes	1		
Undervotes	15		
Contest Totals	762		

### Proposition 15 – State of Texas

Vote For 1

	TOTAL	VOTE %	
For	577	76.63%	
Against	176	23.37%	
Total Votes Cast	753	100.00%	
Overvotes	0		
Undervotes	9		
Contest Totals	762		



Collin County Seal  
 Watermark Seal for Collin County.  
 Collin County Government

## PCT 208

### Proposition 16 – State of Texas

Vote For 1

	TOTAL	VOTE %	
For	583	77.22%	
Against	172	22.78%	
Total Votes Cast	755	100.00%	
Overvotes	0		
Undervotes	7		
Contest Totals	762		

### Proposition 17 – State of Texas

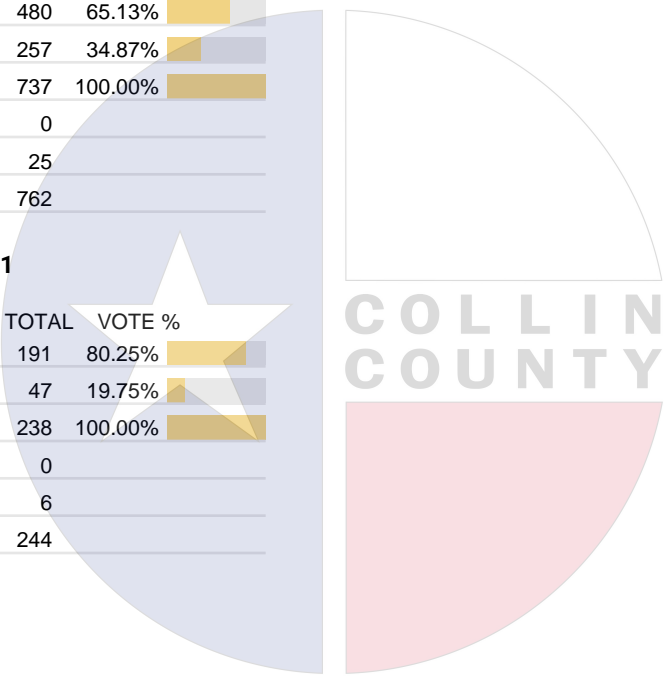
Vote For 1

	TOTAL	VOTE %	
For	480	65.13%	
Against	257	34.87%	
Total Votes Cast	737	100.00%	
Overvotes	0		
Undervotes	25		
Contest Totals	762		

### Proposition – Collin County ESD, No. 1

Vote For 1

	TOTAL	VOTE %	
For	191	80.25%	
Against	47	19.75%	
Total Votes Cast	238	100.00%	
Overvotes	0		
Undervotes	6		
Contest Totals	244		



Collin County Seal  
 Watermark Seal for Collin County.  
 Collin County Government

## PCT 209

### Proposition 1 – State of Texas

Vote For 1

	TOTAL	VOTE %	
For	132	81.99%	
Against	29	18.01%	
Total Votes Cast	161	100.00%	
Overvotes	0		
Undervotes	1		
Contest Totals	162		

### Proposition 2 – State of Texas

Vote For 1

	TOTAL	VOTE %	
For	98	60.49%	
Against	64	39.51%	
Total Votes Cast	162	100.00%	
Overvotes	0		
Undervotes	0		
Contest Totals	162		

### Proposition 3 – State of Texas

Vote For 1

	TOTAL	VOTE %	
For	77	47.53%	
Against	85	52.47%	
Total Votes Cast	162	100.00%	
Overvotes	0		
Undervotes	0		
Contest Totals	162		

### Proposition 4 – State of Texas

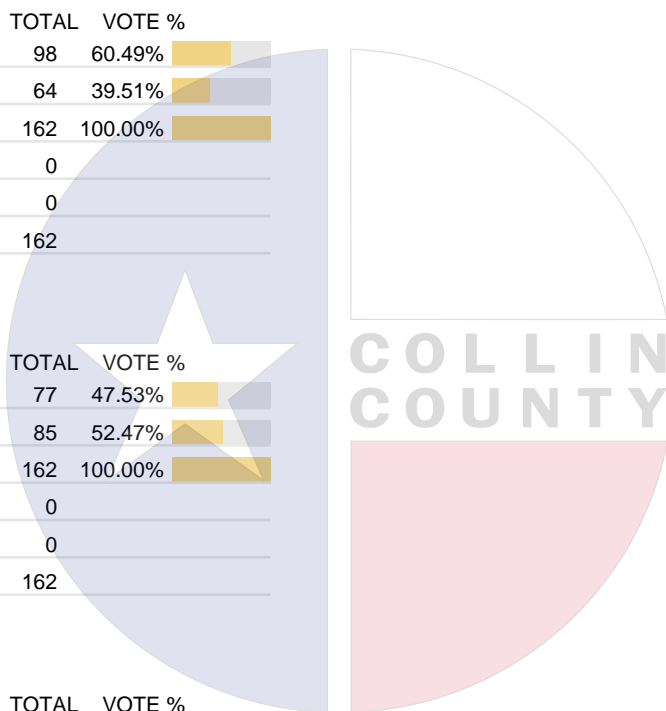
Vote For 1

	TOTAL	VOTE %	
For	120	75.00%	
Against	40	25.00%	
Total Votes Cast	160	100.00%	
Overvotes	1		
Undervotes	1		
Contest Totals	162		

### Proposition 5 – State of Texas

Vote For 1

	TOTAL	VOTE %	
For	102	63.75%	
Against	58	36.25%	
Total Votes Cast	160	100.00%	
Overvotes	0		
Undervotes	2		
Contest Totals	162		



Collin County Seal  
 Watermark Seal for Collin County.  
 Collin County Government

## PCT 209

### Proposition 6 – State of Texas

Vote For 1

	TOTAL	VOTE %	
For	69	43.95%	
Against	88	56.05%	
Total Votes Cast	157	100.00%	
Overvotes	0		
Undervotes	5		
Contest Totals	162		

### Proposition 7 – State of Texas

Vote For 1

	TOTAL	VOTE %	
For	141	87.04%	
Against	21	12.96%	
Total Votes Cast	162	100.00%	
Overvotes	0		
Undervotes	0		
Contest Totals	162		

### Proposition 8 – State of Texas

Vote For 1

	TOTAL	VOTE %	
For	107	66.05%	
Against	55	33.95%	
Total Votes Cast	162	100.00%	
Overvotes	0		
Undervotes	0		
Contest Totals	162		

### Proposition 9 – State of Texas

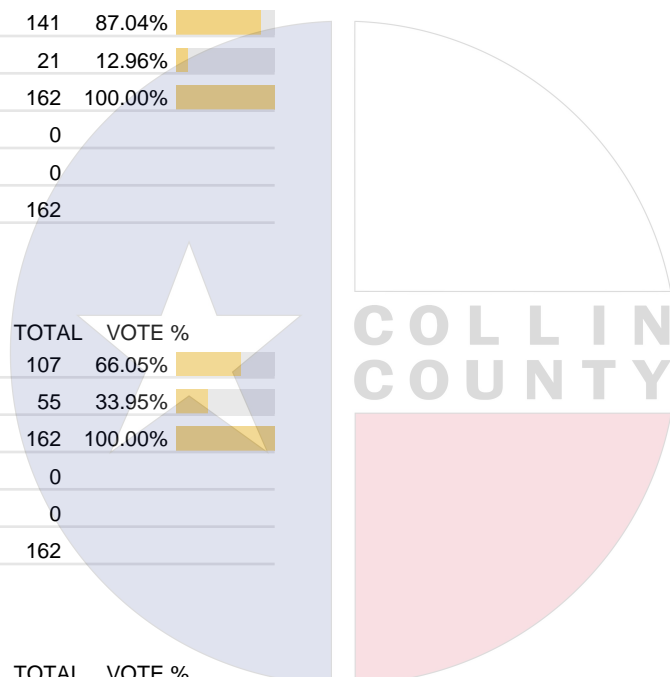
Vote For 1

	TOTAL	VOTE %	
For	112	70.44%	
Against	47	29.56%	
Total Votes Cast	159	100.00%	
Overvotes	0		
Undervotes	3		
Contest Totals	162		

### Proposition 10 – State of Texas

Vote For 1

	TOTAL	VOTE %	
For	147	91.30%	
Against	14	8.70%	
Total Votes Cast	161	100.00%	
Overvotes	0		
Undervotes	1		
Contest Totals	162		



Collin County Seal  
 Watermark Seal for Collin County.  
 Collin County Government

## PCT 209

### Proposition 11 – State of Texas

Vote For 1

	TOTAL	VOTE %	
For	129	80.12%	
Against	32	19.88%	
Total Votes Cast	161	100.00%	
Overvotes	0		
Undervotes	1		
Contest Totals	162		

### Proposition 12 – State of Texas

Vote For 1

	TOTAL	VOTE %	
For	82	50.93%	
Against	79	49.07%	
Total Votes Cast	161	100.00%	
Overvotes	0		
Undervotes	1		
Contest Totals	162		

### Proposition 13 – State of Texas

Vote For 1

	TOTAL	VOTE %	
For	139	85.80%	
Against	23	14.20%	
Total Votes Cast	162	100.00%	
Overvotes	0		
Undervotes	0		
Contest Totals	162		

### Proposition 14 – State of Texas

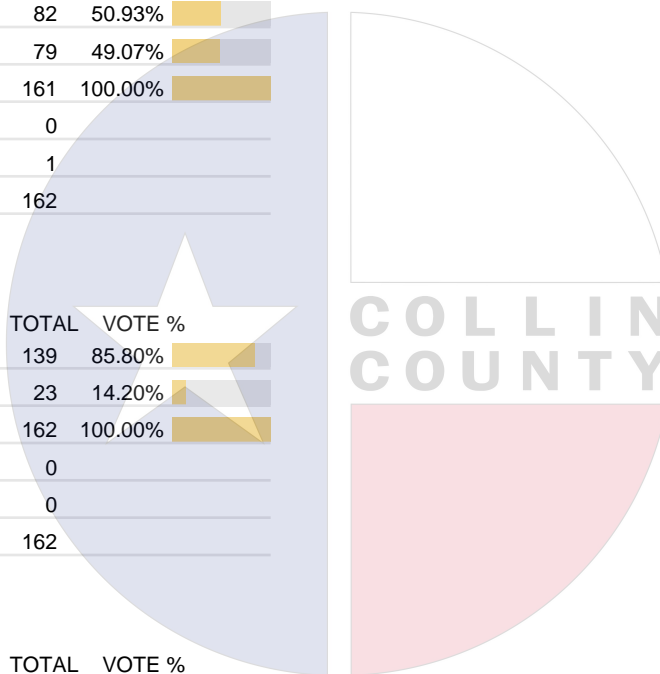
Vote For 1

	TOTAL	VOTE %	
For	116	72.50%	
Against	44	27.50%	
Total Votes Cast	160	100.00%	
Overvotes	0		
Undervotes	2		
Contest Totals	162		

### Proposition 15 – State of Texas

Vote For 1

	TOTAL	VOTE %	
For	97	59.88%	
Against	65	40.12%	
Total Votes Cast	162	100.00%	
Overvotes	0		
Undervotes	0		
Contest Totals	162		



Collin County Seal  
 Watermark Seal for Collin County.  
 Collin County Government

## PCT 209

### Proposition 16 – State of Texas

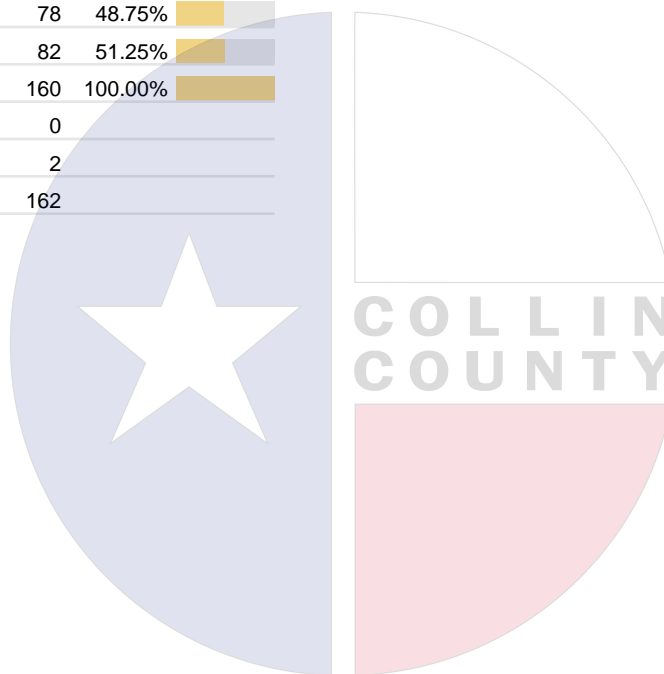
Vote For 1

	TOTAL	VOTE %	
For	106	65.84%	
Against	55	34.16%	
Total Votes Cast	161	100.00%	
Overvotes	0		
Undervotes	1		
Contest Totals	162		

### Proposition 17 – State of Texas

Vote For 1

	TOTAL	VOTE %	
For	78	48.75%	
Against	82	51.25%	
Total Votes Cast	160	100.00%	
Overvotes	0		
Undervotes	2		
Contest Totals	162		



Collin County Seal  
 Watermark Seal for Collin County.  
 Collin County Government

## PCT 210

### Proposition 1 – State of Texas

Vote For 1

	TOTAL	VOTE %	
For	191	72.62%	
Against	72	27.38%	
Total Votes Cast	263	100.00%	
Overvotes	0		
Undervotes	1		
Contest Totals	264		

### Proposition 2 – State of Texas

Vote For 1

	TOTAL	VOTE %	
For	174	66.16%	
Against	89	33.84%	
Total Votes Cast	263	100.00%	
Overvotes	0		
Undervotes	1		
Contest Totals	264		

### Proposition 3 – State of Texas

Vote For 1

	TOTAL	VOTE %	
For	124	47.51%	
Against	137	52.49%	
Total Votes Cast	261	100.00%	
Overvotes	0		
Undervotes	3		
Contest Totals	264		

### Proposition 4 – State of Texas

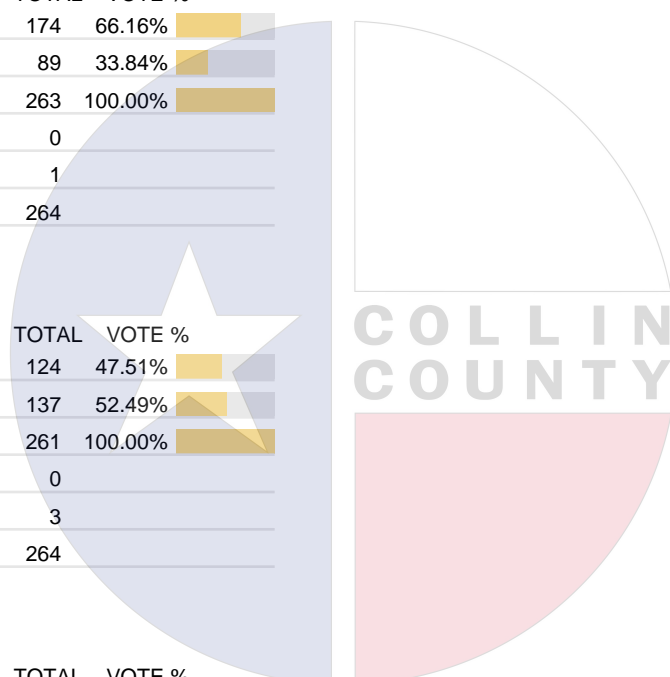
Vote For 1

	TOTAL	VOTE %	
For	192	74.42%	
Against	66	25.58%	
Total Votes Cast	258	100.00%	
Overvotes	1		
Undervotes	5		
Contest Totals	264		

### Proposition 5 – State of Texas

Vote For 1

	TOTAL	VOTE %	
For	174	67.18%	
Against	85	32.82%	
Total Votes Cast	259	100.00%	
Overvotes	0		
Undervotes	5		
Contest Totals	264		



## PCT 210

### Proposition 6 – State of Texas

Vote For 1

	TOTAL	VOTE %	
For	138	53.08%	
Against	122	46.92%	
Total Votes Cast	260	100.00%	
Overvotes	0		
Undervotes	4		
Contest Totals	264		

### Proposition 7 – State of Texas

Vote For 1

	TOTAL	VOTE %	
For	227	87.31%	
Against	33	12.69%	
Total Votes Cast	260	100.00%	
Overvotes	0		
Undervotes	4		
Contest Totals	264		

### Proposition 8 – State of Texas

Vote For 1

	TOTAL	VOTE %	
For	173	66.03%	
Against	89	33.97%	
Total Votes Cast	262	100.00%	
Overvotes	0		
Undervotes	2		
Contest Totals	264		

### Proposition 9 – State of Texas

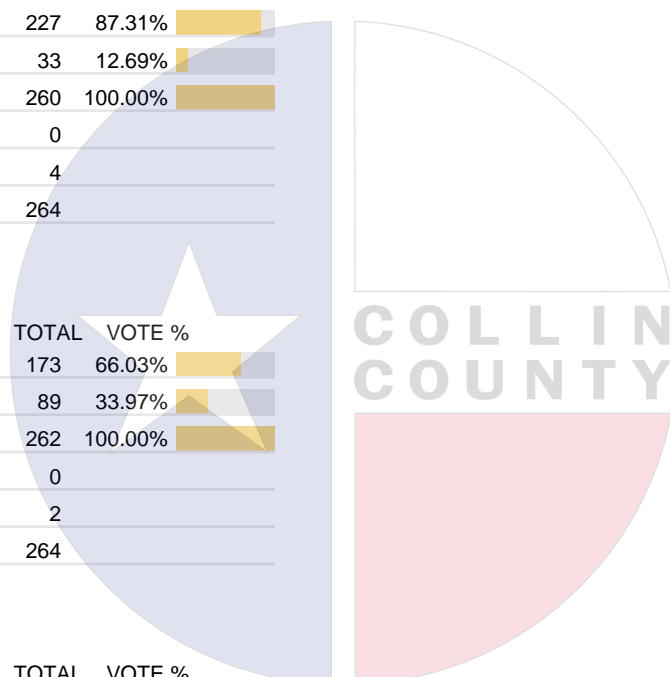
Vote For 1

	TOTAL	VOTE %	
For	182	70.00%	
Against	78	30.00%	
Total Votes Cast	260	100.00%	
Overvotes	0		
Undervotes	4		
Contest Totals	264		

### Proposition 10 – State of Texas

Vote For 1

	TOTAL	VOTE %	
For	234	90.70%	
Against	24	9.30%	
Total Votes Cast	258	100.00%	
Overvotes	0		
Undervotes	6		
Contest Totals	264		



Collin County Seal  
 Watermark Seal for Collin County.  
 Collin County Government

## PCT 210

### Proposition 11 – State of Texas

Vote For 1

	TOTAL	VOTE %	
For	213	81.61%	
Against	48	18.39%	
Total Votes Cast	261	100.00%	
Overvotes	0		
Undervotes	3		
Contest Totals	264		

### Proposition 12 – State of Texas

Vote For 1

	TOTAL	VOTE %	
For	125	47.71%	
Against	137	52.29%	
Total Votes Cast	262	100.00%	
Overvotes	0		
Undervotes	2		
Contest Totals	264		

### Proposition 13 – State of Texas

Vote For 1

	TOTAL	VOTE %	
For	224	85.17%	
Against	39	14.83%	
Total Votes Cast	263	100.00%	
Overvotes	0		
Undervotes	1		
Contest Totals	264		

### Proposition 14 – State of Texas

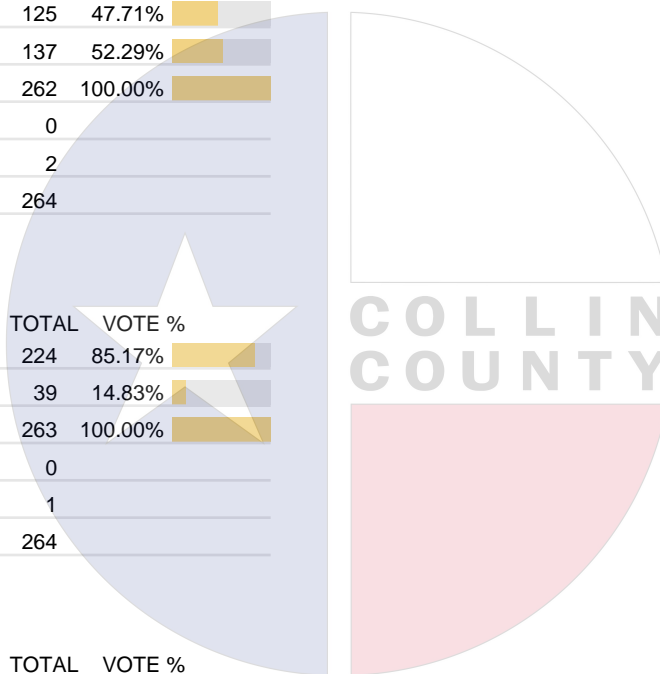
Vote For 1

	TOTAL	VOTE %	
For	191	73.75%	
Against	68	26.25%	
Total Votes Cast	259	100.00%	
Overvotes	0		
Undervotes	5		
Contest Totals	264		

### Proposition 15 – State of Texas

Vote For 1

	TOTAL	VOTE %	
For	166	63.85%	
Against	94	36.15%	
Total Votes Cast	260	100.00%	
Overvotes	0		
Undervotes	4		
Contest Totals	264		



Collin County Seal  
 Watermark Seal for Collin County.  
 Collin County Government

## PCT 210

### Proposition 16 – State of Texas

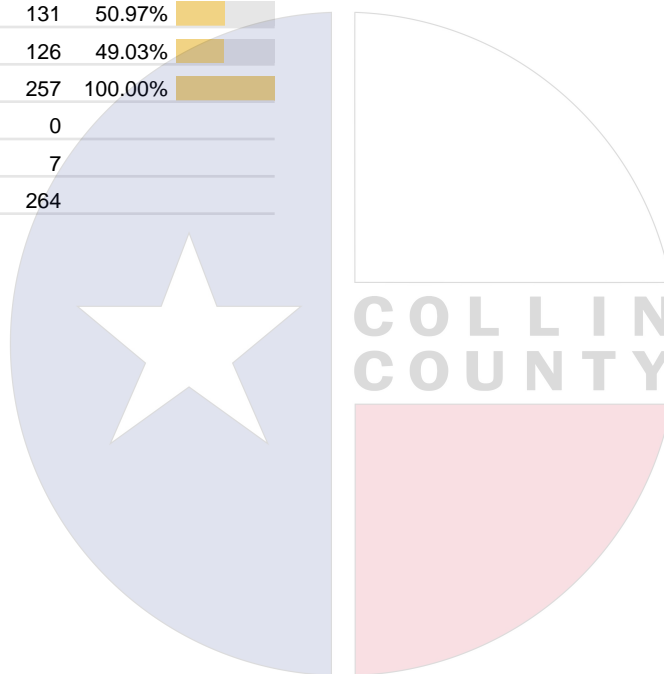
Vote For 1

	TOTAL	VOTE %	
For	164	62.60%	
Against	98	37.40%	
Total Votes Cast	262	100.00%	
Overvotes	0		
Undervotes	2		
Contest Totals	264		

### Proposition 17 – State of Texas

Vote For 1

	TOTAL	VOTE %	
For	131	50.97%	
Against	126	49.03%	
Total Votes Cast	257	100.00%	
Overvotes	0		
Undervotes	7		
Contest Totals	264		



Collin County Seal  
 Watermark Seal for Collin County.  
 Collin County Government

## PCT 211

### Proposition 1 – State of Texas

Vote For 1

	TOTAL	VOTE %	
For	359	70.67%	
Against	149	29.33%	
Total Votes Cast	508	100.00%	
Overvotes	0		
Undervotes	4		
Contest Totals	512		

### Proposition 2 – State of Texas

Vote For 1

	TOTAL	VOTE %	
For	351	69.23%	
Against	156	30.77%	
Total Votes Cast	507	100.00%	
Overvotes	0		
Undervotes	5		
Contest Totals	512		

### Proposition 3 – State of Texas

Vote For 1

	TOTAL	VOTE %	
For	321	63.19%	
Against	187	36.81%	
Total Votes Cast	508	100.00%	
Overvotes	1		
Undervotes	3		
Contest Totals	512		

### Proposition 4 – State of Texas

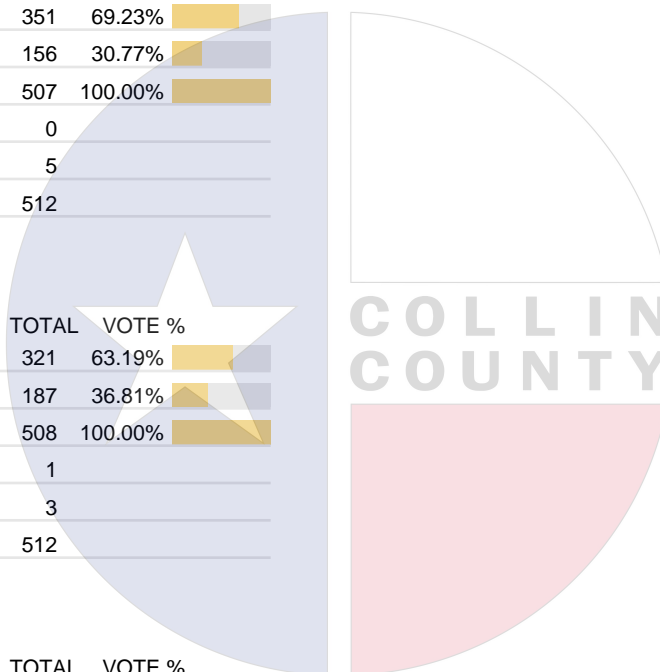
Vote For 1

	TOTAL	VOTE %	
For	368	72.44%	
Against	140	27.56%	
Total Votes Cast	508	100.00%	
Overvotes	0		
Undervotes	4		
Contest Totals	512		

### Proposition 5 – State of Texas

Vote For 1

	TOTAL	VOTE %	
For	353	70.32%	
Against	149	29.68%	
Total Votes Cast	502	100.00%	
Overvotes	0		
Undervotes	10		
Contest Totals	512		



Collin County Seal  
 Watermark Seal for Collin County.  
 Collin County Government

## PCT 211

### Proposition 6 – State of Texas

Vote For 1

	TOTAL	VOTE %	
For	303	60.00%	
Against	202	40.00%	
Total Votes Cast	505	100.00%	
Overvotes	0		
Undervotes	7		
Contest Totals	512		

### Proposition 7 – State of Texas

Vote For 1

	TOTAL	VOTE %	
For	451	88.95%	
Against	56	11.05%	
Total Votes Cast	507	100.00%	
Overvotes	0		
Undervotes	5		
Contest Totals	512		

### Proposition 8 – State of Texas

Vote For 1

	TOTAL	VOTE %	
For	376	74.02%	
Against	132	25.98%	
Total Votes Cast	508	100.00%	
Overvotes	0		
Undervotes	4		
Contest Totals	512		

### Proposition 9 – State of Texas

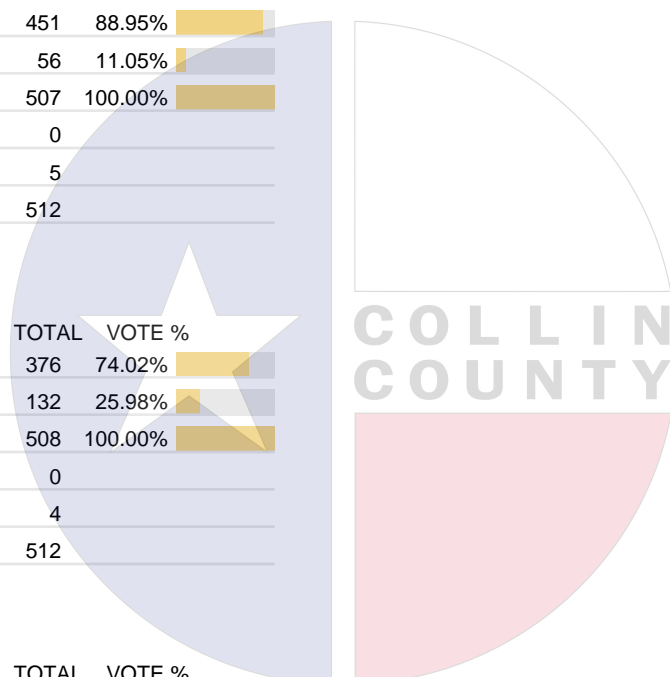
Vote For 1

	TOTAL	VOTE %	
For	354	70.24%	
Against	150	29.76%	
Total Votes Cast	504	100.00%	
Overvotes	0		
Undervotes	8		
Contest Totals	512		

### Proposition 10 – State of Texas

Vote For 1

	TOTAL	VOTE %	
For	451	88.78%	
Against	57	11.22%	
Total Votes Cast	508	100.00%	
Overvotes	1		
Undervotes	3		
Contest Totals	512		



Collin County Seal  
 Watermark Seal for Collin County.  
 Collin County Government

## PCT 211

### Proposition 11 – State of Texas

Vote For 1

	TOTAL	VOTE %	
For	405	79.26%	
Against	106	20.74%	
Total Votes Cast	511	100.00%	
Overvotes	0		
Undervotes	1		
Contest Totals	512		

### Proposition 12 – State of Texas

Vote For 1

	TOTAL	VOTE %	
For	290	58.23%	
Against	208	41.77%	
Total Votes Cast	498	100.00%	
Overvotes	1		
Undervotes	13		
Contest Totals	512		

### Proposition 13 – State of Texas

Vote For 1

	TOTAL	VOTE %	
For	440	86.27%	
Against	70	13.73%	
Total Votes Cast	510	100.00%	
Overvotes	0		
Undervotes	2		
Contest Totals	512		

### Proposition 14 – State of Texas

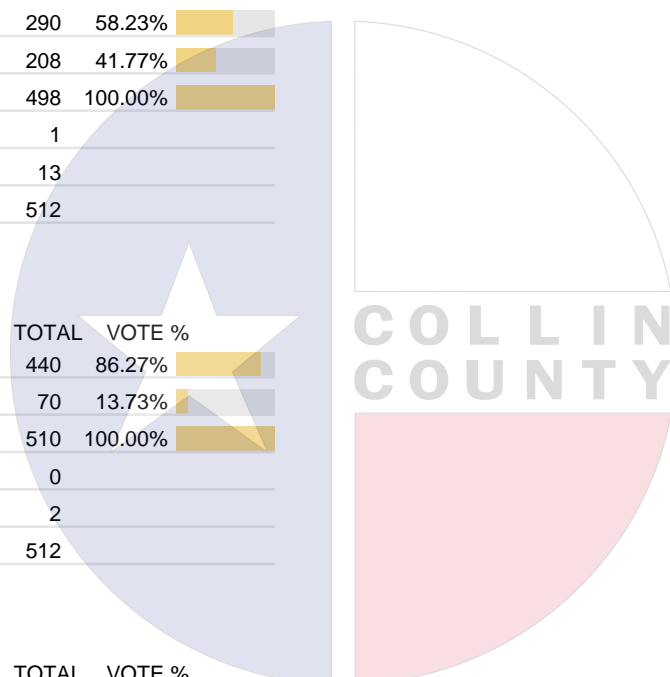
Vote For 1

	TOTAL	VOTE %	
For	349	68.43%	
Against	161	31.57%	
Total Votes Cast	510	100.00%	
Overvotes	1		
Undervotes	1		
Contest Totals	512		

### Proposition 15 – State of Texas

Vote For 1

	TOTAL	VOTE %	
For	341	67.13%	
Against	167	32.87%	
Total Votes Cast	508	100.00%	
Overvotes	0		
Undervotes	4		
Contest Totals	512		



Collin County Seal  
 Watermark Seal for Collin County.  
 Collin County Government

## PCT 211

### Proposition 16 – State of Texas

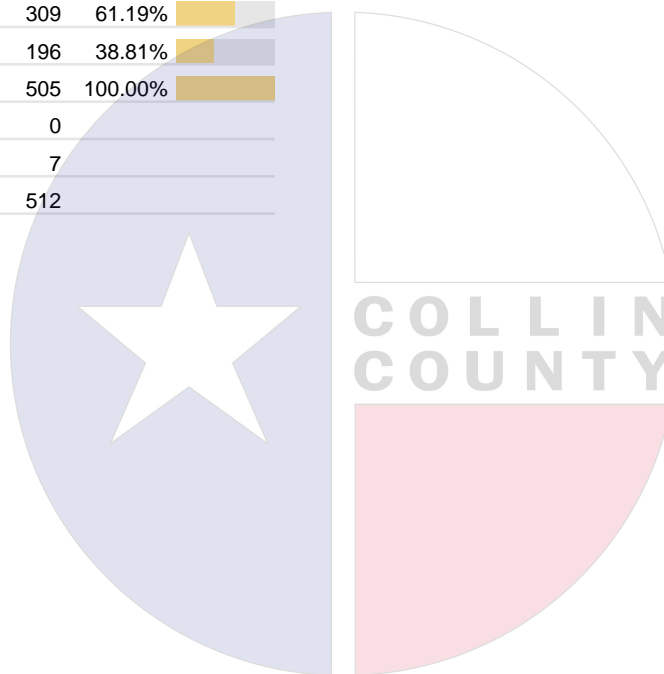
Vote For 1

	TOTAL	VOTE %	
For	362	71.12%	
Against	147	28.88%	
Total Votes Cast	509	100.00%	
Overvotes	0		
Undervotes	3		
Contest Totals	512		

### Proposition 17 – State of Texas

Vote For 1

	TOTAL	VOTE %	
For	309	61.19%	
Against	196	38.81%	
Total Votes Cast	505	100.00%	
Overvotes	0		
Undervotes	7		
Contest Totals	512		



Collin County Seal  
 Watermark Seal for Collin County.  
 Collin County Government

## PCT 212

### Proposition 1 – State of Texas

Vote For 1

	TOTAL	VOTE %	
For	210	69.31%	
Against	93	30.69%	
Total Votes Cast	303	100.00%	
Overvotes	0		
Undervotes	3		
Contest Totals	306		

### Proposition 2 – State of Texas

Vote For 1

	TOTAL	VOTE %	
For	178	58.17%	
Against	128	41.83%	
Total Votes Cast	306	100.00%	
Overvotes	0		
Undervotes	0		
Contest Totals	306		

### Proposition 3 – State of Texas

Vote For 1

	TOTAL	VOTE %	
For	137	45.52%	
Against	164	54.48%	
Total Votes Cast	301	100.00%	
Overvotes	1		
Undervotes	4		
Contest Totals	306		

### Proposition 4 – State of Texas

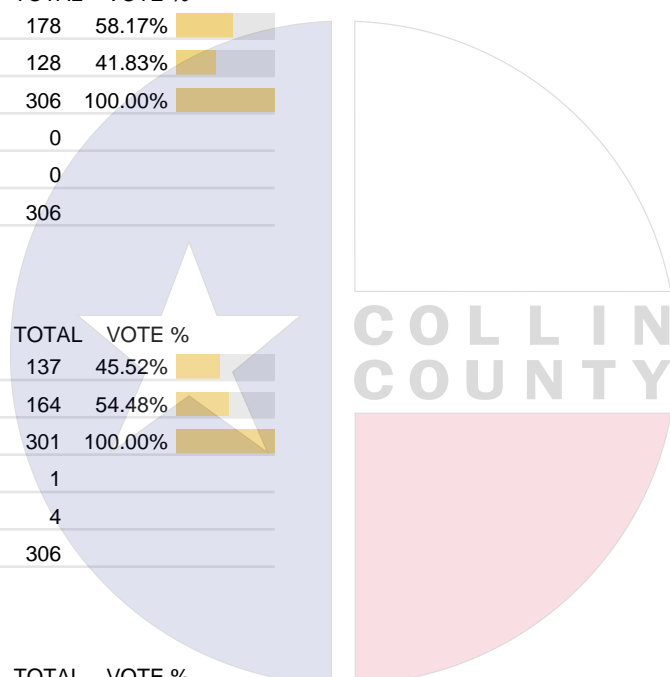
Vote For 1

	TOTAL	VOTE %	
For	228	75.50%	
Against	74	24.50%	
Total Votes Cast	302	100.00%	
Overvotes	1		
Undervotes	3		
Contest Totals	306		

### Proposition 5 – State of Texas

Vote For 1

	TOTAL	VOTE %	
For	191	62.83%	
Against	113	37.17%	
Total Votes Cast	304	100.00%	
Overvotes	0		
Undervotes	2		
Contest Totals	306		



## PCT 212

### Proposition 6 – State of Texas

Vote For 1

	TOTAL	VOTE %	
For	144	47.68%	
Against	158	52.32%	
Total Votes Cast	302	100.00%	
Overvotes	0		
Undervotes	4		
Contest Totals	306		

### Proposition 7 – State of Texas

Vote For 1

	TOTAL	VOTE %	
For	268	88.74%	
Against	34	11.26%	
Total Votes Cast	302	100.00%	
Overvotes	0		
Undervotes	4		
Contest Totals	306		

### Proposition 8 – State of Texas

Vote For 1

	TOTAL	VOTE %	
For	202	66.45%	
Against	102	33.55%	
Total Votes Cast	304	100.00%	
Overvotes	0		
Undervotes	2		
Contest Totals	306		

### Proposition 9 – State of Texas

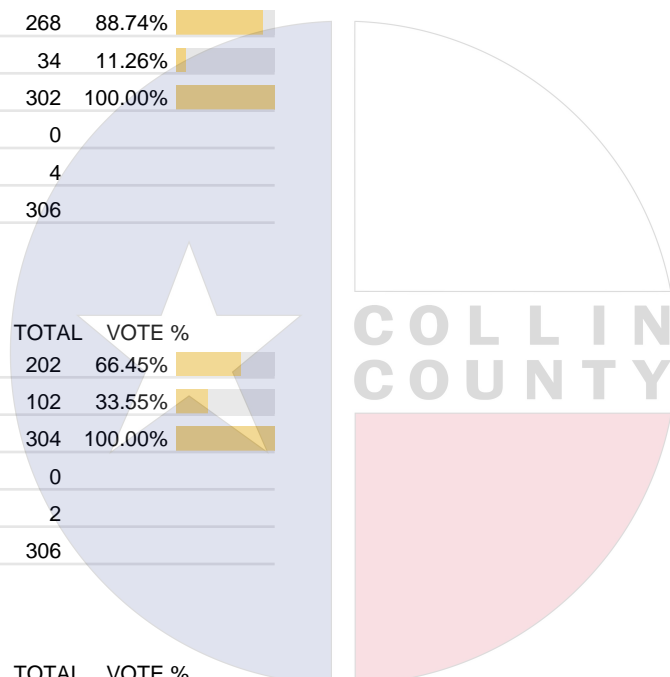
Vote For 1

	TOTAL	VOTE %	
For	203	66.78%	
Against	101	33.22%	
Total Votes Cast	304	100.00%	
Overvotes	0		
Undervotes	2		
Contest Totals	306		

### Proposition 10 – State of Texas

Vote For 1

	TOTAL	VOTE %	
For	269	88.20%	
Against	36	11.80%	
Total Votes Cast	305	100.00%	
Overvotes	0		
Undervotes	1		
Contest Totals	306		



Collin County Seal  
 Watermark Seal for Collin County.  
 Collin County Government

## PCT 212

### Proposition 11 – State of Texas

Vote For 1

	TOTAL	VOTE %	
For	240	78.69%	
Against	65	21.31%	
Total Votes Cast	305	100.00%	
Overvotes	0		
Undervotes	1		
Contest Totals	306		

### Proposition 12 – State of Texas

Vote For 1

	TOTAL	VOTE %	
For	154	51.33%	
Against	146	48.67%	
Total Votes Cast	300	100.00%	
Overvotes	0		
Undervotes	6		
Contest Totals	306		

### Proposition 13 – State of Texas

Vote For 1

	TOTAL	VOTE %	
For	252	82.89%	
Against	52	17.11%	
Total Votes Cast	304	100.00%	
Overvotes	0		
Undervotes	2		
Contest Totals	306		

### Proposition 14 – State of Texas

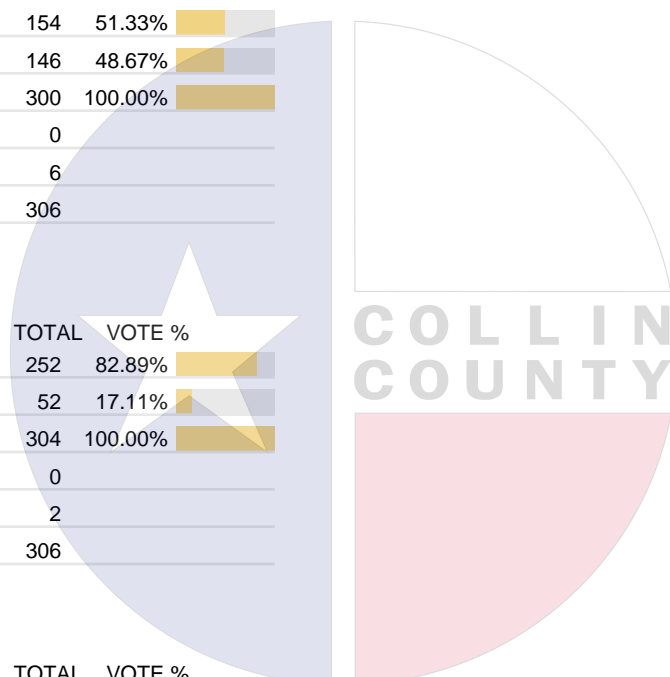
Vote For 1

	TOTAL	VOTE %	
For	211	69.18%	
Against	94	30.82%	
Total Votes Cast	305	100.00%	
Overvotes	0		
Undervotes	1		
Contest Totals	306		

### Proposition 15 – State of Texas

Vote For 1

	TOTAL	VOTE %	
For	188	62.05%	
Against	115	37.95%	
Total Votes Cast	303	100.00%	
Overvotes	0		
Undervotes	3		
Contest Totals	306		



Collin County Seal  
 Watermark Seal for Collin County.  
 Collin County Government

## PCT 212

### Proposition 16 – State of Texas

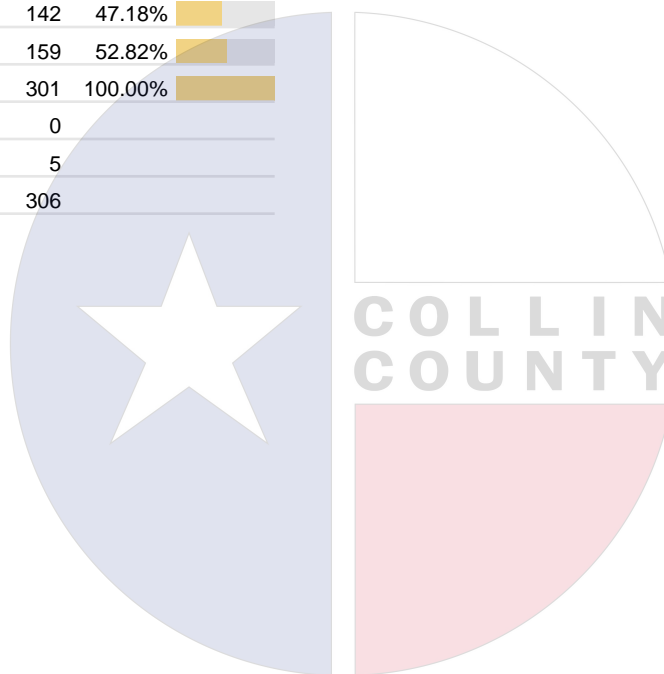
Vote For 1

	TOTAL	VOTE %	
For	184	60.73%	
Against	119	39.27%	
Total Votes Cast	303	100.00%	
Overvotes	0		
Undervotes	3		
Contest Totals	306		

### Proposition 17 – State of Texas

Vote For 1

	TOTAL	VOTE %	
For	142	47.18%	
Against	159	52.82%	
Total Votes Cast	301	100.00%	
Overvotes	0		
Undervotes	5		
Contest Totals	306		



Collin County Seal  
 Watermark Seal for Collin County.  
 Collin County Government

## PCT 213

### Proposition 1 – State of Texas

Vote For 1

	TOTAL	VOTE %	
For	281	67.87%	
Against	133	32.13%	
Total Votes Cast	414	100.00%	
Overvotes	0		
Undervotes	2		
Contest Totals	416		

### Proposition 2 – State of Texas

Vote For 1

	TOTAL	VOTE %	
For	246	59.42%	
Against	168	40.58%	
Total Votes Cast	414	100.00%	
Overvotes	0		
Undervotes	2		
Contest Totals	416		

### Proposition 3 – State of Texas

Vote For 1

	TOTAL	VOTE %	
For	214	51.82%	
Against	199	48.18%	
Total Votes Cast	413	100.00%	
Overvotes	1		
Undervotes	2		
Contest Totals	416		

### Proposition 4 – State of Texas

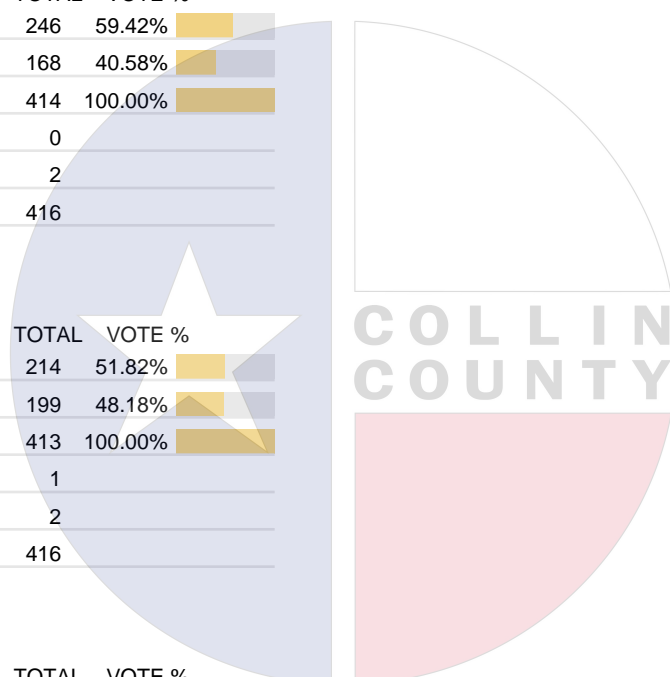
Vote For 1

	TOTAL	VOTE %	
For	293	70.77%	
Against	121	29.23%	
Total Votes Cast	414	100.00%	
Overvotes	0		
Undervotes	2		
Contest Totals	416		

### Proposition 5 – State of Texas

Vote For 1

	TOTAL	VOTE %	
For	245	59.61%	
Against	166	40.39%	
Total Votes Cast	411	100.00%	
Overvotes	1		
Undervotes	4		
Contest Totals	416		



Collin County Seal  
 Watermark Seal for Collin County.  
 Collin County Government

## PCT 213

### Proposition 6 – State of Texas

Vote For 1

	TOTAL	VOTE %	
For	210	51.34%	
Against	199	48.66%	
Total Votes Cast	409	100.00%	
Overvotes	1		
Undervotes	6		
Contest Totals	416		

### Proposition 7 – State of Texas

Vote For 1

	TOTAL	VOTE %	
For	357	86.23%	
Against	57	13.77%	
Total Votes Cast	414	100.00%	
Overvotes	1		
Undervotes	1		
Contest Totals	416		

### Proposition 8 – State of Texas

Vote For 1

	TOTAL	VOTE %	
For	267	64.34%	
Against	148	35.66%	
Total Votes Cast	415	100.00%	
Overvotes	0		
Undervotes	1		
Contest Totals	416		

### Proposition 9 – State of Texas

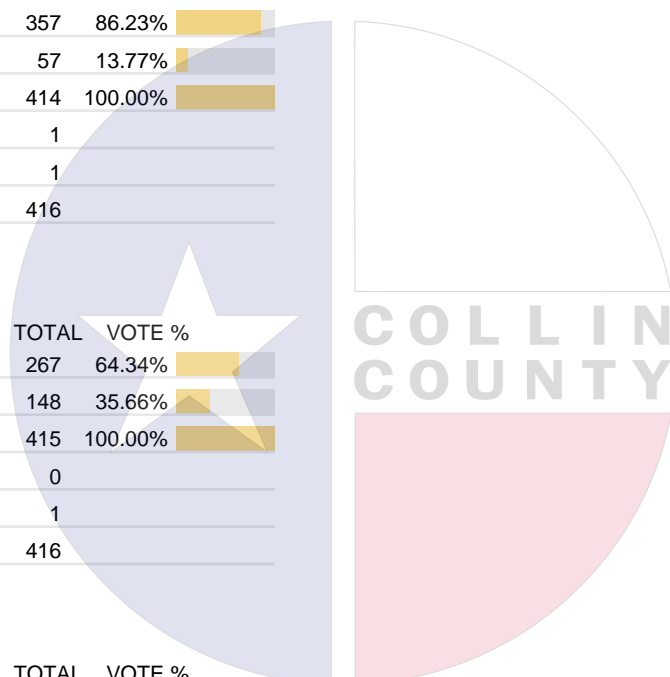
Vote For 1

	TOTAL	VOTE %	
For	264	63.92%	
Against	149	36.08%	
Total Votes Cast	413	100.00%	
Overvotes	0		
Undervotes	3		
Contest Totals	416		

### Proposition 10 – State of Texas

Vote For 1

	TOTAL	VOTE %	
For	364	87.50%	
Against	52	12.50%	
Total Votes Cast	416	100.00%	
Overvotes	0		
Undervotes	0		
Contest Totals	416		



Collin County Seal  
 Watermark Seal for Collin County.  
 Collin County Government

## PCT 213

### Proposition 11 – State of Texas

Vote For 1

	TOTAL	VOTE %	
For	312	75.36%	
Against	102	24.64%	
Total Votes Cast	414	100.00%	
Overvotes	1		
Undervotes	1		
Contest Totals	416		

### Proposition 12 – State of Texas

Vote For 1

	TOTAL	VOTE %	
For	241	58.35%	
Against	172	41.65%	
Total Votes Cast	413	100.00%	
Overvotes	0		
Undervotes	3		
Contest Totals	416		

### Proposition 13 – State of Texas

Vote For 1

	TOTAL	VOTE %	
For	337	81.40%	
Against	77	18.60%	
Total Votes Cast	414	100.00%	
Overvotes	0		
Undervotes	2		
Contest Totals	416		

### Proposition 14 – State of Texas

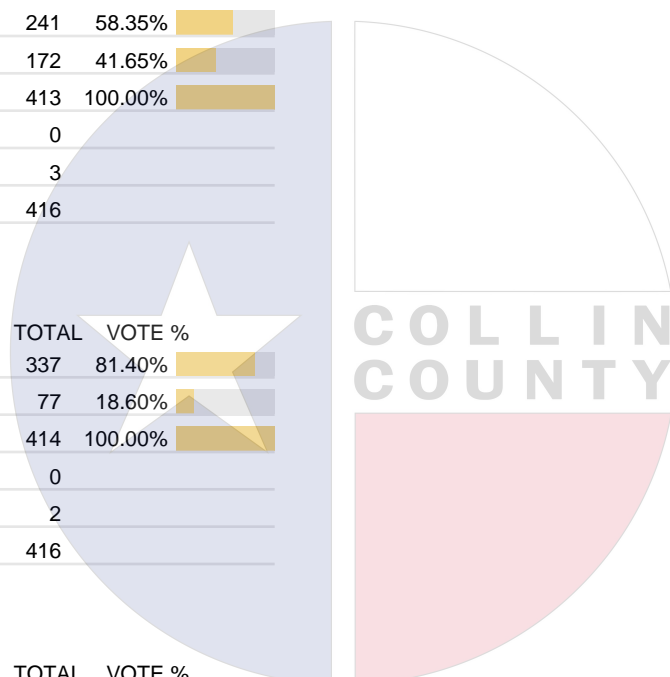
Vote For 1

	TOTAL	VOTE %	
For	270	64.90%	
Against	146	35.10%	
Total Votes Cast	416	100.00%	
Overvotes	0		
Undervotes	0		
Contest Totals	416		

### Proposition 15 – State of Texas

Vote For 1

	TOTAL	VOTE %	
For	260	62.80%	
Against	154	37.20%	
Total Votes Cast	414	100.00%	
Overvotes	0		
Undervotes	2		
Contest Totals	416		






Collin County Seal  
 Watermark Seal for Collin County.  
 Collin County Government

## PCT 213




### Proposition 16 – State of Texas

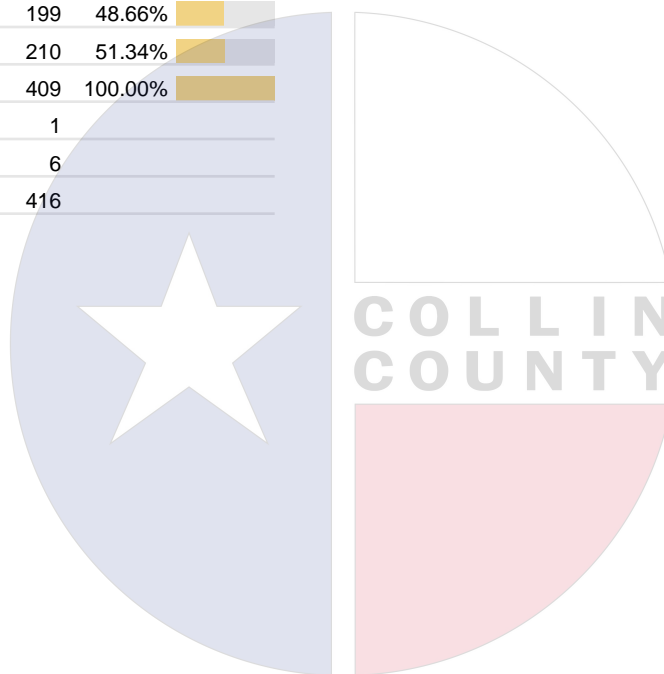
Vote For 1

	TOTAL	VOTE %	
For	263	63.53%	
Against	151	36.47%	
Total Votes Cast	414	100.00%	
Overvotes	0		
Undervotes	2		
Contest Totals	416		

### Proposition 17 – State of Texas

Vote For 1

	TOTAL	VOTE %	
For	199	48.66%	
Against	210	51.34%	
Total Votes Cast	409	100.00%	
Overvotes	1		
Undervotes	6		
Contest Totals	416		



Collin County Seal  
 Watermark Seal for Collin County.  
 Collin County Government

## PCT 214

### Proposition 1 – State of Texas

Vote For 1

	TOTAL	VOTE %	
For	576	68.41%	
Against	266	31.59%	
Total Votes Cast	842	100.00%	
Overvotes	1		
Undervotes	20		
Contest Totals	863		

### Proposition 2 – State of Texas

Vote For 1

	TOTAL	VOTE %	
For	720	84.51%	
Against	132	15.49%	
Total Votes Cast	852	100.00%	
Overvotes	0		
Undervotes	11		
Contest Totals	863		

### Proposition 3 – State of Texas

Vote For 1

	TOTAL	VOTE %	
For	626	73.73%	
Against	223	26.27%	
Total Votes Cast	849	100.00%	
Overvotes	0		
Undervotes	14		
Contest Totals	863		

### Proposition 4 – State of Texas

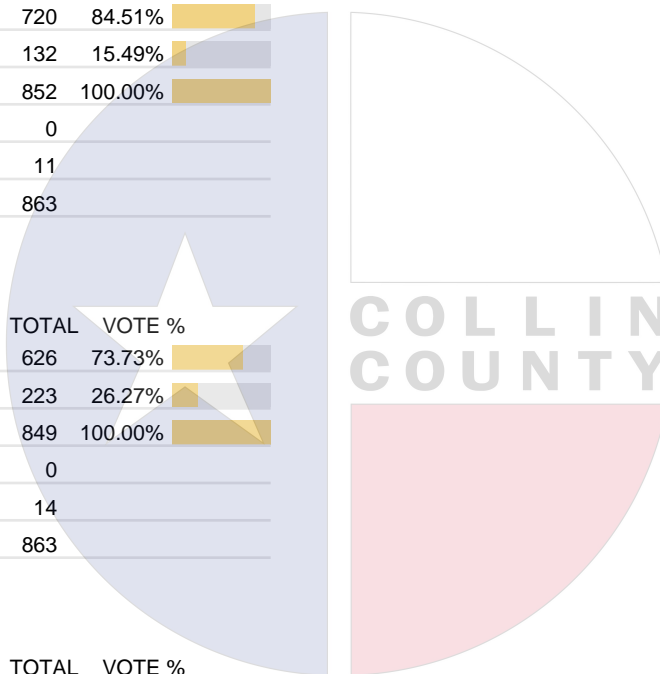
Vote For 1

	TOTAL	VOTE %	
For	641	76.49%	
Against	197	23.51%	
Total Votes Cast	838	100.00%	
Overvotes	0		
Undervotes	25		
Contest Totals	863		

### Proposition 5 – State of Texas

Vote For 1

	TOTAL	VOTE %	
For	649	78.10%	
Against	182	21.90%	
Total Votes Cast	831	100.00%	
Overvotes	0		
Undervotes	32		
Contest Totals	863		



Collin County Seal  
 Watermark Seal for Collin County.  
 Collin County Government

## PCT 214

### Proposition 6 – State of Texas

Vote For 1

	TOTAL	VOTE %	
For	601	72.58%	
Against	227	27.42%	
Total Votes Cast	828	100.00%	
Overvotes	0		
Undervotes	35		
Contest Totals	863		

### Proposition 7 – State of Texas

Vote For 1

	TOTAL	VOTE %	
For	787	92.59%	
Against	63	7.41%	
Total Votes Cast	850	100.00%	
Overvotes	0		
Undervotes	13		
Contest Totals	863		

### Proposition 8 – State of Texas

Vote For 1

	TOTAL	VOTE %	
For	745	87.65%	
Against	105	12.35%	
Total Votes Cast	850	100.00%	
Overvotes	1		
Undervotes	12		
Contest Totals	863		

### Proposition 9 – State of Texas

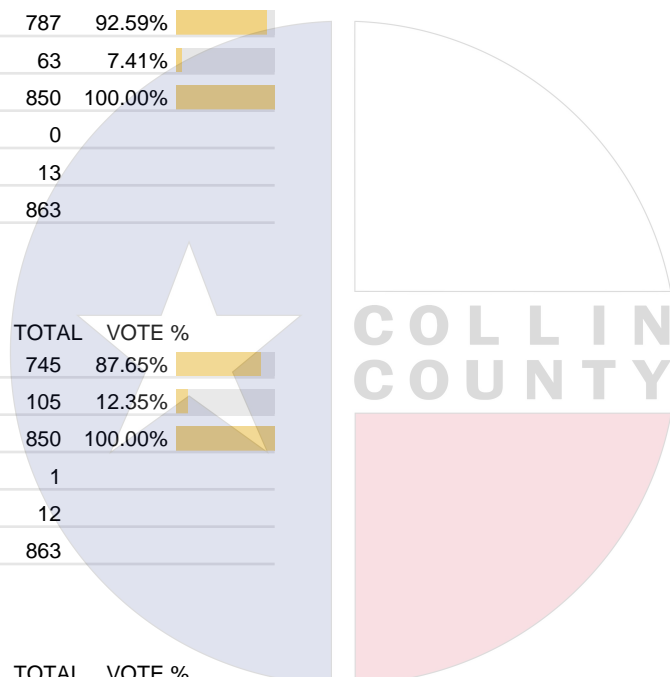
Vote For 1

	TOTAL	VOTE %	
For	670	79.95%	
Against	168	20.05%	
Total Votes Cast	838	100.00%	
Overvotes	0		
Undervotes	25		
Contest Totals	863		

### Proposition 10 – State of Texas

Vote For 1

	TOTAL	VOTE %	
For	788	92.82%	
Against	61	7.18%	
Total Votes Cast	849	100.00%	
Overvotes	1		
Undervotes	13		
Contest Totals	863		



Collin County Seal  
 Watermark Seal for Collin County.  
 Collin County Government

## PCT 214

### Proposition 11 – State of Texas

Vote For 1

	TOTAL	VOTE %	
For	744	87.53%	
Against	106	12.47%	
Total Votes Cast	850	100.00%	
Overvotes	0		
Undervotes	13		
Contest Totals	863		

### Proposition 12 – State of Texas

Vote For 1

	TOTAL	VOTE %	
For	608	73.08%	
Against	224	26.92%	
Total Votes Cast	832	100.00%	
Overvotes	0		
Undervotes	31		
Contest Totals	863		

### Proposition 13 – State of Texas

Vote For 1

	TOTAL	VOTE %	
For	797	93.65%	
Against	54	6.35%	
Total Votes Cast	851	100.00%	
Overvotes	0		
Undervotes	12		
Contest Totals	863		

### Proposition 14 – State of Texas

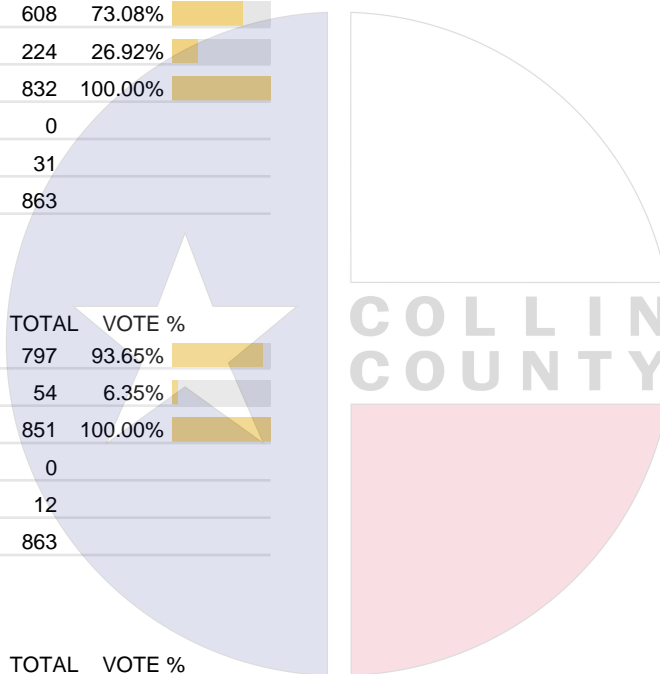
Vote For 1

	TOTAL	VOTE %	
For	554	66.19%	
Against	283	33.81%	
Total Votes Cast	837	100.00%	
Overvotes	1		
Undervotes	25		
Contest Totals	863		

### Proposition 15 – State of Texas

Vote For 1

	TOTAL	VOTE %	
For	679	80.26%	
Against	167	19.74%	
Total Votes Cast	846	100.00%	
Overvotes	0		
Undervotes	17		
Contest Totals	863		



Collin County Seal  
 Watermark Seal for Collin County.  
 Collin County Government

## PCT 214

### Proposition 16 – State of Texas

Vote For 1

	TOTAL	VOTE %	
For	720	84.51%	
Against	132	15.49%	
Total Votes Cast	852	100.00%	
Overvotes	1		
Undervotes	10		
Contest Totals	863		

### Proposition 17 – State of Texas

Vote For 1

	TOTAL	VOTE %	
For	616	73.95%	
Against	217	26.05%	
Total Votes Cast	833	100.00%	
Overvotes	0		
Undervotes	30		
Contest Totals	863		

### Proposition – Collin County ESD, No. 1

Vote For 1

	TOTAL	VOTE %	
For	2	100.00%	
Against	0	0.00%	
Total Votes Cast	2	100.00%	
Overvotes	0		
Undervotes	1		
Contest Totals	3		

### Proposition A – Town of Prosper

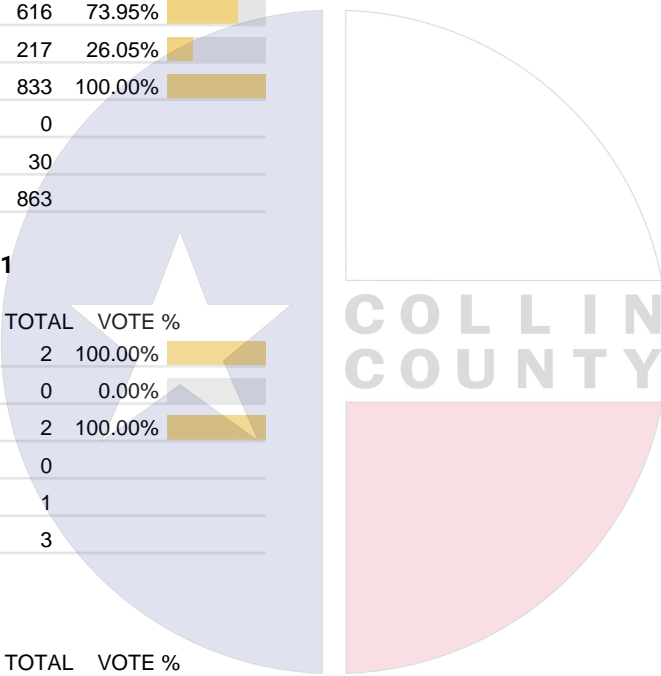
Vote For 1

	TOTAL	VOTE %	
For	552	64.64%	
Against	302	35.36%	
Total Votes Cast	854	100.00%	
Overvotes	1		
Undervotes	5		
Contest Totals	860		

### Proposition B – Town of Prosper

Vote For 1

	TOTAL	VOTE %	
For	477	55.99%	
Against	375	44.01%	
Total Votes Cast	852	100.00%	
Overvotes	0		
Undervotes	8		
Contest Totals	860		



Collin County Seal  
 Watermark Seal for Collin County.  
 Collin County Government

## PCT 214

### Proposition C – Town of Prosper

Vote For 1

	TOTAL	VOTE %	
For	368	43.29%	
Against	482	56.71%	
Total Votes Cast	850	100.00%	
Overvotes	0		
Undervotes	10		
Contest Totals	860		

### Proposition D – Town of Prosper

Vote For 1

	TOTAL	VOTE %	
For	459	54.06%	
Against	390	45.94%	
Total Votes Cast	849	100.00%	
Overvotes	0		
Undervotes	11		
Contest Totals	860		

### Proposition E – Town of Prosper

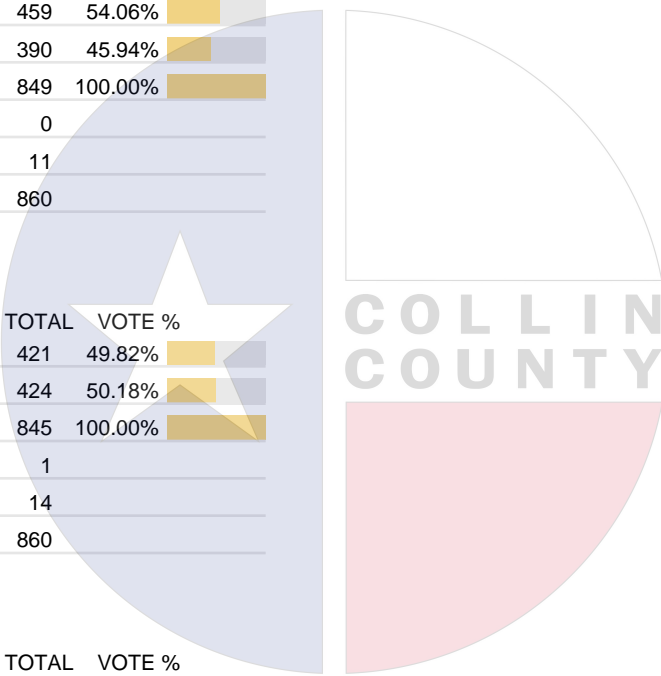
Vote For 1

	TOTAL	VOTE %	
For	421	49.82%	
Against	424	50.18%	
Total Votes Cast	845	100.00%	
Overvotes	1		
Undervotes	14		
Contest Totals	860		

### Proposition F – Town of Prosper

Vote For 1

	TOTAL	VOTE %	
For	455	53.59%	
Against	394	46.41%	
Total Votes Cast	849	100.00%	
Overvotes	1		
Undervotes	10		
Contest Totals	860		



Collin County Seal  
 Watermark Seal for Collin County.  
 Collin County Government

## PCT 215

### Proposition 1 – State of Texas

Vote For 1

	TOTAL	VOTE %	
For	312	68.57%	
Against	143	31.43%	
Total Votes Cast	455	100.00%	
Overvotes	0		
Undervotes	10		
Contest Totals	465		

### Proposition 2 – State of Texas

Vote For 1

	TOTAL	VOTE %	
For	309	67.61%	
Against	148	32.39%	
Total Votes Cast	457	100.00%	
Overvotes	0		
Undervotes	8		
Contest Totals	465		

### Proposition 3 – State of Texas

Vote For 1

	TOTAL	VOTE %	
For	258	56.33%	
Against	200	43.67%	
Total Votes Cast	458	100.00%	
Overvotes	0		
Undervotes	7		
Contest Totals	465		

### Proposition 4 – State of Texas

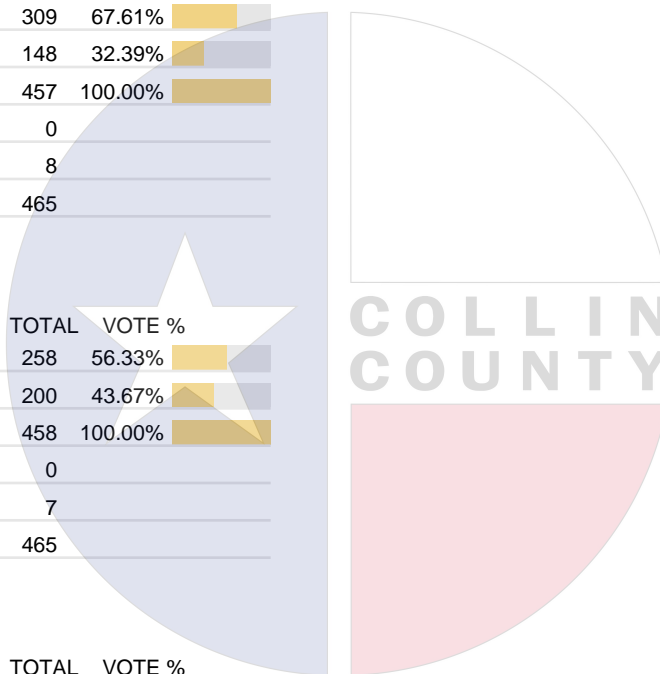
Vote For 1

	TOTAL	VOTE %	
For	308	69.06%	
Against	138	30.94%	
Total Votes Cast	446	100.00%	
Overvotes	0		
Undervotes	19		
Contest Totals	465		

### Proposition 5 – State of Texas

Vote For 1

	TOTAL	VOTE %	
For	321	72.79%	
Against	120	27.21%	
Total Votes Cast	441	100.00%	
Overvotes	0		
Undervotes	24		
Contest Totals	465		



Collin County Seal  
 Watermark Seal for Collin County.  
 Collin County Government

## PCT 215

### Proposition 6 – State of Texas

Vote For 1

	TOTAL	VOTE %	
For	263	59.37%	
Against	180	40.63%	
Total Votes Cast	443	100.00%	
Overvotes	1		
Undervotes	21		
Contest Totals	465		

### Proposition 7 – State of Texas

Vote For 1

	TOTAL	VOTE %	
For	402	88.35%	
Against	53	11.65%	
Total Votes Cast	455	100.00%	
Overvotes	0		
Undervotes	10		
Contest Totals	465		

### Proposition 8 – State of Texas

Vote For 1

	TOTAL	VOTE %	
For	334	73.09%	
Against	123	26.91%	
Total Votes Cast	457	100.00%	
Overvotes	0		
Undervotes	8		
Contest Totals	465		

### Proposition 9 – State of Texas

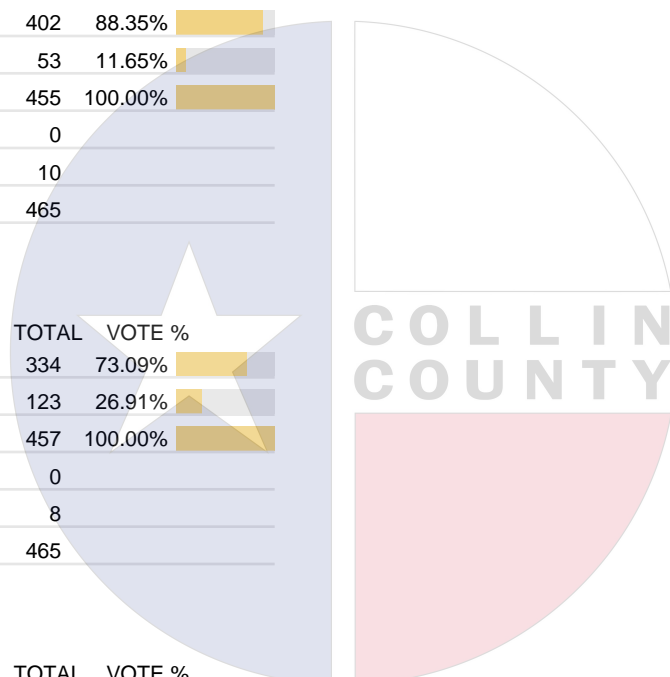
Vote For 1

	TOTAL	VOTE %	
For	295	66.14%	
Against	151	33.86%	
Total Votes Cast	446	100.00%	
Overvotes	0		
Undervotes	19		
Contest Totals	465		

### Proposition 10 – State of Texas

Vote For 1

	TOTAL	VOTE %	
For	405	89.60%	
Against	47	10.40%	
Total Votes Cast	452	100.00%	
Overvotes	0		
Undervotes	13		
Contest Totals	465		



Collin County Seal  
 Watermark Seal for Collin County.  
 Collin County Government

## PCT 215

### Proposition 11 – State of Texas

Vote For 1

	TOTAL	VOTE %	
For	361	79.34%	
Against	94	20.66%	
Total Votes Cast	455	100.00%	
Overvotes	1		
Undervotes	9		
Contest Totals	465		

### Proposition 12 – State of Texas

Vote For 1

	TOTAL	VOTE %	
For	281	63.15%	
Against	164	36.85%	
Total Votes Cast	445	100.00%	
Overvotes	1		
Undervotes	19		
Contest Totals	465		

### Proposition 13 – State of Texas

Vote For 1

	TOTAL	VOTE %	
For	368	80.53%	
Against	89	19.47%	
Total Votes Cast	457	100.00%	
Overvotes	0		
Undervotes	8		
Contest Totals	465		

### Proposition 14 – State of Texas

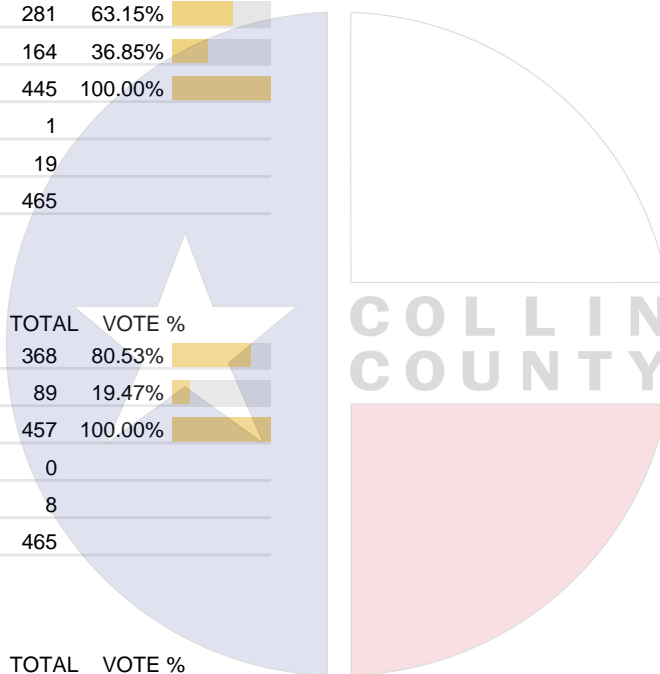
Vote For 1

	TOTAL	VOTE %	
For	329	72.79%	
Against	123	27.21%	
Total Votes Cast	452	100.00%	
Overvotes	0		
Undervotes	13		
Contest Totals	465		

### Proposition 15 – State of Texas

Vote For 1

	TOTAL	VOTE %	
For	348	75.32%	
Against	114	24.68%	
Total Votes Cast	462	100.00%	
Overvotes	0		
Undervotes	3		
Contest Totals	465		



Collin County Seal  
 Watermark Seal for Collin County.  
 Collin County Government

## PCT 215

### Proposition 16 – State of Texas

Vote For 1

	TOTAL	VOTE %	
For	338	73.32%	
Against	123	26.68%	
Total Votes Cast	461	100.00%	
Overvotes	0		
Undervotes	4		
Contest Totals	465		

### Proposition 17 – State of Texas

Vote For 1

	TOTAL	VOTE %	
For	270	60.95%	
Against	173	39.05%	
Total Votes Cast	443	100.00%	
Overvotes	0		
Undervotes	22		
Contest Totals	465		

### Proposition – Collin County ESD, No. 1

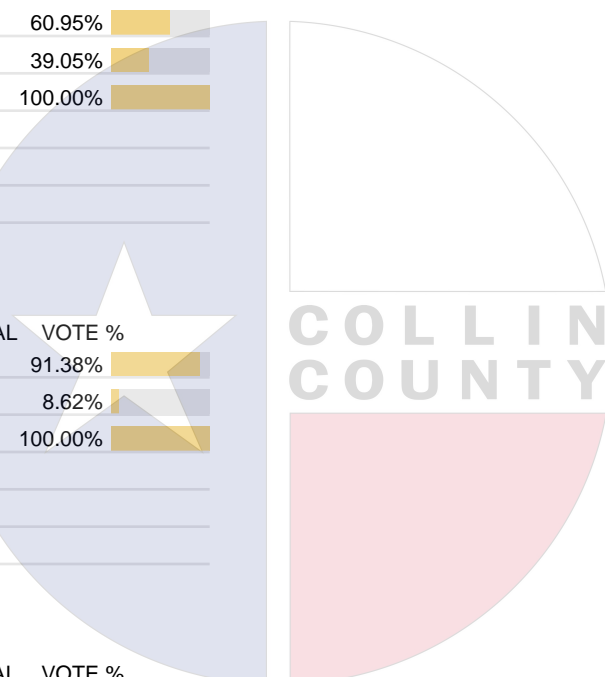
Vote For 1

	TOTAL	VOTE %	
For	106	91.38%	
Against	10	8.62%	
Total Votes Cast	116	100.00%	
Overvotes	0		
Undervotes	2		
Contest Totals	118		

### For School Trustees – Princeton ISD

Vote For 2

	TOTAL	VOTE %	
Sam Nevarez	23	3.58%	
Sonia Ledezma	172	26.75%	
Charlotte Wilson	52	8.09%	
John Campbell	147	22.86%	
Julia Schmoker	115	17.88%	
Melissa Ait Belaid	121	18.82%	
Kay McLaughlin	13	2.02%	
Total Votes Cast	643	100.00%	
Overvotes	6		
Undervotes	137		
Contest Totals	786		



Collin County Seal  
 Watermark Seal for Collin County.  
 Collin County Government

## PCT 216

### Proposition 1 – State of Texas

Vote For 1

	TOTAL	VOTE %	
For	473	65.06%	
Against	254	34.94%	
Total Votes Cast	727	100.00%	
Overvotes	1		
Undervotes	8		
Contest Totals	736		

### Proposition 2 – State of Texas

Vote For 1

	TOTAL	VOTE %	
For	544	74.42%	
Against	187	25.58%	
Total Votes Cast	731	100.00%	
Overvotes	0		
Undervotes	5		
Contest Totals	736		

### Proposition 3 – State of Texas

Vote For 1

	TOTAL	VOTE %	
For	464	63.56%	
Against	266	36.44%	
Total Votes Cast	730	100.00%	
Overvotes	0		
Undervotes	6		
Contest Totals	736		

### Proposition 4 – State of Texas

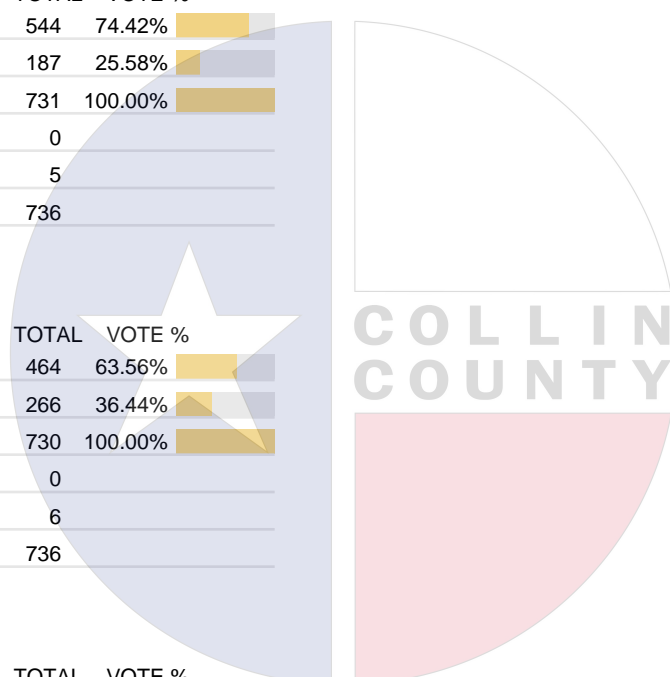
Vote For 1

	TOTAL	VOTE %	
For	518	71.15%	
Against	210	28.85%	
Total Votes Cast	728	100.00%	
Overvotes	0		
Undervotes	8		
Contest Totals	736		

### Proposition 5 – State of Texas

Vote For 1

	TOTAL	VOTE %	
For	540	75.10%	
Against	179	24.90%	
Total Votes Cast	719	100.00%	
Overvotes	0		
Undervotes	17		
Contest Totals	736		



Collin County Seal  
 Watermark Seal for Collin County.  
 Collin County Government

## PCT 216

### Proposition 6 – State of Texas

Vote For 1

	TOTAL	VOTE %	
For	466	64.90%	
Against	252	35.10%	
Total Votes Cast	718	100.00%	
Overvotes	0		
Undervotes	18		
Contest Totals	736		

### Proposition 7 – State of Texas

Vote For 1

	TOTAL	VOTE %	
For	656	90.11%	
Against	72	9.89%	
Total Votes Cast	728	100.00%	
Overvotes	1		
Undervotes	7		
Contest Totals	736		

### Proposition 8 – State of Texas

Vote For 1

	TOTAL	VOTE %	
For	590	80.49%	
Against	143	19.51%	
Total Votes Cast	733	100.00%	
Overvotes	0		
Undervotes	3		
Contest Totals	736		

### Proposition 9 – State of Texas

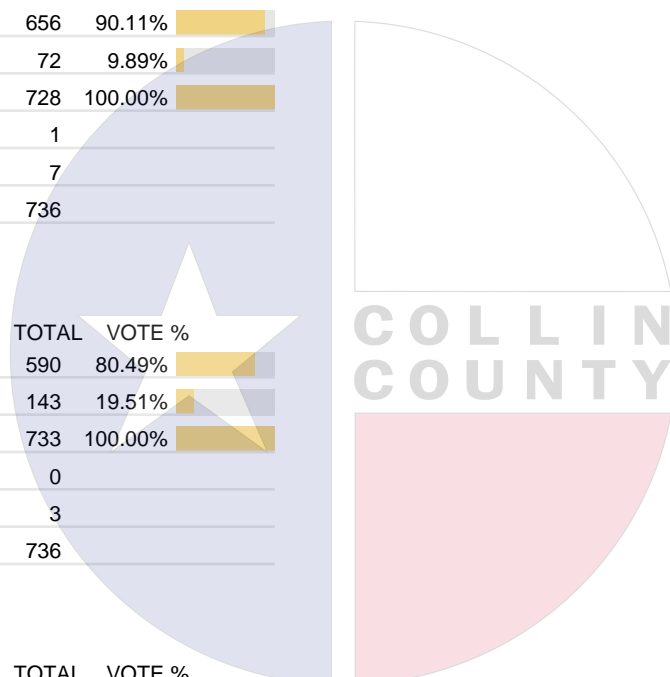
Vote For 1

	TOTAL	VOTE %	
For	561	77.06%	
Against	167	22.94%	
Total Votes Cast	728	100.00%	
Overvotes	0		
Undervotes	8		
Contest Totals	736		

### Proposition 10 – State of Texas

Vote For 1

	TOTAL	VOTE %	
For	685	93.58%	
Against	47	6.42%	
Total Votes Cast	732	100.00%	
Overvotes	0		
Undervotes	4		
Contest Totals	736		



Collin County Seal  
 Watermark Seal for Collin County.  
 Collin County Government

## PCT 216

### Proposition 11 – State of Texas

Vote For 1

	TOTAL	VOTE %	
For	621	84.84%	
Against	111	15.16%	
Total Votes Cast	732	100.00%	
Overvotes	0		
Undervotes	4		
Contest Totals	736		

### Proposition 12 – State of Texas

Vote For 1

	TOTAL	VOTE %	
For	484	66.85%	
Against	240	33.15%	
Total Votes Cast	724	100.00%	
Overvotes	0		
Undervotes	12		
Contest Totals	736		

### Proposition 13 – State of Texas

Vote For 1

	TOTAL	VOTE %	
For	666	90.86%	
Against	67	9.14%	
Total Votes Cast	733	100.00%	
Overvotes	0		
Undervotes	3		
Contest Totals	736		

### Proposition 14 – State of Texas

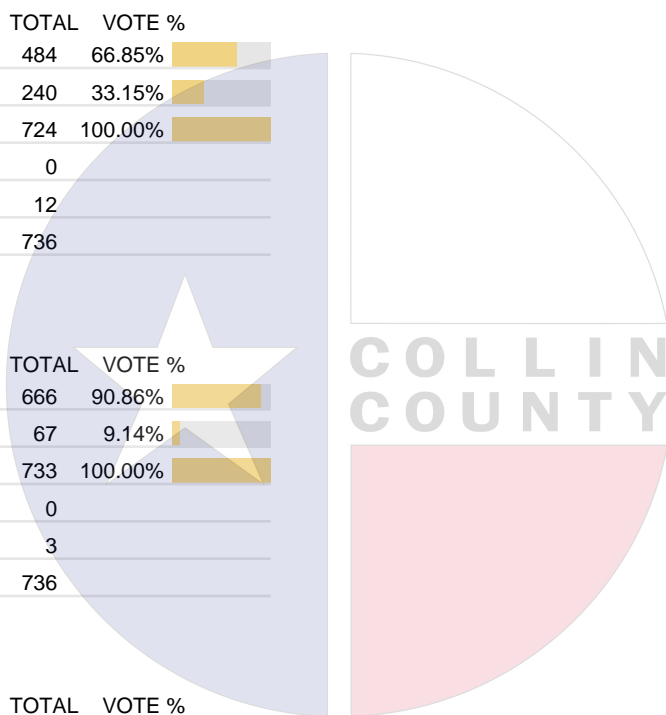
Vote For 1

	TOTAL	VOTE %	
For	465	63.52%	
Against	267	36.48%	
Total Votes Cast	732	100.00%	
Overvotes	0		
Undervotes	4		
Contest Totals	736		

### Proposition 15 – State of Texas

Vote For 1

	TOTAL	VOTE %	
For	551	75.58%	
Against	178	24.42%	
Total Votes Cast	729	100.00%	
Overvotes	1		
Undervotes	6		
Contest Totals	736		



Collin County Seal  
 Watermark Seal for Collin County.  
 Collin County Government

## PCT 216

### Proposition 16 – State of Texas

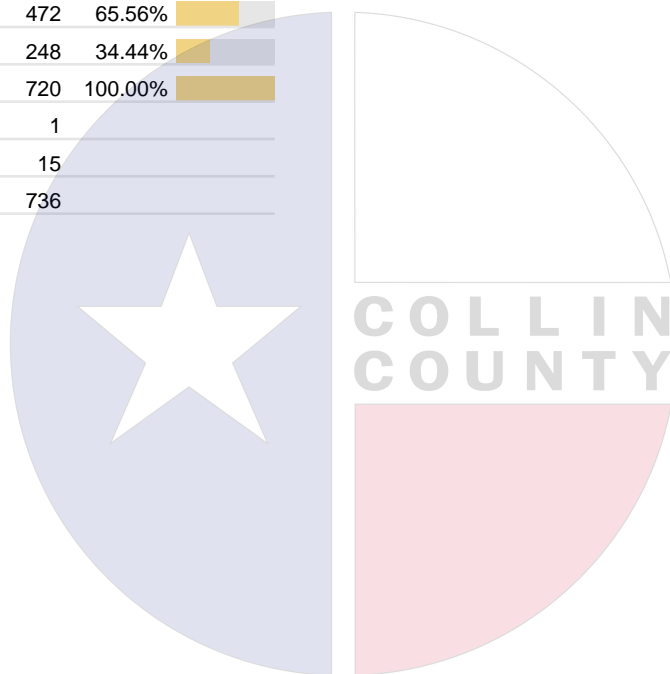
Vote For 1

	TOTAL	VOTE %	
For	570	77.98%	
Against	161	22.02%	
Total Votes Cast	731	100.00%	
Overvotes	0		
Undervotes	5		
Contest Totals	736		

### Proposition 17 – State of Texas

Vote For 1

	TOTAL	VOTE %	
For	472	65.56%	
Against	248	34.44%	
Total Votes Cast	720	100.00%	
Overvotes	1		
Undervotes	15		
Contest Totals	736		



Collin County Seal  
 Watermark Seal for Collin County.  
 Collin County Government

## PCT 217

### Proposition 1 – State of Texas

Vote For 1

	TOTAL	VOTE %	
For	341	71.34%	
Against	137	28.66%	
Total Votes Cast	478	100.00%	
Overvotes	0		
Undervotes	7		
Contest Totals	485		

### Proposition 2 – State of Texas

Vote For 1

	TOTAL	VOTE %	
For	323	67.01%	
Against	159	32.99%	
Total Votes Cast	482	100.00%	
Overvotes	0		
Undervotes	3		
Contest Totals	485		

### Proposition 3 – State of Texas

Vote For 1

	TOTAL	VOTE %	
For	278	57.68%	
Against	204	42.32%	
Total Votes Cast	482	100.00%	
Overvotes	0		
Undervotes	3		
Contest Totals	485		

### Proposition 4 – State of Texas

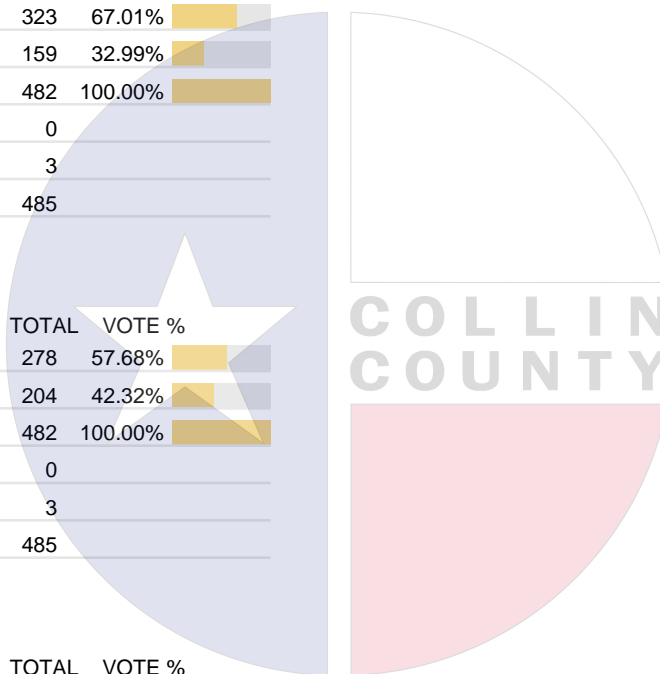
Vote For 1

	TOTAL	VOTE %	
For	354	74.21%	
Against	123	25.79%	
Total Votes Cast	477	100.00%	
Overvotes	0		
Undervotes	8		
Contest Totals	485		

### Proposition 5 – State of Texas

Vote For 1

	TOTAL	VOTE %	
For	366	77.22%	
Against	108	22.78%	
Total Votes Cast	474	100.00%	
Overvotes	0		
Undervotes	11		
Contest Totals	485		



Collin County Seal  
 Watermark Seal for Collin County.  
 Collin County Government

## PCT 217

### Proposition 6 – State of Texas

Vote For 1

	TOTAL	VOTE %	
For	280	59.20%	
Against	193	40.80%	
Total Votes Cast	473	100.00%	
Overvotes	0		
Undervotes	12		
Contest Totals	485		

### Proposition 7 – State of Texas

Vote For 1

	TOTAL	VOTE %	
For	436	92.18%	
Against	37	7.82%	
Total Votes Cast	473	100.00%	
Overvotes	0		
Undervotes	12		
Contest Totals	485		

### Proposition 8 – State of Texas

Vote For 1

	TOTAL	VOTE %	
For	351	73.43%	
Against	127	26.57%	
Total Votes Cast	478	100.00%	
Overvotes	0		
Undervotes	7		
Contest Totals	485		

### Proposition 9 – State of Texas

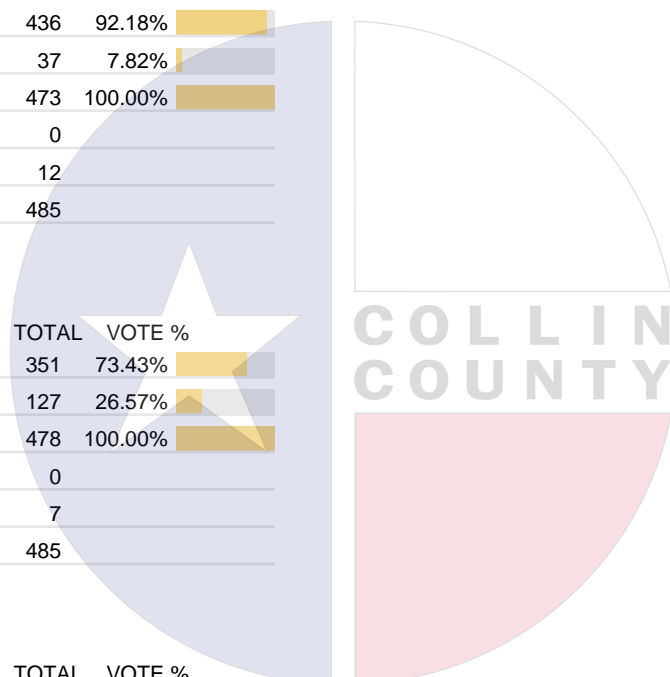
Vote For 1

	TOTAL	VOTE %	
For	369	77.20%	
Against	109	22.80%	
Total Votes Cast	478	100.00%	
Overvotes	0		
Undervotes	7		
Contest Totals	485		

### Proposition 10 – State of Texas

Vote For 1

	TOTAL	VOTE %	
For	443	93.26%	
Against	32	6.74%	
Total Votes Cast	475	100.00%	
Overvotes	0		
Undervotes	10		
Contest Totals	485		



Collin County Seal  
 Watermark Seal for Collin County.  
 Collin County Government

## PCT 217

### Proposition 11 – State of Texas

Vote For 1

	TOTAL	VOTE %	
For	398	82.40%	
Against	85	17.60%	
Total Votes Cast	483	100.00%	
Overvotes	0		
Undervotes	2		
Contest Totals	485		

### Proposition 12 – State of Texas

Vote For 1

	TOTAL	VOTE %	
For	287	60.81%	
Against	185	39.19%	
Total Votes Cast	472	100.00%	
Overvotes	0		
Undervotes	13		
Contest Totals	485		

### Proposition 13 – State of Texas

Vote For 1

	TOTAL	VOTE %	
For	421	86.80%	
Against	64	13.20%	
Total Votes Cast	485	100.00%	
Overvotes	0		
Undervotes	0		
Contest Totals	485		

### Proposition 14 – State of Texas

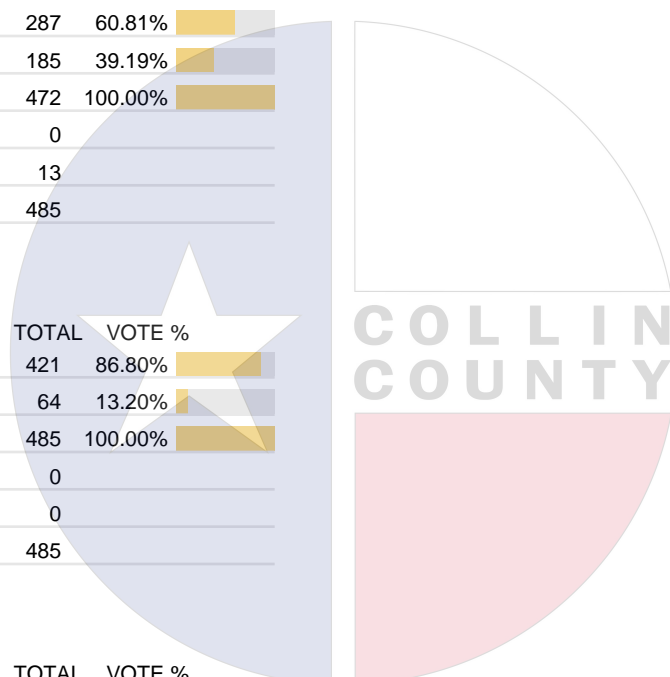
Vote For 1

	TOTAL	VOTE %	
For	328	69.49%	
Against	144	30.51%	
Total Votes Cast	472	100.00%	
Overvotes	1		
Undervotes	12		
Contest Totals	485		

### Proposition 15 – State of Texas

Vote For 1

	TOTAL	VOTE %	
For	331	69.39%	
Against	146	30.61%	
Total Votes Cast	477	100.00%	
Overvotes	1		
Undervotes	7		
Contest Totals	485		



Collin County Seal  
 Watermark Seal for Collin County.  
 Collin County Government

## PCT 217

### Proposition 16 – State of Texas

Vote For 1

	TOTAL	VOTE %	
For	344	71.52%	
Against	137	28.48%	
Total Votes Cast	481	100.00%	
Overvotes	0		
Undervotes	4		
Contest Totals	485		

### Proposition 17 – State of Texas

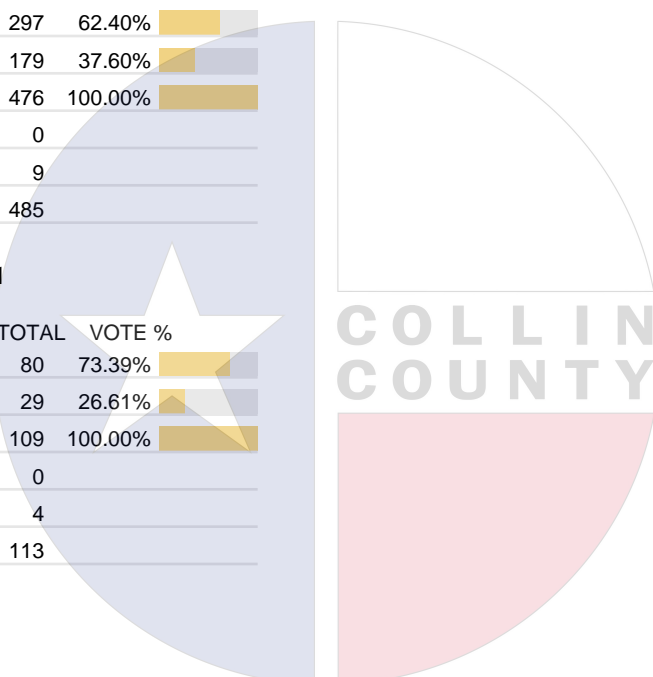
Vote For 1

	TOTAL	VOTE %	
For	297	62.40%	
Against	179	37.60%	
Total Votes Cast	476	100.00%	
Overvotes	0		
Undervotes	9		
Contest Totals	485		

### Proposition – Collin County ESD, No. 1

Vote For 1

	TOTAL	VOTE %	
For	80	73.39%	
Against	29	26.61%	
Total Votes Cast	109	100.00%	
Overvotes	0		
Undervotes	4		
Contest Totals	113		



Collin County Seal  
 Watermark Seal for Collin County.  
 Collin County Government

## PCT 218

### Proposition 1 – State of Texas

Vote For 1

	TOTAL	VOTE %	
For	386	68.44%	
Against	178	31.56%	
Total Votes Cast	564	100.00%	
Overvotes	0		
Undervotes	6		
Contest Totals	570		

### Proposition 2 – State of Texas

Vote For 1

	TOTAL	VOTE %	
For	420	73.81%	
Against	149	26.19%	
Total Votes Cast	569	100.00%	
Overvotes	0		
Undervotes	1		
Contest Totals	570		

### Proposition 3 – State of Texas

Vote For 1

	TOTAL	VOTE %	
For	352	62.08%	
Against	215	37.92%	
Total Votes Cast	567	100.00%	
Overvotes	0		
Undervotes	3		
Contest Totals	570		

### Proposition 4 – State of Texas

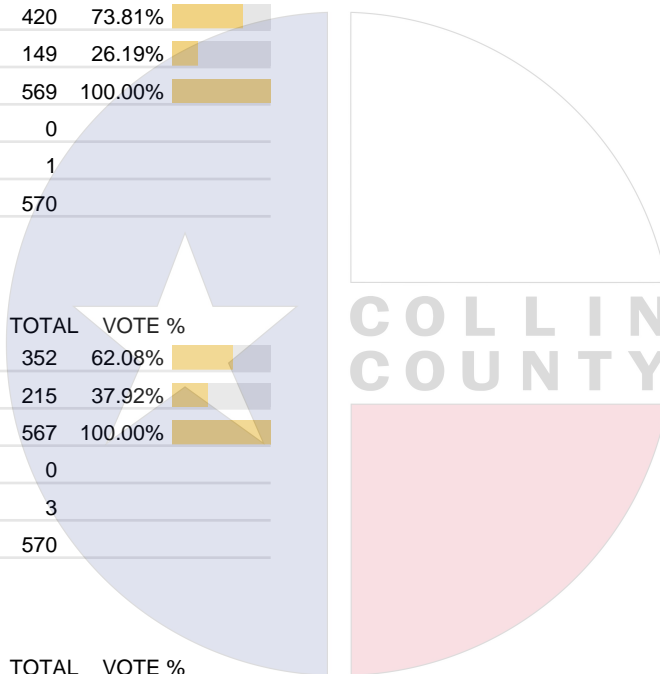
Vote For 1

	TOTAL	VOTE %	
For	432	76.33%	
Against	134	23.67%	
Total Votes Cast	566	100.00%	
Overvotes	0		
Undervotes	4		
Contest Totals	570		

### Proposition 5 – State of Texas

Vote For 1

	TOTAL	VOTE %	
For	371	66.61%	
Against	186	33.39%	
Total Votes Cast	557	100.00%	
Overvotes	0		
Undervotes	13		
Contest Totals	570		



Collin County Seal  
 Watermark Seal for Collin County.  
 Collin County Government

## PCT 218

### Proposition 6 – State of Texas

Vote For 1

	TOTAL	VOTE %	
For	348	61.81%	
Against	215	38.19%	
Total Votes Cast	563	100.00%	
Overvotes	0		
Undervotes	7		
Contest Totals	570		

### Proposition 7 – State of Texas

Vote For 1

	TOTAL	VOTE %	
For	484	85.36%	
Against	83	14.64%	
Total Votes Cast	567	100.00%	
Overvotes	0		
Undervotes	3		
Contest Totals	570		

### Proposition 8 – State of Texas

Vote For 1

	TOTAL	VOTE %	
For	440	77.33%	
Against	129	22.67%	
Total Votes Cast	569	100.00%	
Overvotes	0		
Undervotes	1		
Contest Totals	570		

### Proposition 9 – State of Texas

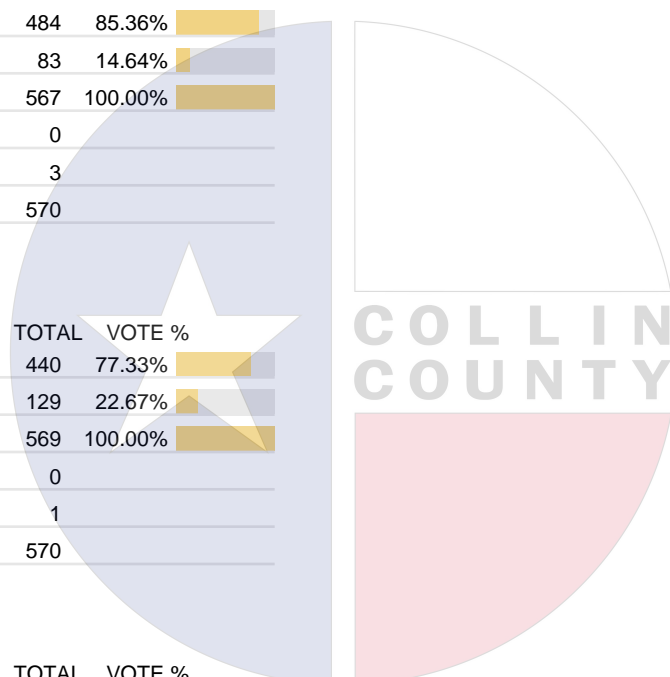
Vote For 1

	TOTAL	VOTE %	
For	392	69.50%	
Against	172	30.50%	
Total Votes Cast	564	100.00%	
Overvotes	0		
Undervotes	6		
Contest Totals	570		

### Proposition 10 – State of Texas

Vote For 1

	TOTAL	VOTE %	
For	505	88.75%	
Against	64	11.25%	
Total Votes Cast	569	100.00%	
Overvotes	0		
Undervotes	1		
Contest Totals	570		



Collin County Seal  
 Watermark Seal for Collin County.  
 Collin County Government

## PCT 218

### Proposition 11 – State of Texas

Vote For 1

	TOTAL	VOTE %	
For	457	80.60%	
Against	110	19.40%	
Total Votes Cast	567	100.00%	
Overvotes	0		
Undervotes	3		
Contest Totals	570		

### Proposition 12 – State of Texas

Vote For 1

	TOTAL	VOTE %	
For	326	57.80%	
Against	238	42.20%	
Total Votes Cast	564	100.00%	
Overvotes	0		
Undervotes	6		
Contest Totals	570		

### Proposition 13 – State of Texas

Vote For 1

	TOTAL	VOTE %	
For	483	85.19%	
Against	84	14.81%	
Total Votes Cast	567	100.00%	
Overvotes	0		
Undervotes	3		
Contest Totals	570		

### Proposition 14 – State of Texas

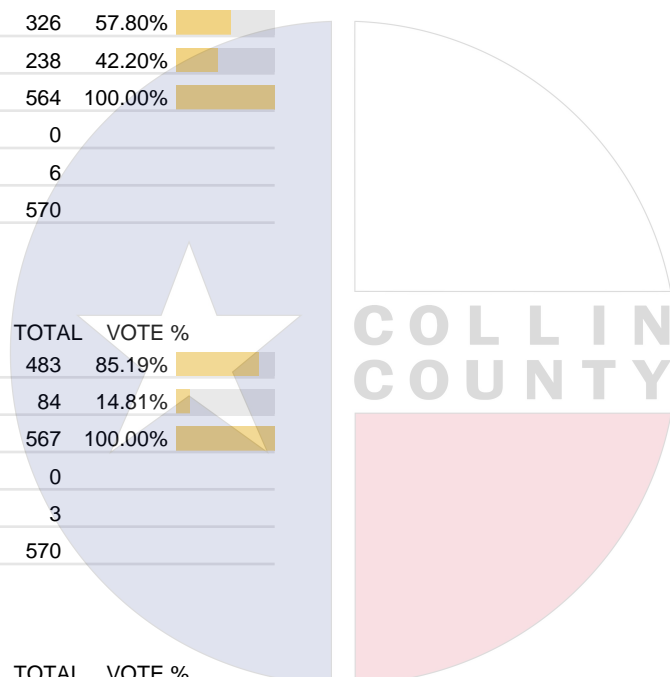
Vote For 1

	TOTAL	VOTE %	
For	390	69.40%	
Against	172	30.60%	
Total Votes Cast	562	100.00%	
Overvotes	0		
Undervotes	8		
Contest Totals	570		

### Proposition 15 – State of Texas

Vote For 1

	TOTAL	VOTE %	
For	387	68.25%	
Against	180	31.75%	
Total Votes Cast	567	100.00%	
Overvotes	0		
Undervotes	3		
Contest Totals	570		



Collin County Seal  
 Watermark Seal for Collin County.  
 Collin County Government

## PCT 218

### Proposition 16 – State of Texas

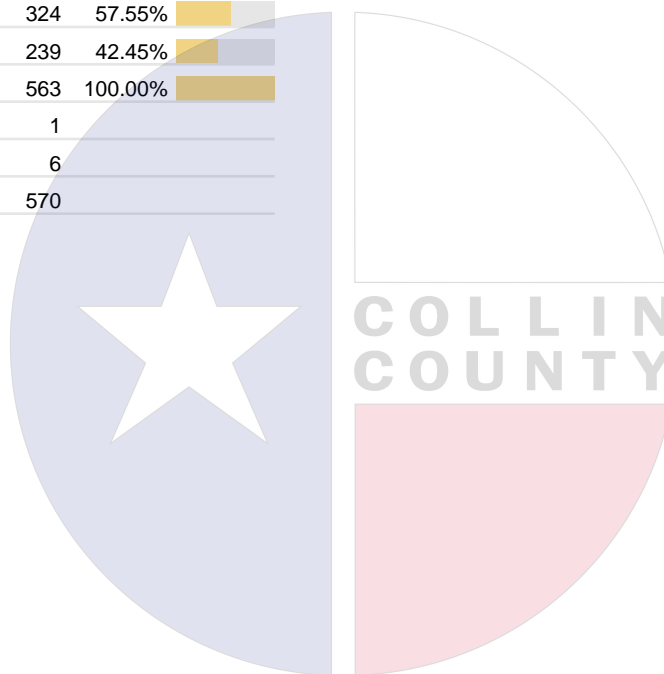
Vote For 1

	TOTAL	VOTE %	
For	406	71.48%	
Against	162	28.52%	
Total Votes Cast	568	100.00%	
Overvotes	0		
Undervotes	2		
Contest Totals	570		

### Proposition 17 – State of Texas

Vote For 1

	TOTAL	VOTE %	
For	324	57.55%	
Against	239	42.45%	
Total Votes Cast	563	100.00%	
Overvotes	1		
Undervotes	6		
Contest Totals	570		



Collin County Seal  
 Watermark Seal for Collin County.  
 Collin County Government

## PCT 219

### Proposition 1 – State of Texas

Vote For 1

	TOTAL	VOTE %	
For	481	72.33%	
Against	184	27.67%	
Total Votes Cast	665	100.00%	
Overvotes	2		
Undervotes	3		
Contest Totals	670		

### Proposition 2 – State of Texas

Vote For 1

	TOTAL	VOTE %	
For	427	64.31%	
Against	237	35.69%	
Total Votes Cast	664	100.00%	
Overvotes	0		
Undervotes	6		
Contest Totals	670		

### Proposition 3 – State of Texas

Vote For 1

	TOTAL	VOTE %	
For	365	54.97%	
Against	299	45.03%	
Total Votes Cast	664	100.00%	
Overvotes	0		
Undervotes	6		
Contest Totals	670		

### Proposition 4 – State of Texas

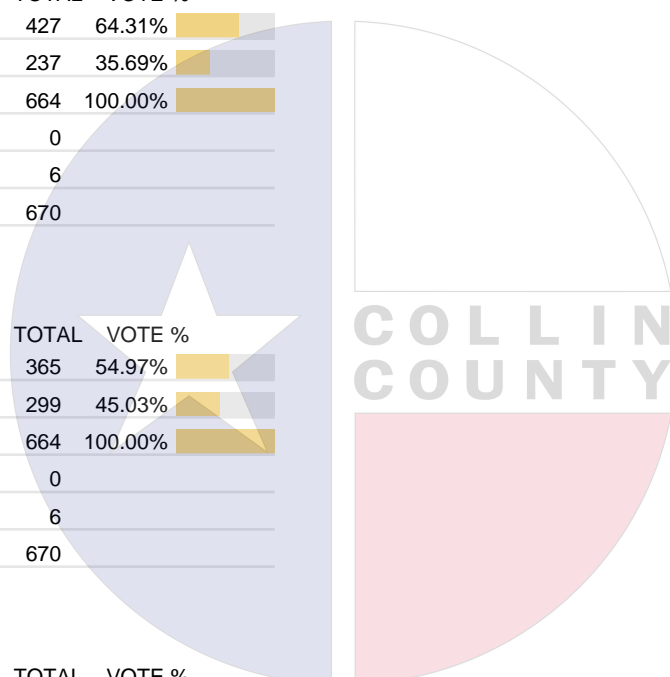
Vote For 1

	TOTAL	VOTE %	
For	503	75.87%	
Against	160	24.13%	
Total Votes Cast	663	100.00%	
Overvotes	0		
Undervotes	7		
Contest Totals	670		

### Proposition 5 – State of Texas

Vote For 1

	TOTAL	VOTE %	
For	441	67.53%	
Against	212	32.47%	
Total Votes Cast	653	100.00%	
Overvotes	0		
Undervotes	17		
Contest Totals	670		



Collin County Seal  
 Watermark Seal for Collin County.  
 Collin County Government

## PCT 219

### Proposition 6 – State of Texas

Vote For 1

	TOTAL	VOTE %	
For	368	55.76%	
Against	292	44.24%	
Total Votes Cast	660	100.00%	
Overvotes	0		
Undervotes	10		
Contest Totals	670		

### Proposition 7 – State of Texas

Vote For 1

	TOTAL	VOTE %	
For	560	84.46%	
Against	103	15.54%	
Total Votes Cast	663	100.00%	
Overvotes	0		
Undervotes	7		
Contest Totals	670		

### Proposition 8 – State of Texas

Vote For 1

	TOTAL	VOTE %	
For	464	69.77%	
Against	201	30.23%	
Total Votes Cast	665	100.00%	
Overvotes	0		
Undervotes	5		
Contest Totals	670		

### Proposition 9 – State of Texas

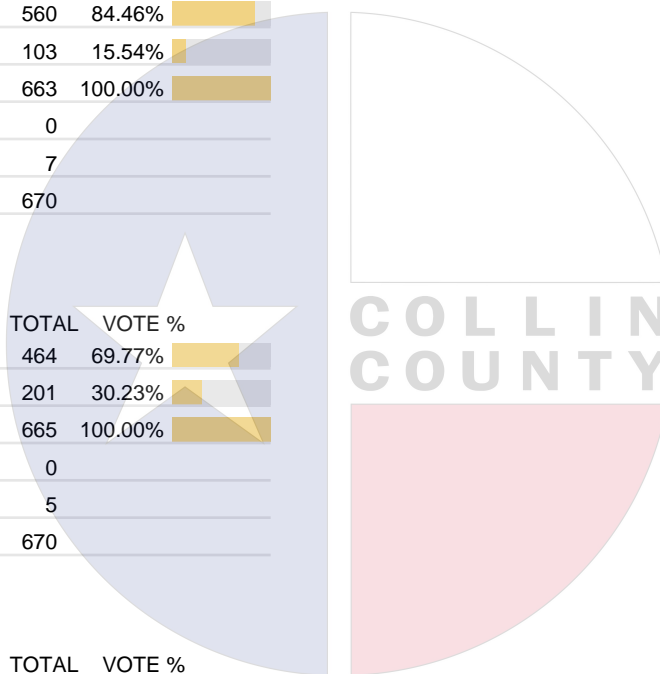
Vote For 1

	TOTAL	VOTE %	
For	447	68.04%	
Against	210	31.96%	
Total Votes Cast	657	100.00%	
Overvotes	0		
Undervotes	13		
Contest Totals	670		

### Proposition 10 – State of Texas

Vote For 1

	TOTAL	VOTE %	
For	587	88.27%	
Against	78	11.73%	
Total Votes Cast	665	100.00%	
Overvotes	0		
Undervotes	5		
Contest Totals	670		



Collin County Seal  
 Watermark Seal for Collin County.  
 Collin County Government

## PCT 219

### Proposition 11 – State of Texas

Vote For 1

	TOTAL	VOTE %	
For	534	80.06%	
Against	133	19.94%	
Total Votes Cast	667	100.00%	
Overvotes	0		
Undervotes	3		
Contest Totals	670		

### Proposition 12 – State of Texas

Vote For 1

	TOTAL	VOTE %	
For	344	51.81%	
Against	320	48.19%	
Total Votes Cast	664	100.00%	
Overvotes	0		
Undervotes	6		
Contest Totals	670		

### Proposition 13 – State of Texas

Vote For 1

	TOTAL	VOTE %	
For	544	81.44%	
Against	124	18.56%	
Total Votes Cast	668	100.00%	
Overvotes	0		
Undervotes	2		
Contest Totals	670		

### Proposition 14 – State of Texas

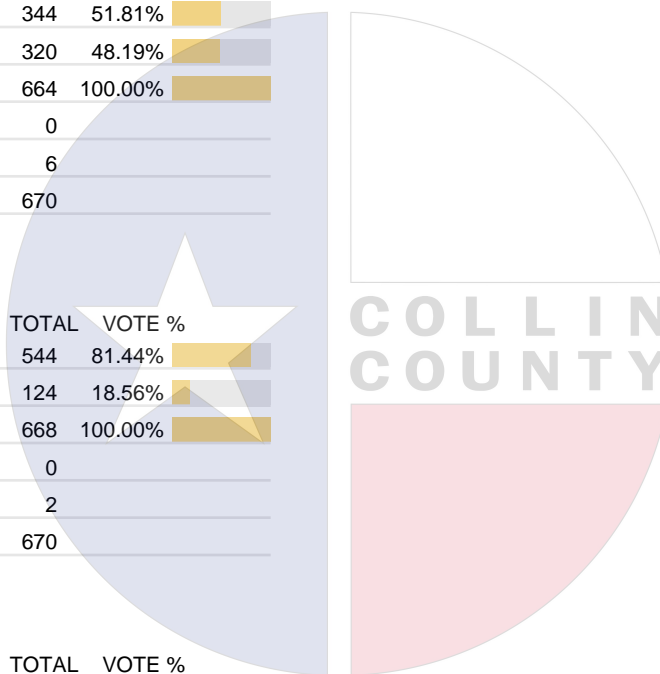
Vote For 1

	TOTAL	VOTE %	
For	437	65.91%	
Against	226	34.09%	
Total Votes Cast	663	100.00%	
Overvotes	0		
Undervotes	7		
Contest Totals	670		

### Proposition 15 – State of Texas

Vote For 1

	TOTAL	VOTE %	
For	419	62.82%	
Against	248	37.18%	
Total Votes Cast	667	100.00%	
Overvotes	0		
Undervotes	3		
Contest Totals	670		



Collin County Seal  
 Watermark Seal for Collin County.  
 Collin County Government

## PCT 219

### Proposition 16 – State of Texas

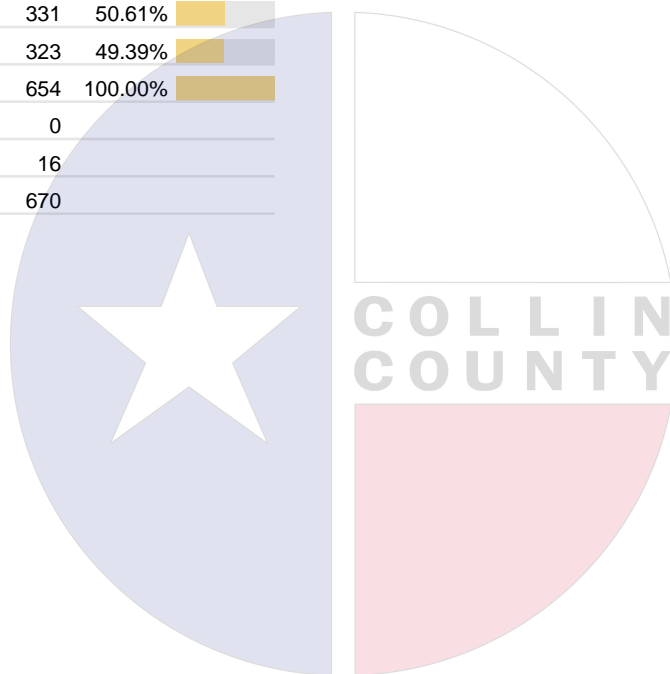
Vote For 1

	TOTAL	VOTE %	
For	433	65.31%	
Against	230	34.69%	
Total Votes Cast	663	100.00%	
Overvotes	2		
Undervotes	5		
Contest Totals	670		

### Proposition 17 – State of Texas

Vote For 1

	TOTAL	VOTE %	
For	331	50.61%	
Against	323	49.39%	
Total Votes Cast	654	100.00%	
Overvotes	0		
Undervotes	16		
Contest Totals	670		



Collin County Seal  
 Watermark Seal for Collin County.  
 Collin County Government

## PCT 220

### Proposition 1 – State of Texas

Vote For 1

	TOTAL	VOTE %	
For	373	70.11%	
Against	159	29.89%	
Total Votes Cast	532	100.00%	
Overvotes	0		
Undervotes	3		
Contest Totals	535		

### Proposition 2 – State of Texas

Vote For 1

	TOTAL	VOTE %	
For	339	63.60%	
Against	194	36.40%	
Total Votes Cast	533	100.00%	
Overvotes	0		
Undervotes	2		
Contest Totals	535		

### Proposition 3 – State of Texas

Vote For 1

	TOTAL	VOTE %	
For	274	51.80%	
Against	255	48.20%	
Total Votes Cast	529	100.00%	
Overvotes	0		
Undervotes	6		
Contest Totals	535		

### Proposition 4 – State of Texas

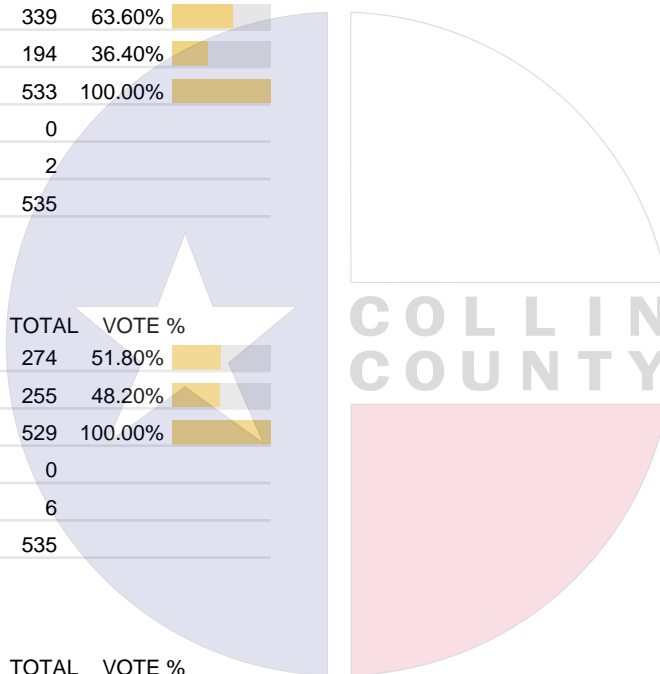
Vote For 1

	TOTAL	VOTE %	
For	402	75.71%	
Against	129	24.29%	
Total Votes Cast	531	100.00%	
Overvotes	0		
Undervotes	4		
Contest Totals	535		

### Proposition 5 – State of Texas

Vote For 1

	TOTAL	VOTE %	
For	328	62.48%	
Against	197	37.52%	
Total Votes Cast	525	100.00%	
Overvotes	0		
Undervotes	10		
Contest Totals	535		



Collin County Seal  
 Watermark Seal for Collin County.  
 Collin County Government

## PCT 220

### Proposition 6 – State of Texas

Vote For 1

	TOTAL	VOTE %	
For	271	51.42%	
Against	256	48.58%	
Total Votes Cast	527	100.00%	
Overvotes	1		
Undervotes	7		
Contest Totals	535		

### Proposition 7 – State of Texas

Vote For 1

	TOTAL	VOTE %	
For	467	87.78%	
Against	65	12.22%	
Total Votes Cast	532	100.00%	
Overvotes	0		
Undervotes	3		
Contest Totals	535		

### Proposition 8 – State of Texas

Vote For 1

	TOTAL	VOTE %	
For	366	68.67%	
Against	167	31.33%	
Total Votes Cast	533	100.00%	
Overvotes	0		
Undervotes	2		
Contest Totals	535		

### Proposition 9 – State of Texas

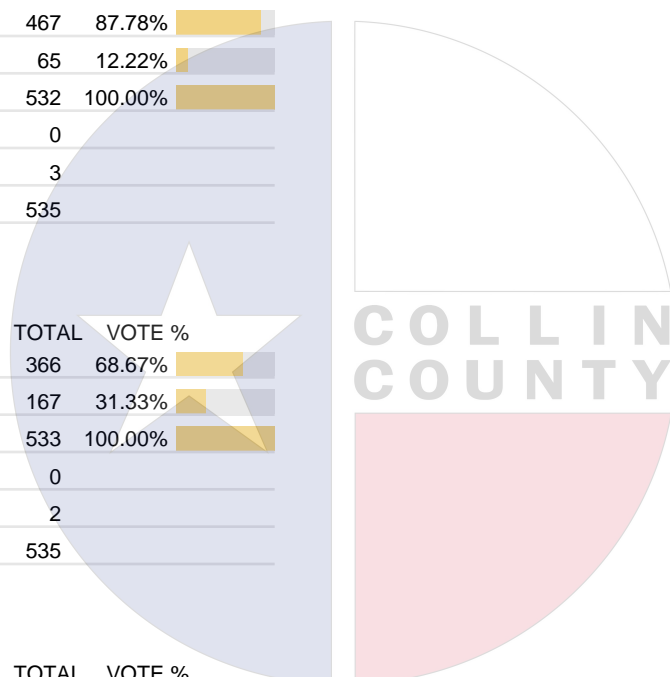
Vote For 1

	TOTAL	VOTE %	
For	353	66.60%	
Against	177	33.40%	
Total Votes Cast	530	100.00%	
Overvotes	1		
Undervotes	4		
Contest Totals	535		

### Proposition 10 – State of Texas

Vote For 1

	TOTAL	VOTE %	
For	491	92.82%	
Against	38	7.18%	
Total Votes Cast	529	100.00%	
Overvotes	0		
Undervotes	6		
Contest Totals	535		



Collin County Seal  
 Watermark Seal for Collin County.  
 Collin County Government

## PCT 220

### Proposition 11 – State of Texas

Vote For 1

	TOTAL	VOTE %	
For	432	81.05%	
Against	101	18.95%	
Total Votes Cast	533	100.00%	
Overvotes	0		
Undervotes	2		
Contest Totals	535		

### Proposition 12 – State of Texas

Vote For 1

	TOTAL	VOTE %	
For	288	54.44%	
Against	241	45.56%	
Total Votes Cast	529	100.00%	
Overvotes	0		
Undervotes	6		
Contest Totals	535		

### Proposition 13 – State of Texas

Vote For 1

	TOTAL	VOTE %	
For	438	82.02%	
Against	96	17.98%	
Total Votes Cast	534	100.00%	
Overvotes	0		
Undervotes	1		
Contest Totals	535		

### Proposition 14 – State of Texas

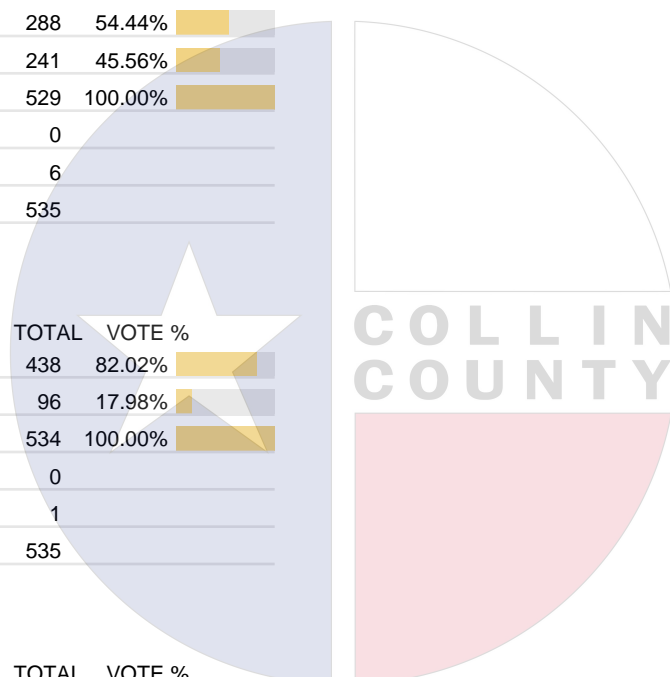
Vote For 1

	TOTAL	VOTE %	
For	400	75.61%	
Against	129	24.39%	
Total Votes Cast	529	100.00%	
Overvotes	1		
Undervotes	5		
Contest Totals	535		

### Proposition 15 – State of Texas

Vote For 1

	TOTAL	VOTE %	
For	346	65.28%	
Against	184	34.72%	
Total Votes Cast	530	100.00%	
Overvotes	0		
Undervotes	5		
Contest Totals	535		



Collin County Seal  
 Watermark Seal for Collin County.  
 Collin County Government

## PCT 220

### Proposition 16 – State of Texas

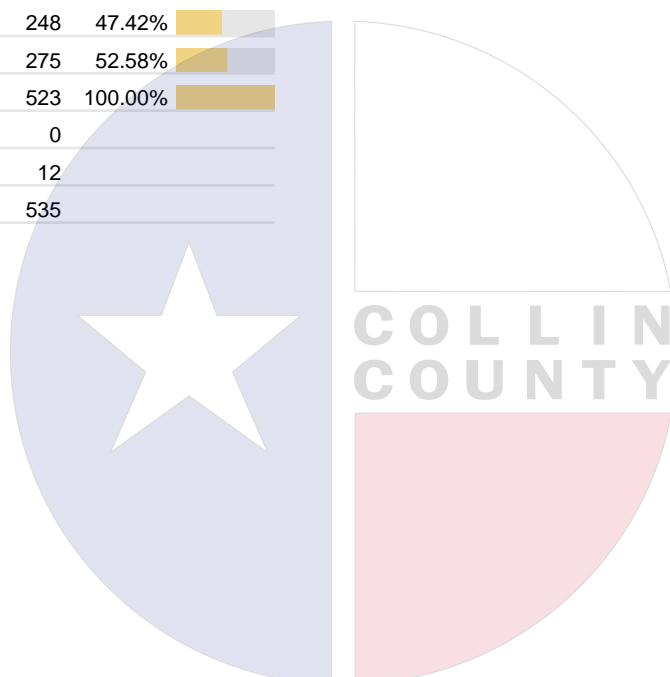
Vote For 1

	TOTAL	VOTE %	
For	354	66.54%	
Against	178	33.46%	
Total Votes Cast	532	100.00%	
Overvotes	1		
Undervotes	2		
Contest Totals	535		

### Proposition 17 – State of Texas

Vote For 1

	TOTAL	VOTE %	
For	248	47.42%	
Against	275	52.58%	
Total Votes Cast	523	100.00%	
Overvotes	0		
Undervotes	12		
Contest Totals	535		



Collin County Seal  
 Watermark Seal for Collin County.  
 Collin County Government

## PCT 221

### Proposition 1 – State of Texas

Vote For 1

	TOTAL	VOTE %	
For	575	67.89%	
Against	272	32.11%	
Total Votes Cast	847	100.00%	
Overvotes	3		
Undervotes	8		
Contest Totals	858		

### Proposition 2 – State of Texas

Vote For 1

	TOTAL	VOTE %	
For	620	72.77%	
Against	232	27.23%	
Total Votes Cast	852	100.00%	
Overvotes	1		
Undervotes	5		
Contest Totals	858		

### Proposition 3 – State of Texas

Vote For 1

	TOTAL	VOTE %	
For	554	65.02%	
Against	298	34.98%	
Total Votes Cast	852	100.00%	
Overvotes	0		
Undervotes	6		
Contest Totals	858		

### Proposition 4 – State of Texas

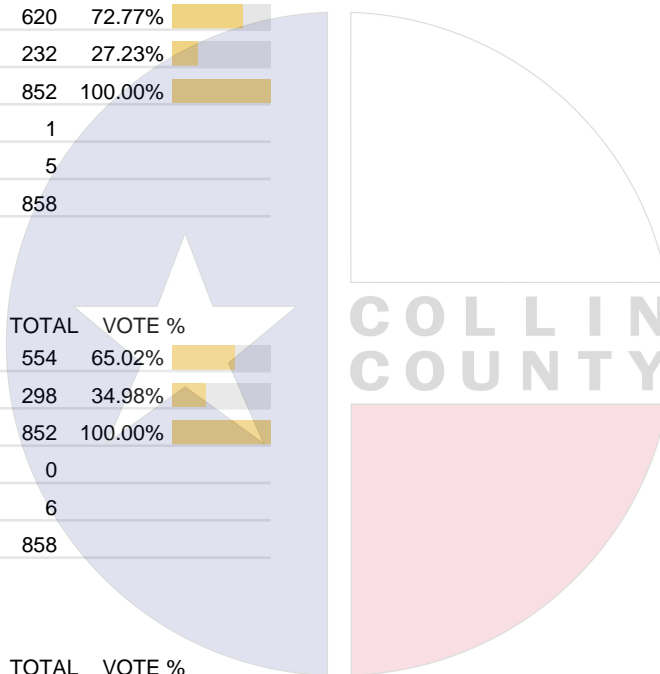
Vote For 1

	TOTAL	VOTE %	
For	592	69.65%	
Against	258	30.35%	
Total Votes Cast	850	100.00%	
Overvotes	0		
Undervotes	8		
Contest Totals	858		

### Proposition 5 – State of Texas

Vote For 1

	TOTAL	VOTE %	
For	603	72.30%	
Against	231	27.70%	
Total Votes Cast	834	100.00%	
Overvotes	1		
Undervotes	23		
Contest Totals	858		



Collin County Seal  
 Watermark Seal for Collin County.  
 Collin County Government

## PCT 221

### Proposition 6 – State of Texas

Vote For 1

	TOTAL	VOTE %	
For	540	64.59%	
Against	296	35.41%	
Total Votes Cast	836	100.00%	
Overvotes	0		
Undervotes	22		
Contest Totals	858		

### Proposition 7 – State of Texas

Vote For 1

	TOTAL	VOTE %	
For	775	90.86%	
Against	78	9.14%	
Total Votes Cast	853	100.00%	
Overvotes	0		
Undervotes	5		
Contest Totals	858		

### Proposition 8 – State of Texas

Vote For 1

	TOTAL	VOTE %	
For	652	76.26%	
Against	203	23.74%	
Total Votes Cast	855	100.00%	
Overvotes	0		
Undervotes	3		
Contest Totals	858		

### Proposition 9 – State of Texas

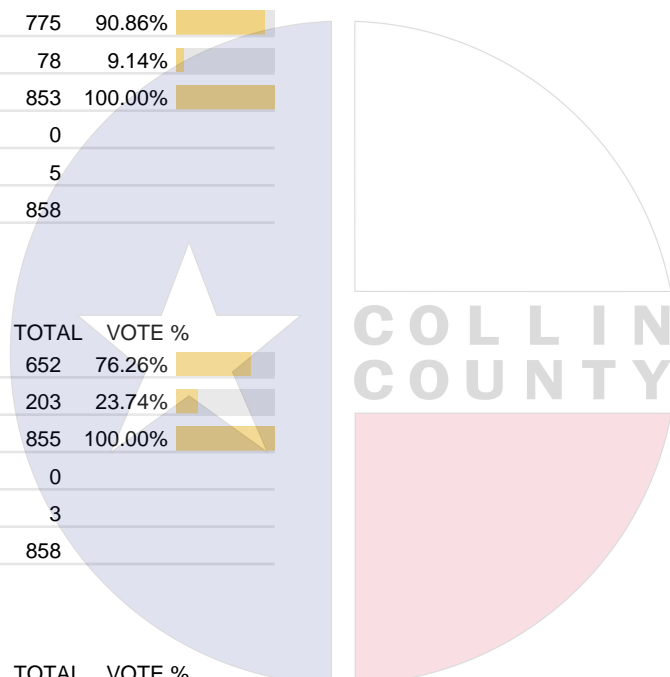
Vote For 1

	TOTAL	VOTE %	
For	632	74.97%	
Against	211	25.03%	
Total Votes Cast	843	100.00%	
Overvotes	0		
Undervotes	15		
Contest Totals	858		

### Proposition 10 – State of Texas

Vote For 1

	TOTAL	VOTE %	
For	771	90.28%	
Against	83	9.72%	
Total Votes Cast	854	100.00%	
Overvotes	0		
Undervotes	4		
Contest Totals	858		



Collin County Seal  
 Watermark Seal for Collin County.  
 Collin County Government

## PCT 221

### Proposition 11 – State of Texas

Vote For 1

	TOTAL	VOTE %	
For	724	84.68%	
Against	131	15.32%	
Total Votes Cast	855	100.00%	
Overvotes	0		
Undervotes	3		
Contest Totals	858		

### Proposition 12 – State of Texas

Vote For 1

	TOTAL	VOTE %	
For	547	64.50%	
Against	301	35.50%	
Total Votes Cast	848	100.00%	
Overvotes	0		
Undervotes	10		
Contest Totals	858		

### Proposition 13 – State of Texas

Vote For 1

	TOTAL	VOTE %	
For	761	89.11%	
Against	93	10.89%	
Total Votes Cast	854	100.00%	
Overvotes	0		
Undervotes	4		
Contest Totals	858		

### Proposition 14 – State of Texas

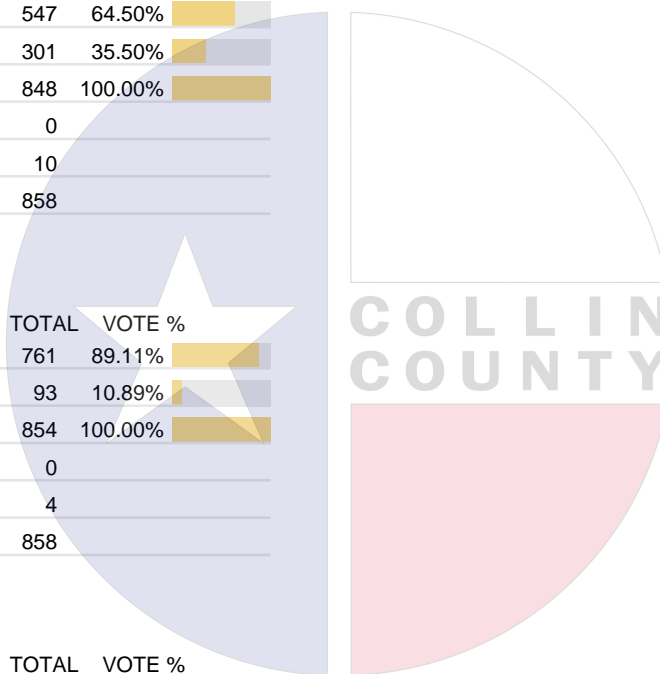
Vote For 1

	TOTAL	VOTE %	
For	523	61.60%	
Against	326	38.40%	
Total Votes Cast	849	100.00%	
Overvotes	0		
Undervotes	9		
Contest Totals	858		

### Proposition 15 – State of Texas

Vote For 1

	TOTAL	VOTE %	
For	603	71.02%	
Against	246	28.98%	
Total Votes Cast	849	100.00%	
Overvotes	1		
Undervotes	8		
Contest Totals	858		



Collin County Seal  
 Watermark Seal for Collin County.  
 Collin County Government

## PCT 221

### Proposition 16 – State of Texas

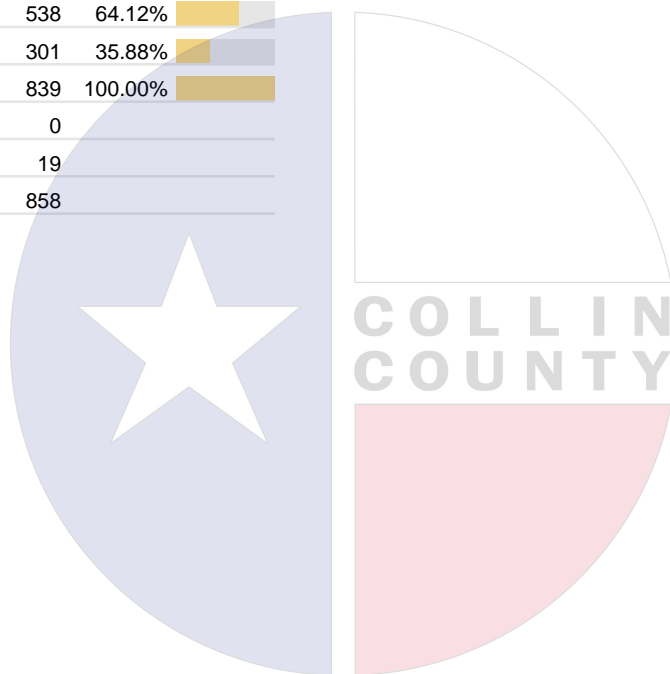
Vote For 1

	TOTAL	VOTE %	
For	645	75.62%	
Against	208	24.38%	
Total Votes Cast	853	100.00%	
Overvotes	2		
Undervotes	3		
Contest Totals	858		

### Proposition 17 – State of Texas

Vote For 1

	TOTAL	VOTE %	
For	538	64.12%	
Against	301	35.88%	
Total Votes Cast	839	100.00%	
Overvotes	0		
Undervotes	19		
Contest Totals	858		



Collin County Seal  
 Watermark Seal for Collin County.  
 Collin County Government

## PCT 222

### Proposition 1 – State of Texas

Vote For 1

	TOTAL	VOTE %	
For	426	74.22%	
Against	148	25.78%	
Total Votes Cast	574	100.00%	
Overvotes	0		
Undervotes	4		
Contest Totals	578		

### Proposition 2 – State of Texas

Vote For 1

	TOTAL	VOTE %	
For	419	72.62%	
Against	158	27.38%	
Total Votes Cast	577	100.00%	
Overvotes	0		
Undervotes	1		
Contest Totals	578		

### Proposition 3 – State of Texas

Vote For 1

	TOTAL	VOTE %	
For	337	58.71%	
Against	237	41.29%	
Total Votes Cast	574	100.00%	
Overvotes	0		
Undervotes	4		
Contest Totals	578		

### Proposition 4 – State of Texas

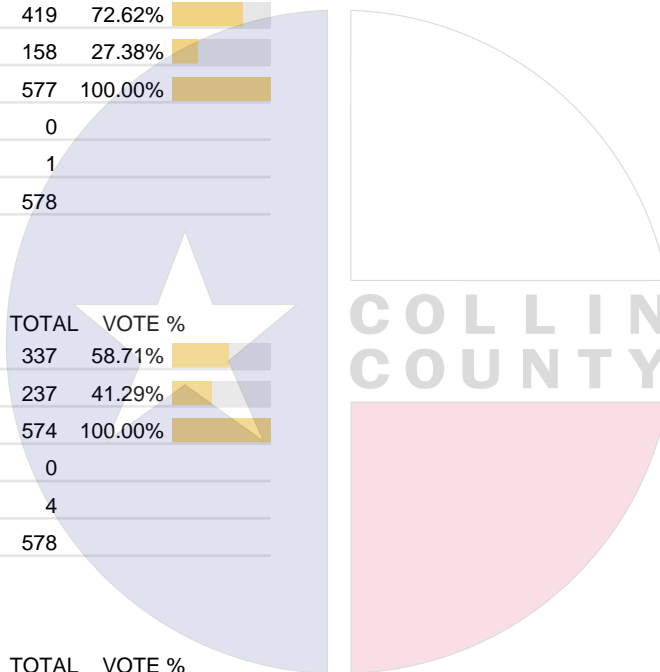
Vote For 1

	TOTAL	VOTE %	
For	427	74.52%	
Against	146	25.48%	
Total Votes Cast	573	100.00%	
Overvotes	0		
Undervotes	5		
Contest Totals	578		

### Proposition 5 – State of Texas

Vote For 1

	TOTAL	VOTE %	
For	395	70.41%	
Against	166	29.59%	
Total Votes Cast	561	100.00%	
Overvotes	0		
Undervotes	17		
Contest Totals	578		



Collin County Seal  
 Watermark Seal for Collin County.  
 Collin County Government

## PCT 222

### Proposition 6 – State of Texas

Vote For 1

	TOTAL	VOTE %	
For	333	58.94%	
Against	232	41.06%	
Total Votes Cast	565	100.00%	
Overvotes	0		
Undervotes	13		
Contest Totals	578		

### Proposition 7 – State of Texas

Vote For 1

	TOTAL	VOTE %	
For	511	88.87%	
Against	64	11.13%	
Total Votes Cast	575	100.00%	
Overvotes	0		
Undervotes	3		
Contest Totals	578		

### Proposition 8 – State of Texas

Vote For 1

	TOTAL	VOTE %	
For	448	77.91%	
Against	127	22.09%	
Total Votes Cast	575	100.00%	
Overvotes	1		
Undervotes	2		
Contest Totals	578		

### Proposition 9 – State of Texas

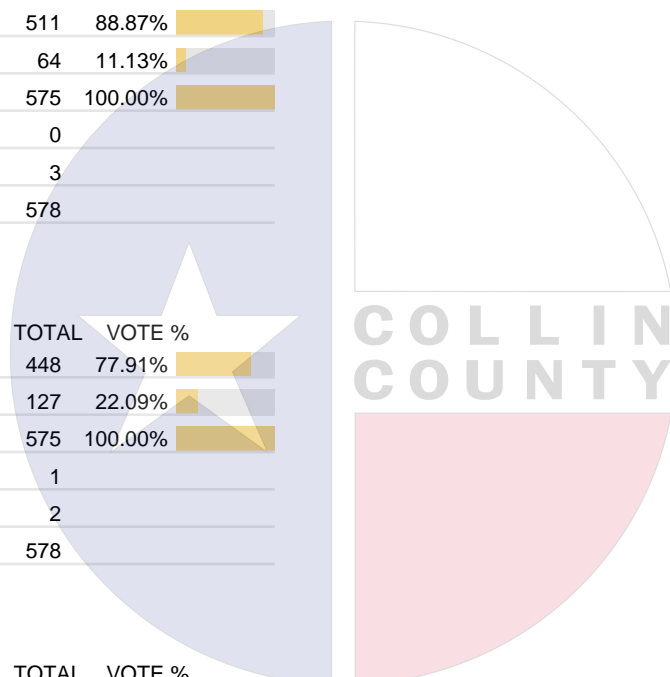
Vote For 1

	TOTAL	VOTE %	
For	415	72.81%	
Against	155	27.19%	
Total Votes Cast	570	100.00%	
Overvotes	0		
Undervotes	8		
Contest Totals	578		

### Proposition 10 – State of Texas

Vote For 1

	TOTAL	VOTE %	
For	526	91.32%	
Against	50	8.68%	
Total Votes Cast	576	100.00%	
Overvotes	0		
Undervotes	2		
Contest Totals	578		



Collin County Seal  
 Watermark Seal for Collin County.  
 Collin County Government

## PCT 222

### Proposition 11 – State of Texas

Vote For 1

	TOTAL	VOTE %	
For	485	84.35%	
Against	90	15.65%	
Total Votes Cast	575	100.00%	
Overvotes	0		
Undervotes	3		
Contest Totals	578		

### Proposition 12 – State of Texas

Vote For 1

	TOTAL	VOTE %	
For	323	56.67%	
Against	247	43.33%	
Total Votes Cast	570	100.00%	
Overvotes	0		
Undervotes	8		
Contest Totals	578		

### Proposition 13 – State of Texas

Vote For 1

	TOTAL	VOTE %	
For	503	87.48%	
Against	72	12.52%	
Total Votes Cast	575	100.00%	
Overvotes	1		
Undervotes	2		
Contest Totals	578		

### Proposition 14 – State of Texas

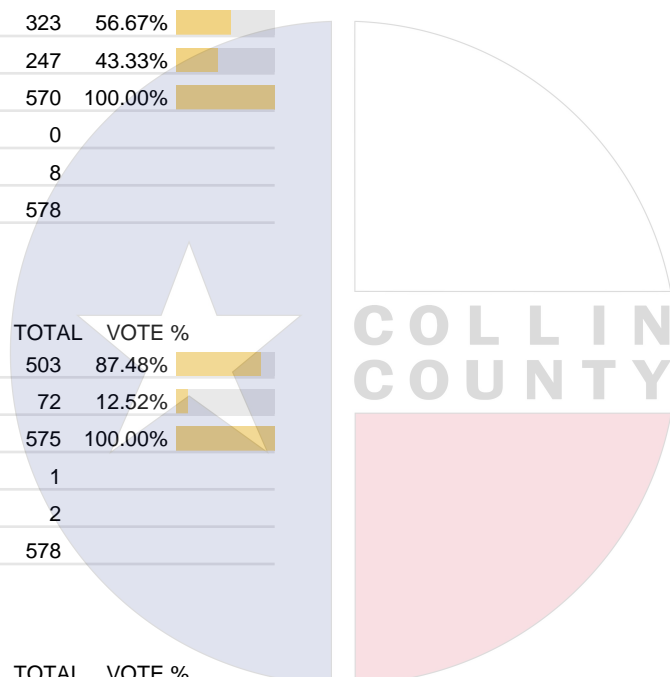
Vote For 1

	TOTAL	VOTE %	
For	416	72.85%	
Against	155	27.15%	
Total Votes Cast	571	100.00%	
Overvotes	0		
Undervotes	7		
Contest Totals	578		

### Proposition 15 – State of Texas

Vote For 1

	TOTAL	VOTE %	
For	397	68.92%	
Against	179	31.08%	
Total Votes Cast	576	100.00%	
Overvotes	0		
Undervotes	2		
Contest Totals	578		



Collin County Seal  
 Watermark Seal for Collin County.  
 Collin County Government

## PCT 222

### Proposition 16 – State of Texas

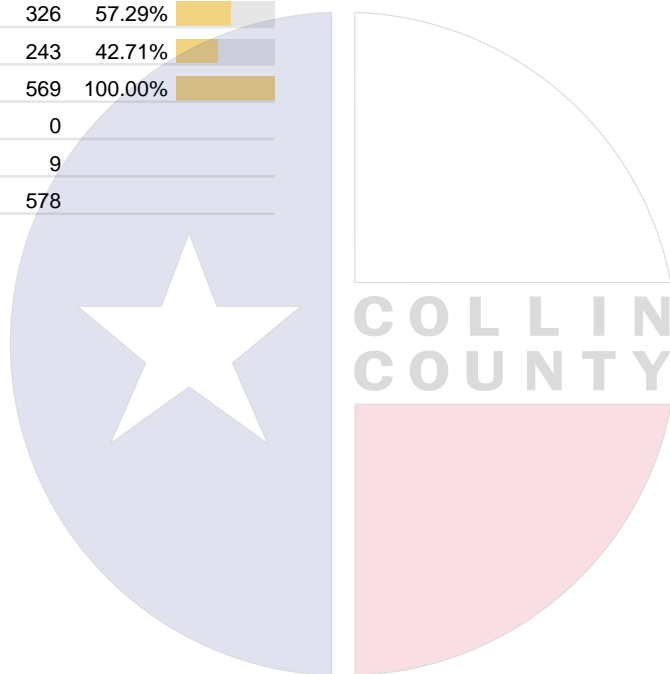
Vote For 1

	TOTAL	VOTE %	
For	401	69.62%	
Against	175	30.38%	
Total Votes Cast	576	100.00%	
Overvotes	0		
Undervotes	2		
Contest Totals	578		

### Proposition 17 – State of Texas

Vote For 1

	TOTAL	VOTE %	
For	326	57.29%	
Against	243	42.71%	
Total Votes Cast	569	100.00%	
Overvotes	0		
Undervotes	9		
Contest Totals	578		



Collin County Seal  
 Watermark Seal for Collin County.  
 Collin County Government

## PCT 223

### Proposition 1 – State of Texas

Vote For 1

	TOTAL	VOTE %	
For	240	68.18%	
Against	112	31.82%	
Total Votes Cast	352	100.00%	
Overvotes	0		
Undervotes	2		
Contest Totals	354		

### Proposition 2 – State of Texas

Vote For 1

	TOTAL	VOTE %	
For	239	68.29%	
Against	111	31.71%	
Total Votes Cast	350	100.00%	
Overvotes	0		
Undervotes	4		
Contest Totals	354		

### Proposition 3 – State of Texas

Vote For 1

	TOTAL	VOTE %	
For	214	60.97%	
Against	137	39.03%	
Total Votes Cast	351	100.00%	
Overvotes	0		
Undervotes	3		
Contest Totals	354		

### Proposition 4 – State of Texas

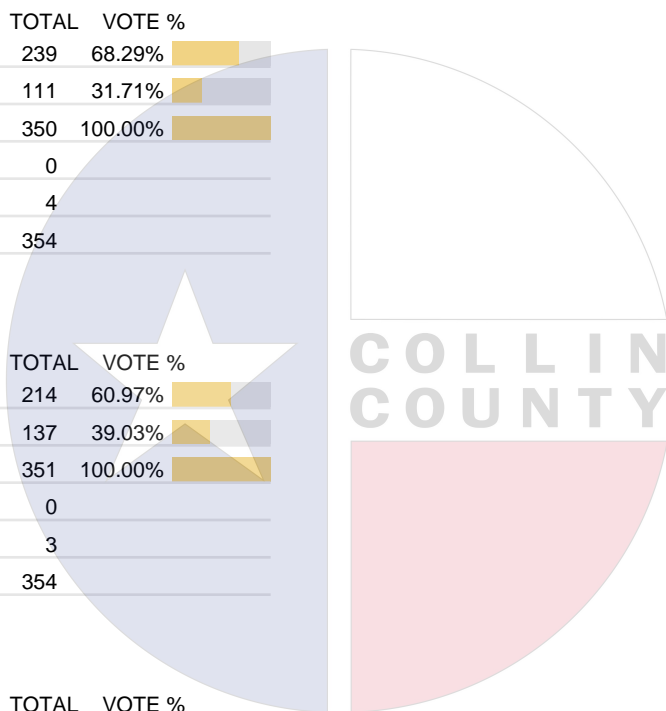
Vote For 1

	TOTAL	VOTE %	
For	267	76.29%	
Against	83	23.71%	
Total Votes Cast	350	100.00%	
Overvotes	1		
Undervotes	3		
Contest Totals	354		

### Proposition 5 – State of Texas

Vote For 1

	TOTAL	VOTE %	
For	236	67.82%	
Against	112	32.18%	
Total Votes Cast	348	100.00%	
Overvotes	1		
Undervotes	5		
Contest Totals	354		



Collin County Seal  
 Watermark Seal for Collin County.  
 Collin County Government

## PCT 223

### Proposition 6 – State of Texas

Vote For 1

	TOTAL	VOTE %	
For	196	56.48%	
Against	151	43.52%	
Total Votes Cast	347	100.00%	
Overvotes	0		
Undervotes	7		
Contest Totals	354		

### Proposition 7 – State of Texas

Vote For 1

	TOTAL	VOTE %	
For	320	91.17%	
Against	31	8.83%	
Total Votes Cast	351	100.00%	
Overvotes	0		
Undervotes	3		
Contest Totals	354		

### Proposition 8 – State of Texas

Vote For 1

	TOTAL	VOTE %	
For	244	69.52%	
Against	107	30.48%	
Total Votes Cast	351	100.00%	
Overvotes	0		
Undervotes	3		
Contest Totals	354		

### Proposition 9 – State of Texas

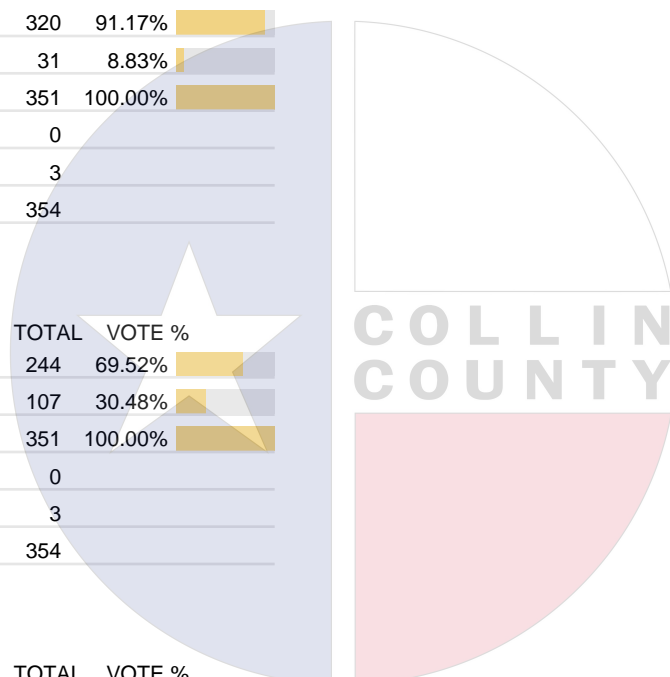
Vote For 1

	TOTAL	VOTE %	
For	251	71.92%	
Against	98	28.08%	
Total Votes Cast	349	100.00%	
Overvotes	0		
Undervotes	5		
Contest Totals	354		

### Proposition 10 – State of Texas

Vote For 1

	TOTAL	VOTE %	
For	318	90.60%	
Against	33	9.40%	
Total Votes Cast	351	100.00%	
Overvotes	0		
Undervotes	3		
Contest Totals	354		



Collin County Seal  
 Watermark Seal for Collin County.  
 Collin County Government

## PCT 223

### Proposition 11 – State of Texas

Vote For 1

	TOTAL	VOTE %	
For	277	78.69%	
Against	75	21.31%	
Total Votes Cast	352	100.00%	
Overvotes	0		
Undervotes	2		
Contest Totals	354		

### Proposition 12 – State of Texas

Vote For 1

	TOTAL	VOTE %	
For	202	58.05%	
Against	146	41.95%	
Total Votes Cast	348	100.00%	
Overvotes	0		
Undervotes	6		
Contest Totals	354		

### Proposition 13 – State of Texas

Vote For 1

	TOTAL	VOTE %	
For	305	86.16%	
Against	49	13.84%	
Total Votes Cast	354	100.00%	
Overvotes	0		
Undervotes	0		
Contest Totals	354		

### Proposition 14 – State of Texas

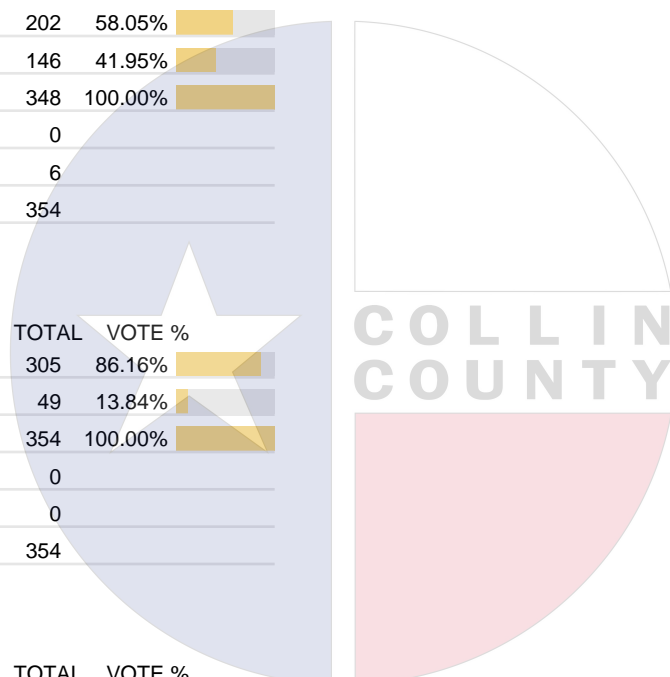
Vote For 1

	TOTAL	VOTE %	
For	231	65.81%	
Against	120	34.19%	
Total Votes Cast	351	100.00%	
Overvotes	0		
Undervotes	3		
Contest Totals	354		

### Proposition 15 – State of Texas

Vote For 1

	TOTAL	VOTE %	
For	220	63.22%	
Against	128	36.78%	
Total Votes Cast	348	100.00%	
Overvotes	0		
Undervotes	6		
Contest Totals	354		



Collin County Seal  
 Watermark Seal for Collin County.  
 Collin County Government

## PCT 223

### Proposition 16 – State of Texas

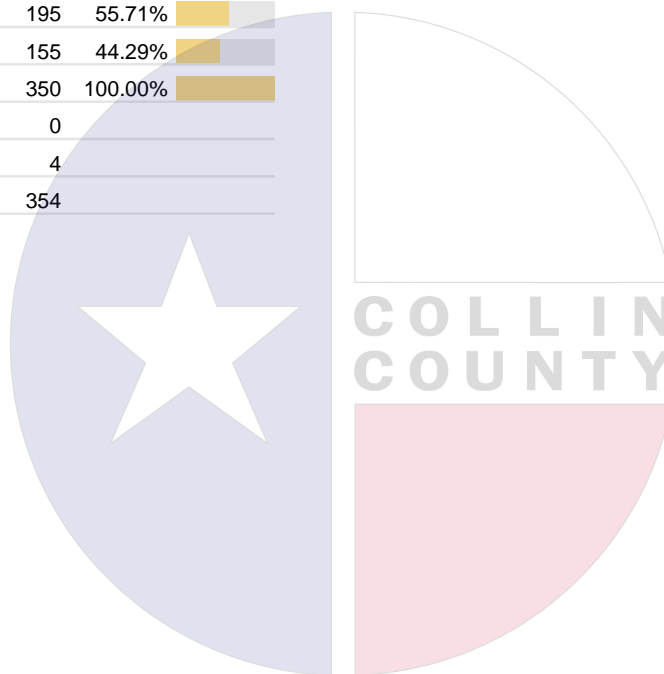
Vote For 1

	TOTAL	VOTE %	
For	231	65.81%	
Against	120	34.19%	
Total Votes Cast	351	100.00%	
Overvotes	0		
Undervotes	3		
Contest Totals	354		

### Proposition 17 – State of Texas

Vote For 1

	TOTAL	VOTE %	
For	195	55.71%	
Against	155	44.29%	
Total Votes Cast	350	100.00%	
Overvotes	0		
Undervotes	4		
Contest Totals	354		



Collin County Seal  
 Watermark Seal for Collin County.  
 Collin County Government

## PCT 224

### Proposition 1 – State of Texas

Vote For 1

	TOTAL	VOTE %	
For	410	66.88%	
Against	203	33.12%	
Total Votes Cast	613	100.00%	
Overvotes	1		
Undervotes	7		
Contest Totals	621		

### Proposition 2 – State of Texas

Vote For 1

	TOTAL	VOTE %	
For	514	83.17%	
Against	104	16.83%	
Total Votes Cast	618	100.00%	
Overvotes	1		
Undervotes	2		
Contest Totals	621		

### Proposition 3 – State of Texas

Vote For 1

	TOTAL	VOTE %	
For	445	72.36%	
Against	170	27.64%	
Total Votes Cast	615	100.00%	
Overvotes	0		
Undervotes	6		
Contest Totals	621		

### Proposition 4 – State of Texas

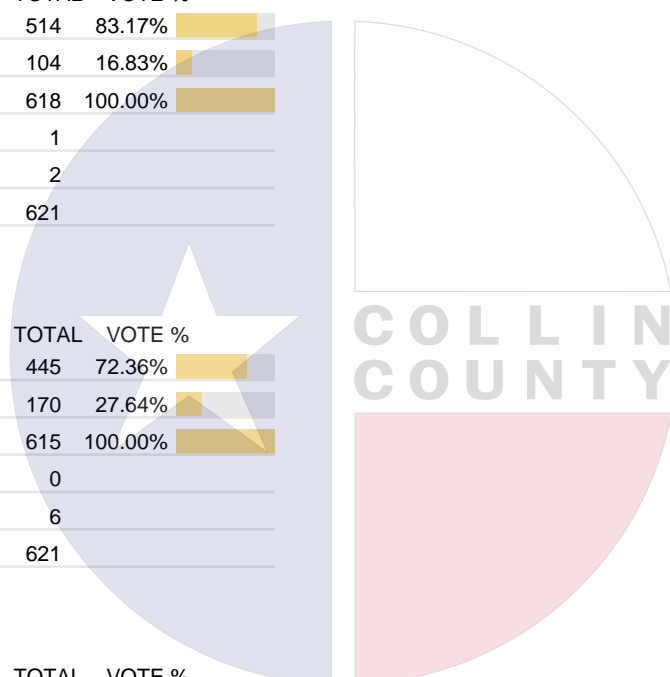
Vote For 1

	TOTAL	VOTE %	
For	454	74.18%	
Against	158	25.82%	
Total Votes Cast	612	100.00%	
Overvotes	0		
Undervotes	9		
Contest Totals	621		

### Proposition 5 – State of Texas

Vote For 1

	TOTAL	VOTE %	
For	470	77.30%	
Against	138	22.70%	
Total Votes Cast	608	100.00%	
Overvotes	0		
Undervotes	13		
Contest Totals	621		



## PCT 224

### Proposition 6 – State of Texas

Vote For 1

	TOTAL	VOTE %	
For	452	74.34%	
Against	156	25.66%	
Total Votes Cast	608	100.00%	
Overvotes	1		
Undervotes	12		
Contest Totals	621		

### Proposition 7 – State of Texas

Vote For 1

	TOTAL	VOTE %	
For	562	92.28%	
Against	47	7.72%	
Total Votes Cast	609	100.00%	
Overvotes	1		
Undervotes	11		
Contest Totals	621		

### Proposition 8 – State of Texas

Vote For 1

	TOTAL	VOTE %	
For	538	87.06%	
Against	80	12.94%	
Total Votes Cast	618	100.00%	
Overvotes	0		
Undervotes	3		
Contest Totals	621		

### Proposition 9 – State of Texas

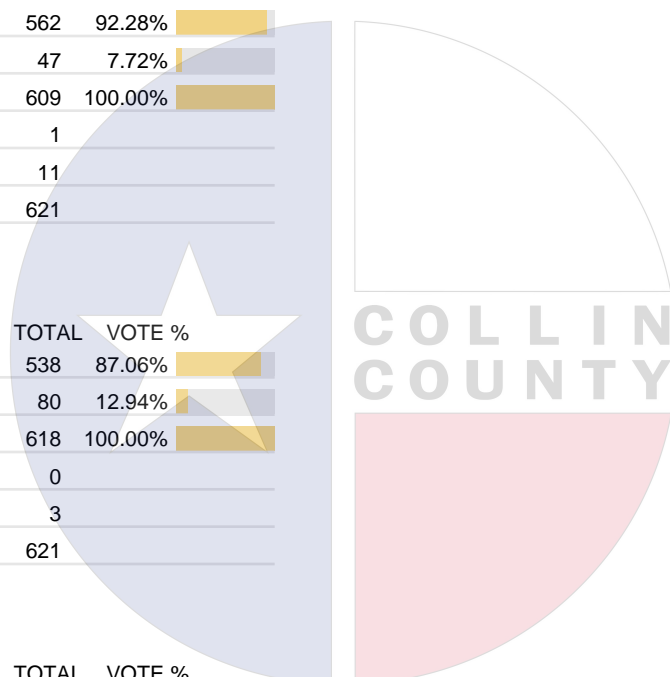
Vote For 1

	TOTAL	VOTE %	
For	474	78.09%	
Against	133	21.91%	
Total Votes Cast	607	100.00%	
Overvotes	0		
Undervotes	14		
Contest Totals	621		

### Proposition 10 – State of Texas

Vote For 1

	TOTAL	VOTE %	
For	577	93.67%	
Against	39	6.33%	
Total Votes Cast	616	100.00%	
Overvotes	0		
Undervotes	5		
Contest Totals	621		



Collin County Seal  
 Watermark Seal for Collin County.  
 Collin County Government

## PCT 224

### Proposition 11 – State of Texas

Vote For 1

	TOTAL	VOTE %	
For	533	87.38%	
Against	77	12.62%	
Total Votes Cast	610	100.00%	
Overvotes	0		
Undervotes	11		
Contest Totals	621		

### Proposition 12 – State of Texas

Vote For 1

	TOTAL	VOTE %	
For	440	72.49%	
Against	167	27.51%	
Total Votes Cast	607	100.00%	
Overvotes	0		
Undervotes	14		
Contest Totals	621		

### Proposition 13 – State of Texas

Vote For 1

	TOTAL	VOTE %	
For	570	92.08%	
Against	49	7.92%	
Total Votes Cast	619	100.00%	
Overvotes	1		
Undervotes	1		
Contest Totals	621		

### Proposition 14 – State of Texas

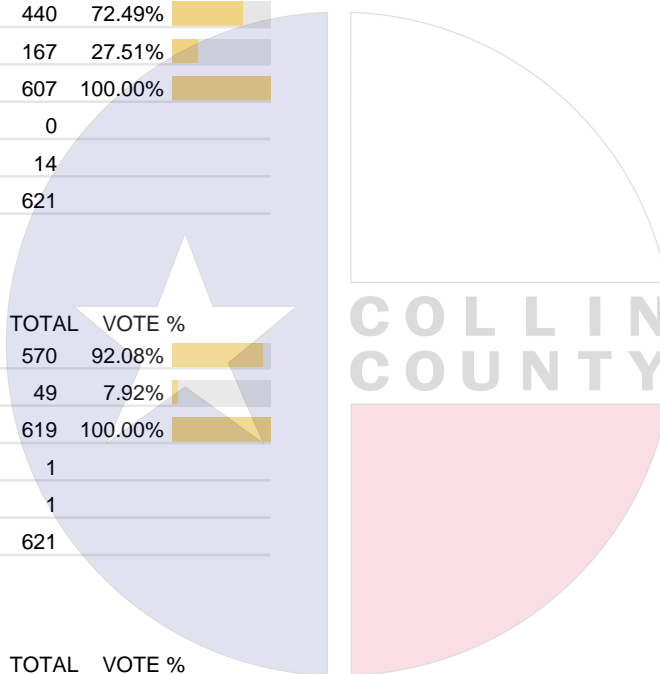
Vote For 1

	TOTAL	VOTE %	
For	398	64.82%	
Against	216	35.18%	
Total Votes Cast	614	100.00%	
Overvotes	0		
Undervotes	7		
Contest Totals	621		

### Proposition 15 – State of Texas

Vote For 1

	TOTAL	VOTE %	
For	497	80.42%	
Against	121	19.58%	
Total Votes Cast	618	100.00%	
Overvotes	0		
Undervotes	3		
Contest Totals	621		



Collin County Seal  
 Watermark Seal for Collin County.  
 Collin County Government

## PCT 224

### Proposition 16 – State of Texas

Vote For 1

	TOTAL	VOTE %	
For	523	85.18%	
Against	91	14.82%	
Total Votes Cast	614	100.00%	
Overvotes	0		
Undervotes	7		
Contest Totals	621		

### Proposition 17 – State of Texas

Vote For 1

	TOTAL	VOTE %	
For	432	71.29%	
Against	174	28.71%	
Total Votes Cast	606	100.00%	
Overvotes	0		
Undervotes	15		
Contest Totals	621		

### Proposition – Collin County ESD, No. 1

Vote For 1

	TOTAL	VOTE %	
For	2	100.00%	
Against	0	0.00%	
Total Votes Cast	2	100.00%	
Overvotes	0		
Undervotes	0		
Contest Totals	2		

### Proposition A – Town of Prosper

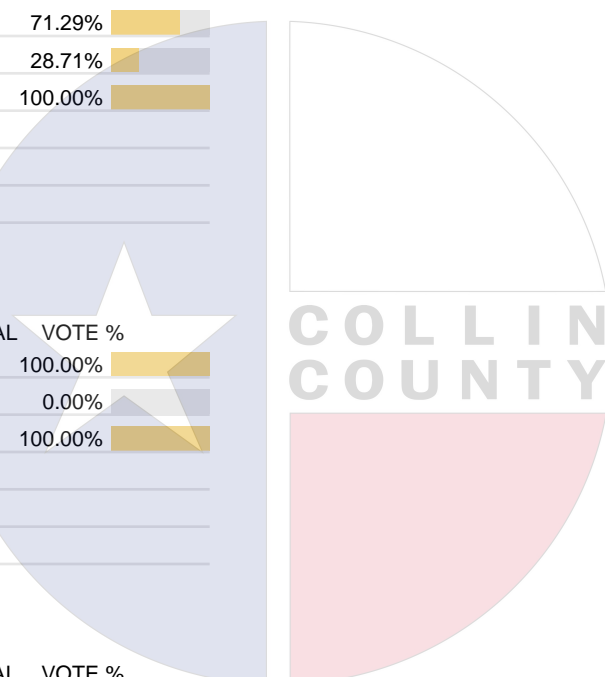
Vote For 1

	TOTAL	VOTE %	
For	343	56.14%	
Against	268	43.86%	
Total Votes Cast	611	100.00%	
Overvotes	1		
Undervotes	7		
Contest Totals	619		

### Proposition B – Town of Prosper

Vote For 1

	TOTAL	VOTE %	
For	274	44.77%	
Against	338	55.23%	
Total Votes Cast	612	100.00%	
Overvotes	0		
Undervotes	7		
Contest Totals	619		



Collin County Seal  
 Watermark Seal for Collin County.  
 Collin County Government

## PCT 224

### Proposition C – Town of Prosper

Vote For 1

	TOTAL	VOTE %	
For	254	41.57%	
Against	357	58.43%	
Total Votes Cast	611	100.00%	
Overvotes	1		
Undervotes	7		
Contest Totals	619		

### Proposition D – Town of Prosper

Vote For 1

	TOTAL	VOTE %	
For	286	46.73%	
Against	326	53.27%	
Total Votes Cast	612	100.00%	
Overvotes	0		
Undervotes	7		
Contest Totals	619		

### Proposition E – Town of Prosper

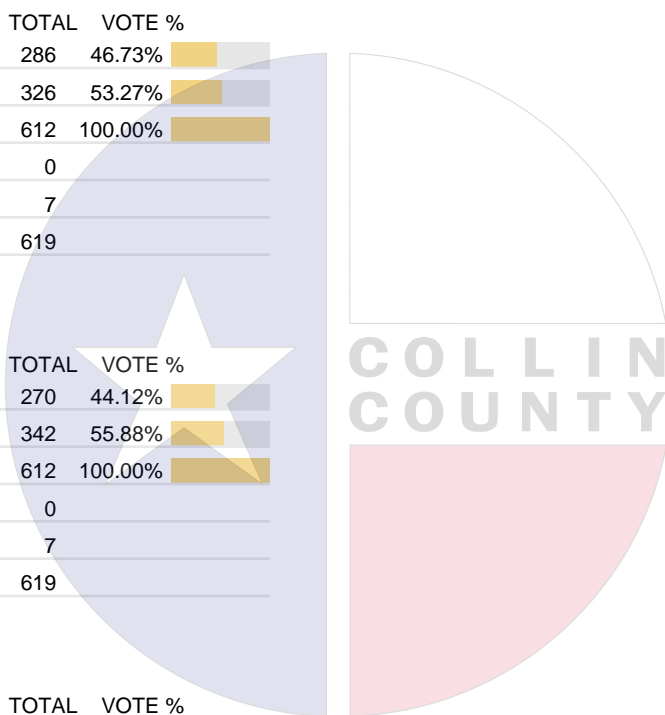
Vote For 1

	TOTAL	VOTE %	
For	270	44.12%	
Against	342	55.88%	
Total Votes Cast	612	100.00%	
Overvotes	0		
Undervotes	7		
Contest Totals	619		

### Proposition F – Town of Prosper

Vote For 1

	TOTAL	VOTE %	
For	297	48.61%	
Against	314	51.39%	
Total Votes Cast	611	100.00%	
Overvotes	0		
Undervotes	8		
Contest Totals	619		



Collin County Seal  
 Watermark Seal for Collin County.  
 Collin County Government

## PCT 225

### Proposition 1 – State of Texas

Vote For 1

	TOTAL	VOTE %	
For	345	68.45%	
Against	159	31.55%	
Total Votes Cast	504	100.00%	
Overvotes	0		
Undervotes	1		
Contest Totals	505		

### Proposition 2 – State of Texas

Vote For 1

	TOTAL	VOTE %	
For	322	63.89%	
Against	182	36.11%	
Total Votes Cast	504	100.00%	
Overvotes	1		
Undervotes	0		
Contest Totals	505		

### Proposition 3 – State of Texas

Vote For 1

	TOTAL	VOTE %	
For	249	49.50%	
Against	254	50.50%	
Total Votes Cast	503	100.00%	
Overvotes	0		
Undervotes	2		
Contest Totals	505		

### Proposition 4 – State of Texas

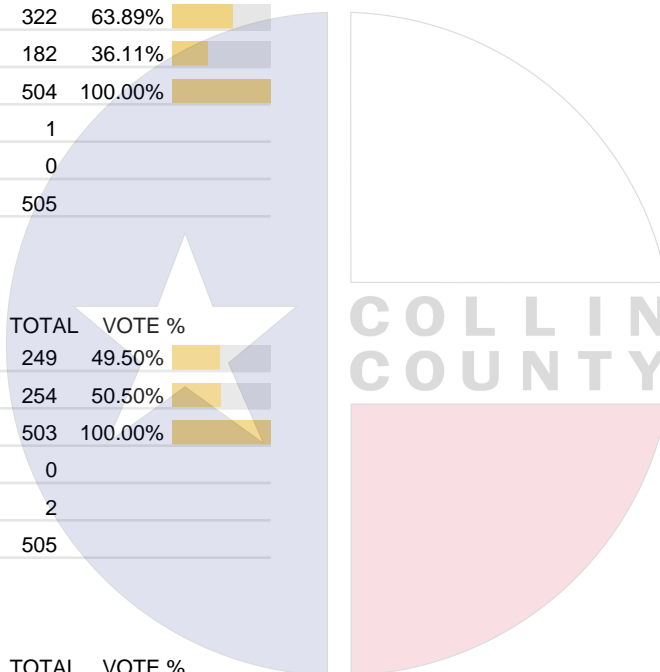
Vote For 1

	TOTAL	VOTE %	
For	363	72.31%	
Against	139	27.69%	
Total Votes Cast	502	100.00%	
Overvotes	0		
Undervotes	3		
Contest Totals	505		

### Proposition 5 – State of Texas

Vote For 1

	TOTAL	VOTE %	
For	316	63.07%	
Against	185	36.93%	
Total Votes Cast	501	100.00%	
Overvotes	0		
Undervotes	4		
Contest Totals	505		



Collin County Seal  
 Watermark Seal for Collin County.  
 Collin County Government

## PCT 225

### Proposition 6 – State of Texas

Vote For 1

	TOTAL	VOTE %	
For	267	53.40%	
Against	233	46.60%	
Total Votes Cast	500	100.00%	
Overvotes	0		
Undervotes	5		
Contest Totals	505		

### Proposition 7 – State of Texas

Vote For 1

	TOTAL	VOTE %	
For	446	88.49%	
Against	58	11.51%	
Total Votes Cast	504	100.00%	
Overvotes	0		
Undervotes	1		
Contest Totals	505		

### Proposition 8 – State of Texas

Vote For 1

	TOTAL	VOTE %	
For	349	69.11%	
Against	156	30.89%	
Total Votes Cast	505	100.00%	
Overvotes	0		
Undervotes	0		
Contest Totals	505		

### Proposition 9 – State of Texas

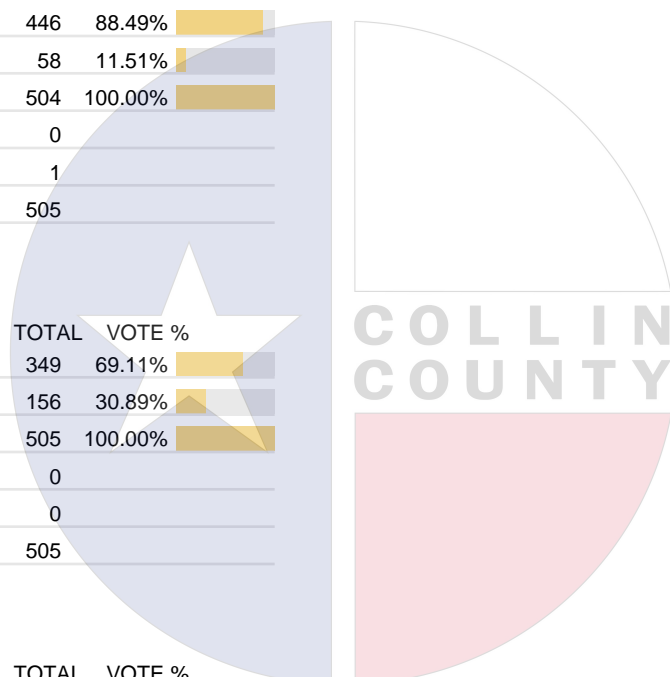
Vote For 1

	TOTAL	VOTE %	
For	354	70.38%	
Against	149	29.62%	
Total Votes Cast	503	100.00%	
Overvotes	0		
Undervotes	2		
Contest Totals	505		

### Proposition 10 – State of Texas

Vote For 1

	TOTAL	VOTE %	
For	460	91.45%	
Against	43	8.55%	
Total Votes Cast	503	100.00%	
Overvotes	0		
Undervotes	2		
Contest Totals	505		



Collin County Seal  
 Watermark Seal for Collin County.  
 Collin County Government

## PCT 225

### Proposition 11 – State of Texas

Vote For 1

	TOTAL	VOTE %	
For	414	82.31%	
Against	89	17.69%	
Total Votes Cast	503	100.00%	
Overvotes	1		
Undervotes	1		
Contest Totals	505		

### Proposition 12 – State of Texas

Vote For 1

	TOTAL	VOTE %	
For	292	58.40%	
Against	208	41.60%	
Total Votes Cast	500	100.00%	
Overvotes	0		
Undervotes	5		
Contest Totals	505		

### Proposition 13 – State of Texas

Vote For 1

	TOTAL	VOTE %	
For	428	84.75%	
Against	77	15.25%	
Total Votes Cast	505	100.00%	
Overvotes	0		
Undervotes	0		
Contest Totals	505		

### Proposition 14 – State of Texas

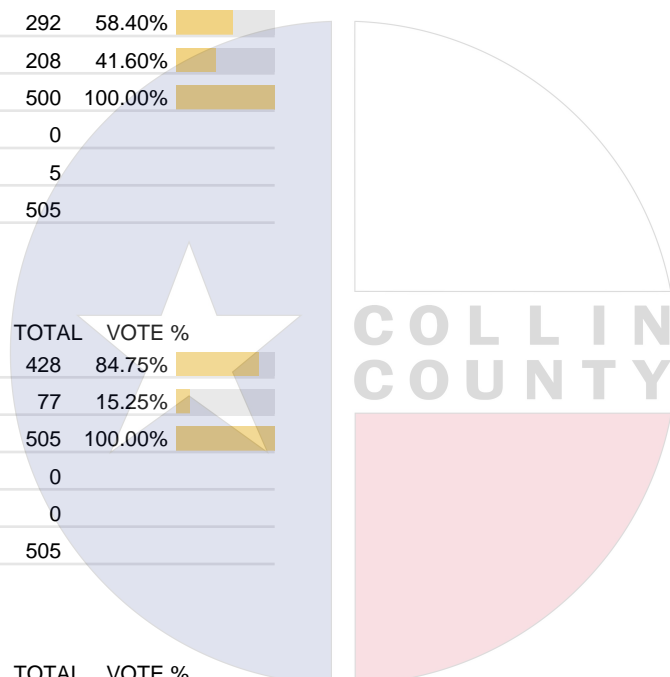
Vote For 1

	TOTAL	VOTE %	
For	345	68.73%	
Against	157	31.27%	
Total Votes Cast	502	100.00%	
Overvotes	0		
Undervotes	3		
Contest Totals	505		

### Proposition 15 – State of Texas

Vote For 1

	TOTAL	VOTE %	
For	330	65.61%	
Against	173	34.39%	
Total Votes Cast	503	100.00%	
Overvotes	0		
Undervotes	2		
Contest Totals	505		



Collin County Seal  
 Watermark Seal for Collin County.  
 Collin County Government

## PCT 225

### Proposition 16 – State of Texas

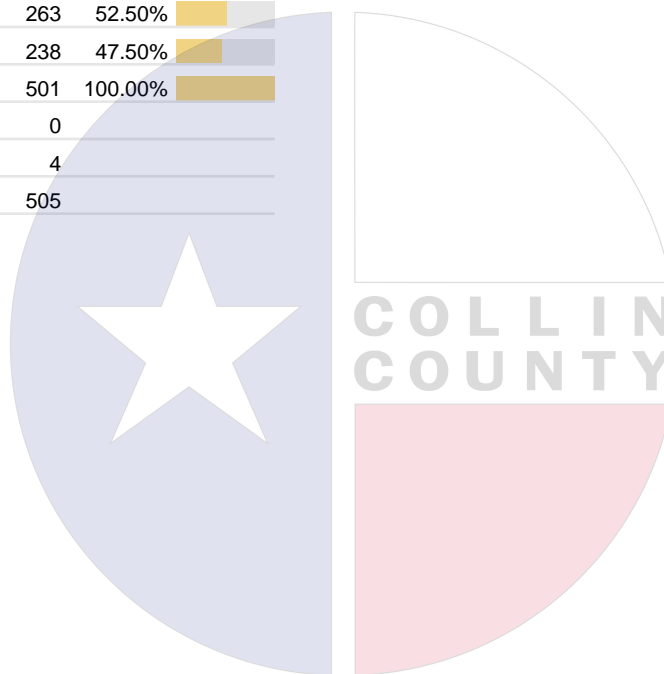
Vote For 1

	TOTAL	VOTE %	
For	328	65.21%	
Against	175	34.79%	
Total Votes Cast	503	100.00%	
Overvotes	0		
Undervotes	2		
Contest Totals	505		

### Proposition 17 – State of Texas

Vote For 1

	TOTAL	VOTE %	
For	263	52.50%	
Against	238	47.50%	
Total Votes Cast	501	100.00%	
Overvotes	0		
Undervotes	4		
Contest Totals	505		



Collin County Seal  
 Watermark Seal for Collin County.  
 Collin County Government

## PCT 226

### Proposition 1 – State of Texas

Vote For 1

	TOTAL	VOTE %	
For	440	70.74%	
Against	182	29.26%	
Total Votes Cast	622	100.00%	
Overvotes	0		
Undervotes	7		
Contest Totals	629		

### Proposition 2 – State of Texas

Vote For 1

	TOTAL	VOTE %	
For	360	58.06%	
Against	260	41.94%	
Total Votes Cast	620	100.00%	
Overvotes	0		
Undervotes	9		
Contest Totals	629		

### Proposition 3 – State of Texas

Vote For 1

	TOTAL	VOTE %	
For	321	51.36%	
Against	304	48.64%	
Total Votes Cast	625	100.00%	
Overvotes	0		
Undervotes	4		
Contest Totals	629		

### Proposition 4 – State of Texas

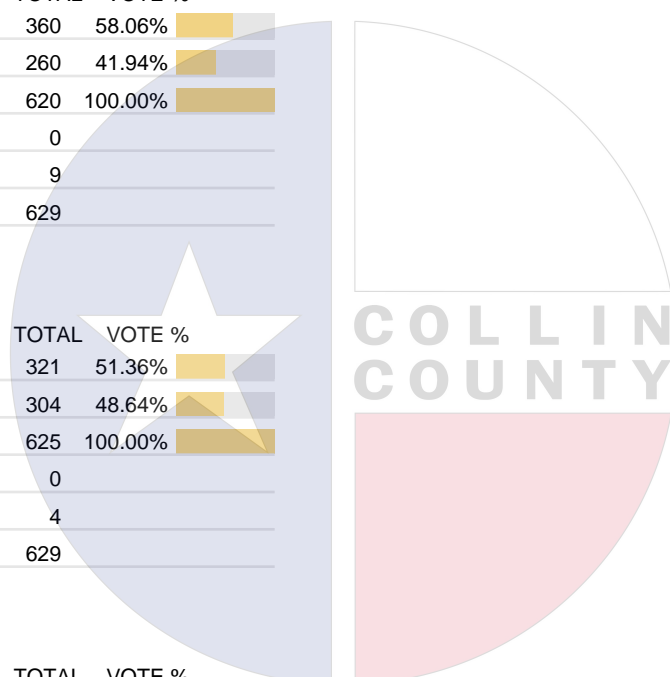
Vote For 1

	TOTAL	VOTE %	
For	467	75.20%	
Against	154	24.80%	
Total Votes Cast	621	100.00%	
Overvotes	0		
Undervotes	8		
Contest Totals	629		

### Proposition 5 – State of Texas

Vote For 1

	TOTAL	VOTE %	
For	389	63.67%	
Against	222	36.33%	
Total Votes Cast	611	100.00%	
Overvotes	0		
Undervotes	18		
Contest Totals	629		



Collin County Seal  
 Watermark Seal for Collin County.  
 Collin County Government

## PCT 226

### Proposition 6 – State of Texas

Vote For 1

	TOTAL	VOTE %	
For	304	49.84%	
Against	306	50.16%	
Total Votes Cast	610	100.00%	
Overvotes	0		
Undervotes	19		
Contest Totals	629		

### Proposition 7 – State of Texas

Vote For 1

	TOTAL	VOTE %	
For	530	85.21%	
Against	92	14.79%	
Total Votes Cast	622	100.00%	
Overvotes	1		
Undervotes	6		
Contest Totals	629		

### Proposition 8 – State of Texas

Vote For 1

	TOTAL	VOTE %	
For	400	64.41%	
Against	221	35.59%	
Total Votes Cast	621	100.00%	
Overvotes	0		
Undervotes	8		
Contest Totals	629		

### Proposition 9 – State of Texas

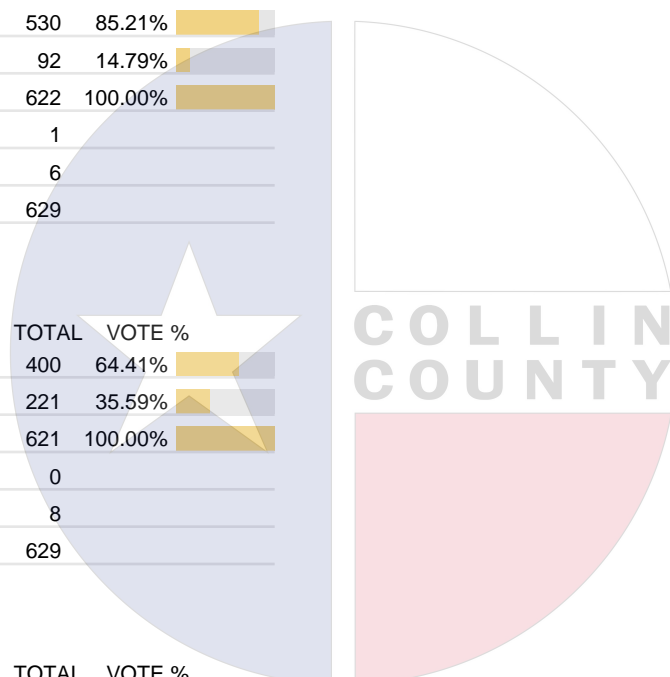
Vote For 1

	TOTAL	VOTE %	
For	396	64.18%	
Against	221	35.82%	
Total Votes Cast	617	100.00%	
Overvotes	0		
Undervotes	12		
Contest Totals	629		

### Proposition 10 – State of Texas

Vote For 1

	TOTAL	VOTE %	
For	554	88.64%	
Against	71	11.36%	
Total Votes Cast	625	100.00%	
Overvotes	0		
Undervotes	4		
Contest Totals	629		



Collin County Seal  
 Watermark Seal for Collin County.  
 Collin County Government

## PCT 226

### Proposition 11 – State of Texas

Vote For 1

	TOTAL	VOTE %	
For	486	78.01%	
Against	137	21.99%	
Total Votes Cast	623	100.00%	
Overvotes	0		
Undervotes	6		
Contest Totals	629		

### Proposition 12 – State of Texas

Vote For 1

	TOTAL	VOTE %	
For	333	53.71%	
Against	287	46.29%	
Total Votes Cast	620	100.00%	
Overvotes	0		
Undervotes	9		
Contest Totals	629		

### Proposition 13 – State of Texas

Vote For 1

	TOTAL	VOTE %	
For	505	81.06%	
Against	118	18.94%	
Total Votes Cast	623	100.00%	
Overvotes	0		
Undervotes	6		
Contest Totals	629		

### Proposition 14 – State of Texas

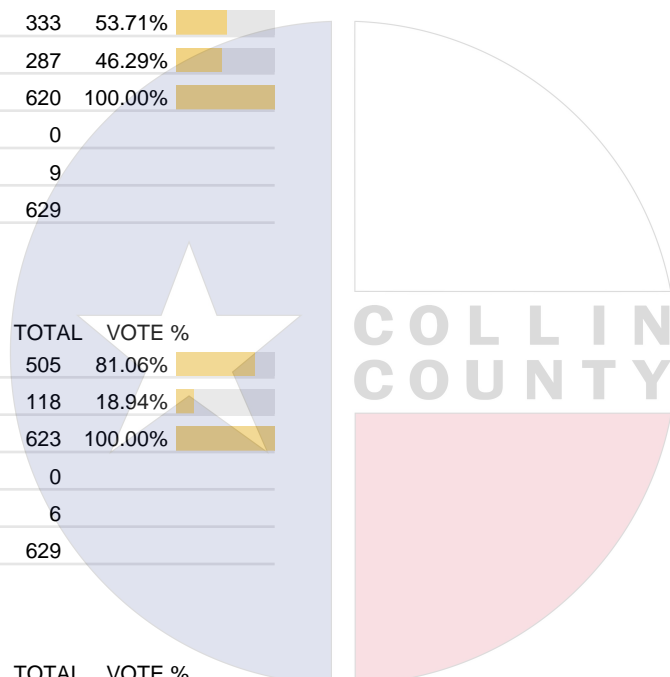
Vote For 1

	TOTAL	VOTE %	
For	462	74.28%	
Against	160	25.72%	
Total Votes Cast	622	100.00%	
Overvotes	0		
Undervotes	7		
Contest Totals	629		

### Proposition 15 – State of Texas

Vote For 1

	TOTAL	VOTE %	
For	389	62.74%	
Against	231	37.26%	
Total Votes Cast	620	100.00%	
Overvotes	0		
Undervotes	9		
Contest Totals	629		



Collin County Seal  
 Watermark Seal for Collin County.  
 Collin County Government

## PCT 226

### Proposition 16 – State of Texas

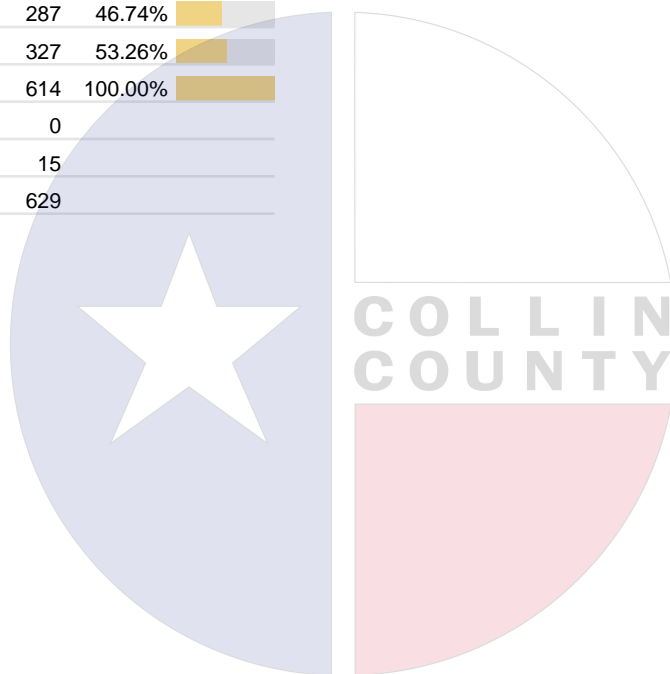
Vote For 1

	TOTAL	VOTE %	
For	397	63.93%	
Against	224	36.07%	
Total Votes Cast	621	100.00%	
Overvotes	0		
Undervotes	8		
Contest Totals	629		

### Proposition 17 – State of Texas

Vote For 1

	TOTAL	VOTE %	
For	287	46.74%	
Against	327	53.26%	
Total Votes Cast	614	100.00%	
Overvotes	0		
Undervotes	15		
Contest Totals	629		



Collin County Seal  
 Watermark Seal for Collin County.  
 Collin County Government

## PCT 227

### Proposition 1 – State of Texas

Vote For 1

	TOTAL	VOTE %	
For	491	74.28%	
Against	170	25.72%	
Total Votes Cast	661	100.00%	
Overvotes	1		
Undervotes	3		
Contest Totals	665		

### Proposition 2 – State of Texas

Vote For 1

	TOTAL	VOTE %	
For	431	65.01%	
Against	232	34.99%	
Total Votes Cast	663	100.00%	
Overvotes	0		
Undervotes	2		
Contest Totals	665		

### Proposition 3 – State of Texas

Vote For 1

	TOTAL	VOTE %	
For	366	55.37%	
Against	295	44.63%	
Total Votes Cast	661	100.00%	
Overvotes	0		
Undervotes	4		
Contest Totals	665		

### Proposition 4 – State of Texas

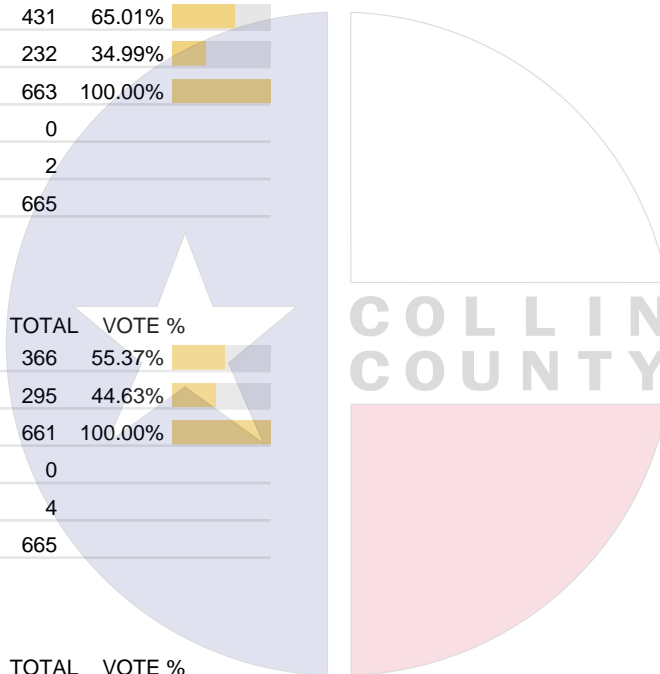
Vote For 1

	TOTAL	VOTE %	
For	502	75.83%	
Against	160	24.17%	
Total Votes Cast	662	100.00%	
Overvotes	0		
Undervotes	3		
Contest Totals	665		

### Proposition 5 – State of Texas

Vote For 1

	TOTAL	VOTE %	
For	458	69.60%	
Against	200	30.40%	
Total Votes Cast	658	100.00%	
Overvotes	0		
Undervotes	7		
Contest Totals	665		



Collin County Seal  
 Watermark Seal for Collin County.  
 Collin County Government

## PCT 227

### Proposition 6 – State of Texas

Vote For 1

	TOTAL	VOTE %	
For	369	56.16%	
Against	288	43.84%	
Total Votes Cast	657	100.00%	
Overvotes	0		
Undervotes	8		
Contest Totals	665		

### Proposition 7 – State of Texas

Vote For 1

	TOTAL	VOTE %	
For	597	90.59%	
Against	62	9.41%	
Total Votes Cast	659	100.00%	
Overvotes	0		
Undervotes	6		
Contest Totals	665		

### Proposition 8 – State of Texas

Vote For 1

	TOTAL	VOTE %	
For	466	70.29%	
Against	197	29.71%	
Total Votes Cast	663	100.00%	
Overvotes	0		
Undervotes	2		
Contest Totals	665		

### Proposition 9 – State of Texas

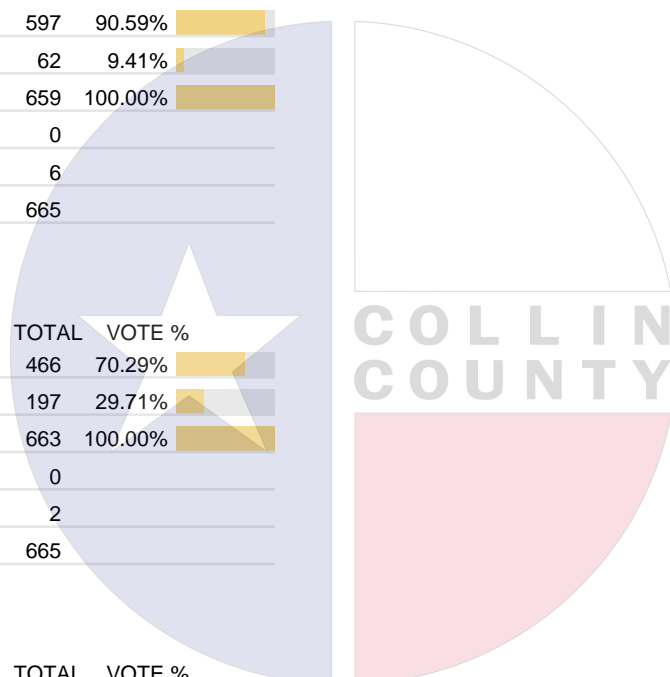
Vote For 1

	TOTAL	VOTE %	
For	444	67.27%	
Against	216	32.73%	
Total Votes Cast	660	100.00%	
Overvotes	0		
Undervotes	5		
Contest Totals	665		

### Proposition 10 – State of Texas

Vote For 1

	TOTAL	VOTE %	
For	602	90.94%	
Against	60	9.06%	
Total Votes Cast	662	100.00%	
Overvotes	0		
Undervotes	3		
Contest Totals	665		



Collin County Seal  
 Watermark Seal for Collin County.  
 Collin County Government

## PCT 227

### Proposition 11 – State of Texas

Vote For 1

	TOTAL	VOTE %	
For	525	79.43%	
Against	136	20.57%	
Total Votes Cast	661	100.00%	
Overvotes	0		
Undervotes	4		
Contest Totals	665		

### Proposition 12 – State of Texas

Vote For 1

	TOTAL	VOTE %	
For	351	53.26%	
Against	308	46.74%	
Total Votes Cast	659	100.00%	
Overvotes	0		
Undervotes	6		
Contest Totals	665		

### Proposition 13 – State of Texas

Vote For 1

	TOTAL	VOTE %	
For	563	85.30%	
Against	97	14.70%	
Total Votes Cast	660	100.00%	
Overvotes	0		
Undervotes	5		
Contest Totals	665		

### Proposition 14 – State of Texas

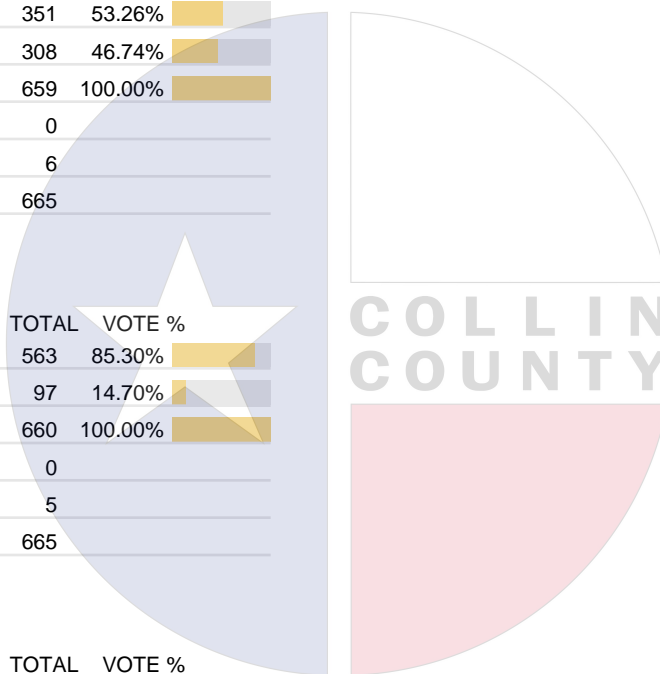
Vote For 1

	TOTAL	VOTE %	
For	470	71.32%	
Against	189	28.68%	
Total Votes Cast	659	100.00%	
Overvotes	0		
Undervotes	6		
Contest Totals	665		

### Proposition 15 – State of Texas

Vote For 1

	TOTAL	VOTE %	
For	405	61.18%	
Against	257	38.82%	
Total Votes Cast	662	100.00%	
Overvotes	0		
Undervotes	3		
Contest Totals	665		



Collin County Seal  
 Watermark Seal for Collin County.  
 Collin County Government

## PCT 227

### Proposition 16 – State of Texas

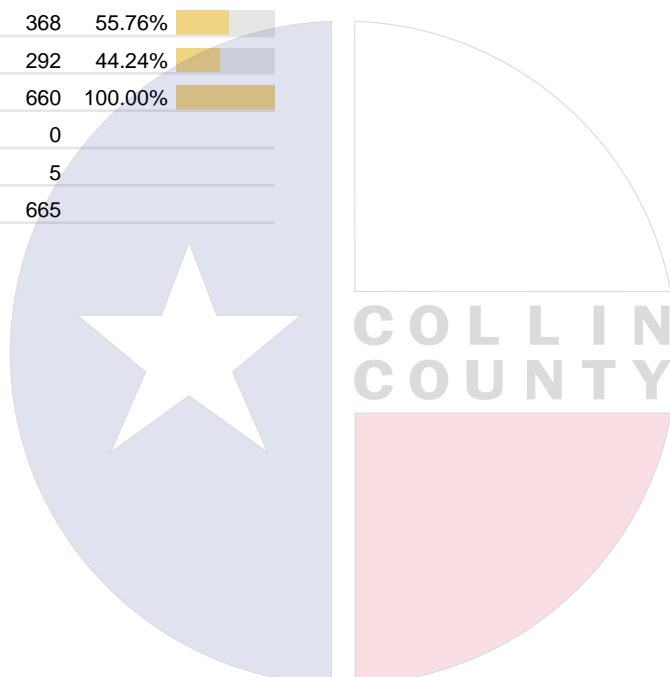
Vote For 1

	TOTAL	VOTE %	
For	435	65.51%	
Against	229	34.49%	
Total Votes Cast	664	100.00%	
Overvotes	0		
Undervotes	1		
Contest Totals	665		

### Proposition 17 – State of Texas

Vote For 1

	TOTAL	VOTE %	
For	368	55.76%	
Against	292	44.24%	
Total Votes Cast	660	100.00%	
Overvotes	0		
Undervotes	5		
Contest Totals	665		



Collin County Seal  
 Watermark Seal for Collin County.  
 Collin County Government

## PCT 228

### Proposition 1 – State of Texas

Vote For 1

	TOTAL	VOTE %	
For	507	72.43%	
Against	193	27.57%	
Total Votes Cast	700	100.00%	
Overvotes	1		
Undervotes	9		
Contest Totals	710		

### Proposition 2 – State of Texas

Vote For 1

	TOTAL	VOTE %	
For	415	58.87%	
Against	290	41.13%	
Total Votes Cast	705	100.00%	
Overvotes	0		
Undervotes	5		
Contest Totals	710		

### Proposition 3 – State of Texas

Vote For 1

	TOTAL	VOTE %	
For	303	43.35%	
Against	396	56.65%	
Total Votes Cast	699	100.00%	
Overvotes	0		
Undervotes	11		
Contest Totals	710		

### Proposition 4 – State of Texas

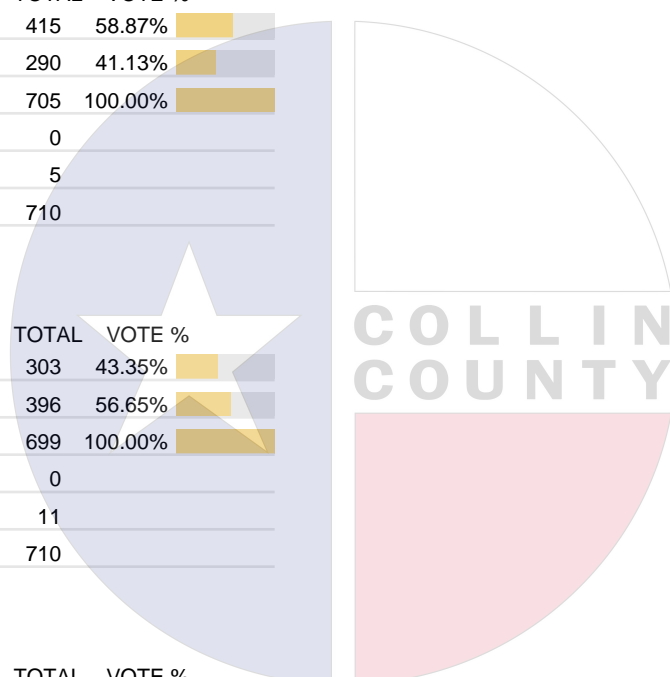
Vote For 1

	TOTAL	VOTE %	
For	465	66.62%	
Against	233	33.38%	
Total Votes Cast	698	100.00%	
Overvotes	1		
Undervotes	11		
Contest Totals	710		

### Proposition 5 – State of Texas

Vote For 1

	TOTAL	VOTE %	
For	475	68.05%	
Against	223	31.95%	
Total Votes Cast	698	100.00%	
Overvotes	0		
Undervotes	12		
Contest Totals	710		



Collin County Seal  
 Watermark Seal for Collin County.  
 Collin County Government

## PCT 228

### Proposition 6 – State of Texas

Vote For 1

	TOTAL	VOTE %	
For	360	51.95%	
Against	333	48.05%	
Total Votes Cast	693	100.00%	
Overvotes	0		
Undervotes	17		
Contest Totals	710		

### Proposition 7 – State of Texas

Vote For 1

	TOTAL	VOTE %	
For	613	87.07%	
Against	91	12.93%	
Total Votes Cast	704	100.00%	
Overvotes	0		
Undervotes	6		
Contest Totals	710		

### Proposition 8 – State of Texas

Vote For 1

	TOTAL	VOTE %	
For	481	68.52%	
Against	221	31.48%	
Total Votes Cast	702	100.00%	
Overvotes	2		
Undervotes	6		
Contest Totals	710		

### Proposition 9 – State of Texas

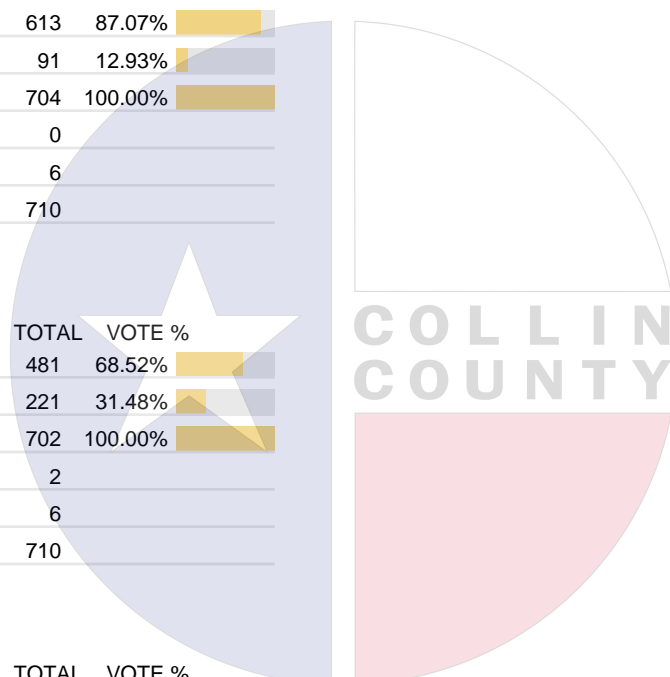
Vote For 1

	TOTAL	VOTE %	
For	425	61.33%	
Against	268	38.67%	
Total Votes Cast	693	100.00%	
Overvotes	1		
Undervotes	16		
Contest Totals	710		

### Proposition 10 – State of Texas

Vote For 1

	TOTAL	VOTE %	
For	634	90.44%	
Against	67	9.56%	
Total Votes Cast	701	100.00%	
Overvotes	0		
Undervotes	9		
Contest Totals	710		



Collin County Seal  
 Watermark Seal for Collin County.  
 Collin County Government

## PCT 228

### Proposition 11 – State of Texas

Vote For 1

	TOTAL	VOTE %	
For	556	78.98%	
Against	148	21.02%	
Total Votes Cast	704	100.00%	
Overvotes	0		
Undervotes	6		
Contest Totals	710		

### Proposition 12 – State of Texas

Vote For 1

	TOTAL	VOTE %	
For	358	51.51%	
Against	337	48.49%	
Total Votes Cast	695	100.00%	
Overvotes	0		
Undervotes	15		
Contest Totals	710		

### Proposition 13 – State of Texas

Vote For 1

	TOTAL	VOTE %	
For	564	80.00%	
Against	141	20.00%	
Total Votes Cast	705	100.00%	
Overvotes	0		
Undervotes	5		
Contest Totals	710		

### Proposition 14 – State of Texas

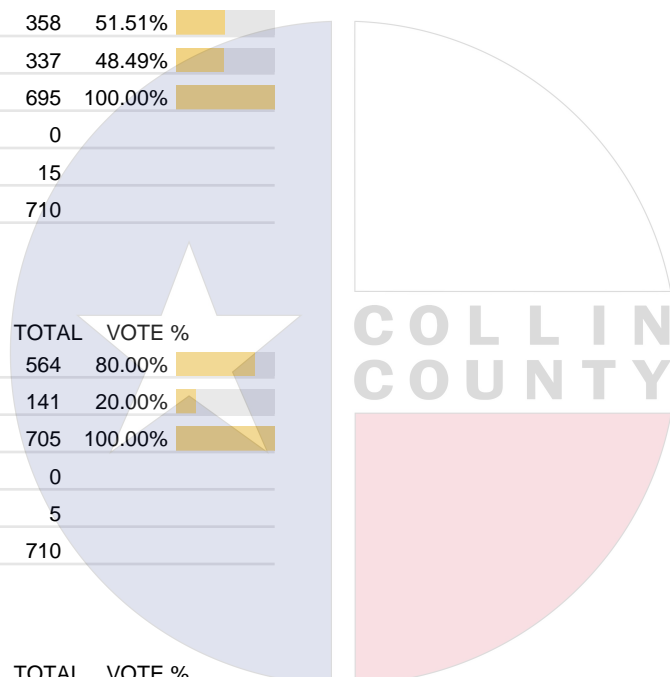
Vote For 1

	TOTAL	VOTE %	
For	521	74.01%	
Against	183	25.99%	
Total Votes Cast	704	100.00%	
Overvotes	0		
Undervotes	6		
Contest Totals	710		

### Proposition 15 – State of Texas

Vote For 1

	TOTAL	VOTE %	
For	468	66.48%	
Against	236	33.52%	
Total Votes Cast	704	100.00%	
Overvotes	0		
Undervotes	6		
Contest Totals	710		



Collin County Seal  
 Watermark Seal for Collin County.  
 Collin County Government

## PCT 228

### Proposition 16 – State of Texas

Vote For 1

	TOTAL	VOTE %	
For	448	63.91%	
Against	253	36.09%	
Total Votes Cast	701	100.00%	
Overvotes	0		
Undervotes	9		
Contest Totals	710		

### Proposition 17 – State of Texas

Vote For 1

	TOTAL	VOTE %	
For	357	51.74%	
Against	333	48.26%	
Total Votes Cast	690	100.00%	
Overvotes	0		
Undervotes	20		
Contest Totals	710		

### Proposition – Collin County ESD, No. 1

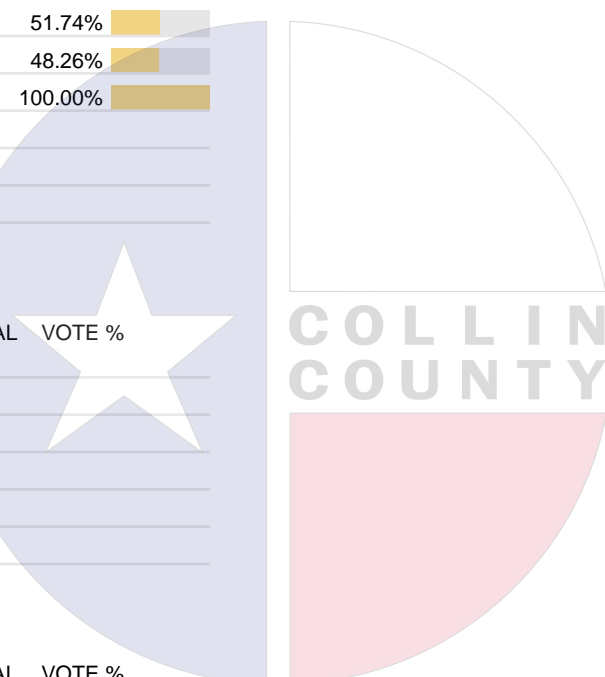
Vote For 1

	TOTAL	VOTE %	
For	0		
Against	0		
Total Votes Cast	0		
Overvotes	0		
Undervotes	0		
Contest Totals	0		

### For School Trustees – Princeton ISD

Vote For 2

	TOTAL	VOTE %	
Sam Nevarez	34	2.80%	
Sonia Ledezma	367	30.21%	
Charlotte Wilson	102	8.40%	
John Campbell	218	17.94%	
Julia Schmoker	203	16.71%	
Melissa Ait Belaid	268	22.06%	
Kay McLaughlin	23	1.89%	
Total Votes Cast	1,215	100.00%	
Overvotes	6		
Undervotes	199		
Contest Totals	1,420		



Collin County Seal  
 Watermark Seal for Collin County,  
 Collin County Government

## PCT 229

### Proposition 1 – State of Texas

Vote For 1

	TOTAL	VOTE %	
For	160	73.39%	
Against	58	26.61%	
Total Votes Cast	218	100.00%	
Overvotes	0		
Undervotes	2		
Contest Totals	220		

### Proposition 2 – State of Texas

Vote For 1

	TOTAL	VOTE %	
For	142	65.44%	
Against	75	34.56%	
Total Votes Cast	217	100.00%	
Overvotes	0		
Undervotes	3		
Contest Totals	220		

### Proposition 3 – State of Texas

Vote For 1

	TOTAL	VOTE %	
For	107	49.08%	
Against	111	50.92%	
Total Votes Cast	218	100.00%	
Overvotes	0		
Undervotes	2		
Contest Totals	220		

### Proposition 4 – State of Texas

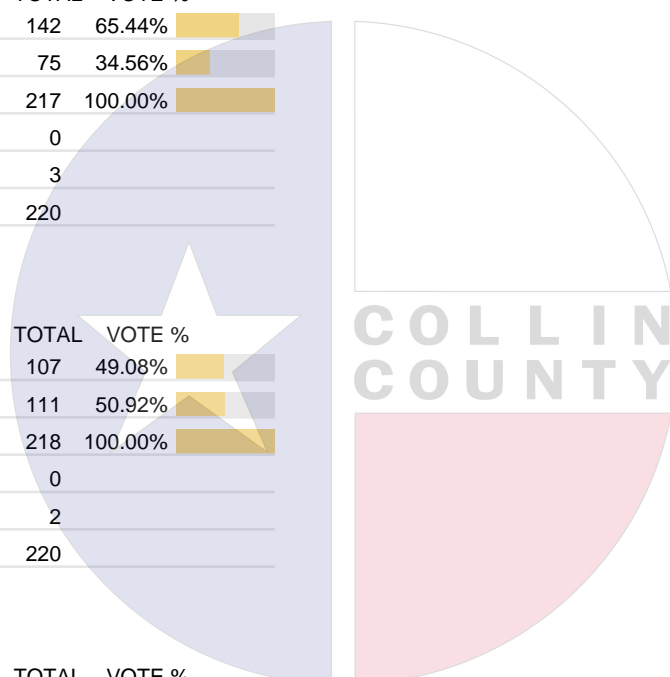
Vote For 1

	TOTAL	VOTE %	
For	170	77.63%	
Against	49	22.37%	
Total Votes Cast	219	100.00%	
Overvotes	0		
Undervotes	1		
Contest Totals	220		

### Proposition 5 – State of Texas

Vote For 1

	TOTAL	VOTE %	
For	129	60.28%	
Against	85	39.72%	
Total Votes Cast	214	100.00%	
Overvotes	0		
Undervotes	6		
Contest Totals	220		



Collin County Seal  
 Watermark Seal for Collin County.  
 Collin County Government

**PCT 229**

**Proposition 6 – State of Texas**

Vote For 1

	TOTAL	VOTE %	
For	107	50.23%	
Against	106	49.77%	
Total Votes Cast	213	100.00%	
Overvotes	0		
Undervotes	7		
Contest Totals	220		

**Proposition 7 – State of Texas**

Vote For 1

	TOTAL	VOTE %	
For	186	86.11%	
Against	30	13.89%	
Total Votes Cast	216	100.00%	
Overvotes	0		
Undervotes	4		
Contest Totals	220		

**Proposition 8 – State of Texas**

Vote For 1

	TOTAL	VOTE %	
For	148	67.89%	
Against	70	32.11%	
Total Votes Cast	218	100.00%	
Overvotes	0		
Undervotes	2		
Contest Totals	220		

**Proposition 9 – State of Texas**

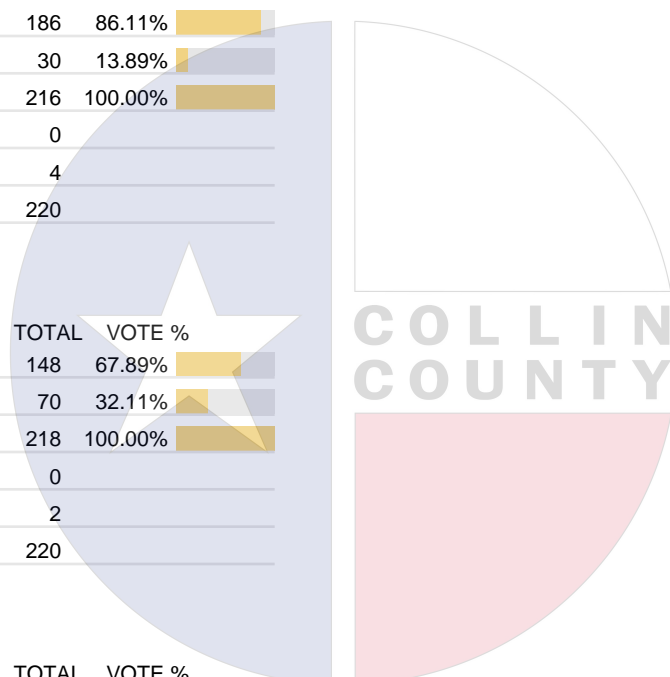
Vote For 1

	TOTAL	VOTE %	
For	153	70.83%	
Against	63	29.17%	
Total Votes Cast	216	100.00%	
Overvotes	0		
Undervotes	4		
Contest Totals	220		

**Proposition 10 – State of Texas**

Vote For 1

	TOTAL	VOTE %	
For	195	90.28%	
Against	21	9.72%	
Total Votes Cast	216	100.00%	
Overvotes	0		
Undervotes	4		
Contest Totals	220		



Collin County Seal  
 Watermark Seal for Collin County.  
 Collin County Government

## PCT 229

### Proposition 11 – State of Texas

Vote For 1

	TOTAL	VOTE %	
For	172	79.63%	
Against	44	20.37%	
Total Votes Cast	216	100.00%	
Overvotes	0		
Undervotes	4		
Contest Totals	220		

### Proposition 12 – State of Texas

Vote For 1

	TOTAL	VOTE %	
For	120	55.30%	
Against	97	44.70%	
Total Votes Cast	217	100.00%	
Overvotes	0		
Undervotes	3		
Contest Totals	220		

### Proposition 13 – State of Texas

Vote For 1

	TOTAL	VOTE %	
For	168	77.78%	
Against	48	22.22%	
Total Votes Cast	216	100.00%	
Overvotes	0		
Undervotes	4		
Contest Totals	220		

### Proposition 14 – State of Texas

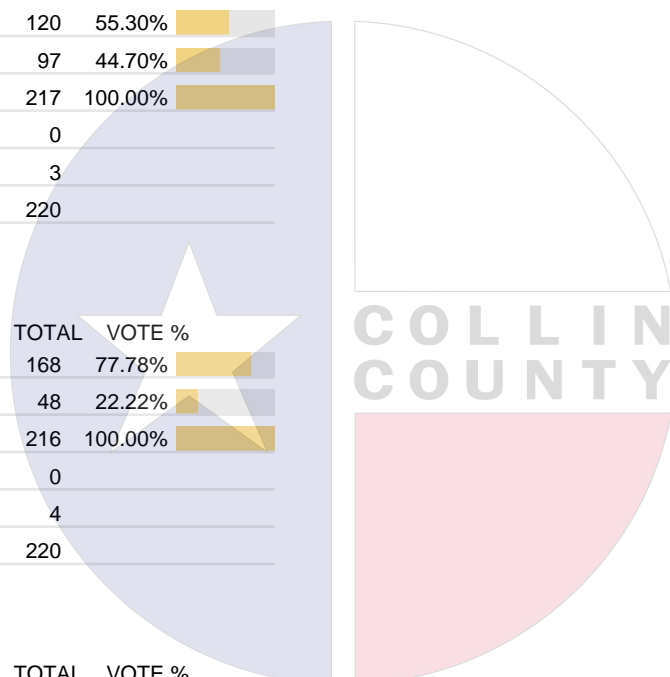
Vote For 1

	TOTAL	VOTE %	
For	157	72.02%	
Against	61	27.98%	
Total Votes Cast	218	100.00%	
Overvotes	1		
Undervotes	1		
Contest Totals	220		

### Proposition 15 – State of Texas

Vote For 1

	TOTAL	VOTE %	
For	132	60.55%	
Against	86	39.45%	
Total Votes Cast	218	100.00%	
Overvotes	0		
Undervotes	2		
Contest Totals	220		



Collin County Seal  
 Watermark Seal for Collin County.  
 Collin County Government

## PCT 229

### Proposition 16 – State of Texas

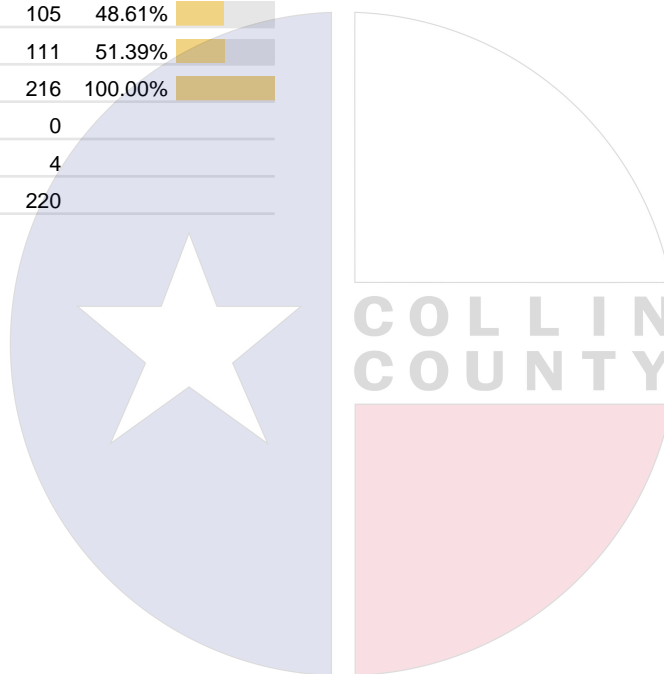
Vote For 1

	TOTAL	VOTE %	
For	140	63.64%	
Against	80	36.36%	
Total Votes Cast	220	100.00%	
Overvotes	0		
Undervotes	0		
Contest Totals	220		

### Proposition 17 – State of Texas

Vote For 1

	TOTAL	VOTE %	
For	105	48.61%	
Against	111	51.39%	
Total Votes Cast	216	100.00%	
Overvotes	0		
Undervotes	4		
Contest Totals	220		



Collin County Seal  
 Watermark Seal for Collin County.  
 Collin County Government

## PCT 230

### Proposition 1 – State of Texas

Vote For 1

	TOTAL	VOTE %	
For	333	72.87%	
Against	124	27.13%	
Total Votes Cast	457	100.00%	
Overvotes	0		
Undervotes	4		
Contest Totals	461		

### Proposition 2 – State of Texas

Vote For 1

	TOTAL	VOTE %	
For	267	58.30%	
Against	191	41.70%	
Total Votes Cast	458	100.00%	
Overvotes	0		
Undervotes	3		
Contest Totals	461		

### Proposition 3 – State of Texas

Vote For 1

	TOTAL	VOTE %	
For	234	51.09%	
Against	224	48.91%	
Total Votes Cast	458	100.00%	
Overvotes	0		
Undervotes	3		
Contest Totals	461		

### Proposition 4 – State of Texas

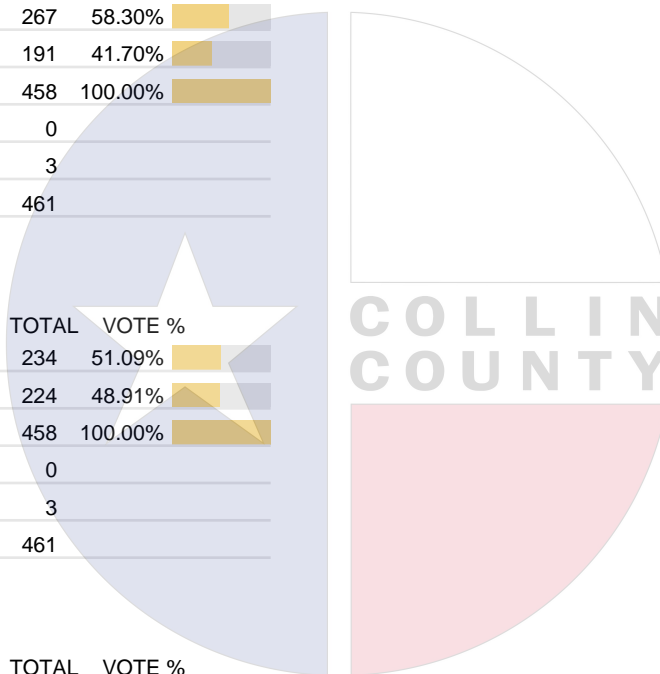
Vote For 1

	TOTAL	VOTE %	
For	324	70.90%	
Against	133	29.10%	
Total Votes Cast	457	100.00%	
Overvotes	0		
Undervotes	4		
Contest Totals	461		

### Proposition 5 – State of Texas

Vote For 1

	TOTAL	VOTE %	
For	271	60.09%	
Against	180	39.91%	
Total Votes Cast	451	100.00%	
Overvotes	1		
Undervotes	9		
Contest Totals	461		



Collin County Seal  
 Watermark Seal for Collin County.  
 Collin County Government

## PCT 230

### Proposition 6 – State of Texas

Vote For 1

	TOTAL	VOTE %	
For	210	46.36%	
Against	243	53.64%	
Total Votes Cast	453	100.00%	
Overvotes	0		
Undervotes	8		
Contest Totals	461		

### Proposition 7 – State of Texas

Vote For 1

	TOTAL	VOTE %	
For	385	84.06%	
Against	73	15.94%	
Total Votes Cast	458	100.00%	
Overvotes	0		
Undervotes	3		
Contest Totals	461		

### Proposition 8 – State of Texas

Vote For 1

	TOTAL	VOTE %	
For	298	65.07%	
Against	160	34.93%	
Total Votes Cast	458	100.00%	
Overvotes	0		
Undervotes	3		
Contest Totals	461		

### Proposition 9 – State of Texas

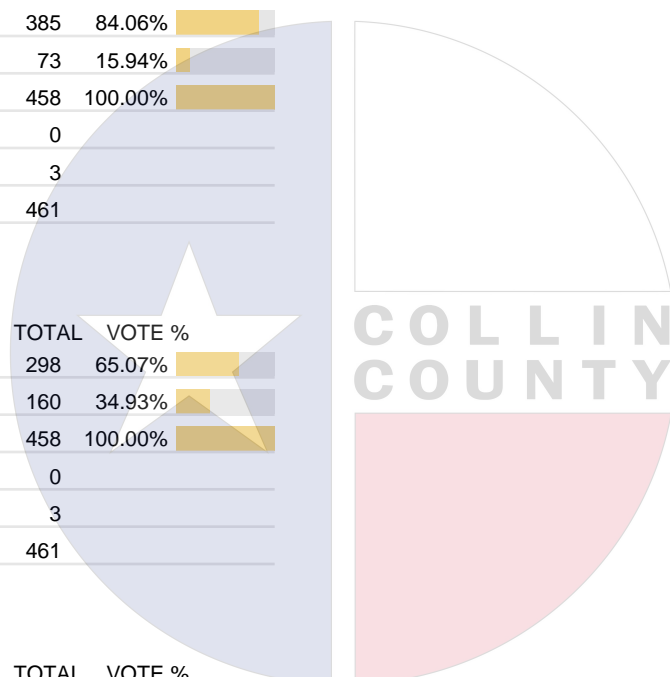
Vote For 1

	TOTAL	VOTE %	
For	268	59.03%	
Against	186	40.97%	
Total Votes Cast	454	100.00%	
Overvotes	0		
Undervotes	7		
Contest Totals	461		

### Proposition 10 – State of Texas

Vote For 1

	TOTAL	VOTE %	
For	399	86.93%	
Against	60	13.07%	
Total Votes Cast	459	100.00%	
Overvotes	0		
Undervotes	2		
Contest Totals	461		



Collin County Seal  
 Watermark Seal for Collin County.  
 Collin County Government

## PCT 230

### Proposition 11 – State of Texas

Vote For 1

	TOTAL	VOTE %	
For	342	74.35%	
Against	118	25.65%	
Total Votes Cast	460	100.00%	
Overvotes	0		
Undervotes	1		
Contest Totals	461		

### Proposition 12 – State of Texas

Vote For 1

	TOTAL	VOTE %	
For	227	50.22%	
Against	225	49.78%	
Total Votes Cast	452	100.00%	
Overvotes	0		
Undervotes	9		
Contest Totals	461		

### Proposition 13 – State of Texas

Vote For 1

	TOTAL	VOTE %	
For	361	78.65%	
Against	98	21.35%	
Total Votes Cast	459	100.00%	
Overvotes	0		
Undervotes	2		
Contest Totals	461		

### Proposition 14 – State of Texas

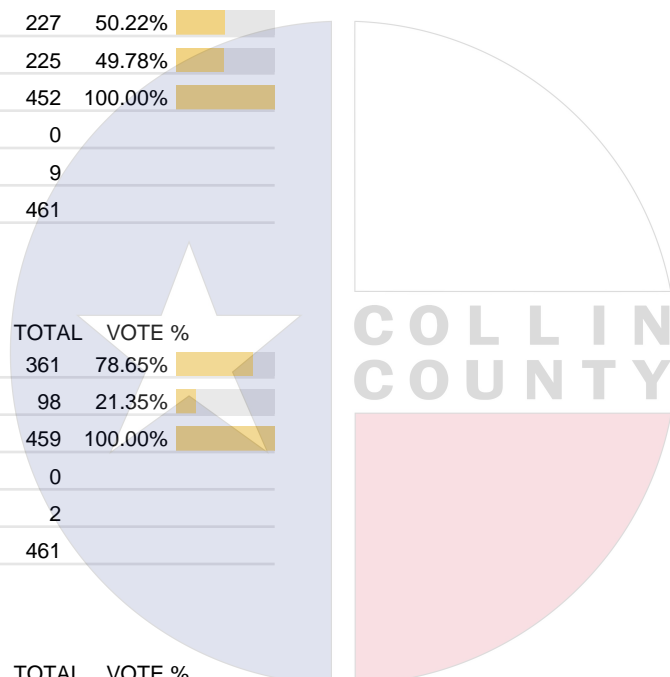
Vote For 1

	TOTAL	VOTE %	
For	309	67.47%	
Against	149	32.53%	
Total Votes Cast	458	100.00%	
Overvotes	0		
Undervotes	3		
Contest Totals	461		

### Proposition 15 – State of Texas

Vote For 1

	TOTAL	VOTE %	
For	273	59.74%	
Against	184	40.26%	
Total Votes Cast	457	100.00%	
Overvotes	1		
Undervotes	3		
Contest Totals	461		



Collin County Seal  
 Watermark Seal for Collin County.  
 Collin County Government

## PCT 230

### Proposition 16 – State of Texas

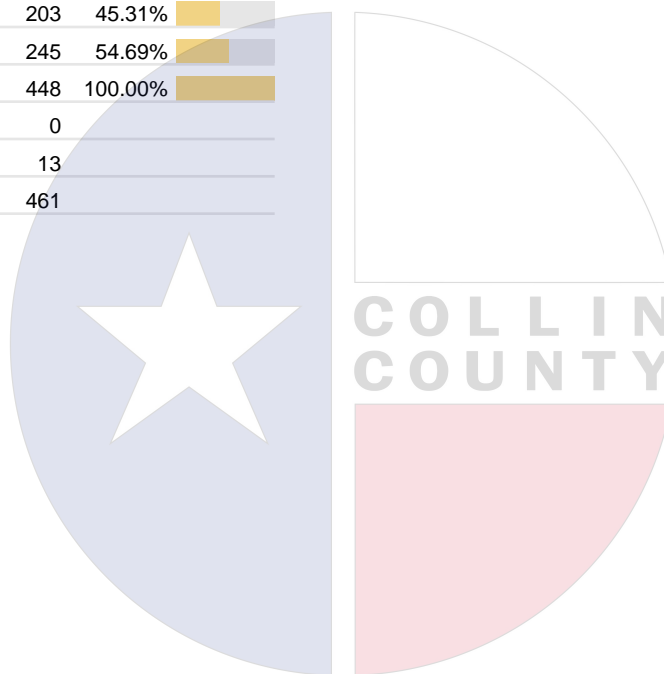
Vote For 1

	TOTAL	VOTE %	
For	269	58.61%	
Against	190	41.39%	
Total Votes Cast	459	100.00%	
Overvotes	0		
Undervotes	2		
Contest Totals	461		

### Proposition 17 – State of Texas

Vote For 1

	TOTAL	VOTE %	
For	203	45.31%	
Against	245	54.69%	
Total Votes Cast	448	100.00%	
Overvotes	0		
Undervotes	13		
Contest Totals	461		



Collin County Seal  
 Watermark Seal for Collin County.  
 Collin County Government

## PCT 231

### Proposition 1 – State of Texas

Vote For 1

	TOTAL	VOTE %	
For	478	66.30%	
Against	243	33.70%	
Total Votes Cast	721	100.00%	
Overvotes	0		
Undervotes	3		
Contest Totals	724		

### Proposition 2 – State of Texas

Vote For 1

	TOTAL	VOTE %	
For	474	66.02%	
Against	244	33.98%	
Total Votes Cast	718	100.00%	
Overvotes	1		
Undervotes	5		
Contest Totals	724		

### Proposition 3 – State of Texas

Vote For 1

	TOTAL	VOTE %	
For	386	53.99%	
Against	329	46.01%	
Total Votes Cast	715	100.00%	
Overvotes	0		
Undervotes	9		
Contest Totals	724		

### Proposition 4 – State of Texas

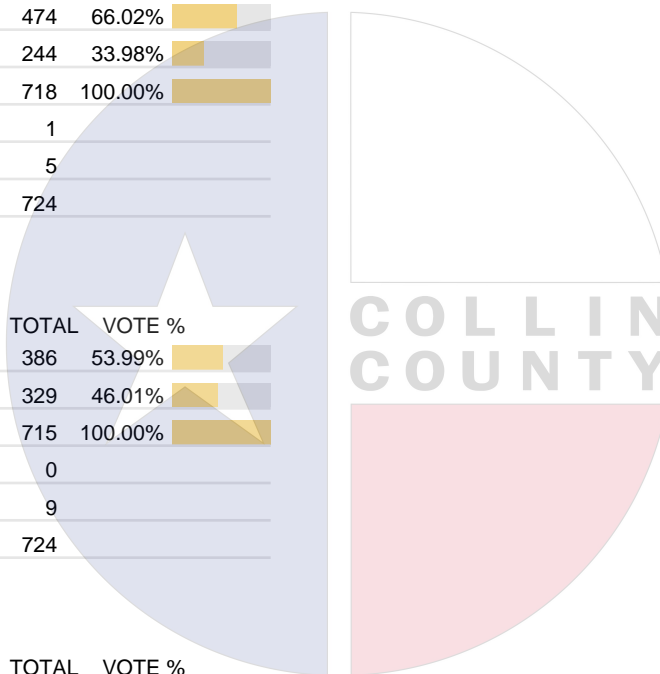
Vote For 1

	TOTAL	VOTE %	
For	494	69.19%	
Against	220	30.81%	
Total Votes Cast	714	100.00%	
Overvotes	0		
Undervotes	10		
Contest Totals	724		

### Proposition 5 – State of Texas

Vote For 1

	TOTAL	VOTE %	
For	491	68.77%	
Against	223	31.23%	
Total Votes Cast	714	100.00%	
Overvotes	0		
Undervotes	10		
Contest Totals	724		



Collin County Seal  
 Watermark Seal for Collin County.  
 Collin County Government

**PCT 231**

**Proposition 6 – State of Texas**

Vote For 1

	TOTAL	VOTE %	
For	402	56.86%	
Against	305	43.14%	
Total Votes Cast	707	100.00%	
Overvotes	1		
Undervotes	16		
Contest Totals	724		

**Proposition 7 – State of Texas**

Vote For 1

	TOTAL	VOTE %	
For	626	87.19%	
Against	92	12.81%	
Total Votes Cast	718	100.00%	
Overvotes	1		
Undervotes	5		
Contest Totals	724		

**Proposition 8 – State of Texas**

Vote For 1

	TOTAL	VOTE %	
For	514	71.59%	
Against	204	28.41%	
Total Votes Cast	718	100.00%	
Overvotes	0		
Undervotes	6		
Contest Totals	724		

**Proposition 9 – State of Texas**

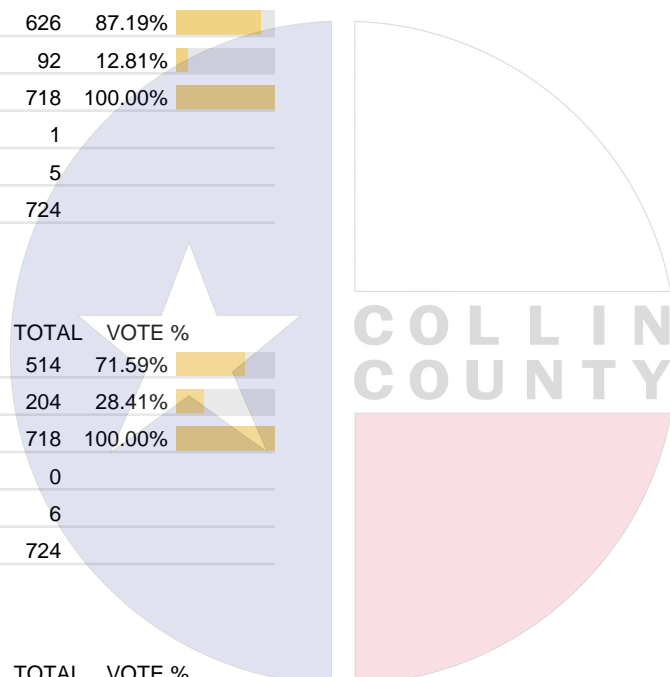
Vote For 1

	TOTAL	VOTE %	
For	498	69.75%	
Against	216	30.25%	
Total Votes Cast	714	100.00%	
Overvotes	1		
Undervotes	9		
Contest Totals	724		

**Proposition 10 – State of Texas**

Vote For 1

	TOTAL	VOTE %	
For	659	91.91%	
Against	58	8.09%	
Total Votes Cast	717	100.00%	
Overvotes	0		
Undervotes	7		
Contest Totals	724		



Collin County Seal  
 Watermark Seal for Collin County.  
 Collin County Government

## PCT 231

### Proposition 11 – State of Texas

Vote For 1

	TOTAL	VOTE %	
For	532	74.20%	
Against	185	25.80%	
Total Votes Cast	717	100.00%	
Overvotes	0		
Undervotes	7		
Contest Totals	724		

### Proposition 12 – State of Texas

Vote For 1

	TOTAL	VOTE %	
For	433	60.81%	
Against	279	39.19%	
Total Votes Cast	712	100.00%	
Overvotes	0		
Undervotes	12		
Contest Totals	724		

### Proposition 13 – State of Texas

Vote For 1

	TOTAL	VOTE %	
For	603	84.22%	
Against	113	15.78%	
Total Votes Cast	716	100.00%	
Overvotes	1		
Undervotes	7		
Contest Totals	724		

### Proposition 14 – State of Texas

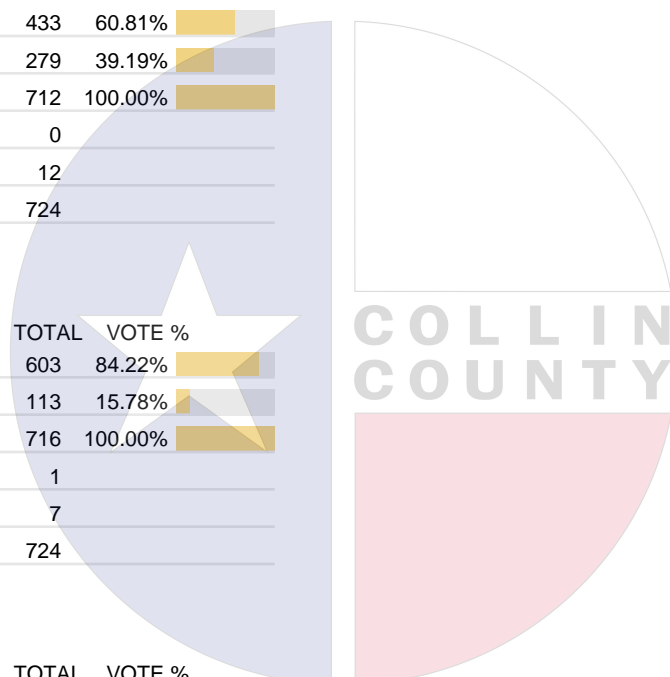
Vote For 1

	TOTAL	VOTE %	
For	463	64.31%	
Against	257	35.69%	
Total Votes Cast	720	100.00%	
Overvotes	0		
Undervotes	4		
Contest Totals	724		

### Proposition 15 – State of Texas

Vote For 1

	TOTAL	VOTE %	
For	505	70.53%	
Against	211	29.47%	
Total Votes Cast	716	100.00%	
Overvotes	0		
Undervotes	8		
Contest Totals	724		



Collin County Seal  
 Watermark Seal for Collin County.  
 Collin County Government

## PCT 231

### Proposition 16 – State of Texas

Vote For 1

	TOTAL	VOTE %	
For	496	69.08%	
Against	222	30.92%	
Total Votes Cast	718	100.00%	
Overvotes	0		
Undervotes	6		
Contest Totals	724		

### Proposition 17 – State of Texas

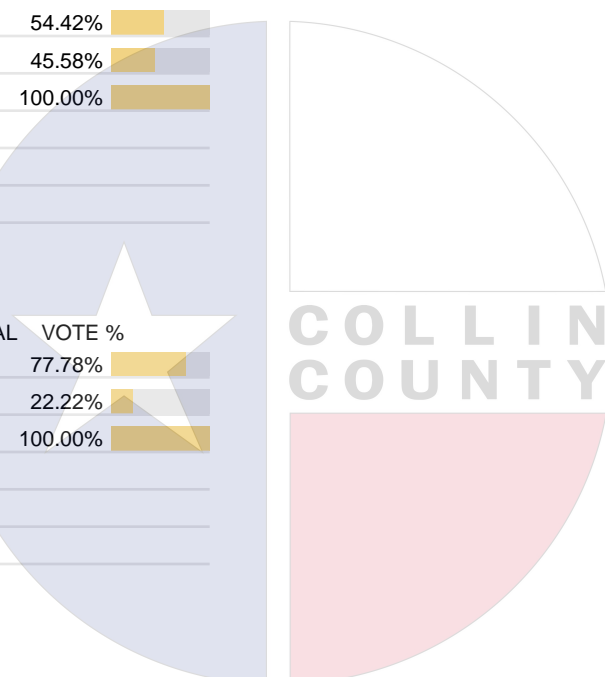
Vote For 1

	TOTAL	VOTE %	
For	388	54.42%	
Against	325	45.58%	
Total Votes Cast	713	100.00%	
Overvotes	0		
Undervotes	11		
Contest Totals	724		

### Proposition – Collin County ESD, No. 1

Vote For 1

	TOTAL	VOTE %	
For	7	77.78%	
Against	2	22.22%	
Total Votes Cast	9	100.00%	
Overvotes	0		
Undervotes	0		
Contest Totals	9		



Collin County Seal  
 Watermark Seal for Collin County.  
 Collin County Government

**PCT 232**

**Proposition 1 – State of Texas**

Vote For 1

	TOTAL	VOTE %	
For	451	70.14%	
Against	192	29.86%	
Total Votes Cast	643	100.00%	
Overvotes	0		
Undervotes	4		
Contest Totals	647		

**Proposition 2 – State of Texas**

Vote For 1

	TOTAL	VOTE %	
For	422	65.43%	
Against	223	34.57%	
Total Votes Cast	645	100.00%	
Overvotes	0		
Undervotes	2		
Contest Totals	647		

**Proposition 3 – State of Texas**

Vote For 1

	TOTAL	VOTE %	
For	371	57.79%	
Against	271	42.21%	
Total Votes Cast	642	100.00%	
Overvotes	1		
Undervotes	4		
Contest Totals	647		

**Proposition 4 – State of Texas**

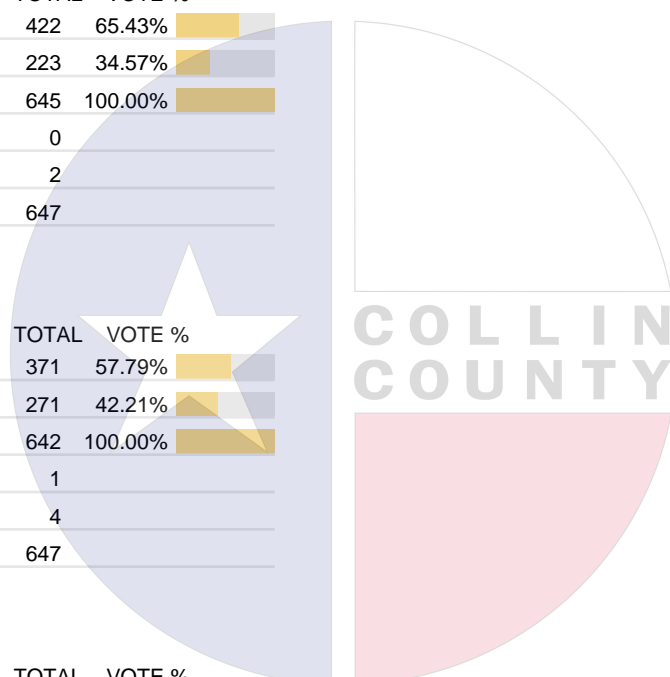
Vote For 1

	TOTAL	VOTE %	
For	452	70.40%	
Against	190	29.60%	
Total Votes Cast	642	100.00%	
Overvotes	1		
Undervotes	4		
Contest Totals	647		

**Proposition 5 – State of Texas**

Vote For 1

	TOTAL	VOTE %	
For	442	69.17%	
Against	197	30.83%	
Total Votes Cast	639	100.00%	
Overvotes	1		
Undervotes	7		
Contest Totals	647		



Collin County Seal  
 Watermark Seal for Collin County.  
 Collin County Government

## PCT 232

### Proposition 6 – State of Texas

Vote For 1

	TOTAL	VOTE %	
For	366	57.46%	
Against	271	42.54%	
Total Votes Cast	637	100.00%	
Overvotes	0		
Undervotes	10		
Contest Totals	647		

### Proposition 7 – State of Texas

Vote For 1

	TOTAL	VOTE %	
For	579	90.05%	
Against	64	9.95%	
Total Votes Cast	643	100.00%	
Overvotes	0		
Undervotes	4		
Contest Totals	647		

### Proposition 8 – State of Texas

Vote For 1

	TOTAL	VOTE %	
For	473	73.33%	
Against	172	26.67%	
Total Votes Cast	645	100.00%	
Overvotes	1		
Undervotes	1		
Contest Totals	647		

### Proposition 9 – State of Texas

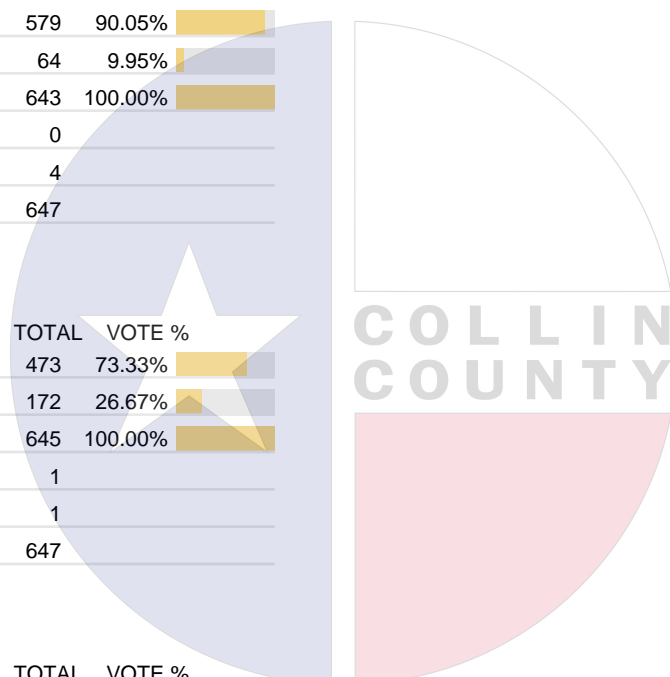
Vote For 1

	TOTAL	VOTE %	
For	443	69.11%	
Against	198	30.89%	
Total Votes Cast	641	100.00%	
Overvotes	0		
Undervotes	6		
Contest Totals	647		

### Proposition 10 – State of Texas

Vote For 1

	TOTAL	VOTE %	
For	575	89.70%	
Against	66	10.30%	
Total Votes Cast	641	100.00%	
Overvotes	1		
Undervotes	5		
Contest Totals	647		



Collin County Seal  
 Watermark Seal for Collin County.  
 Collin County Government

## PCT 232

### Proposition 11 – State of Texas

Vote For 1

	TOTAL	VOTE %	
For	529	82.02%	
Against	116	17.98%	
Total Votes Cast	645	100.00%	
Overvotes	0		
Undervotes	2		
Contest Totals	647		

### Proposition 12 – State of Texas

Vote For 1

	TOTAL	VOTE %	
For	373	58.28%	
Against	267	41.72%	
Total Votes Cast	640	100.00%	
Overvotes	0		
Undervotes	7		
Contest Totals	647		

### Proposition 13 – State of Texas

Vote For 1

	TOTAL	VOTE %	
For	552	85.45%	
Against	94	14.55%	
Total Votes Cast	646	100.00%	
Overvotes	1		
Undervotes	0		
Contest Totals	647		

### Proposition 14 – State of Texas

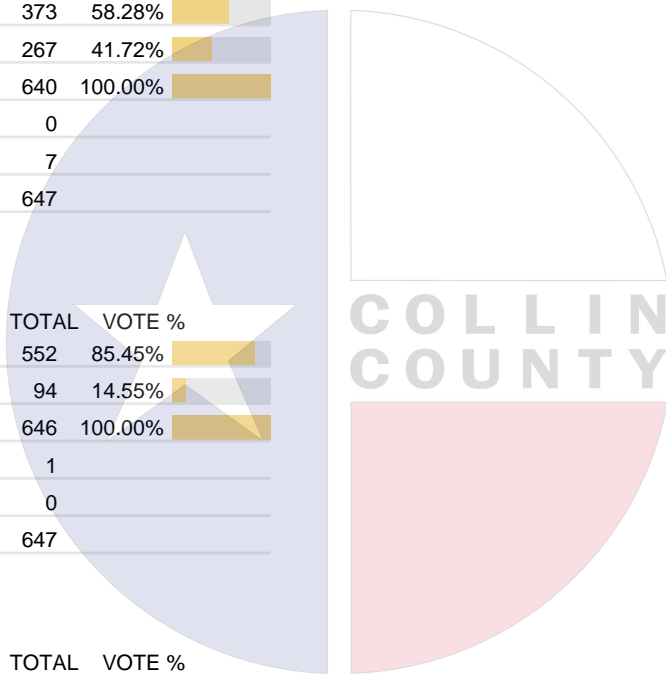
Vote For 1

	TOTAL	VOTE %	
For	446	69.36%	
Against	197	30.64%	
Total Votes Cast	643	100.00%	
Overvotes	0		
Undervotes	4		
Contest Totals	647		

### Proposition 15 – State of Texas

Vote For 1

	TOTAL	VOTE %	
For	444	68.73%	
Against	202	31.27%	
Total Votes Cast	646	100.00%	
Overvotes	0		
Undervotes	1		
Contest Totals	647		



Collin County Seal  
 Watermark Seal for Collin County.  
 Collin County Government

## PCT 232

### Proposition 16 – State of Texas

Vote For 1

	TOTAL	VOTE %	
For	446	69.04%	
Against	200	30.96%	
Total Votes Cast	646	100.00%	
Overvotes	0		
Undervotes	1		
Contest Totals	647		

### Proposition 17 – State of Texas

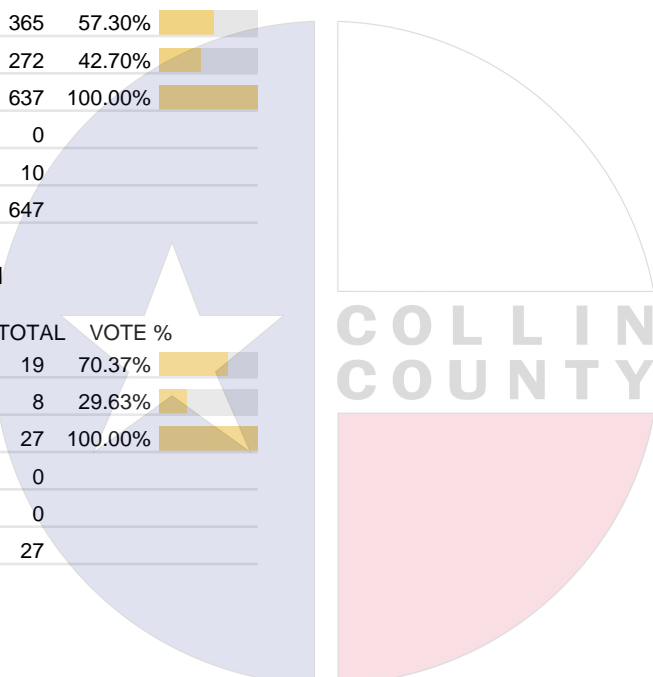
Vote For 1

	TOTAL	VOTE %	
For	365	57.30%	
Against	272	42.70%	
Total Votes Cast	637	100.00%	
Overvotes	0		
Undervotes	10		
Contest Totals	647		

### Proposition – Collin County ESD, No. 1

Vote For 1

	TOTAL	VOTE %	
For	19	70.37%	
Against	8	29.63%	
Total Votes Cast	27	100.00%	
Overvotes	0		
Undervotes	0		
Contest Totals	27		



Collin County Seal  
 Watermark Seal for Collin County.  
 Collin County Government

## PCT 233

### Proposition 1 – State of Texas

Vote For 1

	TOTAL	VOTE %	
For	239	70.50%	
Against	100	29.50%	
Total Votes Cast	339	100.00%	
Overvotes	0		
Undervotes	2		
Contest Totals	341		

### Proposition 2 – State of Texas

Vote For 1

	TOTAL	VOTE %	
For	229	67.95%	
Against	108	32.05%	
Total Votes Cast	337	100.00%	
Overvotes	0		
Undervotes	4		
Contest Totals	341		

### Proposition 3 – State of Texas

Vote For 1

	TOTAL	VOTE %	
For	210	61.95%	
Against	129	38.05%	
Total Votes Cast	339	100.00%	
Overvotes	1		
Undervotes	1		
Contest Totals	341		

### Proposition 4 – State of Texas

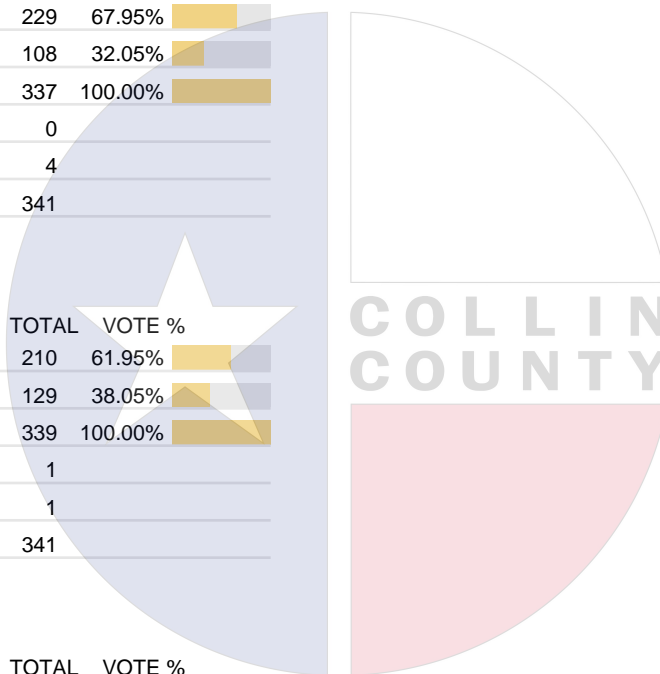
Vote For 1

	TOTAL	VOTE %	
For	237	70.75%	
Against	98	29.25%	
Total Votes Cast	335	100.00%	
Overvotes	1		
Undervotes	5		
Contest Totals	341		

### Proposition 5 – State of Texas

Vote For 1

	TOTAL	VOTE %	
For	230	68.45%	
Against	106	31.55%	
Total Votes Cast	336	100.00%	
Overvotes	0		
Undervotes	5		
Contest Totals	341		



Collin County Seal  
 Watermark Seal for Collin County.  
 Collin County Government

## PCT 233

### Proposition 6 – State of Texas

Vote For 1

	TOTAL	VOTE %	
For	179	53.59%	
Against	155	46.41%	
Total Votes Cast	334	100.00%	
Overvotes	0		
Undervotes	7		
Contest Totals	341		

### Proposition 7 – State of Texas

Vote For 1

	TOTAL	VOTE %	
For	301	89.05%	
Against	37	10.95%	
Total Votes Cast	338	100.00%	
Overvotes	0		
Undervotes	3		
Contest Totals	341		

### Proposition 8 – State of Texas

Vote For 1

	TOTAL	VOTE %	
For	253	74.85%	
Against	85	25.15%	
Total Votes Cast	338	100.00%	
Overvotes	1		
Undervotes	2		
Contest Totals	341		

### Proposition 9 – State of Texas

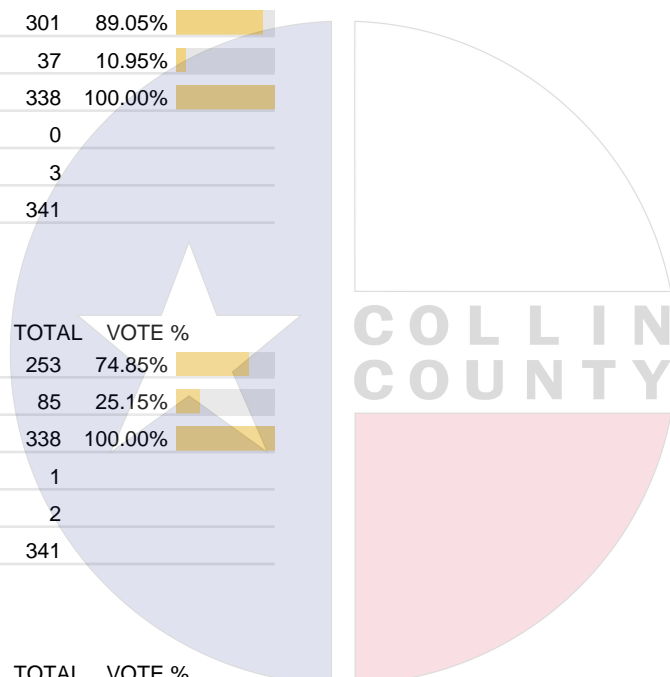
Vote For 1

	TOTAL	VOTE %	
For	247	73.08%	
Against	91	26.92%	
Total Votes Cast	338	100.00%	
Overvotes	0		
Undervotes	3		
Contest Totals	341		

### Proposition 10 – State of Texas

Vote For 1

	TOTAL	VOTE %	
For	319	93.82%	
Against	21	6.18%	
Total Votes Cast	340	100.00%	
Overvotes	0		
Undervotes	1		
Contest Totals	341		



Collin County Seal  
 Watermark Seal for Collin County.  
 Collin County Government

### PCT 233

#### Proposition 11 – State of Texas

Vote For 1

	TOTAL	VOTE %	
For	274	80.59%	
Against	66	19.41%	
Total Votes Cast	340	100.00%	
Overvotes	0		
Undervotes	1		
Contest Totals	341		

#### Proposition 12 – State of Texas

Vote For 1

	TOTAL	VOTE %	
For	222	66.07%	
Against	114	33.93%	
Total Votes Cast	336	100.00%	
Overvotes	0		
Undervotes	5		
Contest Totals	341		

#### Proposition 13 – State of Texas

Vote For 1

	TOTAL	VOTE %	
For	289	85.50%	
Against	49	14.50%	
Total Votes Cast	338	100.00%	
Overvotes	0		
Undervotes	3		
Contest Totals	341		

#### Proposition 14 – State of Texas

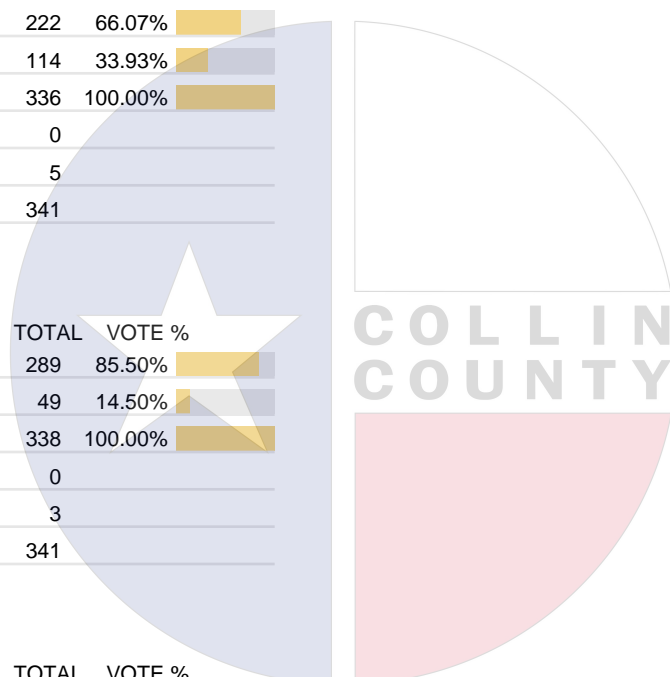
Vote For 1

	TOTAL	VOTE %	
For	239	71.34%	
Against	96	28.66%	
Total Votes Cast	335	100.00%	
Overvotes	2		
Undervotes	4		
Contest Totals	341		

#### Proposition 15 – State of Texas

Vote For 1

	TOTAL	VOTE %	
For	248	73.16%	
Against	91	26.84%	
Total Votes Cast	339	100.00%	
Overvotes	0		
Undervotes	2		
Contest Totals	341		



Collin County Seal  
 Watermark Seal for Collin County.  
 Collin County Government

## PCT 233

### Proposition 16 – State of Texas

Vote For 1

	TOTAL	VOTE %	
For	246	72.35%	
Against	94	27.65%	
Total Votes Cast	340	100.00%	
Overvotes	0		
Undervotes	1		
Contest Totals	341		

### Proposition 17 – State of Texas

Vote For 1

	TOTAL	VOTE %	
For	212	63.28%	
Against	123	36.72%	
Total Votes Cast	335	100.00%	
Overvotes	0		
Undervotes	6		
Contest Totals	341		

### Proposition – Collin County ESD, No. 1

Vote For 1

	TOTAL	VOTE %	
For	95	78.51%	
Against	26	21.49%	
Total Votes Cast	121	100.00%	
Overvotes	0		
Undervotes	2		
Contest Totals	123		

### Mayor – City of Lavon

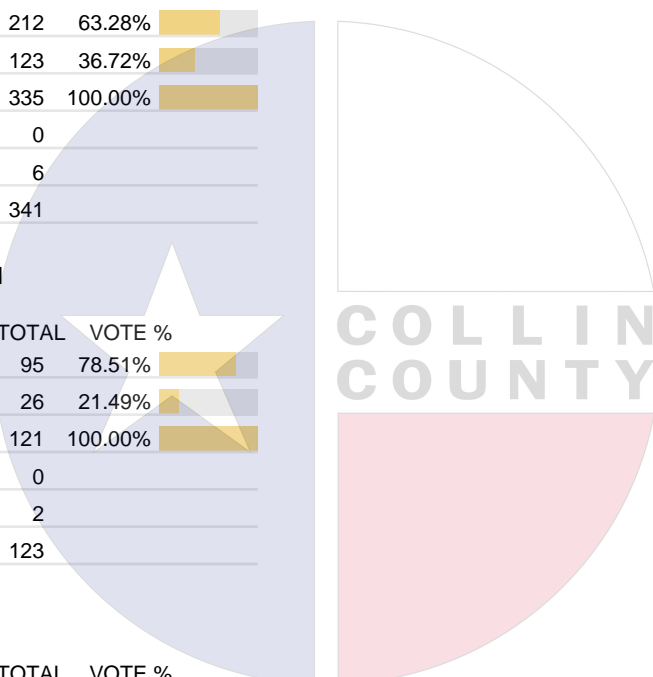
Vote For 1

	TOTAL	VOTE %	
Vicki L Sanson	0		
Joshua Murray	0		
Total Votes Cast	0		
Overvotes	0		
Undervotes	0		
Contest Totals	0		

### City Council, Place 2 – City of Lavon

Vote For 1

	TOTAL	VOTE %	
Mike Cook	0		
Total Votes Cast	0		
Overvotes	0		
Undervotes	0		
Contest Totals	0		



Collin County Seal  
 Watermark Seal for Collin County,  
 Collin County Government


## PCT 233

---

### City Council, Place 4 – City of Lavon

Vote For 1

	TOTAL	VOTE %
Ted Dill	0	
Rachel K Dumas	0	
Total Votes Cast	0	
Overvotes	0	
Undervotes	0	
Contest Totals	0	



Collin County Seal  
Watermark Seal for Collin County.  
Collin County Government

## PCT 234

### Proposition 1 – State of Texas

Vote For 1

	TOTAL	VOTE %	
For	309	70.71%	
Against	128	29.29%	
Total Votes Cast	437	100.00%	
Overvotes	0		
Undervotes	3		
Contest Totals	440		

### Proposition 2 – State of Texas

Vote For 1

	TOTAL	VOTE %	
For	310	70.62%	
Against	129	29.38%	
Total Votes Cast	439	100.00%	
Overvotes	0		
Undervotes	1		
Contest Totals	440		

### Proposition 3 – State of Texas

Vote For 1

	TOTAL	VOTE %	
For	239	54.82%	
Against	197	45.18%	
Total Votes Cast	436	100.00%	
Overvotes	0		
Undervotes	4		
Contest Totals	440		

### Proposition 4 – State of Texas

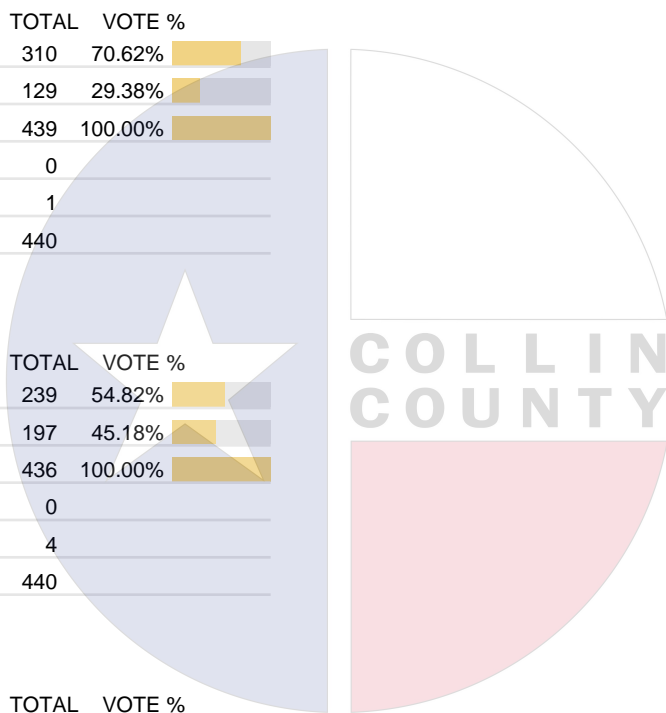
Vote For 1

	TOTAL	VOTE %	
For	352	80.73%	
Against	84	19.27%	
Total Votes Cast	436	100.00%	
Overvotes	0		
Undervotes	4		
Contest Totals	440		

### Proposition 5 – State of Texas

Vote For 1

	TOTAL	VOTE %	
For	289	67.52%	
Against	139	32.48%	
Total Votes Cast	428	100.00%	
Overvotes	0		
Undervotes	12		
Contest Totals	440		



Collin County Seal  
 Watermark Seal for Collin County.  
 Collin County Government

## PCT 234

### Proposition 6 – State of Texas

Vote For 1

	TOTAL	VOTE %	
For	235	54.40%	
Against	197	45.60%	
Total Votes Cast	432	100.00%	
Overvotes	0		
Undervotes	8		
Contest Totals	440		

### Proposition 7 – State of Texas

Vote For 1

	TOTAL	VOTE %	
For	377	86.27%	
Against	60	13.73%	
Total Votes Cast	437	100.00%	
Overvotes	0		
Undervotes	3		
Contest Totals	440		

### Proposition 8 – State of Texas

Vote For 1

	TOTAL	VOTE %	
For	335	76.48%	
Against	103	23.52%	
Total Votes Cast	438	100.00%	
Overvotes	0		
Undervotes	2		
Contest Totals	440		

### Proposition 9 – State of Texas

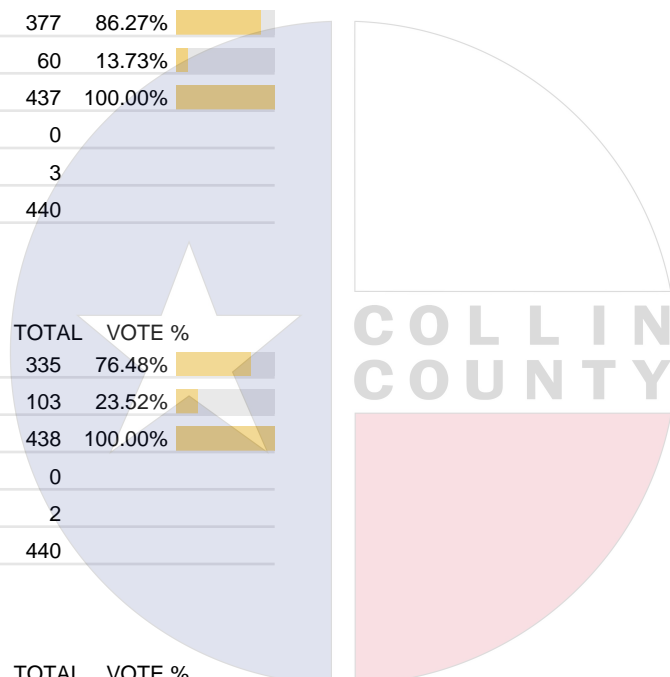
Vote For 1

	TOTAL	VOTE %	
For	301	70.16%	
Against	128	29.84%	
Total Votes Cast	429	100.00%	
Overvotes	1		
Undervotes	10		
Contest Totals	440		

### Proposition 10 – State of Texas

Vote For 1

	TOTAL	VOTE %	
For	406	92.48%	
Against	33	7.52%	
Total Votes Cast	439	100.00%	
Overvotes	0		
Undervotes	1		
Contest Totals	440		



Collin County Seal  
 Watermark Seal for Collin County.  
 Collin County Government

## PCT 234

### Proposition 11 – State of Texas

Vote For 1

	TOTAL	VOTE %	
For	360	81.82%	
Against	80	18.18%	
Total Votes Cast	440	100.00%	
Overvotes	0		
Undervotes	0		
Contest Totals	440		

### Proposition 12 – State of Texas

Vote For 1

	TOTAL	VOTE %	
For	249	57.24%	
Against	186	42.76%	
Total Votes Cast	435	100.00%	
Overvotes	0		
Undervotes	5		
Contest Totals	440		

### Proposition 13 – State of Texas

Vote For 1

	TOTAL	VOTE %	
For	392	89.29%	
Against	47	10.71%	
Total Votes Cast	439	100.00%	
Overvotes	0		
Undervotes	1		
Contest Totals	440		

### Proposition 14 – State of Texas

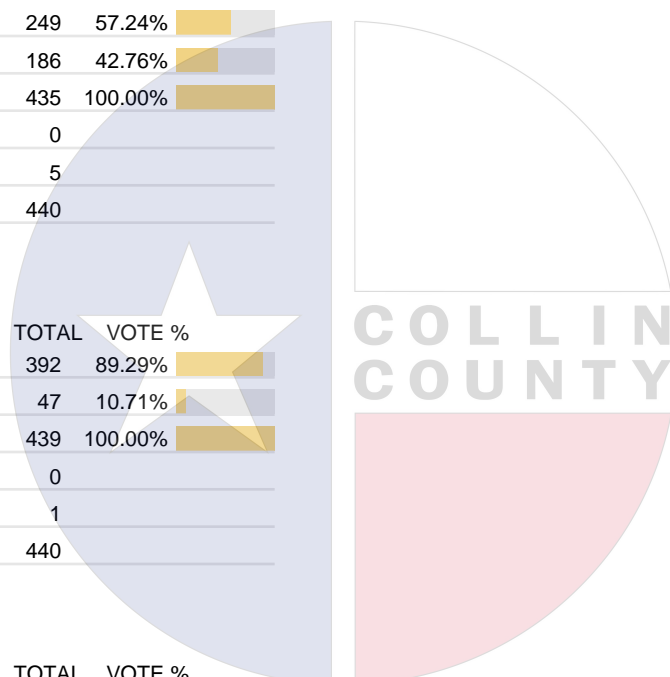
Vote For 1

	TOTAL	VOTE %	
For	316	71.82%	
Against	124	28.18%	
Total Votes Cast	440	100.00%	
Overvotes	0		
Undervotes	0		
Contest Totals	440		

### Proposition 15 – State of Texas

Vote For 1

	TOTAL	VOTE %	
For	285	65.37%	
Against	151	34.63%	
Total Votes Cast	436	100.00%	
Overvotes	0		
Undervotes	4		
Contest Totals	440		



Collin County Seal  
 Watermark Seal for Collin County.  
 Collin County Government

## PCT 234

### Proposition 16 – State of Texas

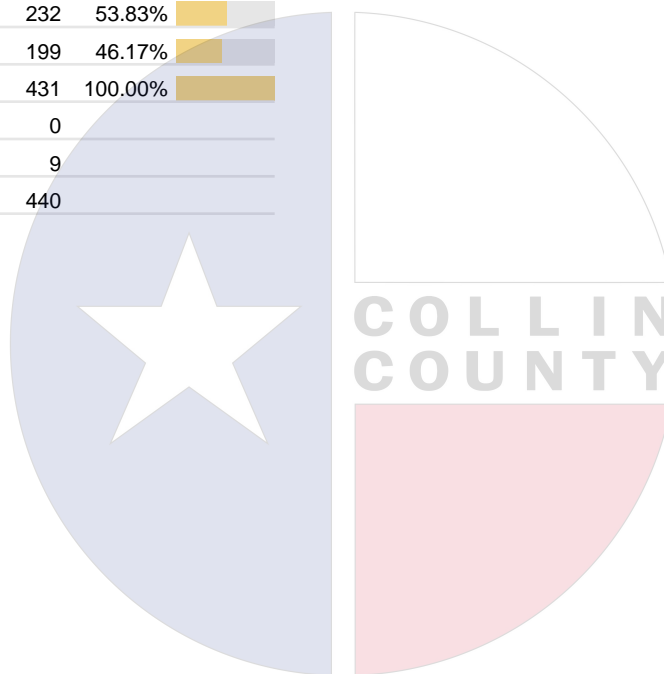
Vote For 1

	TOTAL	VOTE %	
For	302	69.27%	
Against	134	30.73%	
Total Votes Cast	436	100.00%	
Overvotes	0		
Undervotes	4		
Contest Totals	440		

### Proposition 17 – State of Texas

Vote For 1

	TOTAL	VOTE %	
For	232	53.83%	
Against	199	46.17%	
Total Votes Cast	431	100.00%	
Overvotes	0		
Undervotes	9		
Contest Totals	440		



Collin County Seal  
 Watermark Seal for Collin County.  
 Collin County Government

## PCT 235

### Proposition 1 – State of Texas

Vote For 1

	TOTAL	VOTE %	
For	173	75.55%	
Against	56	24.45%	
Total Votes Cast	229	100.00%	
Overvotes	0		
Undervotes	1		
Contest Totals	230		

### Proposition 2 – State of Texas

Vote For 1

	TOTAL	VOTE %	
For	151	66.23%	
Against	77	33.77%	
Total Votes Cast	228	100.00%	
Overvotes	0		
Undervotes	2		
Contest Totals	230		

### Proposition 3 – State of Texas

Vote For 1

	TOTAL	VOTE %	
For	127	55.46%	
Against	102	44.54%	
Total Votes Cast	229	100.00%	
Overvotes	0		
Undervotes	1		
Contest Totals	230		

### Proposition 4 – State of Texas

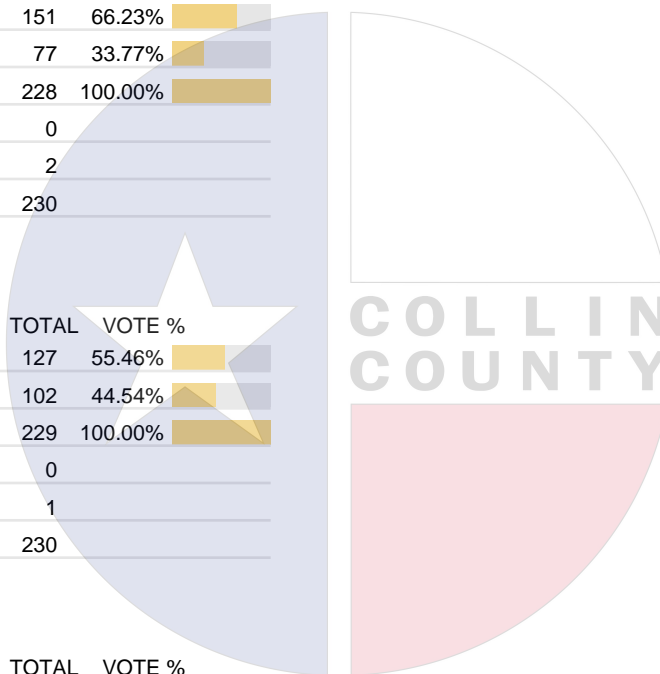
Vote For 1

	TOTAL	VOTE %	
For	172	75.44%	
Against	56	24.56%	
Total Votes Cast	228	100.00%	
Overvotes	0		
Undervotes	2		
Contest Totals	230		

### Proposition 5 – State of Texas

Vote For 1

	TOTAL	VOTE %	
For	161	71.88%	
Against	63	28.12%	
Total Votes Cast	224	100.00%	
Overvotes	0		
Undervotes	6		
Contest Totals	230		



Collin County Seal  
 Watermark Seal for Collin County,  
 Collin County Government

## PCT 235

### Proposition 6 – State of Texas

Vote For 1

	TOTAL	VOTE %	
For	120	53.33%	
Against	105	46.67%	
Total Votes Cast	225	100.00%	
Overvotes	0		
Undervotes	5		
Contest Totals	230		

### Proposition 7 – State of Texas

Vote For 1

	TOTAL	VOTE %	
For	203	89.43%	
Against	24	10.57%	
Total Votes Cast	227	100.00%	
Overvotes	0		
Undervotes	3		
Contest Totals	230		

### Proposition 8 – State of Texas

Vote For 1

	TOTAL	VOTE %	
For	153	67.70%	
Against	73	32.30%	
Total Votes Cast	226	100.00%	
Overvotes	0		
Undervotes	4		
Contest Totals	230		

### Proposition 9 – State of Texas

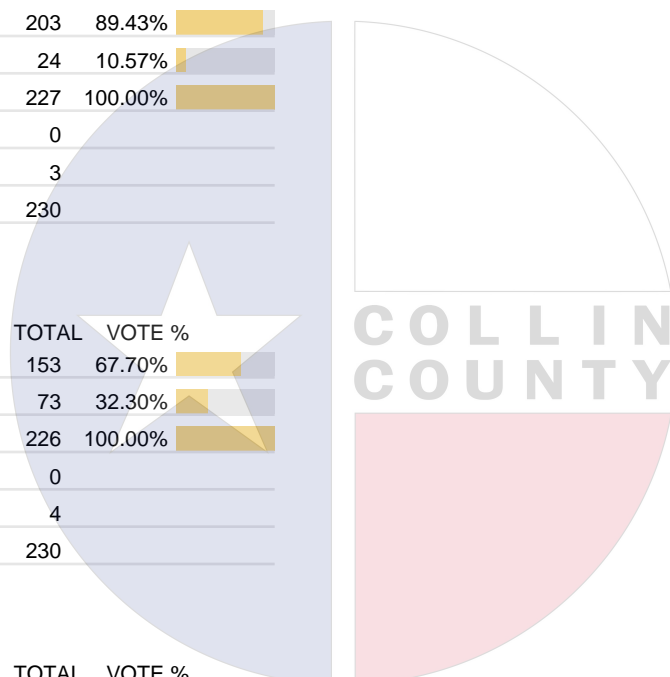
Vote For 1

	TOTAL	VOTE %	
For	150	67.26%	
Against	73	32.74%	
Total Votes Cast	223	100.00%	
Overvotes	0		
Undervotes	7		
Contest Totals	230		

### Proposition 10 – State of Texas

Vote For 1

	TOTAL	VOTE %	
For	207	91.59%	
Against	19	8.41%	
Total Votes Cast	226	100.00%	
Overvotes	0		
Undervotes	4		
Contest Totals	230		



Collin County Seal  
 Watermark Seal for Collin County.  
 Collin County Government

## PCT 235

### Proposition 11 – State of Texas

Vote For 1

	TOTAL	VOTE %	
For	187	82.38%	
Against	40	17.62%	
Total Votes Cast	227	100.00%	
Overvotes	0		
Undervotes	3		
Contest Totals	230		

### Proposition 12 – State of Texas

Vote For 1

	TOTAL	VOTE %	
For	123	54.91%	
Against	101	45.09%	
Total Votes Cast	224	100.00%	
Overvotes	0		
Undervotes	6		
Contest Totals	230		

### Proposition 13 – State of Texas

Vote For 1

	TOTAL	VOTE %	
For	191	84.14%	
Against	36	15.86%	
Total Votes Cast	227	100.00%	
Overvotes	0		
Undervotes	3		
Contest Totals	230		

### Proposition 14 – State of Texas

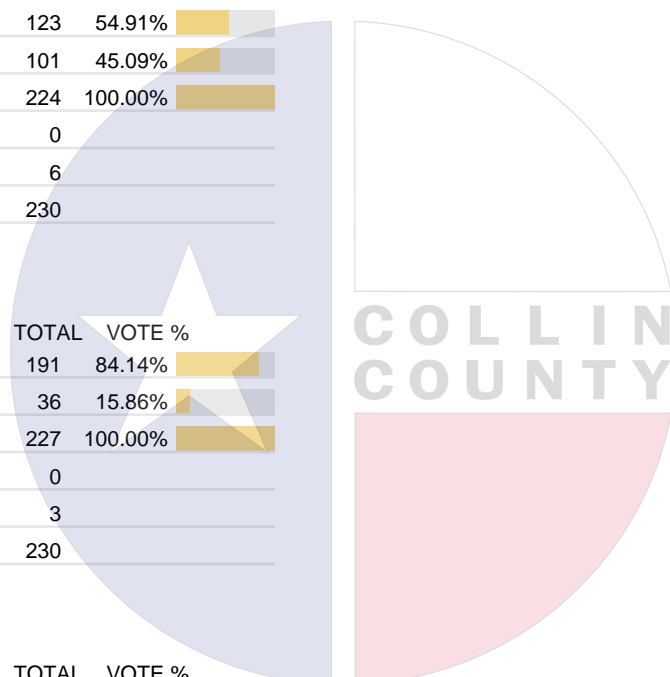
Vote For 1

	TOTAL	VOTE %	
For	159	70.04%	
Against	68	29.96%	
Total Votes Cast	227	100.00%	
Overvotes	0		
Undervotes	3		
Contest Totals	230		

### Proposition 15 – State of Texas

Vote For 1

	TOTAL	VOTE %	
For	145	63.04%	
Against	85	36.96%	
Total Votes Cast	230	100.00%	
Overvotes	0		
Undervotes	0		
Contest Totals	230		



Collin County Seal  
 Watermark Seal for Collin County.  
 Collin County Government

## PCT 235

### Proposition 16 – State of Texas

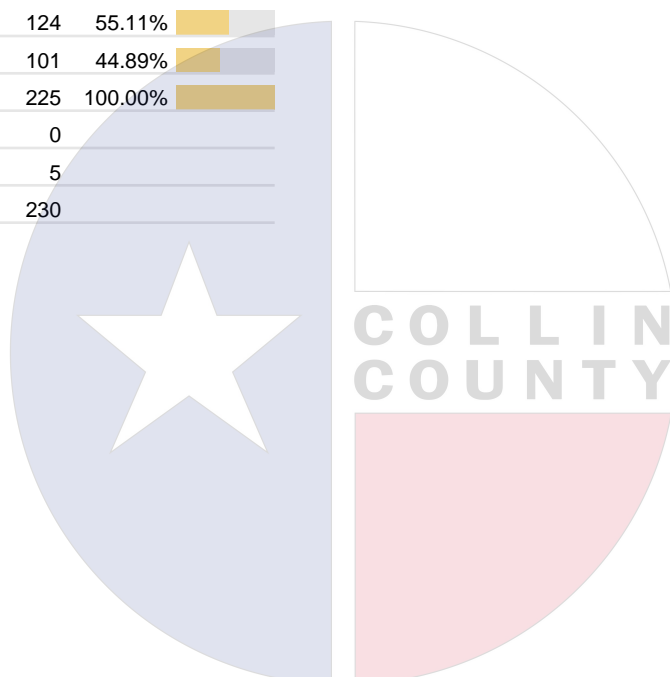
Vote For 1

	TOTAL	VOTE %	
For	156	68.12%	
Against	73	31.88%	
Total Votes Cast	229	100.00%	
Overvotes	0		
Undervotes	1		
Contest Totals	230		

### Proposition 17 – State of Texas

Vote For 1

	TOTAL	VOTE %	
For	124	55.11%	
Against	101	44.89%	
Total Votes Cast	225	100.00%	
Overvotes	0		
Undervotes	5		
Contest Totals	230		



Collin County Seal  
 Watermark Seal for Collin County.  
 Collin County Government

## PCT 236

### Proposition 1 – State of Texas

Vote For 1

	TOTAL	VOTE %	
For	371	70.67%	
Against	154	29.33%	
Total Votes Cast	525	100.00%	
Overvotes	0		
Undervotes	5		
Contest Totals	530		

### Proposition 2 – State of Texas

Vote For 1

	TOTAL	VOTE %	
For	411	77.69%	
Against	118	22.31%	
Total Votes Cast	529	100.00%	
Overvotes	0		
Undervotes	1		
Contest Totals	530		

### Proposition 3 – State of Texas

Vote For 1

	TOTAL	VOTE %	
For	322	61.22%	
Against	204	38.78%	
Total Votes Cast	526	100.00%	
Overvotes	1		
Undervotes	3		
Contest Totals	530		

### Proposition 4 – State of Texas

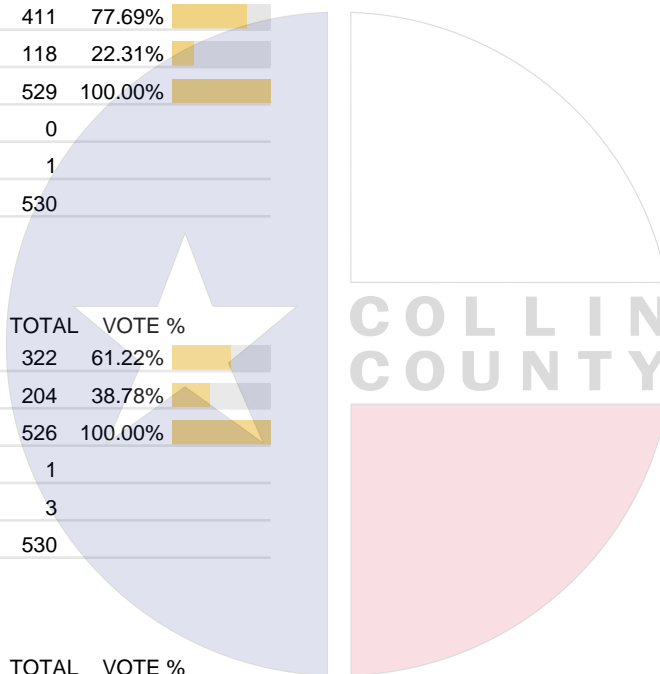
Vote For 1

	TOTAL	VOTE %	
For	388	73.90%	
Against	137	26.10%	
Total Votes Cast	525	100.00%	
Overvotes	0		
Undervotes	5		
Contest Totals	530		

### Proposition 5 – State of Texas

Vote For 1

	TOTAL	VOTE %	
For	390	74.43%	
Against	134	25.57%	
Total Votes Cast	524	100.00%	
Overvotes	0		
Undervotes	6		
Contest Totals	530		



Collin County Seal  
 Watermark Seal for Collin County.  
 Collin County Government

**PCT 236**

**Proposition 6 – State of Texas**

Vote For 1

	TOTAL	VOTE %	
For	338	65.38%	
Against	179	34.62%	
Total Votes Cast	517	100.00%	
Overvotes	0		
Undervotes	13		
Contest Totals	530		

**Proposition 7 – State of Texas**

Vote For 1

	TOTAL	VOTE %	
For	460	87.95%	
Against	63	12.05%	
Total Votes Cast	523	100.00%	
Overvotes	0		
Undervotes	7		
Contest Totals	530		

**Proposition 8 – State of Texas**

Vote For 1

	TOTAL	VOTE %	
For	428	81.21%	
Against	99	18.79%	
Total Votes Cast	527	100.00%	
Overvotes	1		
Undervotes	2		
Contest Totals	530		

**Proposition 9 – State of Texas**

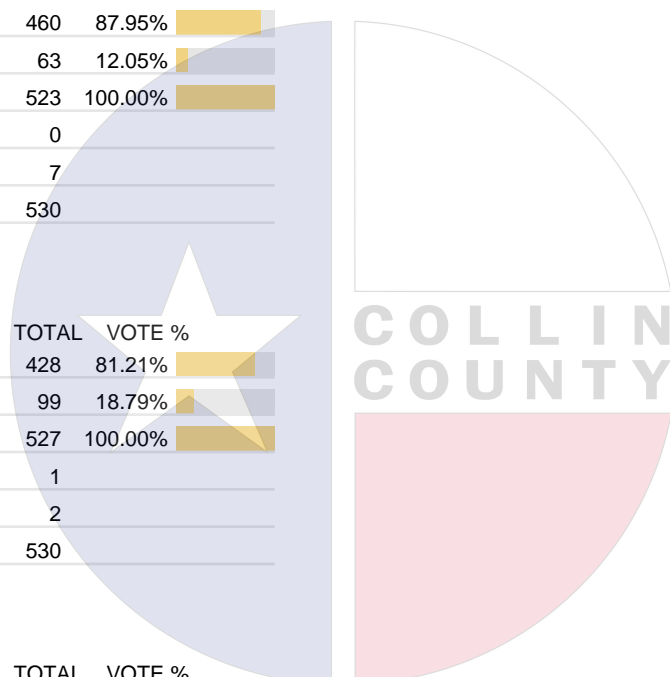
Vote For 1

	TOTAL	VOTE %	
For	398	76.25%	
Against	124	23.75%	
Total Votes Cast	522	100.00%	
Overvotes	0		
Undervotes	8		
Contest Totals	530		

**Proposition 10 – State of Texas**

Vote For 1

	TOTAL	VOTE %	
For	468	89.83%	
Against	53	10.17%	
Total Votes Cast	521	100.00%	
Overvotes	1		
Undervotes	8		
Contest Totals	530		



Collin County Seal  
 Watermark Seal for Collin County.  
 Collin County Government

## PCT 236

### Proposition 11 – State of Texas

Vote For 1

	TOTAL	VOTE %	
For	415	79.20%	
Against	109	20.80%	
Total Votes Cast	524	100.00%	
Overvotes	0		
Undervotes	6		
Contest Totals	530		

### Proposition 12 – State of Texas

Vote For 1

	TOTAL	VOTE %	
For	333	64.16%	
Against	186	35.84%	
Total Votes Cast	519	100.00%	
Overvotes	0		
Undervotes	11		
Contest Totals	530		

### Proposition 13 – State of Texas

Vote For 1

	TOTAL	VOTE %	
For	463	88.19%	
Against	62	11.81%	
Total Votes Cast	525	100.00%	
Overvotes	0		
Undervotes	5		
Contest Totals	530		

### Proposition 14 – State of Texas

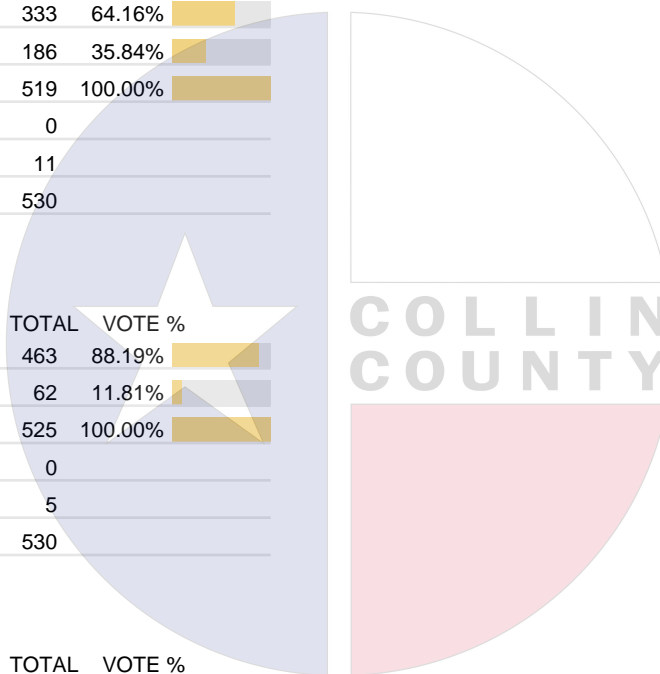
Vote For 1

	TOTAL	VOTE %	
For	341	64.95%	
Against	184	35.05%	
Total Votes Cast	525	100.00%	
Overvotes	0		
Undervotes	5		
Contest Totals	530		

### Proposition 15 – State of Texas

Vote For 1

	TOTAL	VOTE %	
For	375	71.29%	
Against	151	28.71%	
Total Votes Cast	526	100.00%	
Overvotes	0		
Undervotes	4		
Contest Totals	530		



Collin County Seal  
 Watermark Seal for Collin County.  
 Collin County Government

## PCT 236

### Proposition 16 – State of Texas

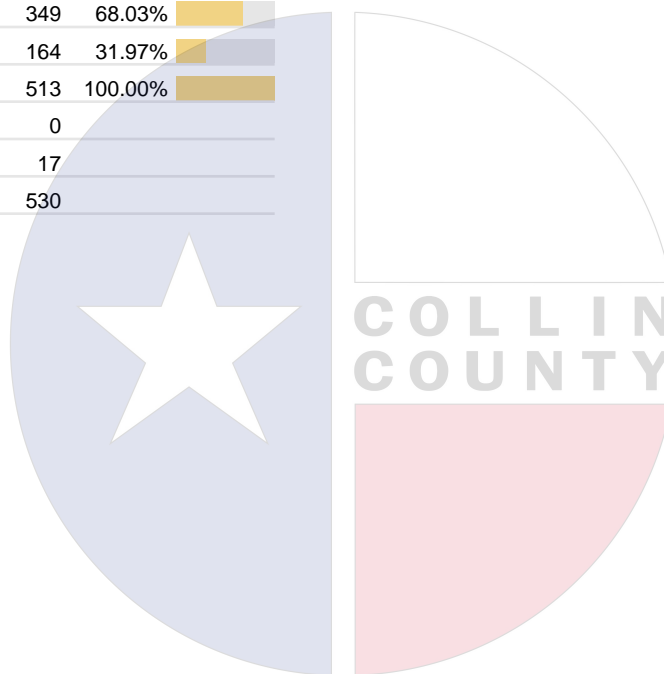
Vote For 1

	TOTAL	VOTE %	
For	396	75.00%	
Against	132	25.00%	
Total Votes Cast	528	100.00%	
Overvotes	0		
Undervotes	2		
Contest Totals	530		

### Proposition 17 – State of Texas

Vote For 1

	TOTAL	VOTE %	
For	349	68.03%	
Against	164	31.97%	
Total Votes Cast	513	100.00%	
Overvotes	0		
Undervotes	17		
Contest Totals	530		



Collin County Seal  
 Watermark Seal for Collin County.  
 Collin County Government

## PCT 237

### Proposition 1 – State of Texas

Vote For 1

	TOTAL	VOTE %	
For	202	72.40%	
Against	77	27.60%	
Total Votes Cast	279	100.00%	
Overvotes	0		
Undervotes	1		
Contest Totals	280		

### Proposition 2 – State of Texas

Vote For 1

	TOTAL	VOTE %	
For	173	62.23%	
Against	105	37.77%	
Total Votes Cast	278	100.00%	
Overvotes	0		
Undervotes	2		
Contest Totals	280		

### Proposition 3 – State of Texas

Vote For 1

	TOTAL	VOTE %	
For	166	59.50%	
Against	113	40.50%	
Total Votes Cast	279	100.00%	
Overvotes	0		
Undervotes	1		
Contest Totals	280		

### Proposition 4 – State of Texas

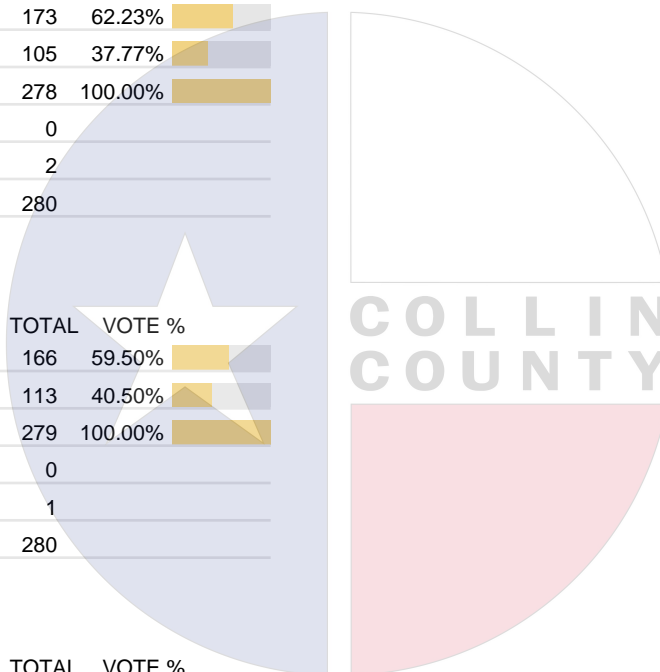
Vote For 1

	TOTAL	VOTE %	
For	211	76.73%	
Against	64	23.27%	
Total Votes Cast	275	100.00%	
Overvotes	0		
Undervotes	5		
Contest Totals	280		

### Proposition 5 – State of Texas

Vote For 1

	TOTAL	VOTE %	
For	187	67.27%	
Against	91	32.73%	
Total Votes Cast	278	100.00%	
Overvotes	0		
Undervotes	2		
Contest Totals	280		



Collin County Seal  
 Watermark Seal for Collin County.  
 Collin County Government

## PCT 237

### Proposition 6 – State of Texas

Vote For 1

	TOTAL	VOTE %	
For	144	52.36%	
Against	131	47.64%	
Total Votes Cast	275	100.00%	
Overvotes	2		
Undervotes	3		
Contest Totals	280		

### Proposition 7 – State of Texas

Vote For 1

	TOTAL	VOTE %	
For	248	89.21%	
Against	30	10.79%	
Total Votes Cast	278	100.00%	
Overvotes	1		
Undervotes	1		
Contest Totals	280		

### Proposition 8 – State of Texas

Vote For 1

	TOTAL	VOTE %	
For	195	69.89%	
Against	84	30.11%	
Total Votes Cast	279	100.00%	
Overvotes	1		
Undervotes	0		
Contest Totals	280		

### Proposition 9 – State of Texas

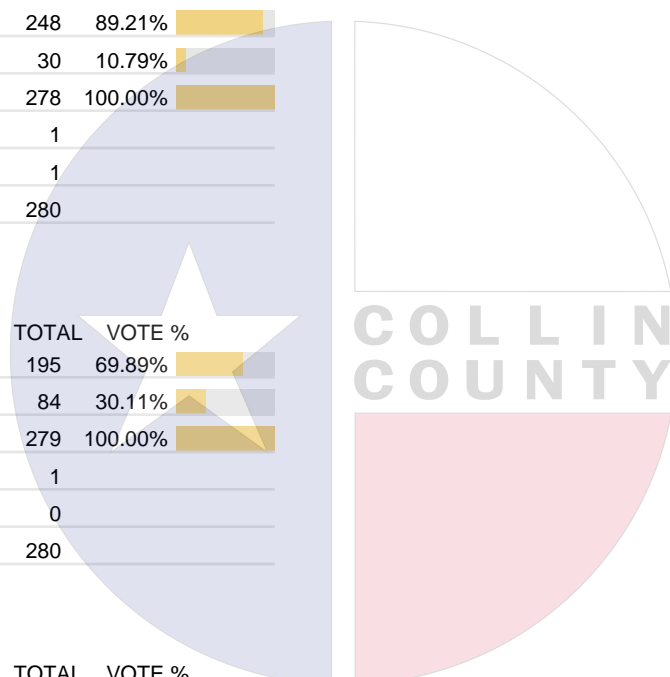
Vote For 1

	TOTAL	VOTE %	
For	185	67.03%	
Against	91	32.97%	
Total Votes Cast	276	100.00%	
Overvotes	0		
Undervotes	4		
Contest Totals	280		

### Proposition 10 – State of Texas

Vote For 1

	TOTAL	VOTE %	
For	245	87.81%	
Against	34	12.19%	
Total Votes Cast	279	100.00%	
Overvotes	0		
Undervotes	1		
Contest Totals	280		



Collin County Seal  
 Watermark Seal for Collin County.  
 Collin County Government

## PCT 237

### Proposition 11 – State of Texas

Vote For 1

	TOTAL	VOTE %	
For	228	81.43%	
Against	52	18.57%	
Total Votes Cast	280	100.00%	
Overvotes	0		
Undervotes	0		
Contest Totals	280		

### Proposition 12 – State of Texas

Vote For 1

	TOTAL	VOTE %	
For	166	59.93%	
Against	111	40.07%	
Total Votes Cast	277	100.00%	
Overvotes	0		
Undervotes	3		
Contest Totals	280		

### Proposition 13 – State of Texas

Vote For 1

	TOTAL	VOTE %	
For	219	78.78%	
Against	59	21.22%	
Total Votes Cast	278	100.00%	
Overvotes	0		
Undervotes	2		
Contest Totals	280		

### Proposition 14 – State of Texas

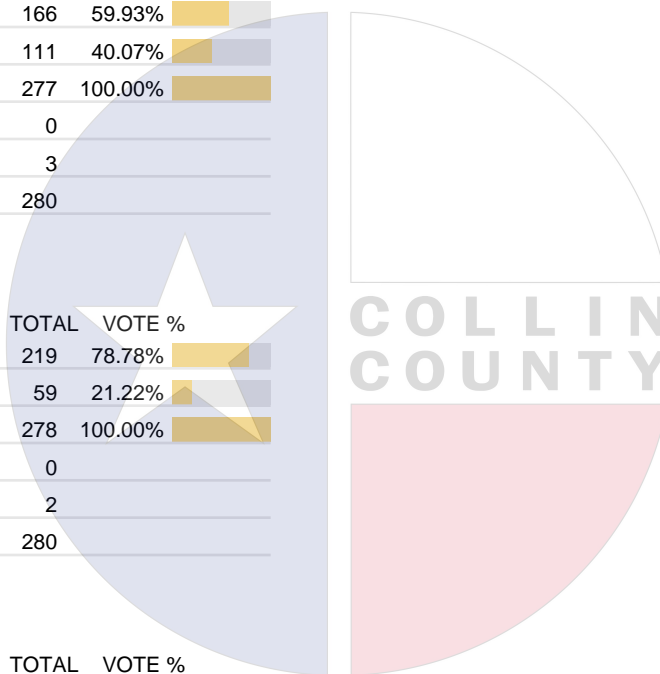
Vote For 1

	TOTAL	VOTE %	
For	207	75.00%	
Against	69	25.00%	
Total Votes Cast	276	100.00%	
Overvotes	1		
Undervotes	3		
Contest Totals	280		

### Proposition 15 – State of Texas

Vote For 1

	TOTAL	VOTE %	
For	185	66.31%	
Against	94	33.69%	
Total Votes Cast	279	100.00%	
Overvotes	0		
Undervotes	1		
Contest Totals	280		



Collin County Seal  
 Watermark Seal for Collin County.  
 Collin County Government

### PCT 237

#### Proposition 16 – State of Texas

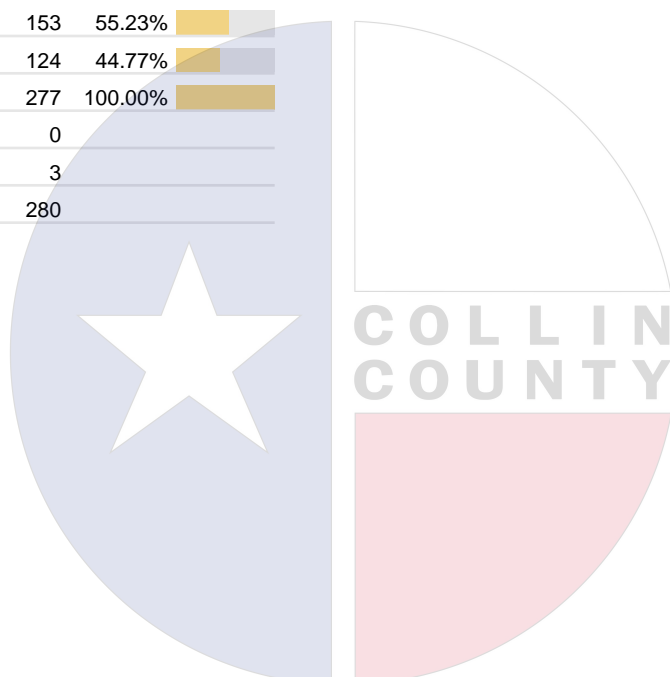
Vote For 1

	TOTAL	VOTE %	
For	183	66.30%	
Against	93	33.70%	
Total Votes Cast	276	100.00%	
Overvotes	0		
Undervotes	4		
Contest Totals	280		

#### Proposition 17 – State of Texas

Vote For 1

	TOTAL	VOTE %	
For	153	55.23%	
Against	124	44.77%	
Total Votes Cast	277	100.00%	
Overvotes	0		
Undervotes	3		
Contest Totals	280		



Collin County Seal  
 Watermark Seal for Collin County.  
 Collin County Government

## PCT 238

### Proposition 1 – State of Texas

Vote For 1

	TOTAL	VOTE %	
For	316	69.00%	
Against	142	31.00%	
Total Votes Cast	458	100.00%	
Overvotes	0		
Undervotes	2		
Contest Totals	460		

### Proposition 2 – State of Texas

Vote For 1

	TOTAL	VOTE %	
For	246	53.71%	
Against	212	46.29%	
Total Votes Cast	458	100.00%	
Overvotes	0		
Undervotes	2		
Contest Totals	460		

### Proposition 3 – State of Texas

Vote For 1

	TOTAL	VOTE %	
For	195	42.67%	
Against	262	57.33%	
Total Votes Cast	457	100.00%	
Overvotes	0		
Undervotes	3		
Contest Totals	460		

### Proposition 4 – State of Texas

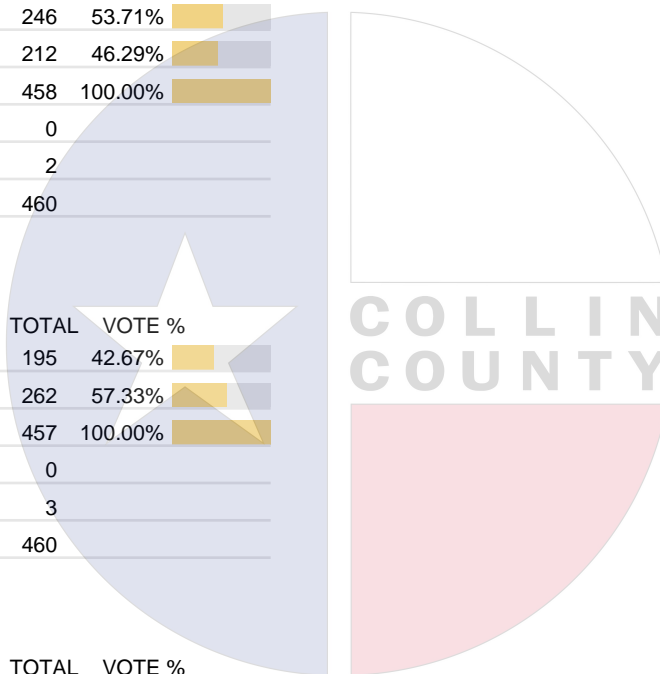
Vote For 1

	TOTAL	VOTE %	
For	336	73.52%	
Against	121	26.48%	
Total Votes Cast	457	100.00%	
Overvotes	0		
Undervotes	3		
Contest Totals	460		

### Proposition 5 – State of Texas

Vote For 1

	TOTAL	VOTE %	
For	256	57.02%	
Against	193	42.98%	
Total Votes Cast	449	100.00%	
Overvotes	0		
Undervotes	11		
Contest Totals	460		



Collin County Seal  
 Watermark Seal for Collin County.  
 Collin County Government

## PCT 238

### Proposition 6 – State of Texas

Vote For 1

	TOTAL	VOTE %	
For	192	42.57%	
Against	259	57.43%	
Total Votes Cast	451	100.00%	
Overvotes	0		
Undervotes	9		
Contest Totals	460		

### Proposition 7 – State of Texas

Vote For 1

	TOTAL	VOTE %	
For	375	82.06%	
Against	82	17.94%	
Total Votes Cast	457	100.00%	
Overvotes	0		
Undervotes	3		
Contest Totals	460		

### Proposition 8 – State of Texas

Vote For 1

	TOTAL	VOTE %	
For	270	59.34%	
Against	185	40.66%	
Total Votes Cast	455	100.00%	
Overvotes	0		
Undervotes	5		
Contest Totals	460		

### Proposition 9 – State of Texas

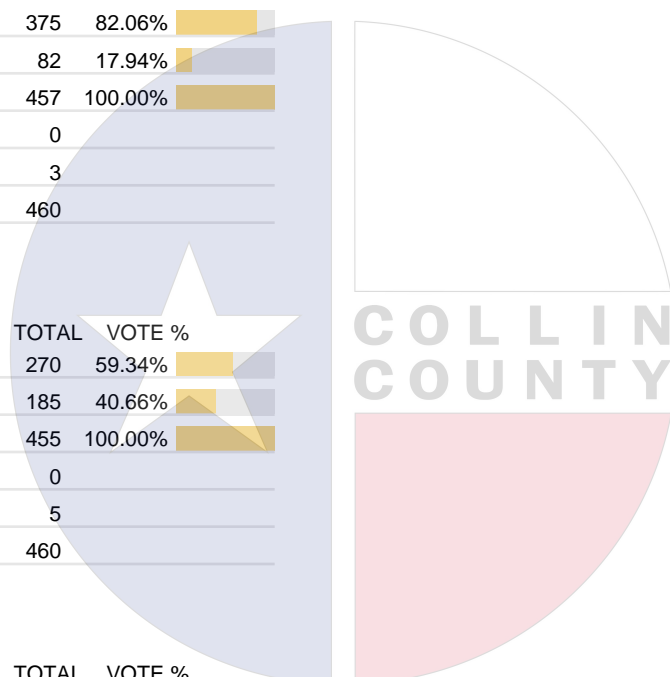
Vote For 1

	TOTAL	VOTE %	
For	280	62.22%	
Against	170	37.78%	
Total Votes Cast	450	100.00%	
Overvotes	0		
Undervotes	10		
Contest Totals	460		

### Proposition 10 – State of Texas

Vote For 1

	TOTAL	VOTE %	
For	384	84.03%	
Against	73	15.97%	
Total Votes Cast	457	100.00%	
Overvotes	0		
Undervotes	3		
Contest Totals	460		



Collin County Seal  
 Watermark Seal for Collin County.  
 Collin County Government

## PCT 238

### Proposition 11 – State of Texas

Vote For 1

	TOTAL	VOTE %	
For	341	74.45%	
Against	117	25.55%	
Total Votes Cast	458	100.00%	
Overvotes	0		
Undervotes	2		
Contest Totals	460		

### Proposition 12 – State of Texas

Vote For 1

	TOTAL	VOTE %	
For	223	49.23%	
Against	230	50.77%	
Total Votes Cast	453	100.00%	
Overvotes	0		
Undervotes	7		
Contest Totals	460		

### Proposition 13 – State of Texas

Vote For 1

	TOTAL	VOTE %	
For	335	73.63%	
Against	120	26.37%	
Total Votes Cast	455	100.00%	
Overvotes	0		
Undervotes	5		
Contest Totals	460		

### Proposition 14 – State of Texas

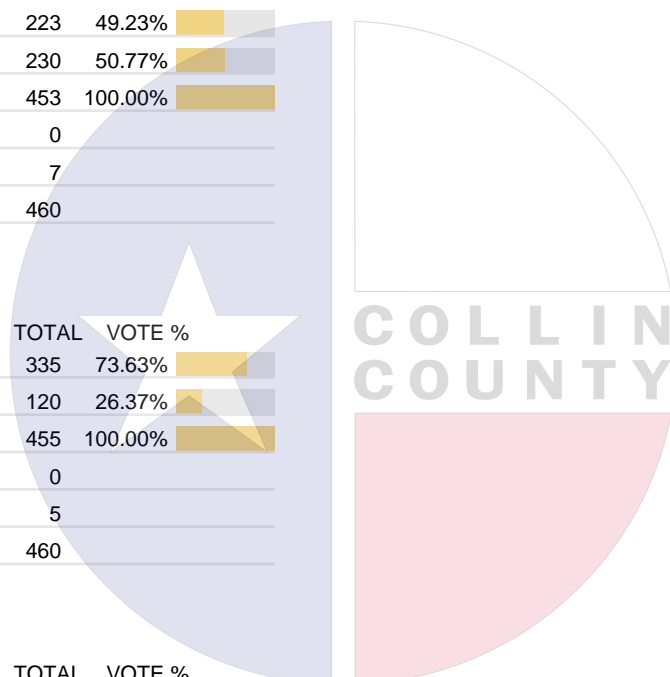
Vote For 1

	TOTAL	VOTE %	
For	314	68.71%	
Against	143	31.29%	
Total Votes Cast	457	100.00%	
Overvotes	0		
Undervotes	3		
Contest Totals	460		

### Proposition 15 – State of Texas

Vote For 1

	TOTAL	VOTE %	
For	262	57.46%	
Against	194	42.54%	
Total Votes Cast	456	100.00%	
Overvotes	0		
Undervotes	4		
Contest Totals	460		



Collin County Seal  
 Watermark Seal for Collin County.  
 Collin County Government

## PCT 238

### Proposition 16 – State of Texas

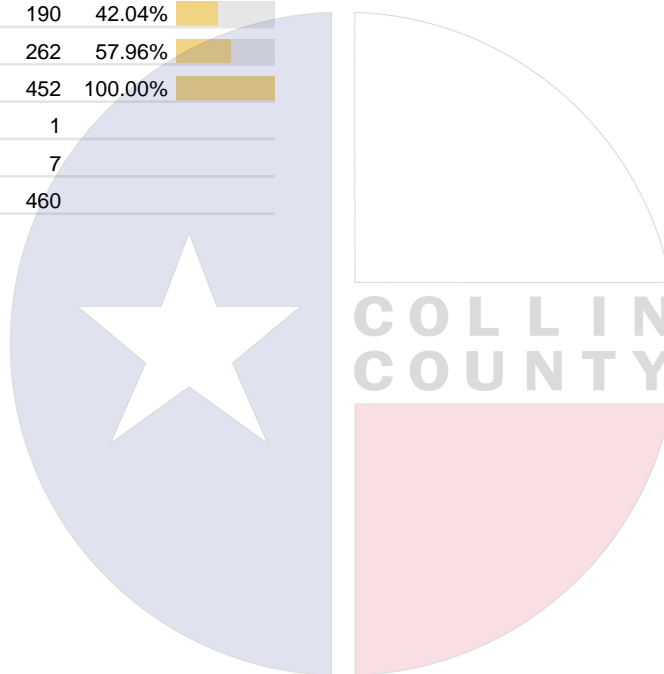
Vote For 1

	TOTAL	VOTE %	
For	261	56.99%	
Against	197	43.01%	
Total Votes Cast	458	100.00%	
Overvotes	0		
Undervotes	2		
Contest Totals	460		

### Proposition 17 – State of Texas

Vote For 1

	TOTAL	VOTE %	
For	190	42.04%	
Against	262	57.96%	
Total Votes Cast	452	100.00%	
Overvotes	1		
Undervotes	7		
Contest Totals	460		



Collin County Seal  
 Watermark Seal for Collin County.  
 Collin County Government

## PCT 239

### Proposition 1 – State of Texas

Vote For 1

	TOTAL	VOTE %	
For	494	67.67%	
Against	236	32.33%	
Total Votes Cast	730	100.00%	
Overvotes	0		
Undervotes	8		
Contest Totals	738		

### Proposition 2 – State of Texas

Vote For 1

	TOTAL	VOTE %	
For	569	77.84%	
Against	162	22.16%	
Total Votes Cast	731	100.00%	
Overvotes	3		
Undervotes	4		
Contest Totals	738		

### Proposition 3 – State of Texas

Vote For 1

	TOTAL	VOTE %	
For	463	63.77%	
Against	263	36.23%	
Total Votes Cast	726	100.00%	
Overvotes	1		
Undervotes	11		
Contest Totals	738		

### Proposition 4 – State of Texas

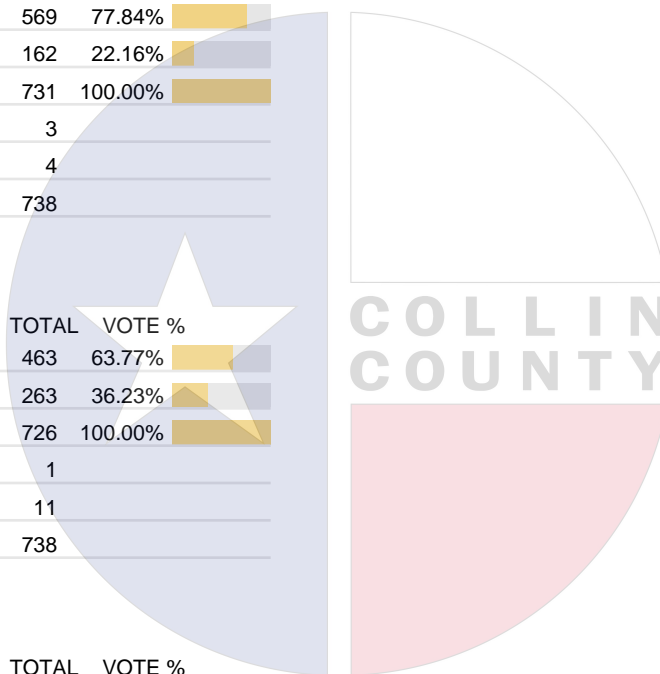
Vote For 1

	TOTAL	VOTE %	
For	542	74.76%	
Against	183	25.24%	
Total Votes Cast	725	100.00%	
Overvotes	2		
Undervotes	11		
Contest Totals	738		

### Proposition 5 – State of Texas

Vote For 1

	TOTAL	VOTE %	
For	519	73.00%	
Against	192	27.00%	
Total Votes Cast	711	100.00%	
Overvotes	0		
Undervotes	27		
Contest Totals	738		



Collin County Seal  
 Watermark Seal for Collin County.  
 Collin County Government

## PCT 239

### Proposition 6 – State of Texas

Vote For 1

	TOTAL	VOTE %	
For	465	65.13%	
Against	249	34.87%	
Total Votes Cast	714	100.00%	
Overvotes	0		
Undervotes	24		
Contest Totals	738		

### Proposition 7 – State of Texas

Vote For 1

	TOTAL	VOTE %	
For	672	92.05%	
Against	58	7.95%	
Total Votes Cast	730	100.00%	
Overvotes	1		
Undervotes	7		
Contest Totals	738		

### Proposition 8 – State of Texas

Vote For 1

	TOTAL	VOTE %	
For	613	83.86%	
Against	118	16.14%	
Total Votes Cast	731	100.00%	
Overvotes	1		
Undervotes	6		
Contest Totals	738		

### Proposition 9 – State of Texas

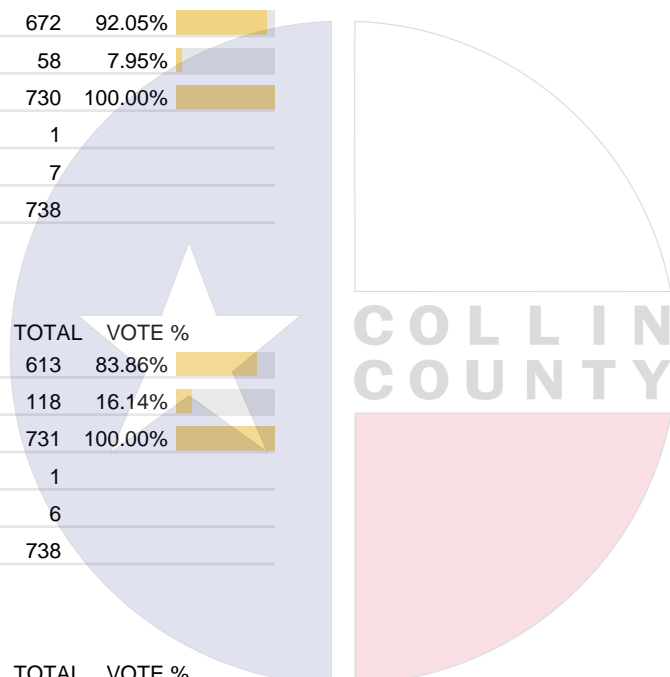
Vote For 1

	TOTAL	VOTE %	
For	565	77.93%	
Against	160	22.07%	
Total Votes Cast	725	100.00%	
Overvotes	1		
Undervotes	12		
Contest Totals	738		

### Proposition 10 – State of Texas

Vote For 1

	TOTAL	VOTE %	
For	683	93.31%	
Against	49	6.69%	
Total Votes Cast	732	100.00%	
Overvotes	0		
Undervotes	6		
Contest Totals	738		



Collin County Seal  
 Watermark Seal for Collin County.  
 Collin County Government

## PCT 239

### Proposition 11 – State of Texas

Vote For 1

	TOTAL	VOTE %	
For	641	87.57%	
Against	91	12.43%	
Total Votes Cast	732	100.00%	
Overvotes	1		
Undervotes	5		
Contest Totals	738		

### Proposition 12 – State of Texas

Vote For 1

	TOTAL	VOTE %	
For	492	68.24%	
Against	229	31.76%	
Total Votes Cast	721	100.00%	
Overvotes	0		
Undervotes	17		
Contest Totals	738		

### Proposition 13 – State of Texas

Vote For 1

	TOTAL	VOTE %	
For	662	90.44%	
Against	70	9.56%	
Total Votes Cast	732	100.00%	
Overvotes	1		
Undervotes	5		
Contest Totals	738		

### Proposition 14 – State of Texas

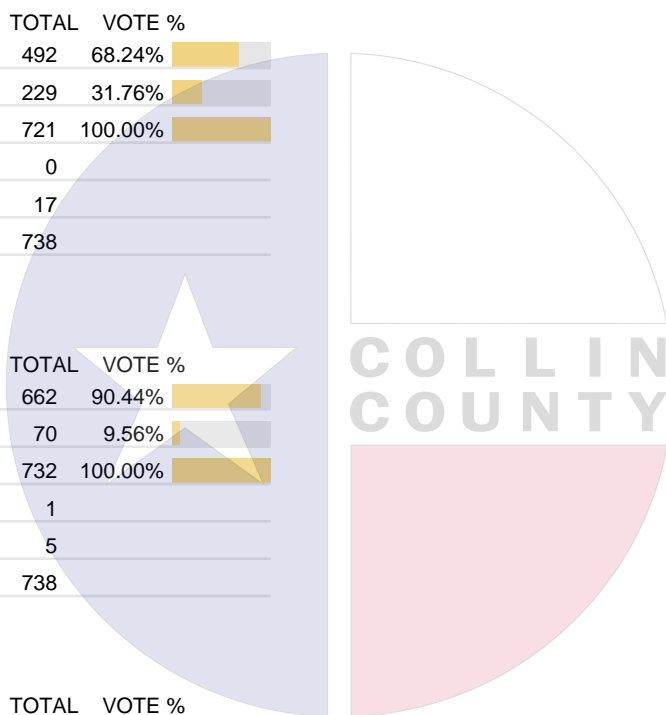
Vote For 1

	TOTAL	VOTE %	
For	471	64.70%	
Against	257	35.30%	
Total Votes Cast	728	100.00%	
Overvotes	0		
Undervotes	10		
Contest Totals	738		

### Proposition 15 – State of Texas

Vote For 1

	TOTAL	VOTE %	
For	563	77.87%	
Against	160	22.13%	
Total Votes Cast	723	100.00%	
Overvotes	1		
Undervotes	14		
Contest Totals	738		



Collin County Seal  
 Watermark Seal for Collin County.  
 Collin County Government

## PCT 239

### Proposition 16 – State of Texas

Vote For 1

	TOTAL	VOTE %	
For	598	81.69%	
Against	134	18.31%	
Total Votes Cast	732	100.00%	
Overvotes	1		
Undervotes	5		
Contest Totals	738		

### Proposition 17 – State of Texas

Vote For 1

	TOTAL	VOTE %	
For	493	68.19%	
Against	230	31.81%	
Total Votes Cast	723	100.00%	
Overvotes	0		
Undervotes	15		
Contest Totals	738		

### Proposition A – Town of Prosper

Vote For 1

	TOTAL	VOTE %	
For	396	53.80%	
Against	340	46.20%	
Total Votes Cast	736	100.00%	
Overvotes	1		
Undervotes	1		
Contest Totals	738		

### Proposition B – Town of Prosper

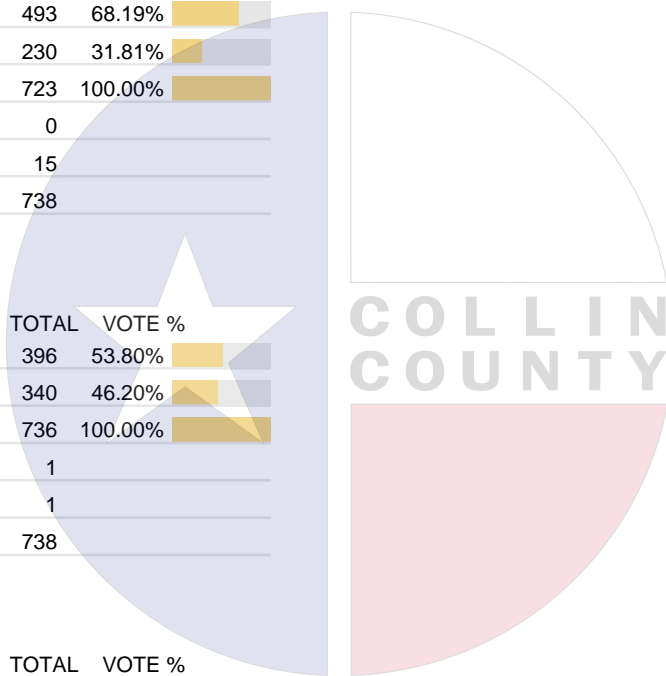
Vote For 1

	TOTAL	VOTE %	
For	323	44.13%	
Against	409	55.87%	
Total Votes Cast	732	100.00%	
Overvotes	1		
Undervotes	5		
Contest Totals	738		

### Proposition C – Town of Prosper

Vote For 1

	TOTAL	VOTE %	
For	295	40.25%	
Against	438	59.75%	
Total Votes Cast	733	100.00%	
Overvotes	0		
Undervotes	5		
Contest Totals	738		



Collin County Seal  
 Watermark Seal for Collin County.  
 Collin County Government

## PCT 239

### Proposition D – Town of Prosper

Vote For 1

	TOTAL	VOTE %	
For	314	42.84%	
Against	419	57.16%	
Total Votes Cast	733	100.00%	
Overvotes	0		
Undervotes	5		
Contest Totals	738		

### Proposition E – Town of Prosper

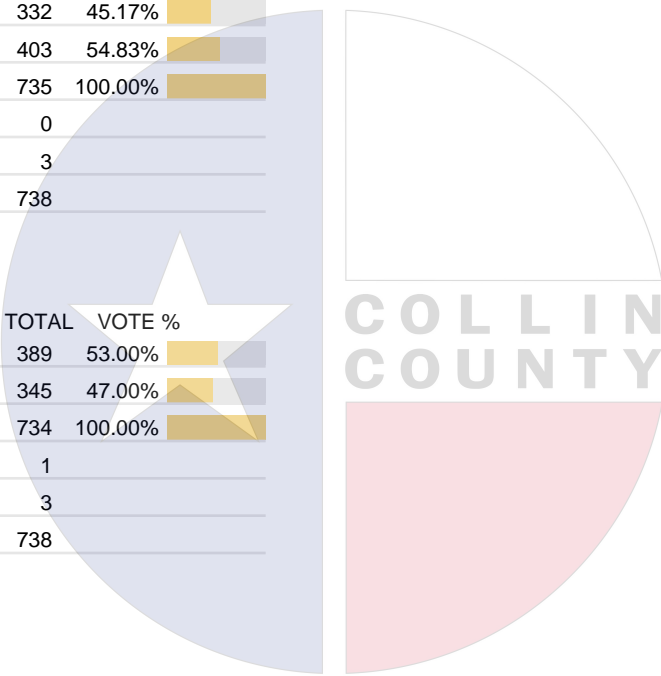
Vote For 1

	TOTAL	VOTE %	
For	332	45.17%	
Against	403	54.83%	
Total Votes Cast	735	100.00%	
Overvotes	0		
Undervotes	3		
Contest Totals	738		

### Proposition F – Town of Prosper

Vote For 1

	TOTAL	VOTE %	
For	389	53.00%	
Against	345	47.00%	
Total Votes Cast	734	100.00%	
Overvotes	1		
Undervotes	3		
Contest Totals	738		



Collin County Seal  
 Watermark Seal for Collin County.  
 Collin County Government

## PCT 240

### Proposition 1 – State of Texas

Vote For 1

	TOTAL	VOTE %	
For	364	72.22%	
Against	140	27.78%	
Total Votes Cast	504	100.00%	
Overvotes	0		
Undervotes	4		
Contest Totals	508		

### Proposition 2 – State of Texas

Vote For 1

	TOTAL	VOTE %	
For	378	75.00%	
Against	126	25.00%	
Total Votes Cast	504	100.00%	
Overvotes	1		
Undervotes	3		
Contest Totals	508		

### Proposition 3 – State of Texas

Vote For 1

	TOTAL	VOTE %	
For	329	65.02%	
Against	177	34.98%	
Total Votes Cast	506	100.00%	
Overvotes	0		
Undervotes	2		
Contest Totals	508		

### Proposition 4 – State of Texas

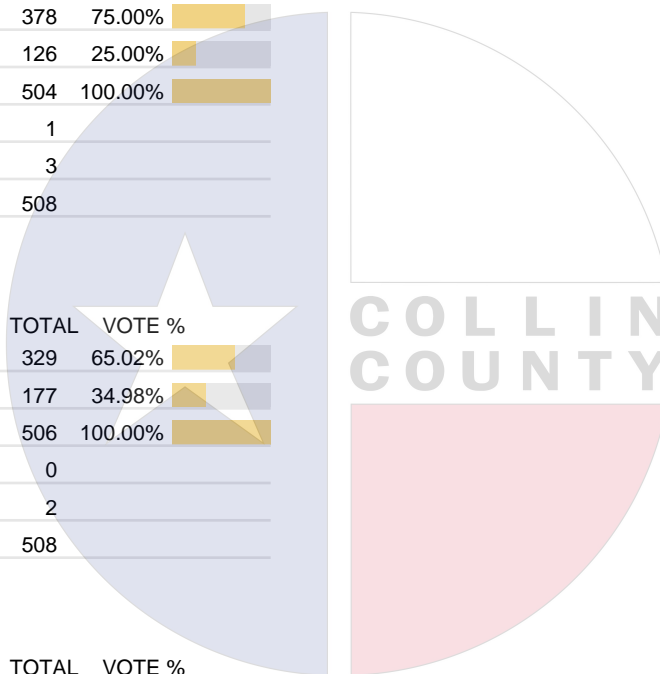
Vote For 1

	TOTAL	VOTE %	
For	367	73.40%	
Against	133	26.60%	
Total Votes Cast	500	100.00%	
Overvotes	2		
Undervotes	6		
Contest Totals	508		

### Proposition 5 – State of Texas

Vote For 1

	TOTAL	VOTE %	
For	364	73.68%	
Against	130	26.32%	
Total Votes Cast	494	100.00%	
Overvotes	0		
Undervotes	14		
Contest Totals	508		



Collin County Seal  
 Watermark Seal for Collin County.  
 Collin County Government

## PCT 240

### Proposition 6 – State of Texas

Vote For 1

	TOTAL	VOTE %	
For	302	60.64%	
Against	196	39.36%	
Total Votes Cast	498	100.00%	
Overvotes	0		
Undervotes	10		
Contest Totals	508		

### Proposition 7 – State of Texas

Vote For 1

	TOTAL	VOTE %	
For	435	86.14%	
Against	70	13.86%	
Total Votes Cast	505	100.00%	
Overvotes	0		
Undervotes	3		
Contest Totals	508		

### Proposition 8 – State of Texas

Vote For 1

	TOTAL	VOTE %	
For	400	78.90%	
Against	107	21.10%	
Total Votes Cast	507	100.00%	
Overvotes	1		
Undervotes	0		
Contest Totals	508		

### Proposition 9 – State of Texas

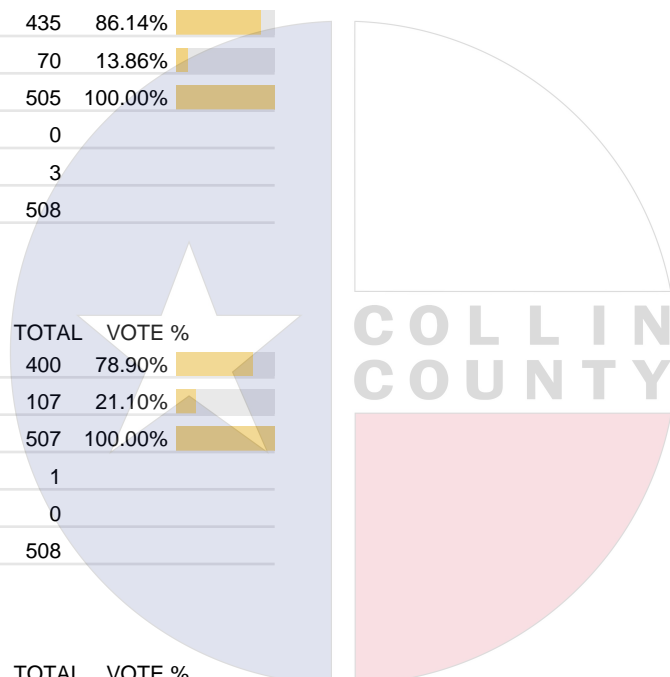
Vote For 1

	TOTAL	VOTE %	
For	363	72.46%	
Against	138	27.54%	
Total Votes Cast	501	100.00%	
Overvotes	0		
Undervotes	7		
Contest Totals	508		

### Proposition 10 – State of Texas

Vote For 1

	TOTAL	VOTE %	
For	468	92.31%	
Against	39	7.69%	
Total Votes Cast	507	100.00%	
Overvotes	0		
Undervotes	1		
Contest Totals	508		



Collin County Seal  
 Watermark Seal for Collin County.  
 Collin County Government

## PCT 240

### Proposition 11 – State of Texas

Vote For 1

	TOTAL	VOTE %	
For	430	84.81%	
Against	77	15.19%	
Total Votes Cast	507	100.00%	
Overvotes	0		
Undervotes	1		
Contest Totals	508		

### Proposition 12 – State of Texas

Vote For 1

	TOTAL	VOTE %	
For	346	69.20%	
Against	154	30.80%	
Total Votes Cast	500	100.00%	
Overvotes	0		
Undervotes	8		
Contest Totals	508		

### Proposition 13 – State of Texas

Vote For 1

	TOTAL	VOTE %	
For	436	86.51%	
Against	68	13.49%	
Total Votes Cast	504	100.00%	
Overvotes	1		
Undervotes	3		
Contest Totals	508		

### Proposition 14 – State of Texas

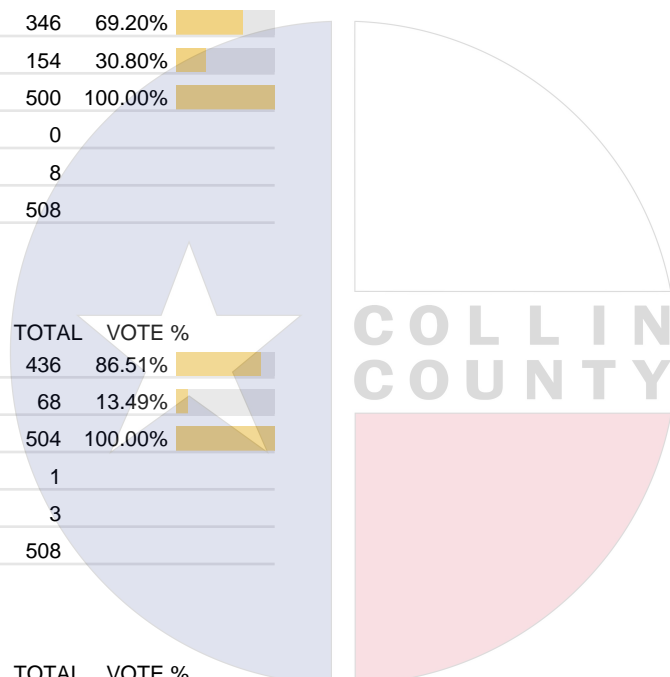
Vote For 1

	TOTAL	VOTE %	
For	330	65.61%	
Against	173	34.39%	
Total Votes Cast	503	100.00%	
Overvotes	0		
Undervotes	5		
Contest Totals	508		

### Proposition 15 – State of Texas

Vote For 1

	TOTAL	VOTE %	
For	366	72.19%	
Against	141	27.81%	
Total Votes Cast	507	100.00%	
Overvotes	0		
Undervotes	1		
Contest Totals	508		



Collin County Seal  
 Watermark Seal for Collin County.  
 Collin County Government

## PCT 240

### Proposition 16 – State of Texas

Vote For 1

	TOTAL	VOTE %	
For	394	77.71%	
Against	113	22.29%	
Total Votes Cast	507	100.00%	
Overvotes	0		
Undervotes	1		
Contest Totals	508		

### Proposition 17 – State of Texas

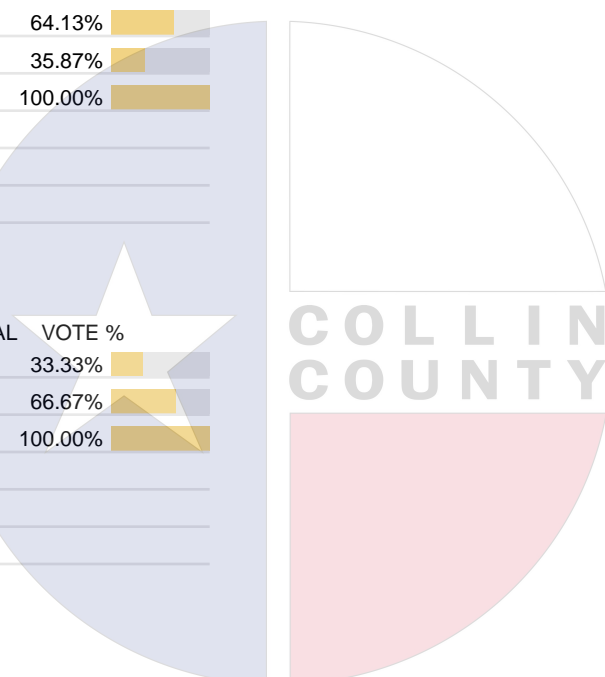
Vote For 1

	TOTAL	VOTE %	
For	320	64.13%	
Against	179	35.87%	
Total Votes Cast	499	100.00%	
Overvotes	0		
Undervotes	9		
Contest Totals	508		

### Proposition – Collin County ESD, No. 1

Vote For 1

	TOTAL	VOTE %	
For	1	33.33%	
Against	2	66.67%	
Total Votes Cast	3	100.00%	
Overvotes	0		
Undervotes	1		
Contest Totals	4		



Collin County Seal  
 Watermark Seal for Collin County.  
 Collin County Government

## PCT 241

### Proposition 1 – State of Texas

Vote For 1

	TOTAL	VOTE %	
For	212	74.65%	
Against	72	25.35%	
Total Votes Cast	284	100.00%	
Overvotes	0		
Undervotes	1		
Contest Totals	285		

### Proposition 2 – State of Texas

Vote For 1

	TOTAL	VOTE %	
For	181	63.96%	
Against	102	36.04%	
Total Votes Cast	283	100.00%	
Overvotes	0		
Undervotes	2		
Contest Totals	285		

### Proposition 3 – State of Texas

Vote For 1

	TOTAL	VOTE %	
For	142	50.35%	
Against	140	49.65%	
Total Votes Cast	282	100.00%	
Overvotes	1		
Undervotes	2		
Contest Totals	285		

### Proposition 4 – State of Texas

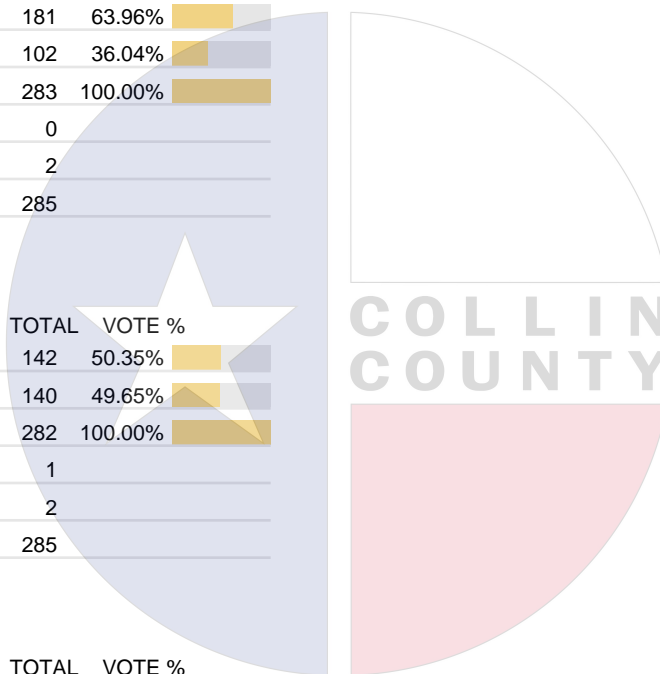
Vote For 1

	TOTAL	VOTE %	
For	206	72.54%	
Against	78	27.46%	
Total Votes Cast	284	100.00%	
Overvotes	0		
Undervotes	1		
Contest Totals	285		

### Proposition 5 – State of Texas

Vote For 1

	TOTAL	VOTE %	
For	190	67.62%	
Against	91	32.38%	
Total Votes Cast	281	100.00%	
Overvotes	1		
Undervotes	3		
Contest Totals	285		



Collin County Seal  
 Watermark Seal for Collin County.  
 Collin County Government

## PCT 241

### Proposition 6 – State of Texas

Vote For 1

	TOTAL	VOTE %	
For	142	51.45%	
Against	134	48.55%	
Total Votes Cast	276	100.00%	
Overvotes	1		
Undervotes	8		
Contest Totals	285		

### Proposition 7 – State of Texas

Vote For 1

	TOTAL	VOTE %	
For	248	87.63%	
Against	35	12.37%	
Total Votes Cast	283	100.00%	
Overvotes	0		
Undervotes	2		
Contest Totals	285		

### Proposition 8 – State of Texas

Vote For 1

	TOTAL	VOTE %	
For	204	71.83%	
Against	80	28.17%	
Total Votes Cast	284	100.00%	
Overvotes	0		
Undervotes	1		
Contest Totals	285		

### Proposition 9 – State of Texas

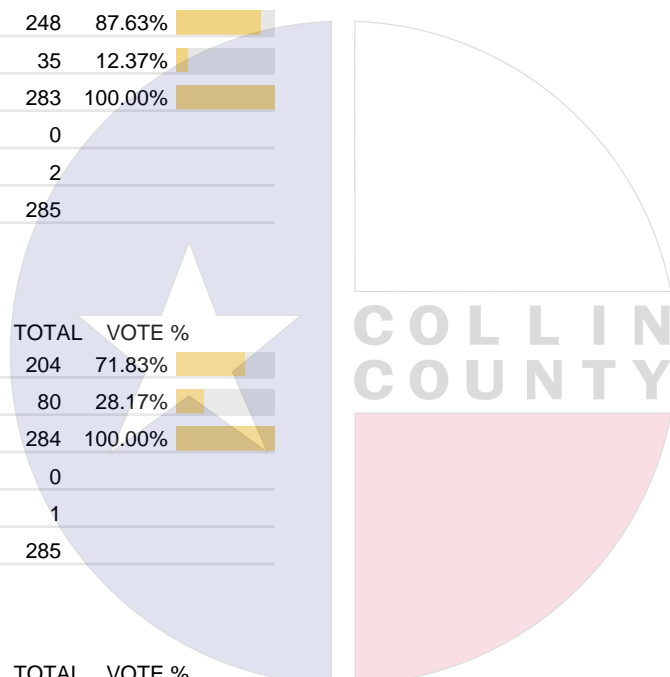
Vote For 1

	TOTAL	VOTE %	
For	190	68.10%	
Against	89	31.90%	
Total Votes Cast	279	100.00%	
Overvotes	1		
Undervotes	5		
Contest Totals	285		

### Proposition 10 – State of Texas

Vote For 1

	TOTAL	VOTE %	
For	253	90.36%	
Against	27	9.64%	
Total Votes Cast	280	100.00%	
Overvotes	0		
Undervotes	5		
Contest Totals	285		



Collin County Seal  
 Watermark Seal for Collin County.  
 Collin County Government

## PCT 241

### Proposition 11 – State of Texas

Vote For 1

	TOTAL	VOTE %	
For	241	85.16%	
Against	42	14.84%	
Total Votes Cast	283	100.00%	
Overvotes	0		
Undervotes	2		
Contest Totals	285		

### Proposition 12 – State of Texas

Vote For 1

	TOTAL	VOTE %	
For	153	55.23%	
Against	124	44.77%	
Total Votes Cast	277	100.00%	
Overvotes	0		
Undervotes	8		
Contest Totals	285		

### Proposition 13 – State of Texas

Vote For 1

	TOTAL	VOTE %	
For	250	88.34%	
Against	33	11.66%	
Total Votes Cast	283	100.00%	
Overvotes	0		
Undervotes	2		
Contest Totals	285		

### Proposition 14 – State of Texas

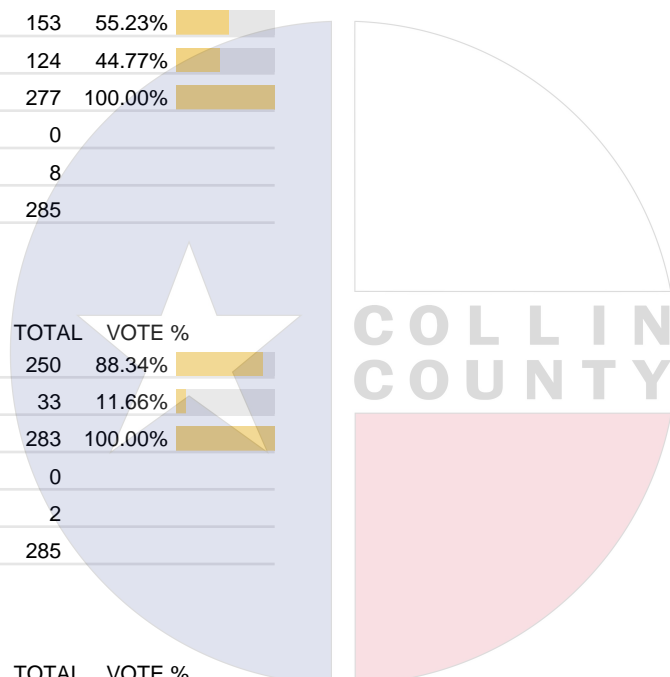
Vote For 1

	TOTAL	VOTE %	
For	198	70.21%	
Against	84	29.79%	
Total Votes Cast	282	100.00%	
Overvotes	0		
Undervotes	3		
Contest Totals	285		

### Proposition 15 – State of Texas

Vote For 1

	TOTAL	VOTE %	
For	199	70.07%	
Against	85	29.93%	
Total Votes Cast	284	100.00%	
Overvotes	1		
Undervotes	0		
Contest Totals	285		



Collin County Seal  
 Watermark Seal for Collin County.  
 Collin County Government

## PCT 241

### Proposition 16 – State of Texas

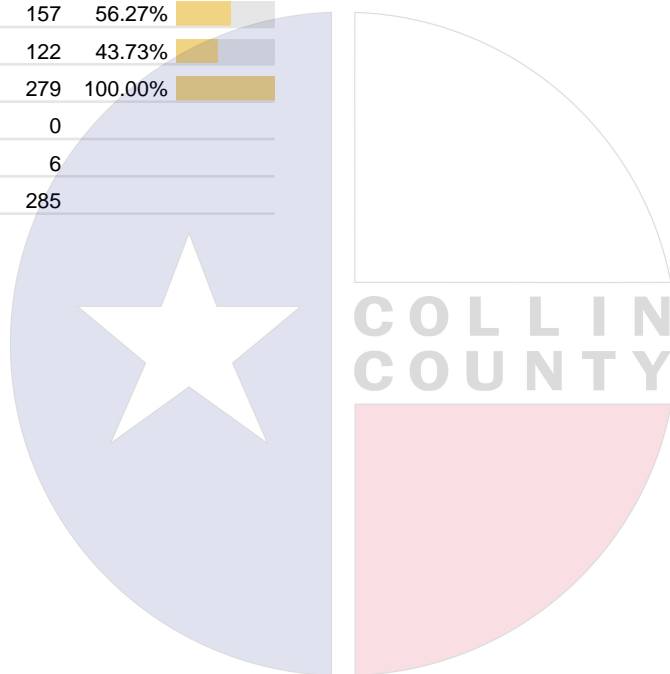
Vote For 1

	TOTAL	VOTE %	
For	200	70.67%	
Against	83	29.33%	
Total Votes Cast	283	100.00%	
Overvotes	0		
Undervotes	2		
Contest Totals	285		

### Proposition 17 – State of Texas

Vote For 1

	TOTAL	VOTE %	
For	157	56.27%	
Against	122	43.73%	
Total Votes Cast	279	100.00%	
Overvotes	0		
Undervotes	6		
Contest Totals	285		



Collin County Seal  
 Watermark Seal for Collin County.  
 Collin County Government

## PCT 242

### Proposition 1 – State of Texas

Vote For 1

	TOTAL	VOTE %	
For	389	67.18%	
Against	190	32.82%	
Total Votes Cast	579	100.00%	
Overvotes	1		
Undervotes	3		
Contest Totals	583		

### Proposition 2 – State of Texas

Vote For 1

	TOTAL	VOTE %	
For	436	74.91%	
Against	146	25.09%	
Total Votes Cast	582	100.00%	
Overvotes	0		
Undervotes	1		
Contest Totals	583		

### Proposition 3 – State of Texas

Vote For 1

	TOTAL	VOTE %	
For	371	64.30%	
Against	206	35.70%	
Total Votes Cast	577	100.00%	
Overvotes	0		
Undervotes	6		
Contest Totals	583		

### Proposition 4 – State of Texas

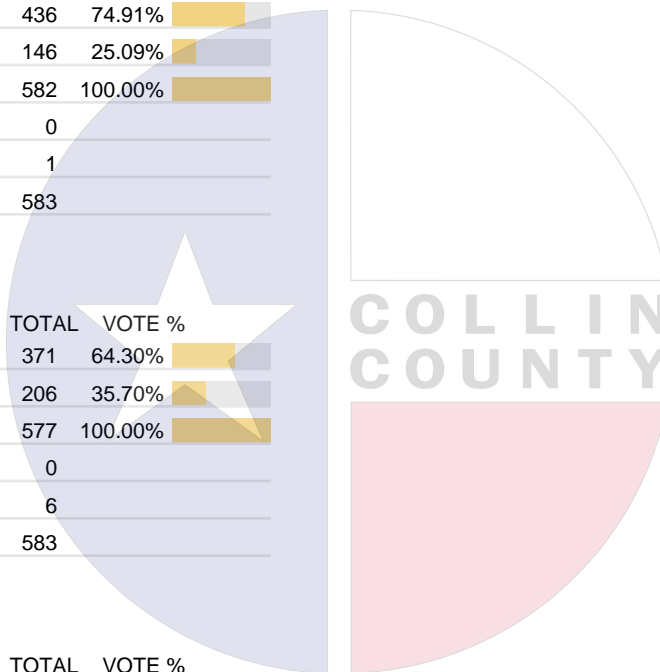
Vote For 1

	TOTAL	VOTE %	
For	442	76.21%	
Against	138	23.79%	
Total Votes Cast	580	100.00%	
Overvotes	0		
Undervotes	3		
Contest Totals	583		

### Proposition 5 – State of Texas

Vote For 1

	TOTAL	VOTE %	
For	384	67.37%	
Against	186	32.63%	
Total Votes Cast	570	100.00%	
Overvotes	0		
Undervotes	13		
Contest Totals	583		



Collin County Seal  
 Watermark Seal for Collin County.  
 Collin County Government

## PCT 242

### Proposition 6 – State of Texas

Vote For 1

	TOTAL	VOTE %	
For	372	64.81%	
Against	202	35.19%	
Total Votes Cast	574	100.00%	
Overvotes	0		
Undervotes	9		
Contest Totals	583		

### Proposition 7 – State of Texas

Vote For 1

	TOTAL	VOTE %	
For	532	91.57%	
Against	49	8.43%	
Total Votes Cast	581	100.00%	
Overvotes	0		
Undervotes	2		
Contest Totals	583		

### Proposition 8 – State of Texas

Vote For 1

	TOTAL	VOTE %	
For	473	81.27%	
Against	109	18.73%	
Total Votes Cast	582	100.00%	
Overvotes	0		
Undervotes	1		
Contest Totals	583		

### Proposition 9 – State of Texas

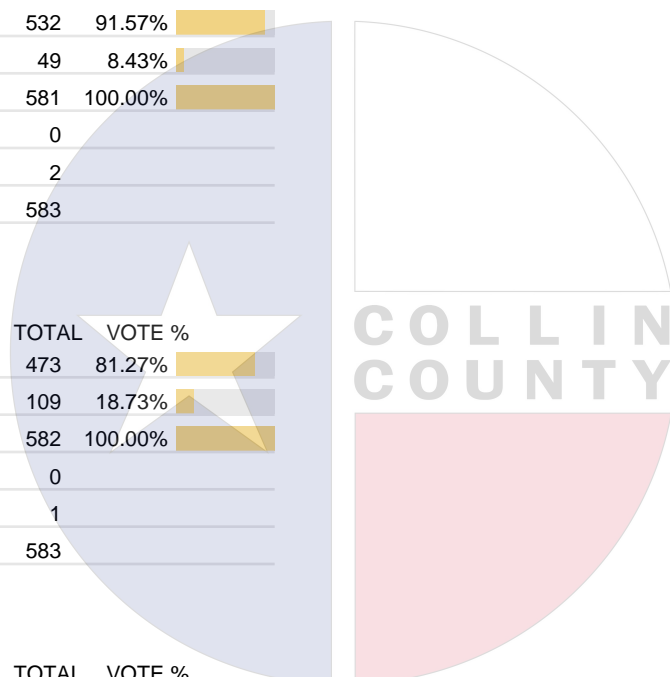
Vote For 1

	TOTAL	VOTE %	
For	451	77.76%	
Against	129	22.24%	
Total Votes Cast	580	100.00%	
Overvotes	0		
Undervotes	3		
Contest Totals	583		

### Proposition 10 – State of Texas

Vote For 1

	TOTAL	VOTE %	
For	533	91.74%	
Against	48	8.26%	
Total Votes Cast	581	100.00%	
Overvotes	0		
Undervotes	2		
Contest Totals	583		



Collin County Seal  
 Watermark Seal for Collin County.  
 Collin County Government

## PCT 242

### Proposition 11 – State of Texas

Vote For 1

	TOTAL	VOTE %	
For	492	84.54%	
Against	90	15.46%	
Total Votes Cast	582	100.00%	
Overvotes	0		
Undervotes	1		
Contest Totals	583		

### Proposition 12 – State of Texas

Vote For 1

	TOTAL	VOTE %	
For	355	61.74%	
Against	220	38.26%	
Total Votes Cast	575	100.00%	
Overvotes	0		
Undervotes	8		
Contest Totals	583		

### Proposition 13 – State of Texas

Vote For 1

	TOTAL	VOTE %	
For	513	88.14%	
Against	69	11.86%	
Total Votes Cast	582	100.00%	
Overvotes	0		
Undervotes	1		
Contest Totals	583		

### Proposition 14 – State of Texas

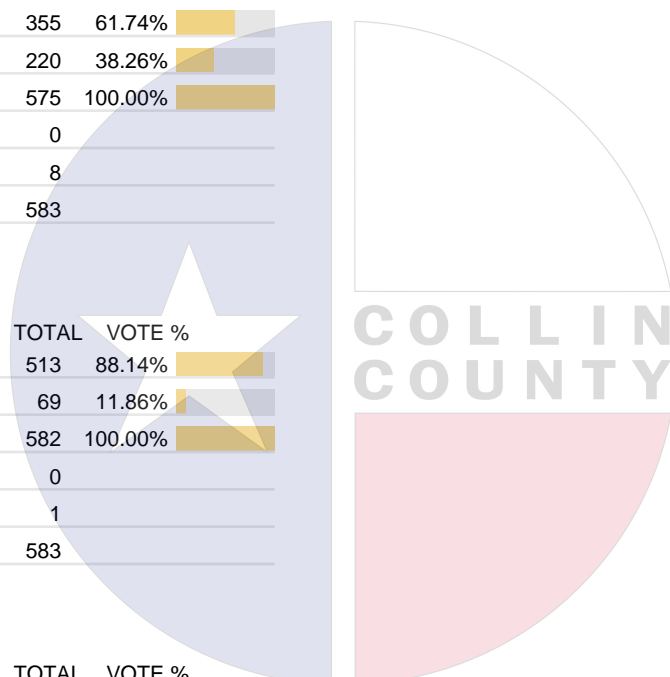
Vote For 1

	TOTAL	VOTE %	
For	398	68.86%	
Against	180	31.14%	
Total Votes Cast	578	100.00%	
Overvotes	0		
Undervotes	5		
Contest Totals	583		

### Proposition 15 – State of Texas

Vote For 1

	TOTAL	VOTE %	
For	420	72.66%	
Against	158	27.34%	
Total Votes Cast	578	100.00%	
Overvotes	0		
Undervotes	5		
Contest Totals	583		



Collin County Seal  
 Watermark Seal for Collin County.  
 Collin County Government

## PCT 242

### Proposition 16 – State of Texas

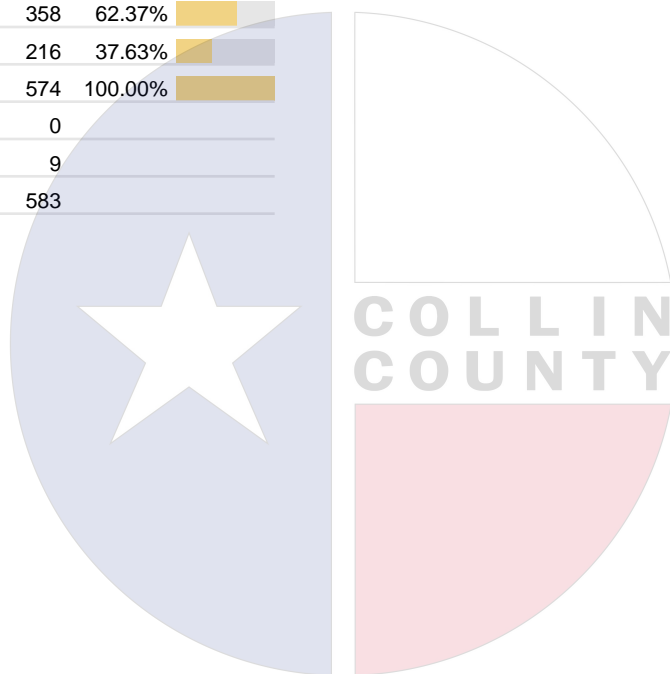
Vote For 1

	TOTAL	VOTE %	
For	441	75.77%	
Against	141	24.23%	
Total Votes Cast	582	100.00%	
Overvotes	0		
Undervotes	1		
Contest Totals	583		

### Proposition 17 – State of Texas

Vote For 1

	TOTAL	VOTE %	
For	358	62.37%	
Against	216	37.63%	
Total Votes Cast	574	100.00%	
Overvotes	0		
Undervotes	9		
Contest Totals	583		



Collin County Seal  
 Watermark Seal for Collin County.  
 Collin County Government

## PCT 243

### Proposition 1 – State of Texas

Vote For 1

	TOTAL	VOTE %	
For	207	62.73%	
Against	123	37.27%	
Total Votes Cast	330	100.00%	
Overvotes	1		
Undervotes	2		
Contest Totals	333		

### Proposition 2 – State of Texas

Vote For 1

	TOTAL	VOTE %	
For	284	85.29%	
Against	49	14.71%	
Total Votes Cast	333	100.00%	
Overvotes	0		
Undervotes	0		
Contest Totals	333		

### Proposition 3 – State of Texas

Vote For 1

	TOTAL	VOTE %	
For	214	64.65%	
Against	117	35.35%	
Total Votes Cast	331	100.00%	
Overvotes	0		
Undervotes	2		
Contest Totals	333		

### Proposition 4 – State of Texas

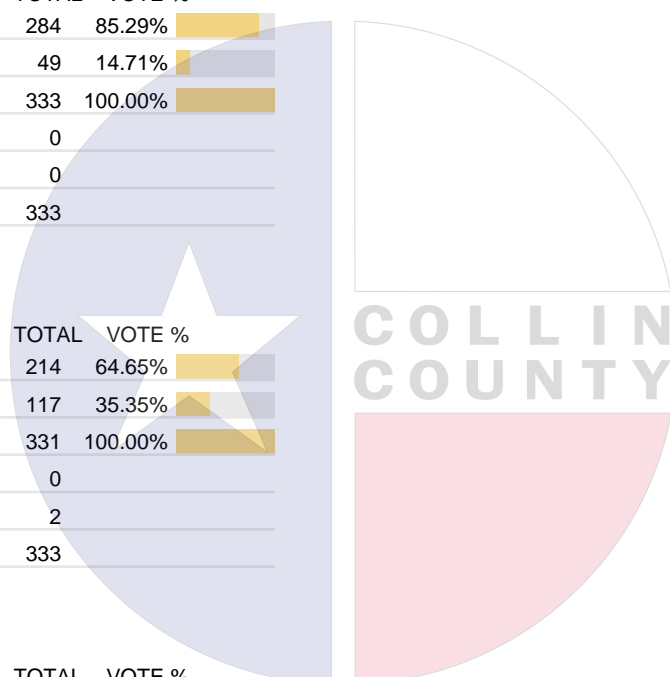
Vote For 1

	TOTAL	VOTE %	
For	239	72.21%	
Against	92	27.79%	
Total Votes Cast	331	100.00%	
Overvotes	0		
Undervotes	2		
Contest Totals	333		

### Proposition 5 – State of Texas

Vote For 1

	TOTAL	VOTE %	
For	254	77.20%	
Against	75	22.80%	
Total Votes Cast	329	100.00%	
Overvotes	0		
Undervotes	4		
Contest Totals	333		



Collin County Seal  
 Watermark Seal for Collin County.  
 Collin County Government

## PCT 243

### Proposition 6 – State of Texas

Vote For 1

	TOTAL	VOTE %	
For	227	69.21%	
Against	101	30.79%	
Total Votes Cast	328	100.00%	
Overvotes	0		
Undervotes	5		
Contest Totals	333		

### Proposition 7 – State of Texas

Vote For 1

	TOTAL	VOTE %	
For	295	89.12%	
Against	36	10.88%	
Total Votes Cast	331	100.00%	
Overvotes	1		
Undervotes	1		
Contest Totals	333		

### Proposition 8 – State of Texas

Vote For 1

	TOTAL	VOTE %	
For	288	86.75%	
Against	44	13.25%	
Total Votes Cast	332	100.00%	
Overvotes	0		
Undervotes	1		
Contest Totals	333		

### Proposition 9 – State of Texas

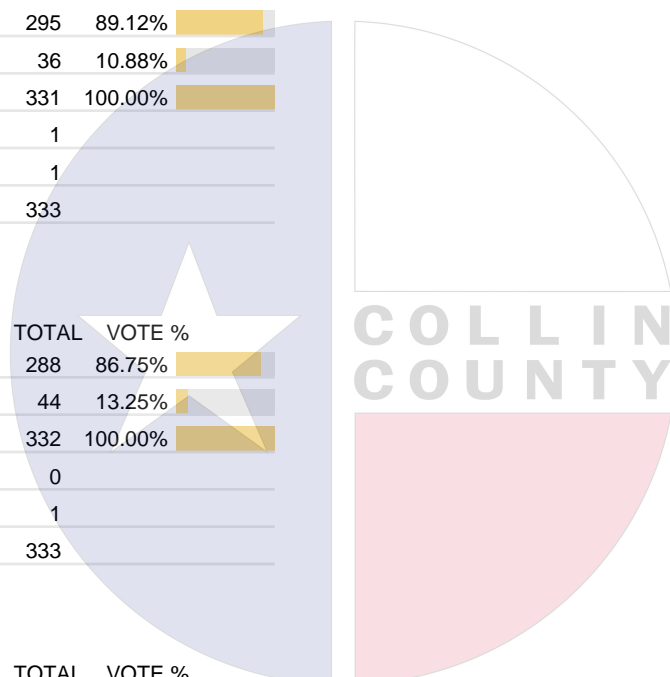
Vote For 1

	TOTAL	VOTE %	
For	258	78.66%	
Against	70	21.34%	
Total Votes Cast	328	100.00%	
Overvotes	0		
Undervotes	5		
Contest Totals	333		

### Proposition 10 – State of Texas

Vote For 1

	TOTAL	VOTE %	
For	316	95.47%	
Against	15	4.53%	
Total Votes Cast	331	100.00%	
Overvotes	0		
Undervotes	2		
Contest Totals	333		



Collin County Seal  
 Watermark Seal for Collin County.  
 Collin County Government

## PCT 243

### Proposition 11 – State of Texas

Vote For 1

	TOTAL	VOTE %	
For	267	80.42%	
Against	65	19.58%	
Total Votes Cast	332	100.00%	
Overvotes	0		
Undervotes	1		
Contest Totals	333		

### Proposition 12 – State of Texas

Vote For 1

	TOTAL	VOTE %	
For	235	72.31%	
Against	90	27.69%	
Total Votes Cast	325	100.00%	
Overvotes	1		
Undervotes	7		
Contest Totals	333		

### Proposition 13 – State of Texas

Vote For 1

	TOTAL	VOTE %	
For	302	90.96%	
Against	30	9.04%	
Total Votes Cast	332	100.00%	
Overvotes	0		
Undervotes	1		
Contest Totals	333		

### Proposition 14 – State of Texas

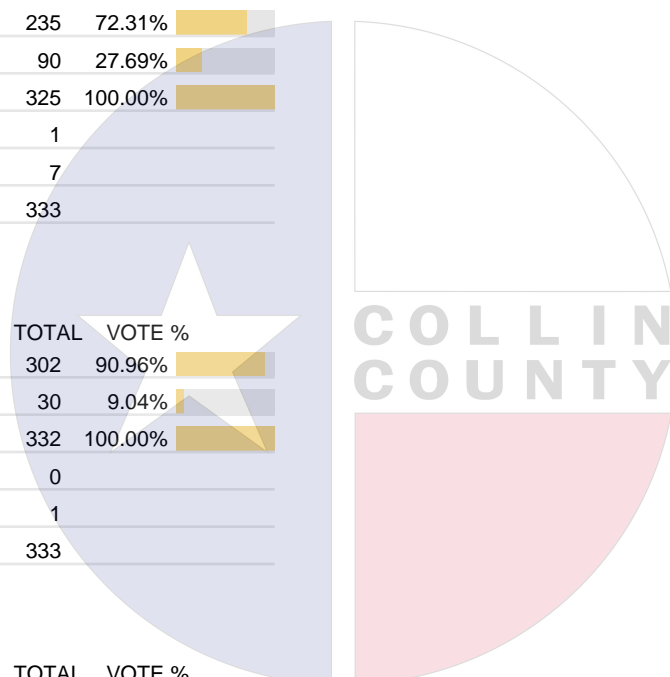
Vote For 1

	TOTAL	VOTE %	
For	183	55.45%	
Against	147	44.55%	
Total Votes Cast	330	100.00%	
Overvotes	0		
Undervotes	3		
Contest Totals	333		

### Proposition 15 – State of Texas

Vote For 1

	TOTAL	VOTE %	
For	269	81.27%	
Against	62	18.73%	
Total Votes Cast	331	100.00%	
Overvotes	1		
Undervotes	1		
Contest Totals	333		



Collin County Seal  
 Watermark Seal for Collin County.  
 Collin County Government

## PCT 243

### Proposition 16 – State of Texas

Vote For 1

	TOTAL	VOTE %	
For	266	80.36%	
Against	65	19.64%	
Total Votes Cast	331	100.00%	
Overvotes	1		
Undervotes	1		
Contest Totals	333		

### Proposition 17 – State of Texas

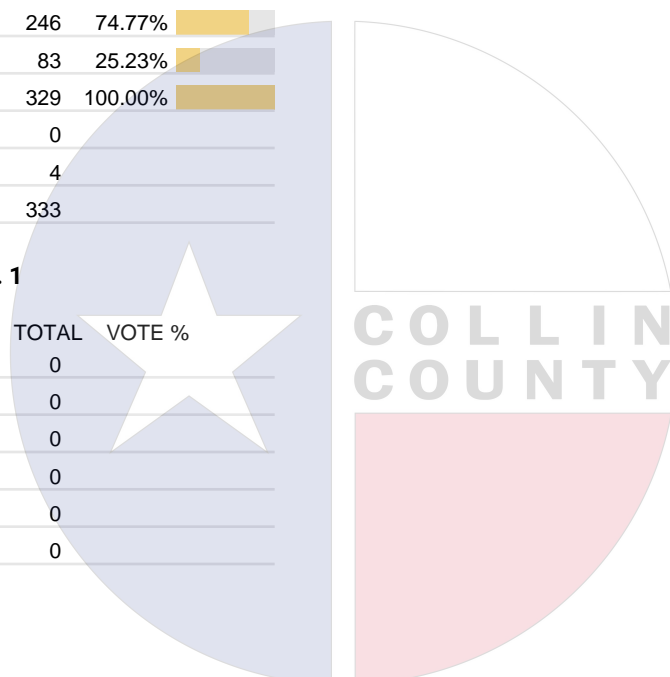
Vote For 1

	TOTAL	VOTE %	
For	246	74.77%	
Against	83	25.23%	
Total Votes Cast	329	100.00%	
Overvotes	0		
Undervotes	4		
Contest Totals	333		

### Proposition – Collin County ESD, No. 1

Vote For 1

	TOTAL	VOTE %	
For	0		
Against	0		
Total Votes Cast	0		
Overvotes	0		
Undervotes	0		
Contest Totals	0		



Collin County Seal  
 Watermark Seal for Collin County.  
 Collin County Government

## PCT 244

### Proposition 1 – State of Texas

Vote For 1

	TOTAL	VOTE %	
For	341	73.49%	
Against	123	26.51%	
Total Votes Cast	464	100.00%	
Overvotes	0		
Undervotes	5		
Contest Totals	469		

### Proposition 2 – State of Texas

Vote For 1

	TOTAL	VOTE %	
For	303	64.74%	
Against	165	35.26%	
Total Votes Cast	468	100.00%	
Overvotes	0		
Undervotes	1		
Contest Totals	469		

### Proposition 3 – State of Texas

Vote For 1

	TOTAL	VOTE %	
For	259	55.58%	
Against	207	44.42%	
Total Votes Cast	466	100.00%	
Overvotes	0		
Undervotes	3		
Contest Totals	469		

### Proposition 4 – State of Texas

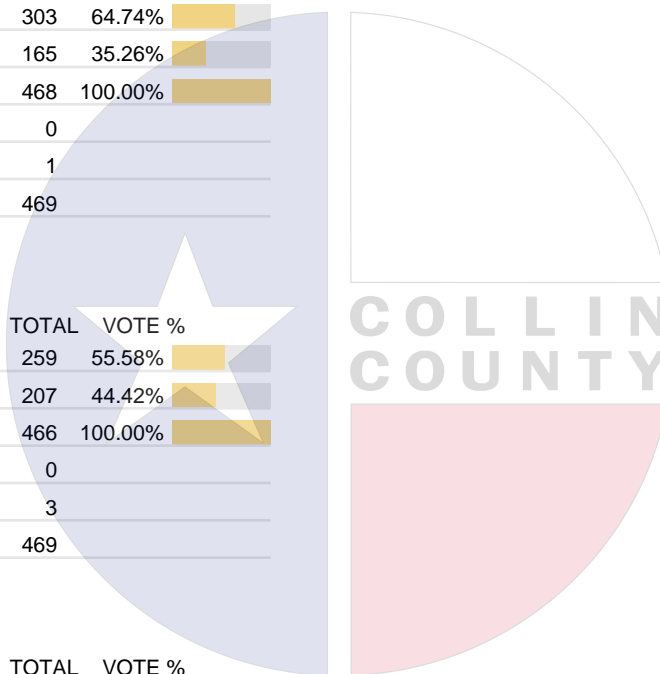
Vote For 1

	TOTAL	VOTE %	
For	353	75.59%	
Against	114	24.41%	
Total Votes Cast	467	100.00%	
Overvotes	0		
Undervotes	2		
Contest Totals	469		

### Proposition 5 – State of Texas

Vote For 1

	TOTAL	VOTE %	
For	320	68.67%	
Against	146	31.33%	
Total Votes Cast	466	100.00%	
Overvotes	1		
Undervotes	2		
Contest Totals	469		



## PCT 244

### Proposition 6 – State of Texas

Vote For 1

	TOTAL	VOTE %	
For	250	54.00%	
Against	213	46.00%	
Total Votes Cast	463	100.00%	
Overvotes	0		
Undervotes	6		
Contest Totals	469		

### Proposition 7 – State of Texas

Vote For 1

	TOTAL	VOTE %	
For	399	85.26%	
Against	69	14.74%	
Total Votes Cast	468	100.00%	
Overvotes	0		
Undervotes	1		
Contest Totals	469		

### Proposition 8 – State of Texas

Vote For 1

	TOTAL	VOTE %	
For	314	67.24%	
Against	153	32.76%	
Total Votes Cast	467	100.00%	
Overvotes	1		
Undervotes	1		
Contest Totals	469		

### Proposition 9 – State of Texas

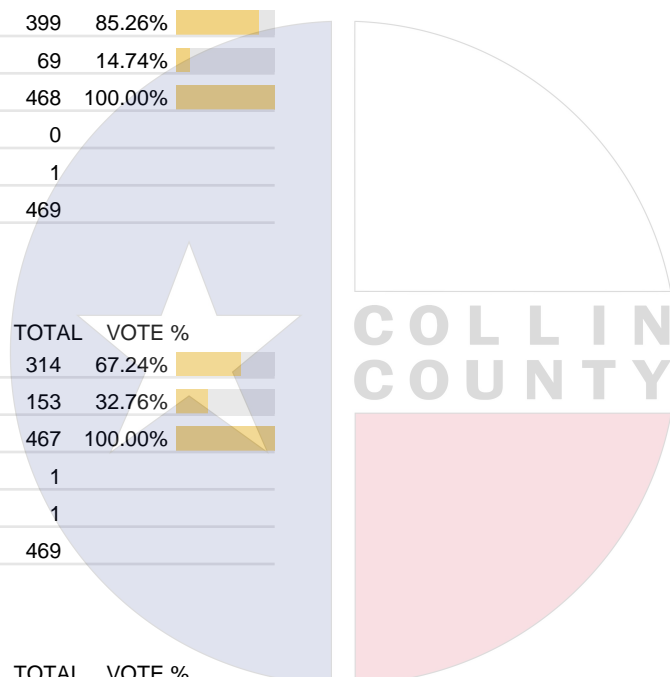
Vote For 1

	TOTAL	VOTE %	
For	332	71.09%	
Against	135	28.91%	
Total Votes Cast	467	100.00%	
Overvotes	0		
Undervotes	2		
Contest Totals	469		

### Proposition 10 – State of Texas

Vote For 1

	TOTAL	VOTE %	
For	413	88.06%	
Against	56	11.94%	
Total Votes Cast	469	100.00%	
Overvotes	0		
Undervotes	0		
Contest Totals	469		



Collin County Seal  
 Watermark Seal for Collin County.  
 Collin County Government

## PCT 244

### Proposition 11 – State of Texas

Vote For 1

	TOTAL	VOTE %	
For	382	81.80%	
Against	85	18.20%	
Total Votes Cast	467	100.00%	
Overvotes	0		
Undervotes	2		
Contest Totals	469		

### Proposition 12 – State of Texas

Vote For 1

	TOTAL	VOTE %	
For	224	48.38%	
Against	239	51.62%	
Total Votes Cast	463	100.00%	
Overvotes	0		
Undervotes	6		
Contest Totals	469		

### Proposition 13 – State of Texas

Vote For 1

	TOTAL	VOTE %	
For	398	85.04%	
Against	70	14.96%	
Total Votes Cast	468	100.00%	
Overvotes	1		
Undervotes	0		
Contest Totals	469		

### Proposition 14 – State of Texas

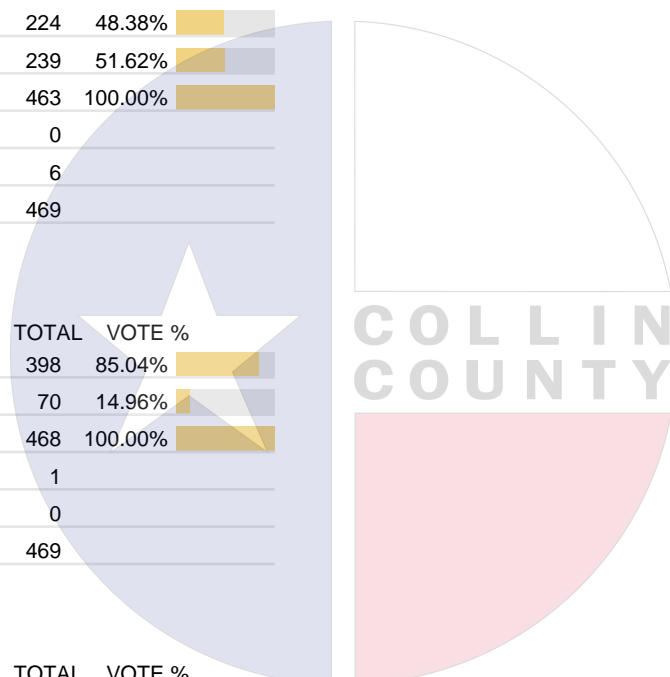
Vote For 1

	TOTAL	VOTE %	
For	332	71.09%	
Against	135	28.91%	
Total Votes Cast	467	100.00%	
Overvotes	0		
Undervotes	2		
Contest Totals	469		

### Proposition 15 – State of Texas

Vote For 1

	TOTAL	VOTE %	
For	270	57.57%	
Against	199	42.43%	
Total Votes Cast	469	100.00%	
Overvotes	0		
Undervotes	0		
Contest Totals	469		



Collin County Seal  
 Watermark Seal for Collin County.  
 Collin County Government

## PCT 244

### Proposition 16 – State of Texas

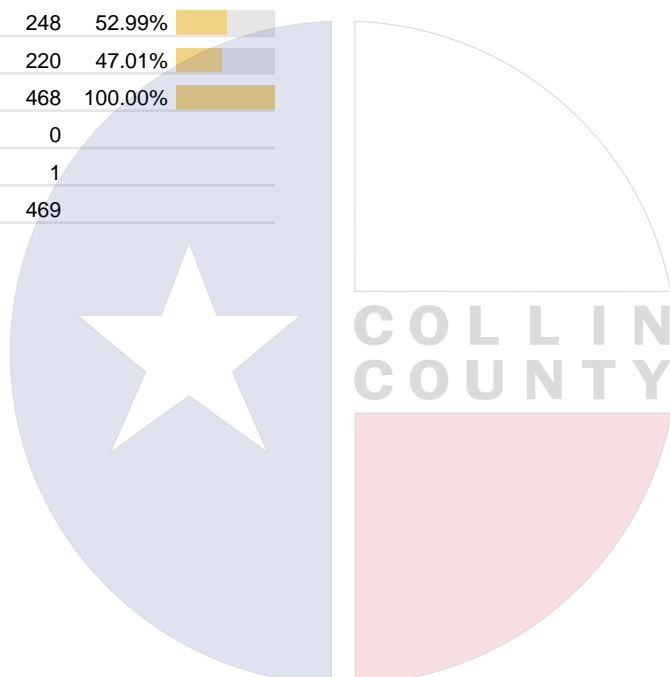
Vote For 1

	TOTAL	VOTE %	
For	288	62.07%	
Against	176	37.93%	
Total Votes Cast	464	100.00%	
Overvotes	0		
Undervotes	5		
Contest Totals	469		

### Proposition 17 – State of Texas

Vote For 1

	TOTAL	VOTE %	
For	248	52.99%	
Against	220	47.01%	
Total Votes Cast	468	100.00%	
Overvotes	0		
Undervotes	1		
Contest Totals	469		



Collin County Seal  
 Watermark Seal for Collin County.  
 Collin County Government

## PCT 245

### Proposition 1 – State of Texas

Vote For 1

	TOTAL	VOTE %	
For	163	67.63%	
Against	78	32.37%	
Total Votes Cast	241	100.00%	
Overvotes	0		
Undervotes	3		
Contest Totals	244		

### Proposition 2 – State of Texas

Vote For 1

	TOTAL	VOTE %	
For	154	63.11%	
Against	90	36.89%	
Total Votes Cast	244	100.00%	
Overvotes	0		
Undervotes	0		
Contest Totals	244		

### Proposition 3 – State of Texas

Vote For 1

	TOTAL	VOTE %	
For	130	54.17%	
Against	110	45.83%	
Total Votes Cast	240	100.00%	
Overvotes	0		
Undervotes	4		
Contest Totals	244		

### Proposition 4 – State of Texas

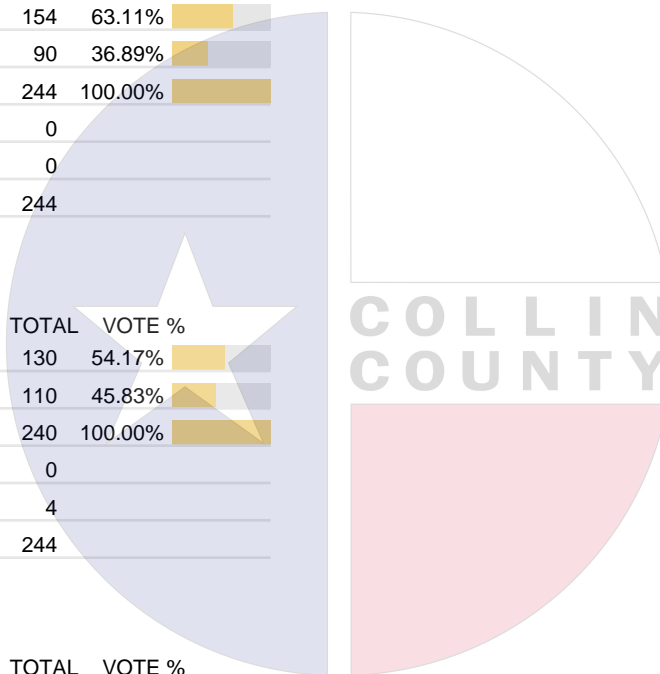
Vote For 1

	TOTAL	VOTE %	
For	174	72.80%	
Against	65	27.20%	
Total Votes Cast	239	100.00%	
Overvotes	0		
Undervotes	5		
Contest Totals	244		

### Proposition 5 – State of Texas

Vote For 1

	TOTAL	VOTE %	
For	146	62.66%	
Against	87	37.34%	
Total Votes Cast	233	100.00%	
Overvotes	0		
Undervotes	11		
Contest Totals	244		



Collin County Seal  
 Watermark Seal for Collin County.  
 Collin County Government

## PCT 245

### Proposition 6 – State of Texas

Vote For 1

	TOTAL	VOTE %	
For	130	54.39%	
Against	109	45.61%	
Total Votes Cast	239	100.00%	
Overvotes	0		
Undervotes	5		
Contest Totals	244		

### Proposition 7 – State of Texas

Vote For 1

	TOTAL	VOTE %	
For	209	86.36%	
Against	33	13.64%	
Total Votes Cast	242	100.00%	
Overvotes	0		
Undervotes	2		
Contest Totals	244		

### Proposition 8 – State of Texas

Vote For 1

	TOTAL	VOTE %	
For	163	67.08%	
Against	80	32.92%	
Total Votes Cast	243	100.00%	
Overvotes	0		
Undervotes	1		
Contest Totals	244		

### Proposition 9 – State of Texas

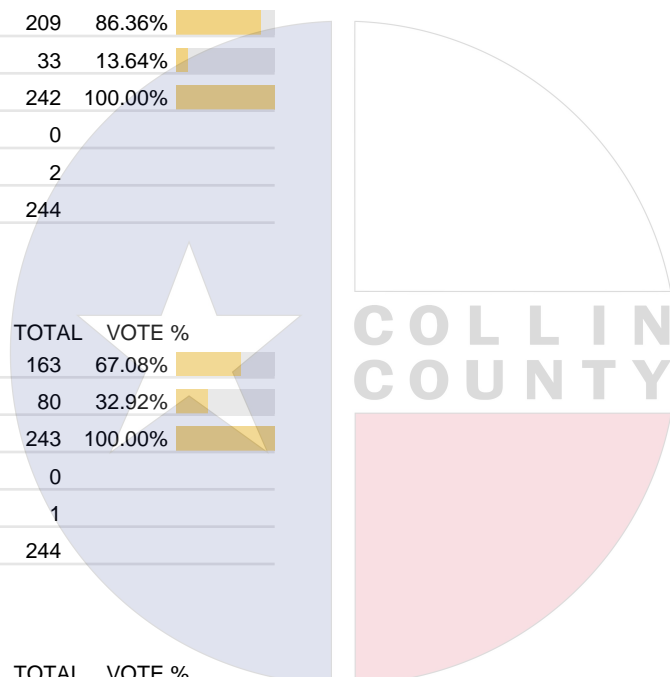
Vote For 1

	TOTAL	VOTE %	
For	158	65.56%	
Against	83	34.44%	
Total Votes Cast	241	100.00%	
Overvotes	0		
Undervotes	3		
Contest Totals	244		

### Proposition 10 – State of Texas

Vote For 1

	TOTAL	VOTE %	
For	208	85.95%	
Against	34	14.05%	
Total Votes Cast	242	100.00%	
Overvotes	0		
Undervotes	2		
Contest Totals	244		



Collin County Seal  
 Watermark Seal for Collin County.  
 Collin County Government

## PCT 245

### Proposition 11 – State of Texas

Vote For 1

	TOTAL	VOTE %	
For	185	76.76%	
Against	56	23.24%	
Total Votes Cast	241	100.00%	
Overvotes	0		
Undervotes	3		
Contest Totals	244		

### Proposition 12 – State of Texas

Vote For 1

	TOTAL	VOTE %	
For	135	55.56%	
Against	108	44.44%	
Total Votes Cast	243	100.00%	
Overvotes	0		
Undervotes	1		
Contest Totals	244		

### Proposition 13 – State of Texas

Vote For 1

	TOTAL	VOTE %	
For	186	77.18%	
Against	55	22.82%	
Total Votes Cast	241	100.00%	
Overvotes	0		
Undervotes	3		
Contest Totals	244		

### Proposition 14 – State of Texas

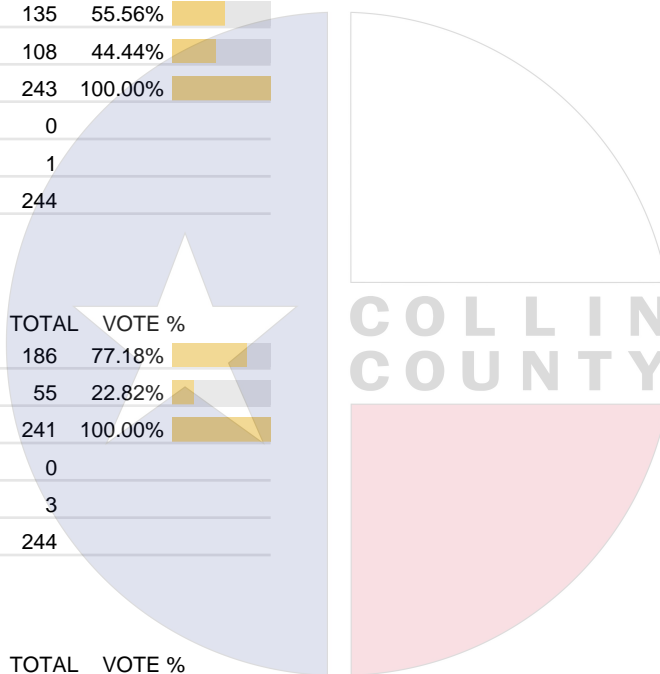
Vote For 1

	TOTAL	VOTE %	
For	164	68.05%	
Against	77	31.95%	
Total Votes Cast	241	100.00%	
Overvotes	0		
Undervotes	3		
Contest Totals	244		

### Proposition 15 – State of Texas

Vote For 1

	TOTAL	VOTE %	
For	159	65.16%	
Against	85	34.84%	
Total Votes Cast	244	100.00%	
Overvotes	0		
Undervotes	0		
Contest Totals	244		



Collin County Seal  
 Watermark Seal for Collin County.  
 Collin County Government

## PCT 245

### Proposition 16 – State of Texas

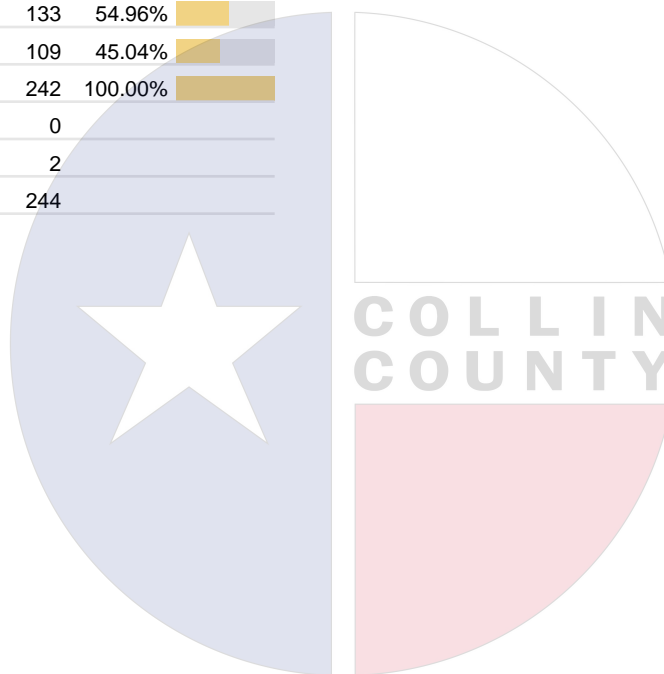
Vote For 1

	TOTAL	VOTE %	
For	156	63.93%	
Against	88	36.07%	
Total Votes Cast	244	100.00%	
Overvotes	0		
Undervotes	0		
Contest Totals	244		

### Proposition 17 – State of Texas

Vote For 1

	TOTAL	VOTE %	
For	133	54.96%	
Against	109	45.04%	
Total Votes Cast	242	100.00%	
Overvotes	0		
Undervotes	2		
Contest Totals	244		



Collin County Seal  
 Watermark Seal for Collin County.  
 Collin County Government

## PCT 246

### Proposition 1 – State of Texas

Vote For 1

	TOTAL	VOTE %	
For	416	70.51%	
Against	174	29.49%	
Total Votes Cast	590	100.00%	
Overvotes	1		
Undervotes	10		
Contest Totals	601		

### Proposition 2 – State of Texas

Vote For 1

	TOTAL	VOTE %	
For	447	74.87%	
Against	150	25.13%	
Total Votes Cast	597	100.00%	
Overvotes	1		
Undervotes	3		
Contest Totals	601		

### Proposition 3 – State of Texas

Vote For 1

	TOTAL	VOTE %	
For	343	57.55%	
Against	253	42.45%	
Total Votes Cast	596	100.00%	
Overvotes	1		
Undervotes	4		
Contest Totals	601		

### Proposition 4 – State of Texas

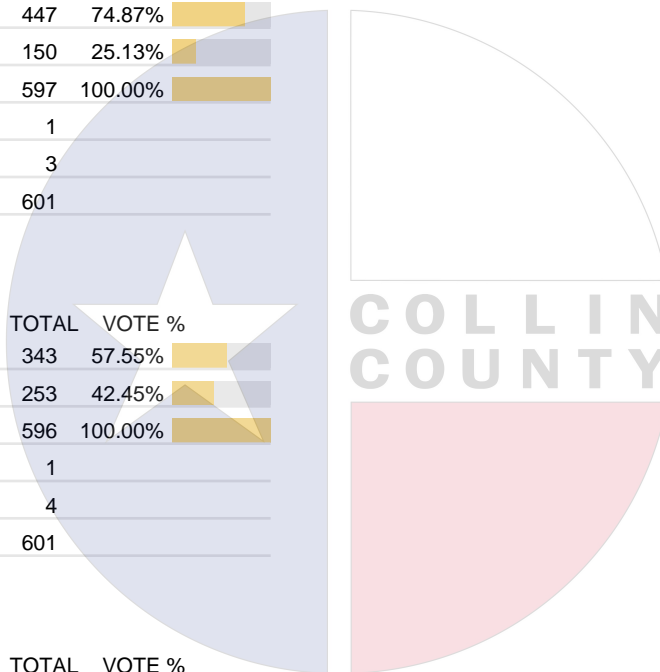
Vote For 1

	TOTAL	VOTE %	
For	439	74.53%	
Against	150	25.47%	
Total Votes Cast	589	100.00%	
Overvotes	0		
Undervotes	12		
Contest Totals	601		

### Proposition 5 – State of Texas

Vote For 1

	TOTAL	VOTE %	
For	370	64.12%	
Against	207	35.88%	
Total Votes Cast	577	100.00%	
Overvotes	0		
Undervotes	24		
Contest Totals	601		



Collin County Seal  
 Watermark Seal for Collin County.  
 Collin County Government

## PCT 246

### Proposition 6 – State of Texas

Vote For 1

	TOTAL	VOTE %	
For	344	59.21%	
Against	237	40.79%	
Total Votes Cast	581	100.00%	
Overvotes	0		
Undervotes	20		
Contest Totals	601		

### Proposition 7 – State of Texas

Vote For 1

	TOTAL	VOTE %	
For	502	84.65%	
Against	91	15.35%	
Total Votes Cast	593	100.00%	
Overvotes	0		
Undervotes	8		
Contest Totals	601		

### Proposition 8 – State of Texas

Vote For 1

	TOTAL	VOTE %	
For	470	78.86%	
Against	126	21.14%	
Total Votes Cast	596	100.00%	
Overvotes	0		
Undervotes	5		
Contest Totals	601		

### Proposition 9 – State of Texas

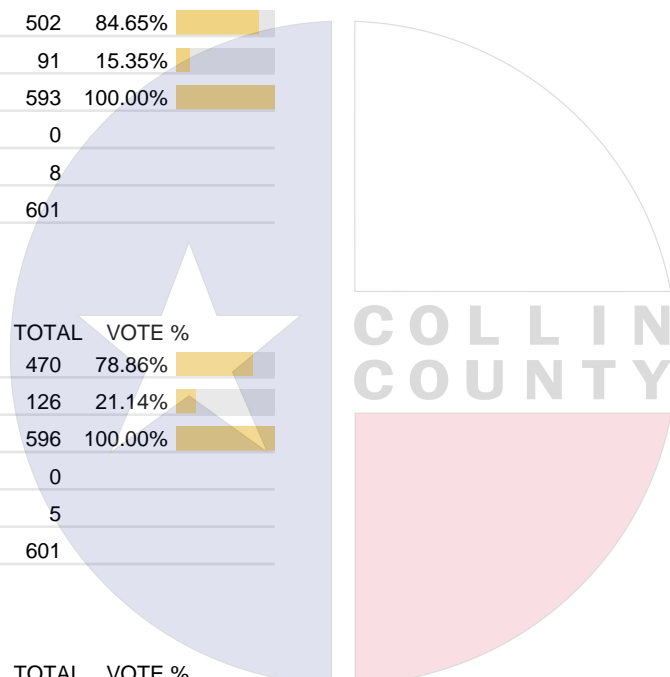
Vote For 1

	TOTAL	VOTE %	
For	403	68.89%	
Against	182	31.11%	
Total Votes Cast	585	100.00%	
Overvotes	0		
Undervotes	16		
Contest Totals	601		

### Proposition 10 – State of Texas

Vote For 1

	TOTAL	VOTE %	
For	536	90.85%	
Against	54	9.15%	
Total Votes Cast	590	100.00%	
Overvotes	0		
Undervotes	11		
Contest Totals	601		



Collin County Seal  
 Watermark Seal for Collin County.  
 Collin County Government

## PCT 246

### Proposition 11 – State of Texas

Vote For 1

	TOTAL	VOTE %	
For	471	79.16%	
Against	124	20.84%	
Total Votes Cast	595	100.00%	
Overvotes	0		
Undervotes	6		
Contest Totals	601		

### Proposition 12 – State of Texas

Vote For 1

	TOTAL	VOTE %	
For	336	57.73%	
Against	246	42.27%	
Total Votes Cast	582	100.00%	
Overvotes	0		
Undervotes	19		
Contest Totals	601		

### Proposition 13 – State of Texas

Vote For 1

	TOTAL	VOTE %	
For	533	89.28%	
Against	64	10.72%	
Total Votes Cast	597	100.00%	
Overvotes	0		
Undervotes	4		
Contest Totals	601		

### Proposition 14 – State of Texas

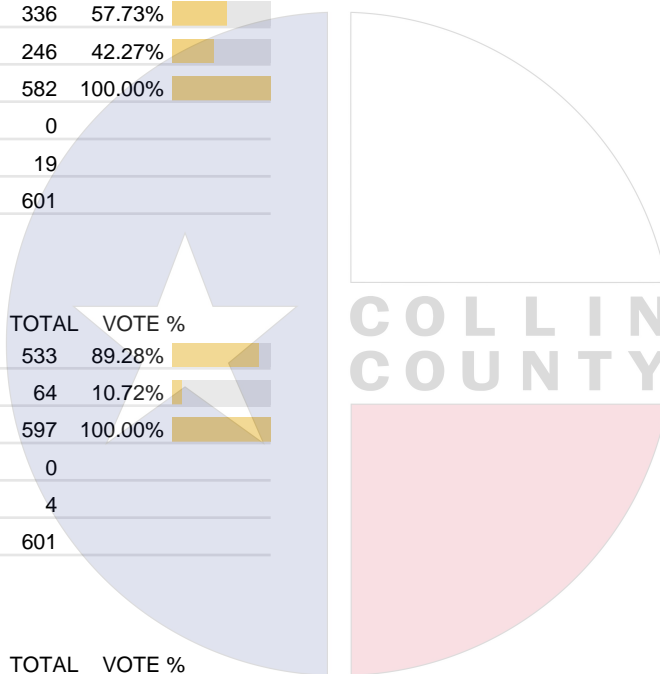
Vote For 1

	TOTAL	VOTE %	
For	389	65.71%	
Against	203	34.29%	
Total Votes Cast	592	100.00%	
Overvotes	0		
Undervotes	9		
Contest Totals	601		

### Proposition 15 – State of Texas

Vote For 1

	TOTAL	VOTE %	
For	405	67.95%	
Against	191	32.05%	
Total Votes Cast	596	100.00%	
Overvotes	0		
Undervotes	5		
Contest Totals	601		



Collin County Seal  
 Watermark Seal for Collin County.  
 Collin County Government

## PCT 246

### Proposition 16 – State of Texas

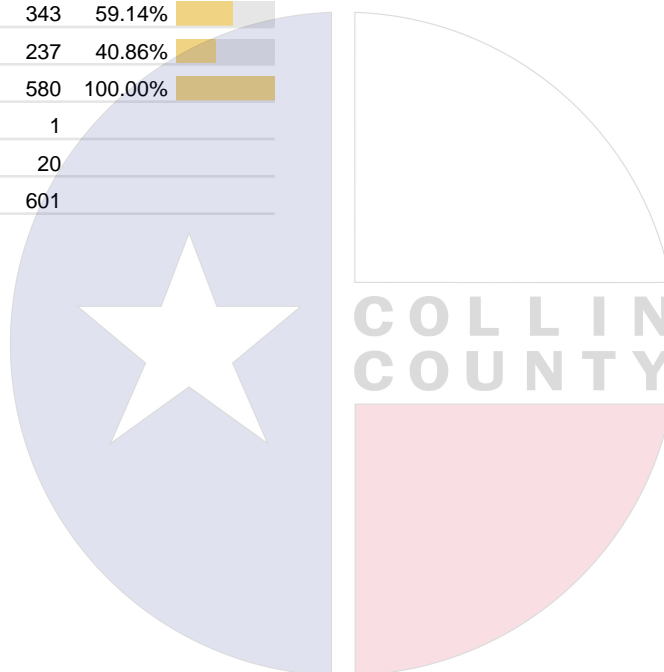
Vote For 1

	TOTAL	VOTE %	
For	428	72.05%	
Against	166	27.95%	
Total Votes Cast	594	100.00%	
Overvotes	0		
Undervotes	7		
Contest Totals	601		

### Proposition 17 – State of Texas

Vote For 1

	TOTAL	VOTE %	
For	343	59.14%	
Against	237	40.86%	
Total Votes Cast	580	100.00%	
Overvotes	1		
Undervotes	20		
Contest Totals	601		



Collin County Seal  
 Watermark Seal for Collin County.  
 Collin County Government

## PCT 247

### Proposition 1 – State of Texas

Vote For 1

	TOTAL	VOTE %	
For	286	57.55%	
Against	211	42.45%	
Total Votes Cast	497	100.00%	
Overvotes	0		
Undervotes	6		
Contest Totals	503		

### Proposition 2 – State of Texas

Vote For 1

	TOTAL	VOTE %	
For	402	80.08%	
Against	100	19.92%	
Total Votes Cast	502	100.00%	
Overvotes	0		
Undervotes	1		
Contest Totals	503		

### Proposition 3 – State of Texas

Vote For 1

	TOTAL	VOTE %	
For	320	64.00%	
Against	180	36.00%	
Total Votes Cast	500	100.00%	
Overvotes	0		
Undervotes	3		
Contest Totals	503		

### Proposition 4 – State of Texas

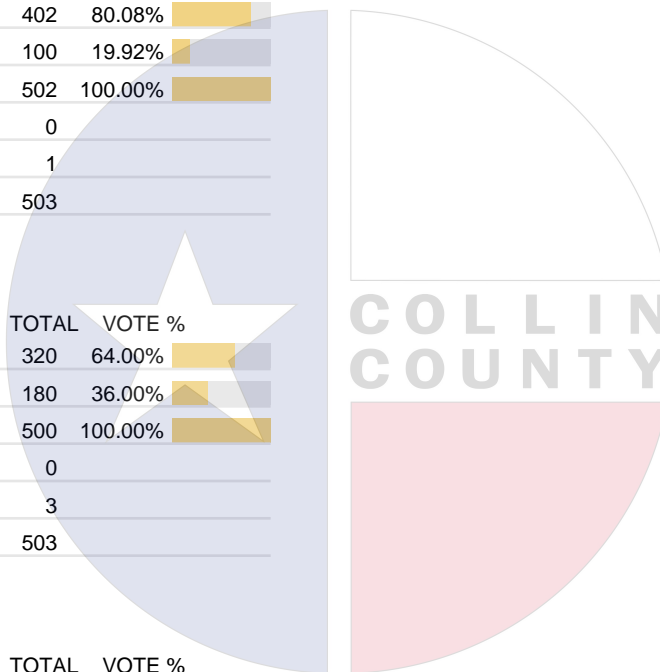
Vote For 1

	TOTAL	VOTE %	
For	326	65.20%	
Against	174	34.80%	
Total Votes Cast	500	100.00%	
Overvotes	1		
Undervotes	2		
Contest Totals	503		

### Proposition 5 – State of Texas

Vote For 1

	TOTAL	VOTE %	
For	412	82.90%	
Against	85	17.10%	
Total Votes Cast	497	100.00%	
Overvotes	1		
Undervotes	5		
Contest Totals	503		



Collin County Seal  
 Watermark Seal for Collin County.  
 Collin County Government

## PCT 247

### Proposition 6 – State of Texas

Vote For 1

	TOTAL	VOTE %	
For	358	71.89%	
Against	140	28.11%	
Total Votes Cast	498	100.00%	
Overvotes	0		
Undervotes	5		
Contest Totals	503		

### Proposition 7 – State of Texas

Vote For 1

	TOTAL	VOTE %	
For	437	87.23%	
Against	64	12.77%	
Total Votes Cast	501	100.00%	
Overvotes	0		
Undervotes	2		
Contest Totals	503		

### Proposition 8 – State of Texas

Vote For 1

	TOTAL	VOTE %	
For	431	85.86%	
Against	71	14.14%	
Total Votes Cast	502	100.00%	
Overvotes	0		
Undervotes	1		
Contest Totals	503		

### Proposition 9 – State of Texas

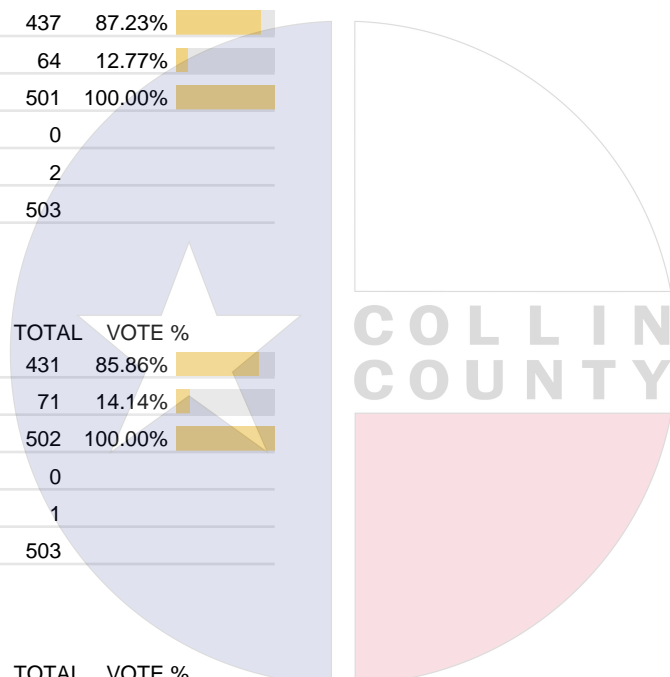
Vote For 1

	TOTAL	VOTE %	
For	389	78.27%	
Against	108	21.73%	
Total Votes Cast	497	100.00%	
Overvotes	0		
Undervotes	6		
Contest Totals	503		

### Proposition 10 – State of Texas

Vote For 1

	TOTAL	VOTE %	
For	469	93.61%	
Against	32	6.39%	
Total Votes Cast	501	100.00%	
Overvotes	1		
Undervotes	1		
Contest Totals	503		



Collin County Seal  
 Watermark Seal for Collin County.  
 Collin County Government

## PCT 247

### Proposition 11 – State of Texas

Vote For 1

	TOTAL	VOTE %	
For	394	78.80%	
Against	106	21.20%	
Total Votes Cast	500	100.00%	
Overvotes	0		
Undervotes	3		
Contest Totals	503		

### Proposition 12 – State of Texas

Vote For 1

	TOTAL	VOTE %	
For	352	70.82%	
Against	145	29.18%	
Total Votes Cast	497	100.00%	
Overvotes	0		
Undervotes	6		
Contest Totals	503		

### Proposition 13 – State of Texas

Vote For 1

	TOTAL	VOTE %	
For	458	91.42%	
Against	43	8.58%	
Total Votes Cast	501	100.00%	
Overvotes	0		
Undervotes	2		
Contest Totals	503		

### Proposition 14 – State of Texas

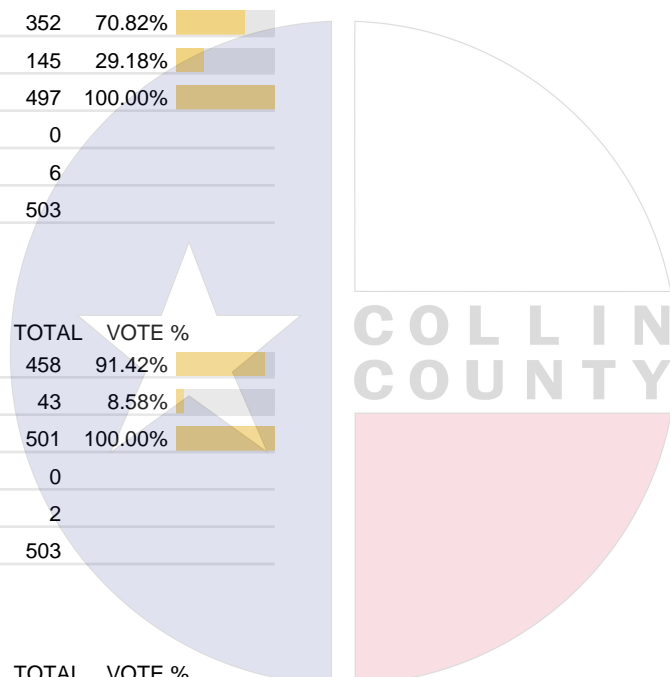
Vote For 1

	TOTAL	VOTE %	
For	269	53.91%	
Against	230	46.09%	
Total Votes Cast	499	100.00%	
Overvotes	0		
Undervotes	4		
Contest Totals	503		

### Proposition 15 – State of Texas

Vote For 1

	TOTAL	VOTE %	
For	384	76.80%	
Against	116	23.20%	
Total Votes Cast	500	100.00%	
Overvotes	0		
Undervotes	3		
Contest Totals	503		



Collin County Seal  
 Watermark Seal for Collin County.  
 Collin County Government

## PCT 247

### Proposition 16 – State of Texas

Vote For 1

	TOTAL	VOTE %	
For	416	83.03%	
Against	85	16.97%	
Total Votes Cast	501	100.00%	
Overvotes	0		
Undervotes	2		
Contest Totals	503		

### Proposition 17 – State of Texas

Vote For 1

	TOTAL	VOTE %	
For	356	71.92%	
Against	139	28.08%	
Total Votes Cast	495	100.00%	
Overvotes	0		
Undervotes	8		
Contest Totals	503		

### Proposition – Collin County ESD, No. 1

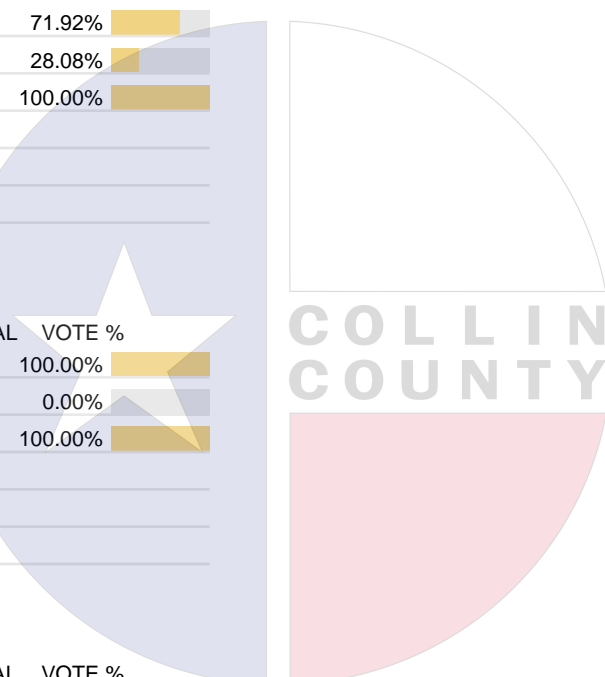
Vote For 1

	TOTAL	VOTE %	
For	9	100.00%	
Against	0	0.00%	
Total Votes Cast	9	100.00%	
Overvotes	0		
Undervotes	0		
Contest Totals	9		

### For School Trustees – Princeton ISD

Vote For 2

	TOTAL	VOTE %	
Sam Nevarez	2	3.92%	
Sonia Ledezma	3	5.88%	
Charlotte Wilson	4	7.84%	
John Campbell	21	41.18%	
Julia Schmoker	20	39.22%	
Melissa Ait Belaid	0	0.00%	
Kay McLaughlin	1	1.96%	
Total Votes Cast	51	100.00%	
Overvotes	0		
Undervotes	17		
Contest Totals	68		



Collin County Seal  
 Watermark Seal for Collin County,  
 Collin County Government

## PCT 248

### Proposition 1 – State of Texas

Vote For 1

	TOTAL	VOTE %	
For	209	73.59%	
Against	75	26.41%	
Total Votes Cast	284	100.00%	
Overvotes	0		
Undervotes	2		
Contest Totals	286		

### Proposition 2 – State of Texas

Vote For 1

	TOTAL	VOTE %	
For	187	66.08%	
Against	96	33.92%	
Total Votes Cast	283	100.00%	
Overvotes	2		
Undervotes	1		
Contest Totals	286		

### Proposition 3 – State of Texas

Vote For 1

	TOTAL	VOTE %	
For	152	53.52%	
Against	132	46.48%	
Total Votes Cast	284	100.00%	
Overvotes	0		
Undervotes	2		
Contest Totals	286		

### Proposition 4 – State of Texas

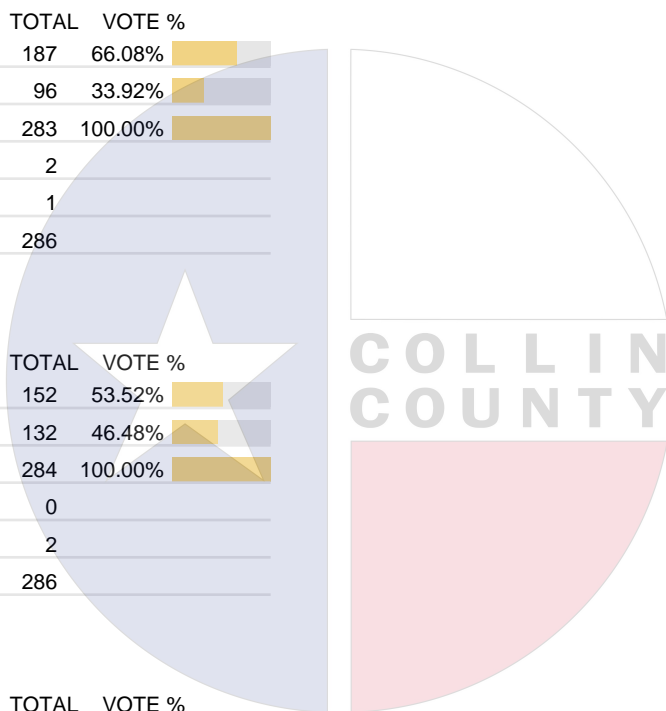
Vote For 1

	TOTAL	VOTE %	
For	215	75.44%	
Against	70	24.56%	
Total Votes Cast	285	100.00%	
Overvotes	0		
Undervotes	1		
Contest Totals	286		

### Proposition 5 – State of Texas

Vote For 1

	TOTAL	VOTE %	
For	177	62.99%	
Against	104	37.01%	
Total Votes Cast	281	100.00%	
Overvotes	1		
Undervotes	4		
Contest Totals	286		



Collin County Seal  
 Watermark Seal for Collin County,  
 Collin County Government

## PCT 248

### Proposition 6 – State of Texas

Vote For 1

	TOTAL	VOTE %	
For	153	54.26%	
Against	129	45.74%	
Total Votes Cast	282	100.00%	
Overvotes	1		
Undervotes	3		
Contest Totals	286		

### Proposition 7 – State of Texas

Vote For 1

	TOTAL	VOTE %	
For	252	88.11%	
Against	34	11.89%	
Total Votes Cast	286	100.00%	
Overvotes	0		
Undervotes	0		
Contest Totals	286		

### Proposition 8 – State of Texas

Vote For 1

	TOTAL	VOTE %	
For	198	69.23%	
Against	88	30.77%	
Total Votes Cast	286	100.00%	
Overvotes	0		
Undervotes	0		
Contest Totals	286		

### Proposition 9 – State of Texas

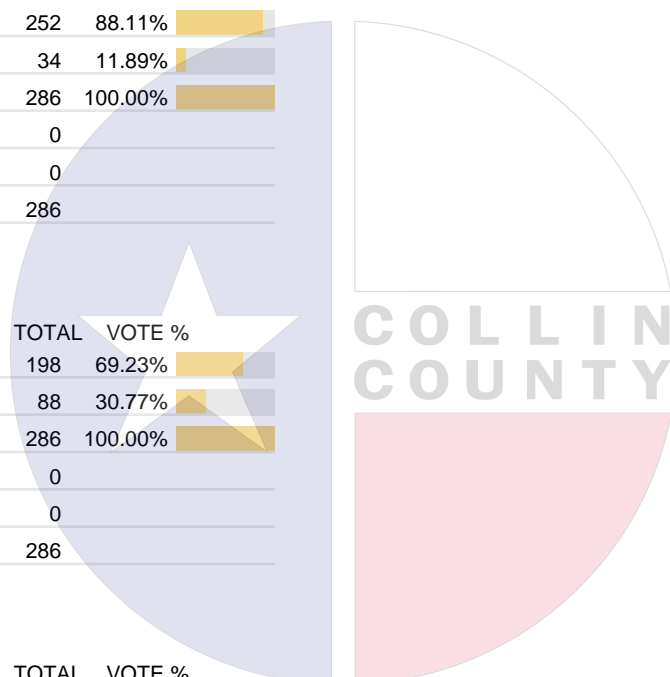
Vote For 1

	TOTAL	VOTE %	
For	198	70.21%	
Against	84	29.79%	
Total Votes Cast	282	100.00%	
Overvotes	0		
Undervotes	4		
Contest Totals	286		

### Proposition 10 – State of Texas

Vote For 1

	TOTAL	VOTE %	
For	252	88.42%	
Against	33	11.58%	
Total Votes Cast	285	100.00%	
Overvotes	0		
Undervotes	1		
Contest Totals	286		



Collin County Seal  
 Watermark Seal for Collin County.  
 Collin County Government

## PCT 248

### Proposition 11 – State of Texas

Vote For 1

	TOTAL	VOTE %	
For	247	86.36%	
Against	39	13.64%	
Total Votes Cast	286	100.00%	
Overvotes	0		
Undervotes	0		
Contest Totals	286		

### Proposition 12 – State of Texas

Vote For 1

	TOTAL	VOTE %	
For	149	52.84%	
Against	133	47.16%	
Total Votes Cast	282	100.00%	
Overvotes	0		
Undervotes	4		
Contest Totals	286		

### Proposition 13 – State of Texas

Vote For 1

	TOTAL	VOTE %	
For	250	87.41%	
Against	36	12.59%	
Total Votes Cast	286	100.00%	
Overvotes	0		
Undervotes	0		
Contest Totals	286		

### Proposition 14 – State of Texas

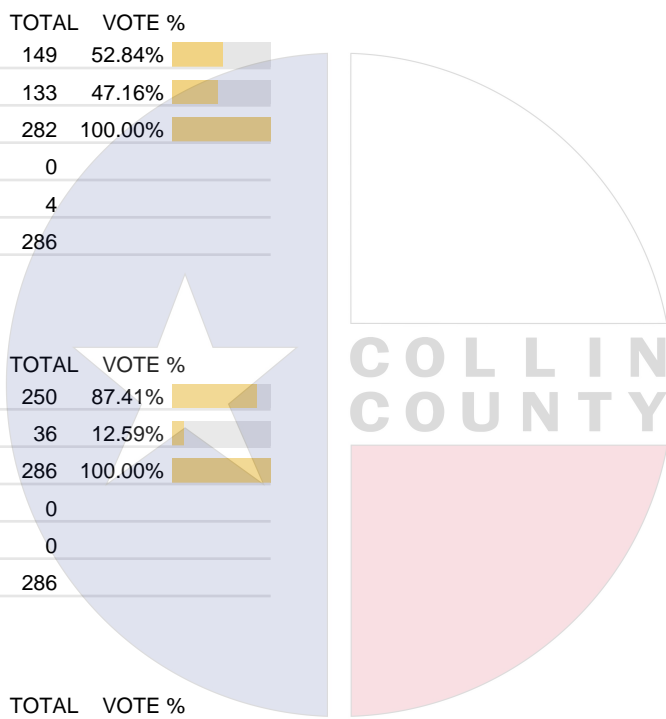
Vote For 1

	TOTAL	VOTE %	
For	190	66.90%	
Against	94	33.10%	
Total Votes Cast	284	100.00%	
Overvotes	0		
Undervotes	2		
Contest Totals	286		

### Proposition 15 – State of Texas

Vote For 1

	TOTAL	VOTE %	
For	190	66.90%	
Against	94	33.10%	
Total Votes Cast	284	100.00%	
Overvotes	1		
Undervotes	1		
Contest Totals	286		



Collin County Seal  
 Watermark Seal for Collin County.  
 Collin County Government

## PCT 248

### Proposition 16 – State of Texas

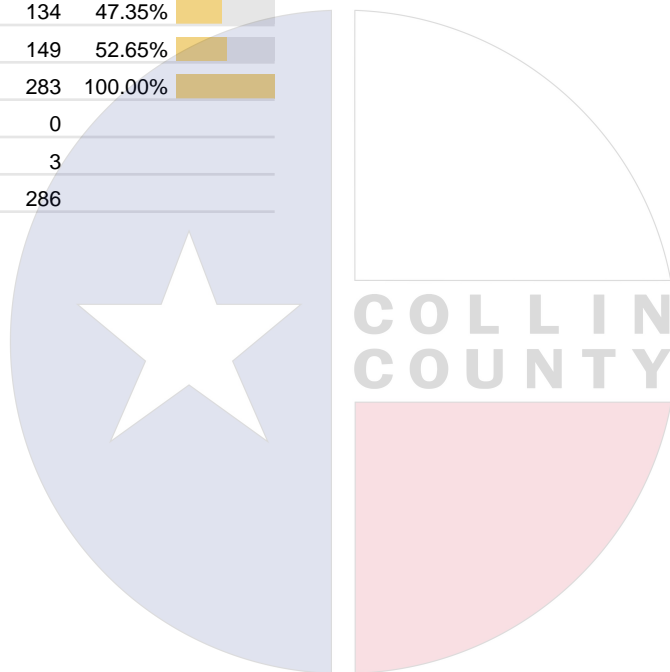
Vote For 1

	TOTAL	VOTE %	
For	191	66.78%	
Against	95	33.22%	
Total Votes Cast	286	100.00%	
Overvotes	0		
Undervotes	0		
Contest Totals	286		

### Proposition 17 – State of Texas

Vote For 1

	TOTAL	VOTE %	
For	134	47.35%	
Against	149	52.65%	
Total Votes Cast	283	100.00%	
Overvotes	0		
Undervotes	3		
Contest Totals	286		



Collin County Seal  
 Watermark Seal for Collin County.  
 Collin County Government

## PCT 249

### Proposition 1 – State of Texas

Vote For 1

	TOTAL	VOTE %	
For	368	70.91%	
Against	151	29.09%	
Total Votes Cast	519	100.00%	
Overvotes	0		
Undervotes	9		
Contest Totals	528		

### Proposition 2 – State of Texas

Vote For 1

	TOTAL	VOTE %	
For	364	69.87%	
Against	157	30.13%	
Total Votes Cast	521	100.00%	
Overvotes	1		
Undervotes	6		
Contest Totals	528		

### Proposition 3 – State of Texas

Vote For 1

	TOTAL	VOTE %	
For	313	60.08%	
Against	208	39.92%	
Total Votes Cast	521	100.00%	
Overvotes	0		
Undervotes	7		
Contest Totals	528		

### Proposition 4 – State of Texas

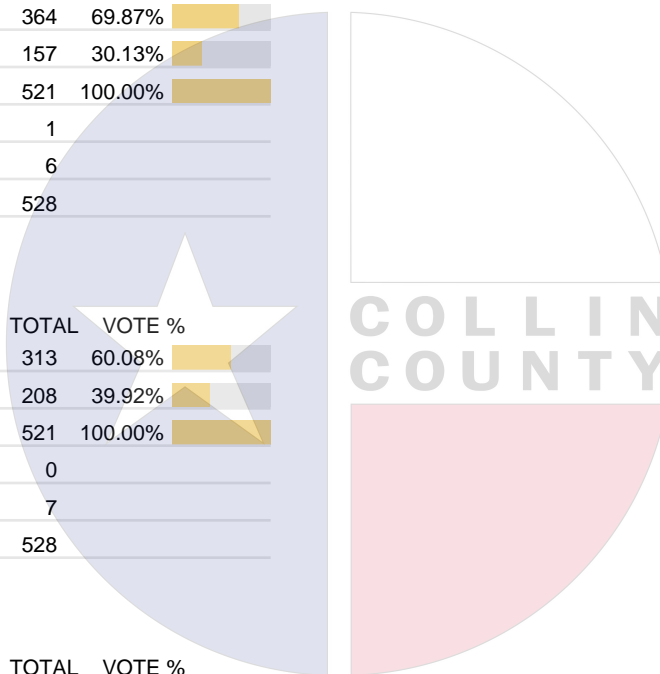
Vote For 1

	TOTAL	VOTE %	
For	385	74.04%	
Against	135	25.96%	
Total Votes Cast	520	100.00%	
Overvotes	0		
Undervotes	8		
Contest Totals	528		

### Proposition 5 – State of Texas

Vote For 1

	TOTAL	VOTE %	
For	375	72.25%	
Against	144	27.75%	
Total Votes Cast	519	100.00%	
Overvotes	1		
Undervotes	8		
Contest Totals	528		



Collin County Seal  
 Watermark Seal for Collin County,  
 Collin County Government

## PCT 249

### Proposition 6 – State of Texas

Vote For 1

	TOTAL	VOTE %	
For	298	57.64%	
Against	219	42.36%	
Total Votes Cast	517	100.00%	
Overvotes	1		
Undervotes	10		
Contest Totals	528		

### Proposition 7 – State of Texas

Vote For 1

	TOTAL	VOTE %	
For	464	88.89%	
Against	58	11.11%	
Total Votes Cast	522	100.00%	
Overvotes	0		
Undervotes	6		
Contest Totals	528		

### Proposition 8 – State of Texas

Vote For 1

	TOTAL	VOTE %	
For	386	73.66%	
Against	138	26.34%	
Total Votes Cast	524	100.00%	
Overvotes	0		
Undervotes	4		
Contest Totals	528		

### Proposition 9 – State of Texas

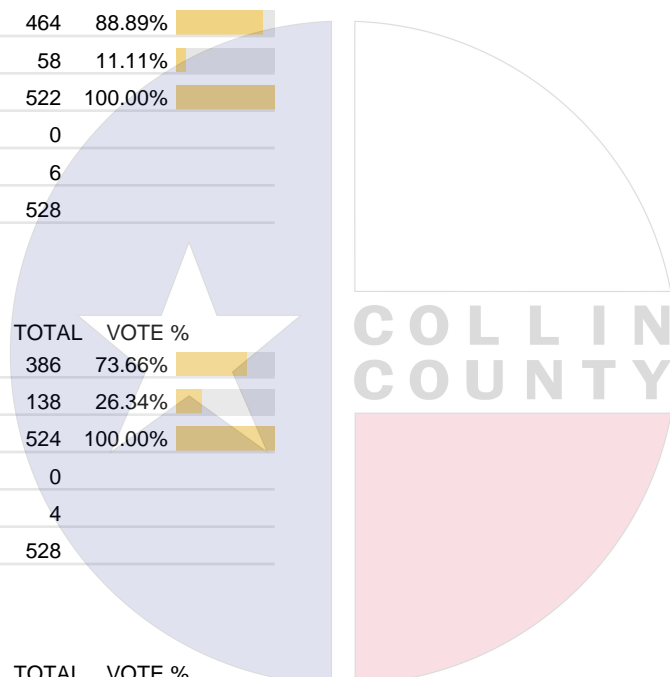
Vote For 1

	TOTAL	VOTE %	
For	388	74.76%	
Against	131	25.24%	
Total Votes Cast	519	100.00%	
Overvotes	0		
Undervotes	9		
Contest Totals	528		

### Proposition 10 – State of Texas

Vote For 1

	TOTAL	VOTE %	
For	476	91.36%	
Against	45	8.64%	
Total Votes Cast	521	100.00%	
Overvotes	0		
Undervotes	7		
Contest Totals	528		



Collin County Seal  
 Watermark Seal for Collin County.  
 Collin County Government

## PCT 249

### Proposition 11 – State of Texas

Vote For 1

	TOTAL	VOTE %	
For	410	77.95%	
Against	116	22.05%	
Total Votes Cast	526	100.00%	
Overvotes	0		
Undervotes	2		
Contest Totals	528		

### Proposition 12 – State of Texas

Vote For 1

	TOTAL	VOTE %	
For	360	69.23%	
Against	160	30.77%	
Total Votes Cast	520	100.00%	
Overvotes	0		
Undervotes	8		
Contest Totals	528		

### Proposition 13 – State of Texas

Vote For 1

	TOTAL	VOTE %	
For	439	83.78%	
Against	85	16.22%	
Total Votes Cast	524	100.00%	
Overvotes	0		
Undervotes	4		
Contest Totals	528		

### Proposition 14 – State of Texas

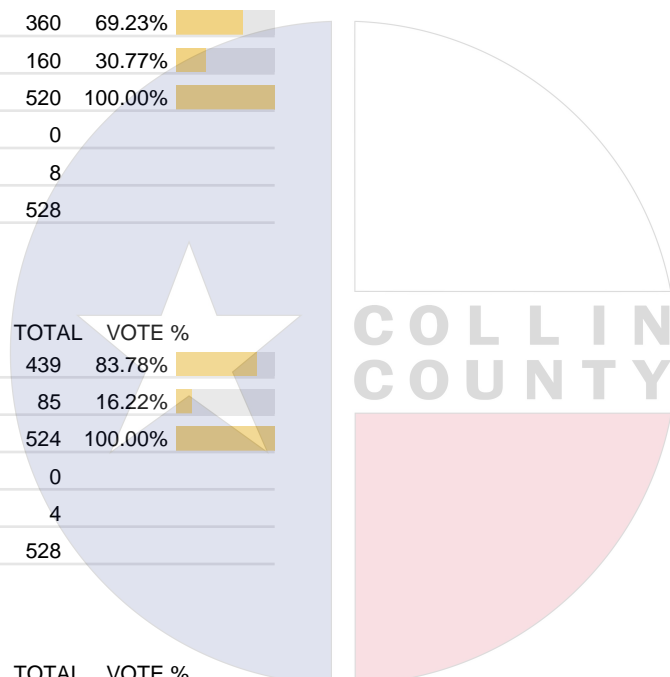
Vote For 1

	TOTAL	VOTE %	
For	346	66.67%	
Against	173	33.33%	
Total Votes Cast	519	100.00%	
Overvotes	1		
Undervotes	8		
Contest Totals	528		

### Proposition 15 – State of Texas

Vote For 1

	TOTAL	VOTE %	
For	367	70.31%	
Against	155	29.69%	
Total Votes Cast	522	100.00%	
Overvotes	0		
Undervotes	6		
Contest Totals	528		



Collin County Seal  
 Watermark Seal for Collin County.  
 Collin County Government

## PCT 249

### Proposition 16 – State of Texas

Vote For 1

	TOTAL	VOTE %	
For	391	74.62%	
Against	133	25.38%	
Total Votes Cast	524	100.00%	
Overvotes	0		
Undervotes	4		
Contest Totals	528		

### Proposition 17 – State of Texas

Vote For 1

	TOTAL	VOTE %	
For	317	61.20%	
Against	201	38.80%	
Total Votes Cast	518	100.00%	
Overvotes	0		
Undervotes	10		
Contest Totals	528		

### Proposition A – City of Anna

Vote For 1

	TOTAL	VOTE %	
For	421	86.45%	
Against	66	13.55%	
Total Votes Cast	487	100.00%	
Overvotes	0		
Undervotes	7		
Contest Totals	494		

### Proposition B – City of Anna

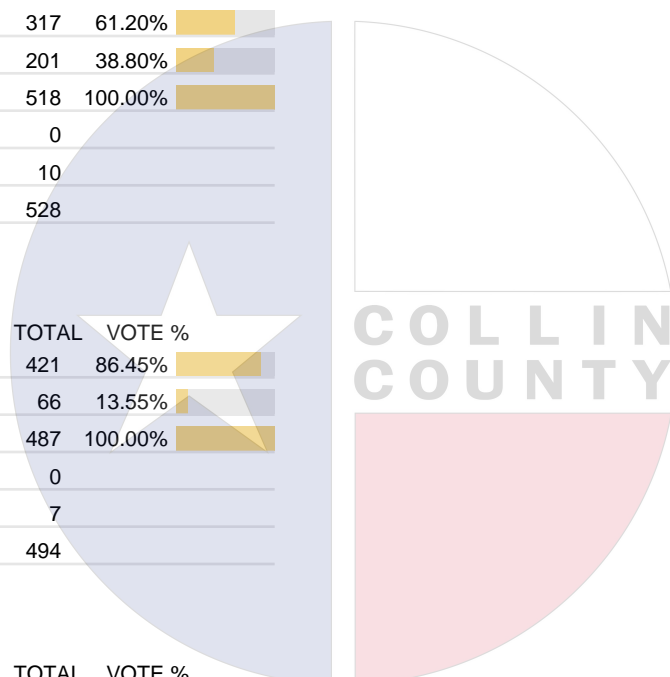
Vote For 1

	TOTAL	VOTE %	
For	434	91.37%	
Against	41	8.63%	
Total Votes Cast	475	100.00%	
Overvotes	0		
Undervotes	19		
Contest Totals	494		

### Proposition C – City of Anna

Vote For 1

	TOTAL	VOTE %	
For	187	38.72%	
Against	296	61.28%	
Total Votes Cast	483	100.00%	
Overvotes	0		
Undervotes	11		
Contest Totals	494		



Collin County Seal  
 Watermark Seal for Collin County.  
 Collin County Government

## PCT 249

### Proposition D – City of Anna

Vote For 1

	TOTAL	VOTE %	
For	476	97.14%	
Against	14	2.86%	
Total Votes Cast	490	100.00%	
Overvotes	0		
Undervotes	4		
Contest Totals	494		

### Proposition E – City of Anna

Vote For 1

	TOTAL	VOTE %	
For	240	49.79%	
Against	242	50.21%	
Total Votes Cast	482	100.00%	
Overvotes	0		
Undervotes	12		
Contest Totals	494		

### Proposition F – City of Anna

Vote For 1

	TOTAL	VOTE %	
For	388	80.00%	
Against	97	20.00%	
Total Votes Cast	485	100.00%	
Overvotes	0		
Undervotes	9		
Contest Totals	494		

### Proposition G – City of Anna

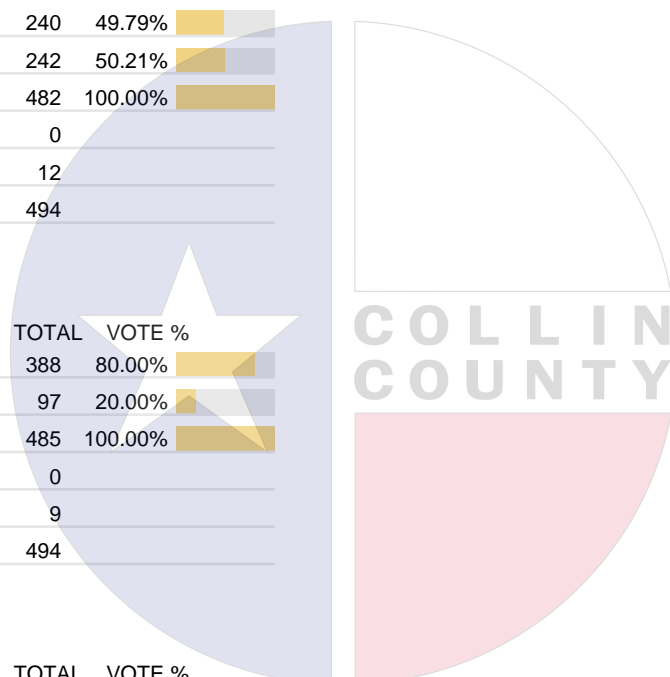
Vote For 1

	TOTAL	VOTE %	
For	388	80.00%	
Against	97	20.00%	
Total Votes Cast	485	100.00%	
Overvotes	0		
Undervotes	9		
Contest Totals	494		

### Proposition H – City of Anna

Vote For 1

	TOTAL	VOTE %	
For	160	33.06%	
Against	324	66.94%	
Total Votes Cast	484	100.00%	
Overvotes	0		
Undervotes	10		
Contest Totals	494		



Collin County Seal  
 Watermark Seal for Collin County.  
 Collin County Government

## PCT 249

### Proposition I – City of Anna

Vote For 1

	TOTAL	VOTE %	
For	361	77.63%	
Against	104	22.37%	
Total Votes Cast	465	100.00%	
Overvotes	0		
Undervotes	29		
Contest Totals	494		

### Proposition J – City of Anna

Vote For 1

	TOTAL	VOTE %	
For	468	96.10%	
Against	19	3.90%	
Total Votes Cast	487	100.00%	
Overvotes	0		
Undervotes	7		
Contest Totals	494		

### Proposition K – City of Anna

Vote For 1

	TOTAL	VOTE %	
For	148	30.77%	
Against	333	69.23%	
Total Votes Cast	481	100.00%	
Overvotes	0		
Undervotes	13		
Contest Totals	494		

### Proposition L – City of Anna

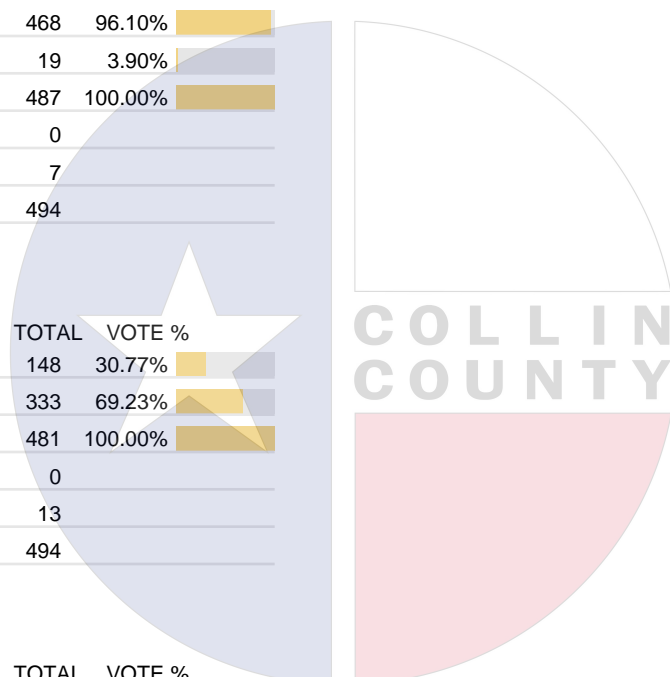
Vote For 1

	TOTAL	VOTE %	
For	362	75.73%	
Against	116	24.27%	
Total Votes Cast	478	100.00%	
Overvotes	0		
Undervotes	16		
Contest Totals	494		

### Proposition M – City of Anna

Vote For 1

	TOTAL	VOTE %	
For	423	89.62%	
Against	49	10.38%	
Total Votes Cast	472	100.00%	
Overvotes	1		
Undervotes	21		
Contest Totals	494		



Collin County Seal  
 Watermark Seal for Collin County.  
 Collin County Government

## PCT 249

### Proposition N – City of Anna

Vote For 1

	TOTAL	VOTE %	
For	171	36.62%	
Against	296	63.38%	
Total Votes Cast	467	100.00%	
Overvotes	0		
Undervotes	27		
Contest Totals	494		

### Proposition O – City of Anna

Vote For 1

	TOTAL	VOTE %	
For	452	92.81%	
Against	35	7.19%	
Total Votes Cast	487	100.00%	
Overvotes	0		
Undervotes	7		
Contest Totals	494		

### Proposition P – City of Anna

Vote For 1

	TOTAL	VOTE %	
For	154	32.22%	
Against	324	67.78%	
Total Votes Cast	478	100.00%	
Overvotes	0		
Undervotes	16		
Contest Totals	494		

### Proposition Q – City of Anna

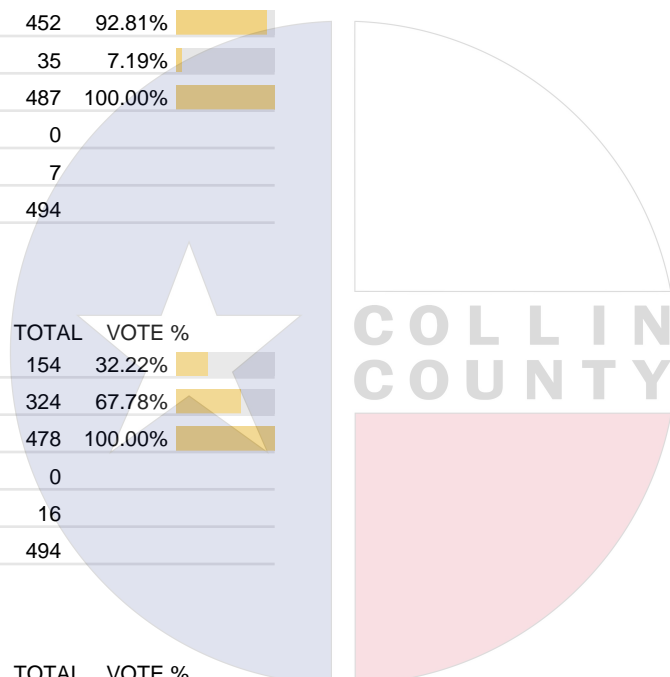
Vote For 1

	TOTAL	VOTE %	
For	115	24.68%	
Against	351	75.32%	
Total Votes Cast	466	100.00%	
Overvotes	1		
Undervotes	27		
Contest Totals	494		

### Proposition R – City of Anna

Vote For 1

	TOTAL	VOTE %	
For	433	90.78%	
Against	44	9.22%	
Total Votes Cast	477	100.00%	
Overvotes	0		
Undervotes	17		
Contest Totals	494		







Collin County Seal  
 Watermark Seal for Collin County.  
 Collin County Government

## PCT 249

### Proposition S – City of Anna

Vote For 1

	TOTAL	VOTE %	
For	457	93.27%	
Against	33	6.73%	
Total Votes Cast	490	100.00%	
Overvotes	0		
Undervotes	4		
Contest Totals	494		



Collin County Seal  
Watermark Seal for Collin County.  
Collin County Government

## PCT 250

### Proposition 1 – State of Texas

Vote For 1

	TOTAL	VOTE %	
For	261	75.87%	
Against	83	24.13%	
Total Votes Cast	344	100.00%	
Overvotes	0		
Undervotes	1		
Contest Totals	345		

### Proposition 2 – State of Texas

Vote For 1

	TOTAL	VOTE %	
For	206	59.88%	
Against	138	40.12%	
Total Votes Cast	344	100.00%	
Overvotes	0		
Undervotes	1		
Contest Totals	345		

### Proposition 3 – State of Texas

Vote For 1

	TOTAL	VOTE %	
For	167	48.83%	
Against	175	51.17%	
Total Votes Cast	342	100.00%	
Overvotes	0		
Undervotes	3		
Contest Totals	345		

### Proposition 4 – State of Texas

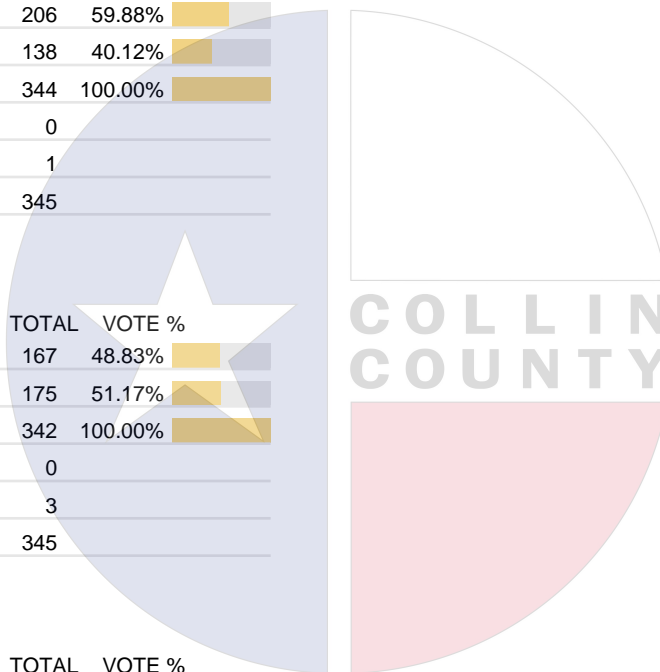
Vote For 1

	TOTAL	VOTE %	
For	260	75.58%	
Against	84	24.42%	
Total Votes Cast	344	100.00%	
Overvotes	0		
Undervotes	1		
Contest Totals	345		

### Proposition 5 – State of Texas

Vote For 1

	TOTAL	VOTE %	
For	179	52.96%	
Against	159	47.04%	
Total Votes Cast	338	100.00%	
Overvotes	1		
Undervotes	6		
Contest Totals	345		



Collin County Seal  
 Watermark Seal for Collin County.  
 Collin County Government

## PCT 250

### Proposition 6 – State of Texas

Vote For 1

	TOTAL	VOTE %	
For	169	49.71%	
Against	171	50.29%	
Total Votes Cast	340	100.00%	
Overvotes	0		
Undervotes	5		
Contest Totals	345		

### Proposition 7 – State of Texas

Vote For 1

	TOTAL	VOTE %	
For	284	82.56%	
Against	60	17.44%	
Total Votes Cast	344	100.00%	
Overvotes	0		
Undervotes	1		
Contest Totals	345		

### Proposition 8 – State of Texas

Vote For 1

	TOTAL	VOTE %	
For	233	67.93%	
Against	110	32.07%	
Total Votes Cast	343	100.00%	
Overvotes	0		
Undervotes	2		
Contest Totals	345		

### Proposition 9 – State of Texas

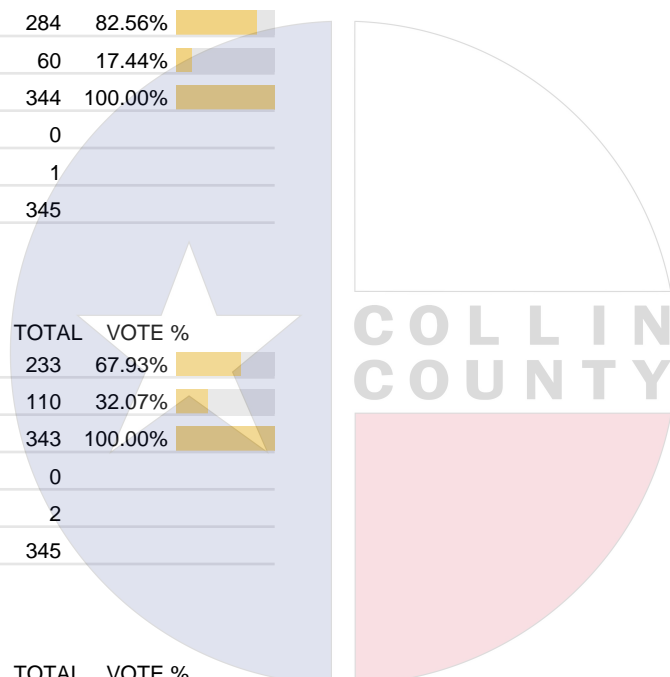
Vote For 1

	TOTAL	VOTE %	
For	224	65.31%	
Against	119	34.69%	
Total Votes Cast	343	100.00%	
Overvotes	0		
Undervotes	2		
Contest Totals	345		

### Proposition 10 – State of Texas

Vote For 1

	TOTAL	VOTE %	
For	310	90.38%	
Against	33	9.62%	
Total Votes Cast	343	100.00%	
Overvotes	0		
Undervotes	2		
Contest Totals	345		



Collin County Seal  
 Watermark Seal for Collin County.  
 Collin County Government

## PCT 250

### Proposition 11 – State of Texas

Vote For 1

	TOTAL	VOTE %	
For	270	78.95%	
Against	72	21.05%	
Total Votes Cast	342	100.00%	
Overvotes	0		
Undervotes	3		
Contest Totals	345		

### Proposition 12 – State of Texas

Vote For 1

	TOTAL	VOTE %	
For	175	51.62%	
Against	164	48.38%	
Total Votes Cast	339	100.00%	
Overvotes	0		
Undervotes	6		
Contest Totals	345		

### Proposition 13 – State of Texas

Vote For 1

	TOTAL	VOTE %	
For	279	81.34%	
Against	64	18.66%	
Total Votes Cast	343	100.00%	
Overvotes	2		
Undervotes	0		
Contest Totals	345		

### Proposition 14 – State of Texas

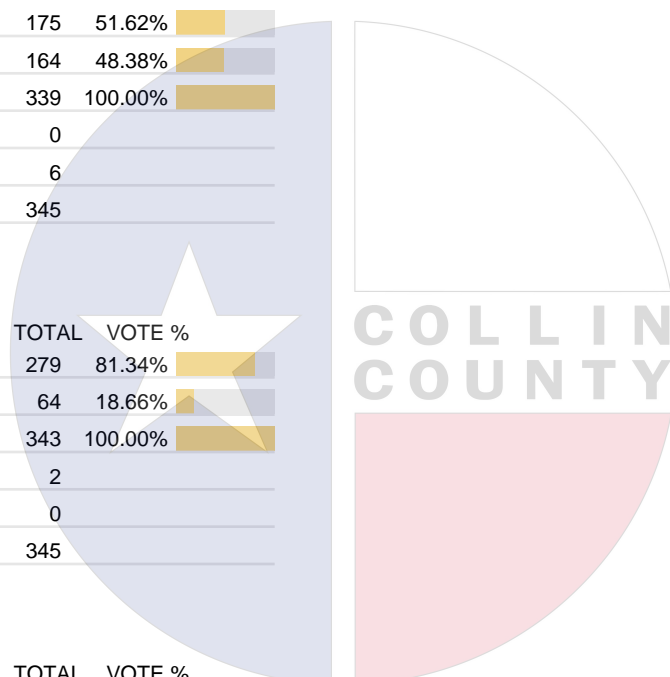
Vote For 1

	TOTAL	VOTE %	
For	257	75.59%	
Against	83	24.41%	
Total Votes Cast	340	100.00%	
Overvotes	0		
Undervotes	5		
Contest Totals	345		

### Proposition 15 – State of Texas

Vote For 1

	TOTAL	VOTE %	
For	219	63.85%	
Against	124	36.15%	
Total Votes Cast	343	100.00%	
Overvotes	1		
Undervotes	1		
Contest Totals	345		



## PCT 250

### Proposition 16 – State of Texas

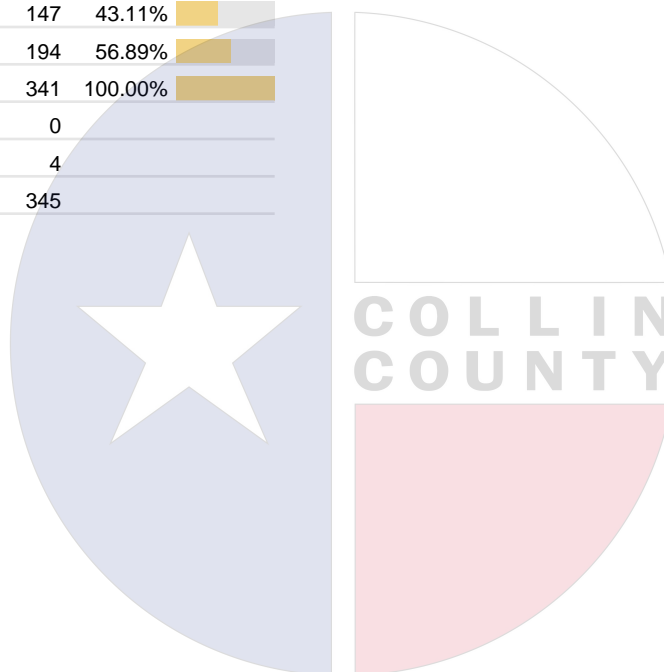
Vote For 1

	TOTAL	VOTE %	
For	225	65.41%	
Against	119	34.59%	
Total Votes Cast	344	100.00%	
Overvotes	0		
Undervotes	1		
Contest Totals	345		

### Proposition 17 – State of Texas

Vote For 1

	TOTAL	VOTE %	
For	147	43.11%	
Against	194	56.89%	
Total Votes Cast	341	100.00%	
Overvotes	0		
Undervotes	4		
Contest Totals	345		



Collin County Seal  
 Watermark Seal for Collin County.  
 Collin County Government

## PCT 251

### Proposition 1 – State of Texas

Vote For 1

	TOTAL	VOTE %	
For	175	65.54%	
Against	92	34.46%	
Total Votes Cast	267	100.00%	
Overvotes	0		
Undervotes	2		
Contest Totals	269		

### Proposition 2 – State of Texas

Vote For 1

	TOTAL	VOTE %	
For	174	65.17%	
Against	93	34.83%	
Total Votes Cast	267	100.00%	
Overvotes	0		
Undervotes	2		
Contest Totals	269		

### Proposition 3 – State of Texas

Vote For 1

	TOTAL	VOTE %	
For	150	56.82%	
Against	114	43.18%	
Total Votes Cast	264	100.00%	
Overvotes	0		
Undervotes	5		
Contest Totals	269		

### Proposition 4 – State of Texas

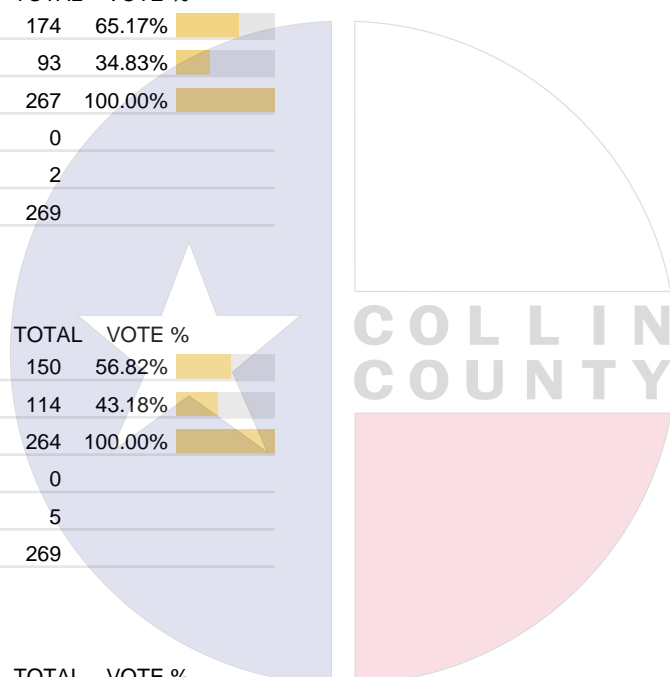
Vote For 1

	TOTAL	VOTE %	
For	179	67.29%	
Against	87	32.71%	
Total Votes Cast	266	100.00%	
Overvotes	0		
Undervotes	3		
Contest Totals	269		

### Proposition 5 – State of Texas

Vote For 1

	TOTAL	VOTE %	
For	182	69.20%	
Against	81	30.80%	
Total Votes Cast	263	100.00%	
Overvotes	0		
Undervotes	6		
Contest Totals	269		



Collin County Seal  
 Watermark Seal for Collin County.  
 Collin County Government

## PCT 251

### Proposition 6 – State of Texas

Vote For 1

	TOTAL	VOTE %	
For	144	55.38%	
Against	116	44.62%	
Total Votes Cast	260	100.00%	
Overvotes	0		
Undervotes	9		
Contest Totals	269		

### Proposition 7 – State of Texas

Vote For 1

	TOTAL	VOTE %	
For	224	83.90%	
Against	43	16.10%	
Total Votes Cast	267	100.00%	
Overvotes	0		
Undervotes	2		
Contest Totals	269		

### Proposition 8 – State of Texas

Vote For 1

	TOTAL	VOTE %	
For	195	72.76%	
Against	73	27.24%	
Total Votes Cast	268	100.00%	
Overvotes	0		
Undervotes	1		
Contest Totals	269		

### Proposition 9 – State of Texas

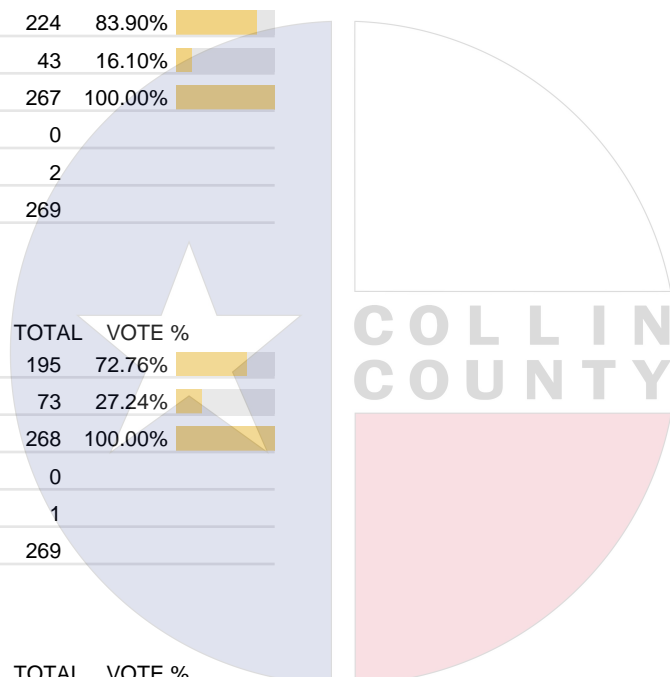
Vote For 1

	TOTAL	VOTE %	
For	188	70.68%	
Against	78	29.32%	
Total Votes Cast	266	100.00%	
Overvotes	0		
Undervotes	3		
Contest Totals	269		

### Proposition 10 – State of Texas

Vote For 1

	TOTAL	VOTE %	
For	228	86.04%	
Against	37	13.96%	
Total Votes Cast	265	100.00%	
Overvotes	0		
Undervotes	4		
Contest Totals	269		



Collin County Seal  
 Watermark Seal for Collin County.  
 Collin County Government

## PCT 251

### Proposition 11 – State of Texas

Vote For 1

	TOTAL	VOTE %	
For	202	75.37%	
Against	66	24.63%	
Total Votes Cast	268	100.00%	
Overvotes	0		
Undervotes	1		
Contest Totals	269		

### Proposition 12 – State of Texas

Vote For 1

	TOTAL	VOTE %	
For	166	62.64%	
Against	99	37.36%	
Total Votes Cast	265	100.00%	
Overvotes	0		
Undervotes	4		
Contest Totals	269		

### Proposition 13 – State of Texas

Vote For 1

	TOTAL	VOTE %	
For	218	81.95%	
Against	48	18.05%	
Total Votes Cast	266	100.00%	
Overvotes	0		
Undervotes	3		
Contest Totals	269		

### Proposition 14 – State of Texas

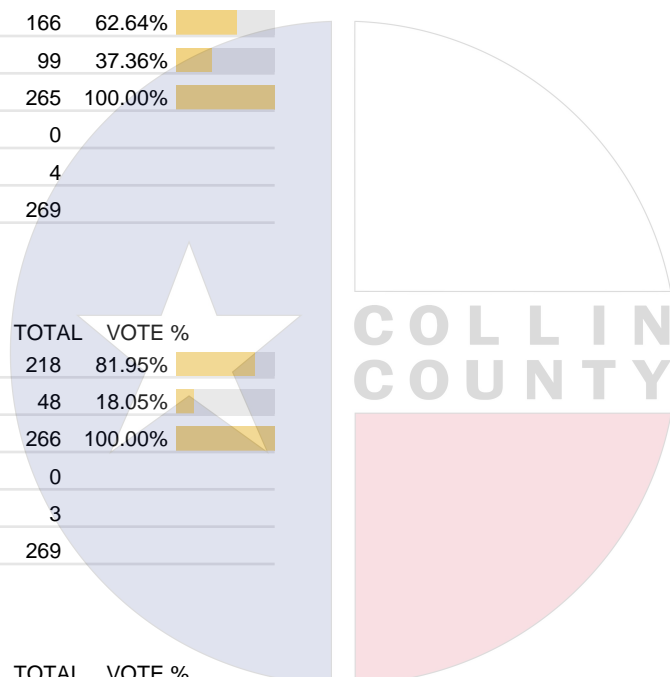
Vote For 1

	TOTAL	VOTE %	
For	167	62.78%	
Against	99	37.22%	
Total Votes Cast	266	100.00%	
Overvotes	0		
Undervotes	3		
Contest Totals	269		

### Proposition 15 – State of Texas

Vote For 1

	TOTAL	VOTE %	
For	178	66.67%	
Against	89	33.33%	
Total Votes Cast	267	100.00%	
Overvotes	0		
Undervotes	2		
Contest Totals	269		



Collin County Seal  
 Watermark Seal for Collin County.  
 Collin County Government

## PCT 251

### Proposition 16 – State of Texas

Vote For 1

	TOTAL	VOTE %	
For	182	68.16%	
Against	85	31.84%	
Total Votes Cast	267	100.00%	
Overvotes	0		
Undervotes	2		
Contest Totals	269		

### Proposition 17 – State of Texas

Vote For 1

	TOTAL	VOTE %	
For	159	60.69%	
Against	103	39.31%	
Total Votes Cast	262	100.00%	
Overvotes	0		
Undervotes	7		
Contest Totals	269		

### Proposition – Collin County ESD, No. 1

Vote For 1

	TOTAL	VOTE %	
For	0	0.00%	
Against	4	100.00%	
Total Votes Cast	4	100.00%	
Overvotes	0		
Undervotes	0		
Contest Totals	4		

### Proposition A – City of Anna

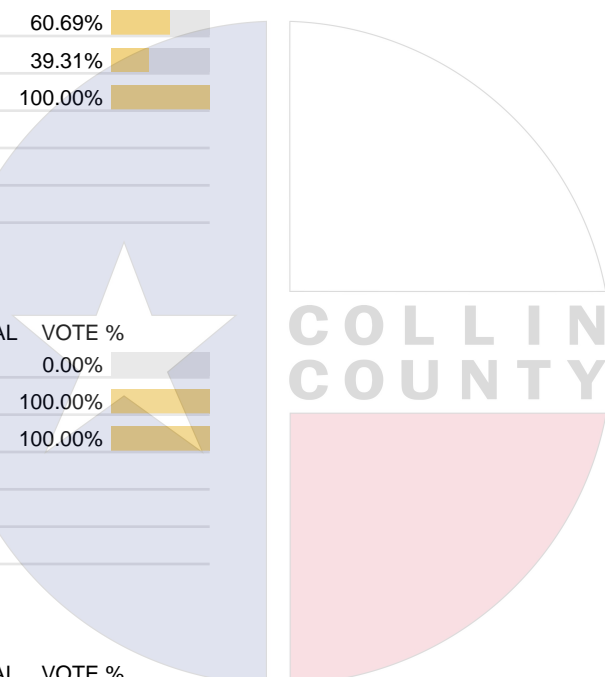
Vote For 1

	TOTAL	VOTE %	
For	0		
Against	0		
Total Votes Cast	0		
Overvotes	0		
Undervotes	0		
Contest Totals	0		

### Proposition B – City of Anna

Vote For 1

	TOTAL	VOTE %	
For	0		
Against	0		
Total Votes Cast	0		
Overvotes	0		
Undervotes	0		
Contest Totals	0		



Collin County Seal  
 Watermark Seal for Collin County.  
 Collin County Government

## PCT 251

### Proposition C – City of Anna

Vote For 1

	TOTAL	VOTE %
For	0	
Against	0	
Total Votes Cast	0	
Overvotes	0	
Undervotes	0	
Contest Totals	0	

### Proposition D – City of Anna

Vote For 1

	TOTAL	VOTE %
For	0	
Against	0	
Total Votes Cast	0	
Overvotes	0	
Undervotes	0	
Contest Totals	0	

### Proposition E – City of Anna

Vote For 1

	TOTAL	VOTE %
For	0	
Against	0	
Total Votes Cast	0	
Overvotes	0	
Undervotes	0	
Contest Totals	0	

### Proposition F – City of Anna

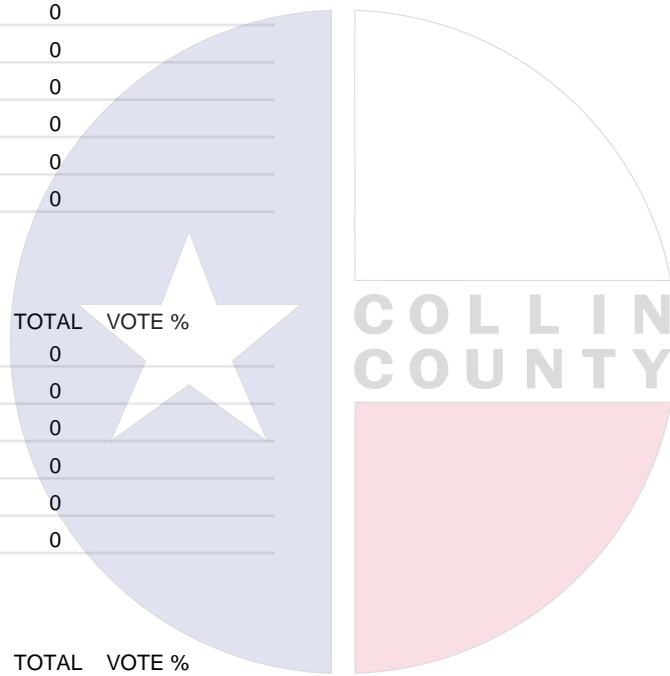
Vote For 1

	TOTAL	VOTE %
For	0	
Against	0	
Total Votes Cast	0	
Overvotes	0	
Undervotes	0	
Contest Totals	0	

### Proposition G – City of Anna

Vote For 1

	TOTAL	VOTE %
For	0	
Against	0	
Total Votes Cast	0	
Overvotes	0	
Undervotes	0	
Contest Totals	0	



Collin County Seal  
 Watermark Seal for Collin County,  
 Collin County Government

## PCT 251

### Proposition H – City of Anna

Vote For 1

	TOTAL	VOTE %
For	0	
Against	0	
Total Votes Cast	0	
Overvotes	0	
Undervotes	0	
Contest Totals	0	

### Proposition I – City of Anna

Vote For 1

	TOTAL	VOTE %
For	0	
Against	0	
Total Votes Cast	0	
Overvotes	0	
Undervotes	0	
Contest Totals	0	

### Proposition J – City of Anna

Vote For 1

	TOTAL	VOTE %
For	0	
Against	0	
Total Votes Cast	0	
Overvotes	0	
Undervotes	0	
Contest Totals	0	

### Proposition K – City of Anna

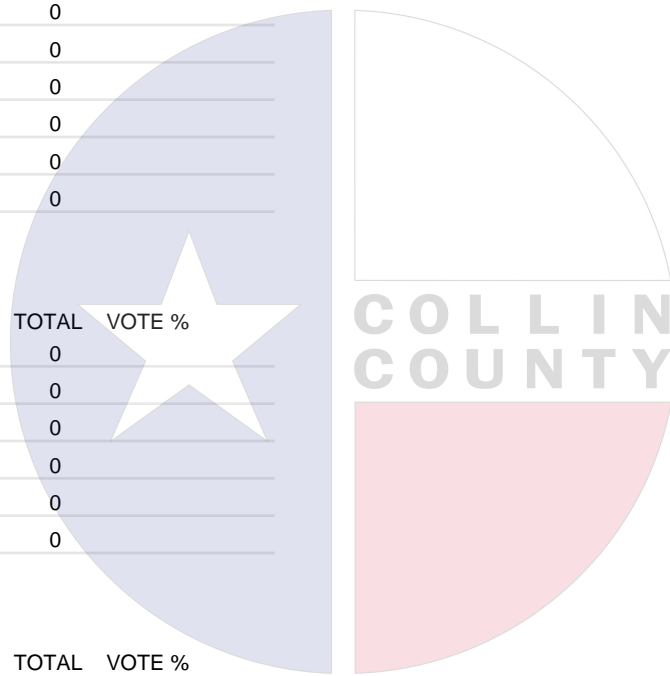
Vote For 1

	TOTAL	VOTE %
For	0	
Against	0	
Total Votes Cast	0	
Overvotes	0	
Undervotes	0	
Contest Totals	0	

### Proposition L – City of Anna

Vote For 1

	TOTAL	VOTE %
For	0	
Against	0	
Total Votes Cast	0	
Overvotes	0	
Undervotes	0	
Contest Totals	0	



Collin County Seal  
 Watermark Seal for Collin County,  
 Collin County Government

## PCT 251

### Proposition M – City of Anna

Vote For 1

	TOTAL	VOTE %
For	0	
Against	0	
Total Votes Cast	0	
Overvotes	0	
Undervotes	0	
Contest Totals	0	

### Proposition N – City of Anna

Vote For 1

	TOTAL	VOTE %
For	0	
Against	0	
Total Votes Cast	0	
Overvotes	0	
Undervotes	0	
Contest Totals	0	

### Proposition O – City of Anna

Vote For 1

	TOTAL	VOTE %
For	0	
Against	0	
Total Votes Cast	0	
Overvotes	0	
Undervotes	0	
Contest Totals	0	

### Proposition P – City of Anna

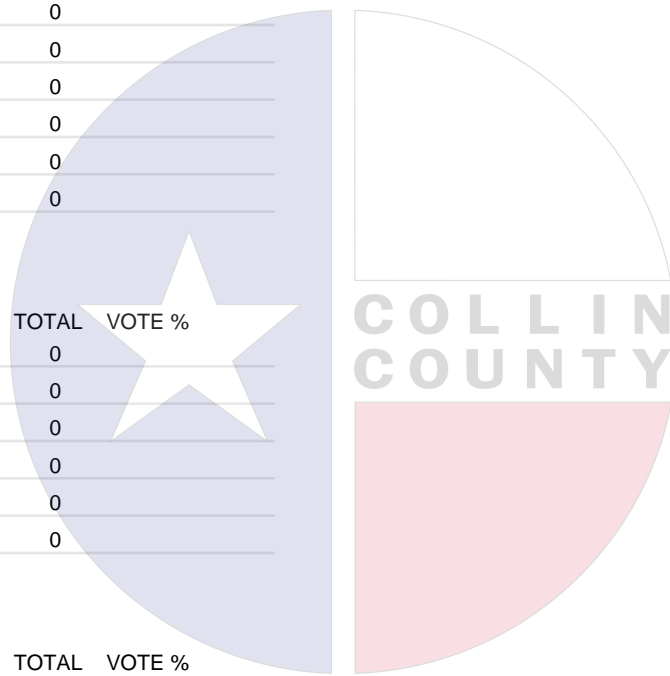
Vote For 1

	TOTAL	VOTE %
For	0	
Against	0	
Total Votes Cast	0	
Overvotes	0	
Undervotes	0	
Contest Totals	0	

### Proposition Q – City of Anna

Vote For 1

	TOTAL	VOTE %
For	0	
Against	0	
Total Votes Cast	0	
Overvotes	0	
Undervotes	0	
Contest Totals	0	



Collin County Seal  
 Watermark Seal for Collin County.  
 Collin County Government

## PCT 251

### Proposition R – City of Anna

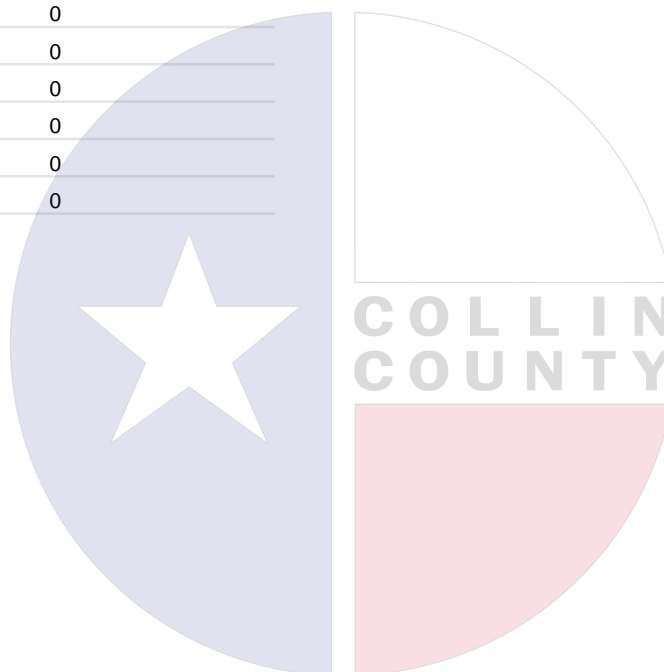
Vote For 1

	TOTAL	VOTE %
For	0	
Against	0	
Total Votes Cast	0	
Overvotes	0	
Undervotes	0	
Contest Totals	0	

### Proposition S – City of Anna

Vote For 1

	TOTAL	VOTE %
For	0	
Against	0	
Total Votes Cast	0	
Overvotes	0	
Undervotes	0	
Contest Totals	0	



Collin County Seal  
Watermark Seal for Collin County.  
Collin County Government

## PCT 252

### Proposition 1 – State of Texas

Vote For 1

	TOTAL	VOTE %	
For	275	67.40%	
Against	133	32.60%	
Total Votes Cast	408	100.00%	
Overvotes	0		
Undervotes	4		
Contest Totals	412		

### Proposition 2 – State of Texas

Vote For 1

	TOTAL	VOTE %	
For	316	77.07%	
Against	94	22.93%	
Total Votes Cast	410	100.00%	
Overvotes	1		
Undervotes	1		
Contest Totals	412		

### Proposition 3 – State of Texas

Vote For 1

	TOTAL	VOTE %	
For	274	67.65%	
Against	131	32.35%	
Total Votes Cast	405	100.00%	
Overvotes	0		
Undervotes	7		
Contest Totals	412		

### Proposition 4 – State of Texas

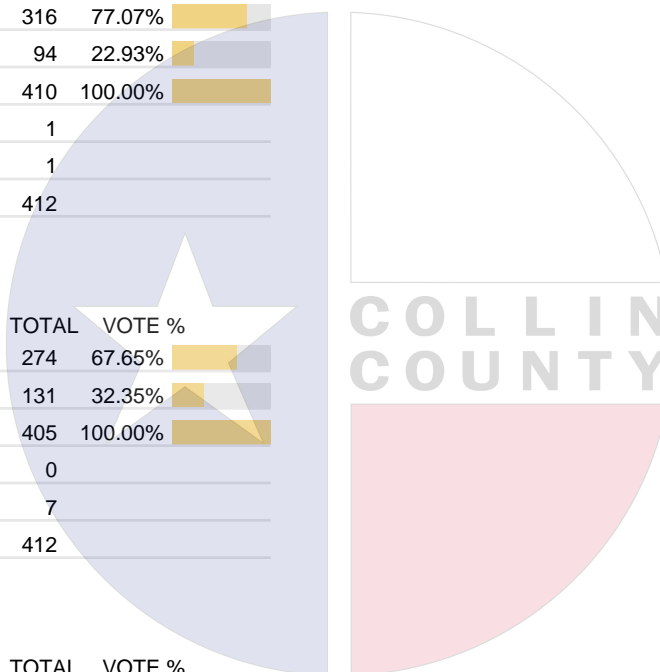
Vote For 1

	TOTAL	VOTE %	
For	306	75.00%	
Against	102	25.00%	
Total Votes Cast	408	100.00%	
Overvotes	0		
Undervotes	4		
Contest Totals	412		

### Proposition 5 – State of Texas

Vote For 1

	TOTAL	VOTE %	
For	311	77.56%	
Against	90	22.44%	
Total Votes Cast	401	100.00%	
Overvotes	0		
Undervotes	11		
Contest Totals	412		



Collin County Seal  
 Watermark Seal for Collin County.  
 Collin County Government

## PCT 252

### Proposition 6 – State of Texas

Vote For 1

	TOTAL	VOTE %	
For	264	65.02%	
Against	142	34.98%	
Total Votes Cast	406	100.00%	
Overvotes	0		
Undervotes	6		
Contest Totals	412		

### Proposition 7 – State of Texas

Vote For 1

	TOTAL	VOTE %	
For	374	91.44%	
Against	35	8.56%	
Total Votes Cast	409	100.00%	
Overvotes	1		
Undervotes	2		
Contest Totals	412		

### Proposition 8 – State of Texas

Vote For 1

	TOTAL	VOTE %	
For	338	82.64%	
Against	71	17.36%	
Total Votes Cast	409	100.00%	
Overvotes	2		
Undervotes	1		
Contest Totals	412		

### Proposition 9 – State of Texas

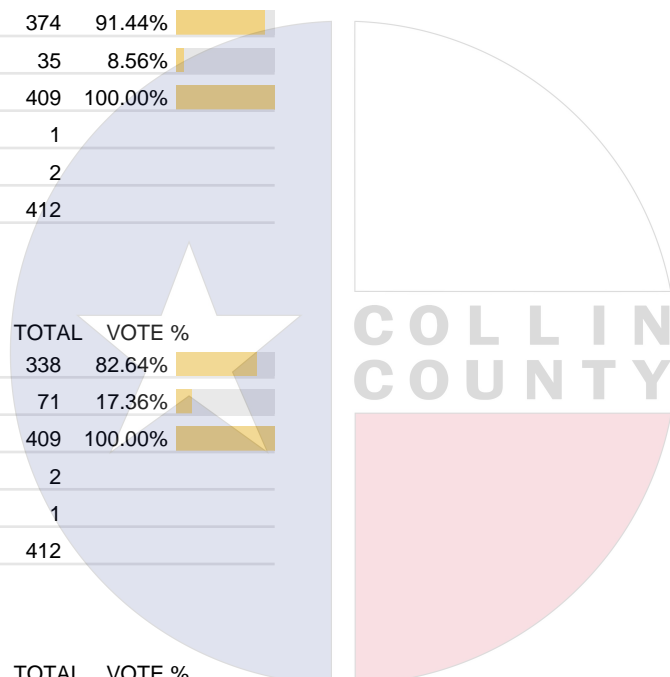
Vote For 1

	TOTAL	VOTE %	
For	297	73.15%	
Against	109	26.85%	
Total Votes Cast	406	100.00%	
Overvotes	1		
Undervotes	5		
Contest Totals	412		

### Proposition 10 – State of Texas

Vote For 1

	TOTAL	VOTE %	
For	365	89.24%	
Against	44	10.76%	
Total Votes Cast	409	100.00%	
Overvotes	1		
Undervotes	2		
Contest Totals	412		



Collin County Seal  
 Watermark Seal for Collin County.  
 Collin County Government

## PCT 252

### Proposition 11 – State of Texas

Vote For 1

	TOTAL	VOTE %	
For	349	85.12%	
Against	61	14.88%	
Total Votes Cast	410	100.00%	
Overvotes	0		
Undervotes	2		
Contest Totals	412		

### Proposition 12 – State of Texas

Vote For 1

	TOTAL	VOTE %	
For	276	68.66%	
Against	126	31.34%	
Total Votes Cast	402	100.00%	
Overvotes	0		
Undervotes	10		
Contest Totals	412		

### Proposition 13 – State of Texas

Vote For 1

	TOTAL	VOTE %	
For	366	89.05%	
Against	45	10.95%	
Total Votes Cast	411	100.00%	
Overvotes	0		
Undervotes	1		
Contest Totals	412		

### Proposition 14 – State of Texas

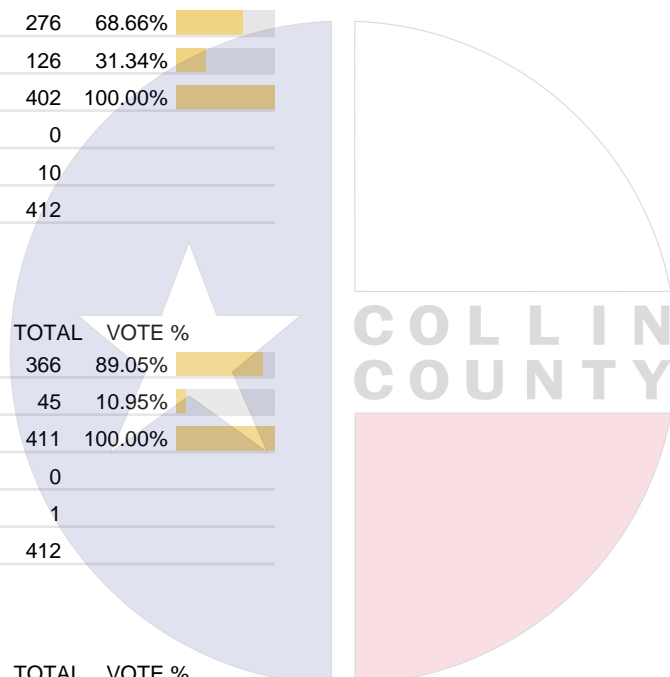
Vote For 1

	TOTAL	VOTE %	
For	266	65.36%	
Against	141	34.64%	
Total Votes Cast	407	100.00%	
Overvotes	1		
Undervotes	4		
Contest Totals	412		

### Proposition 15 – State of Texas

Vote For 1

	TOTAL	VOTE %	
For	308	75.49%	
Against	100	24.51%	
Total Votes Cast	408	100.00%	
Overvotes	0		
Undervotes	4		
Contest Totals	412		



Collin County Seal  
 Watermark Seal for Collin County.  
 Collin County Government

## PCT 252

### Proposition 16 – State of Texas

Vote For 1

	TOTAL	VOTE %	
For	318	78.13%	
Against	89	21.87%	
Total Votes Cast	407	100.00%	
Overvotes	0		
Undervotes	5		
Contest Totals	412		

### Proposition 17 – State of Texas

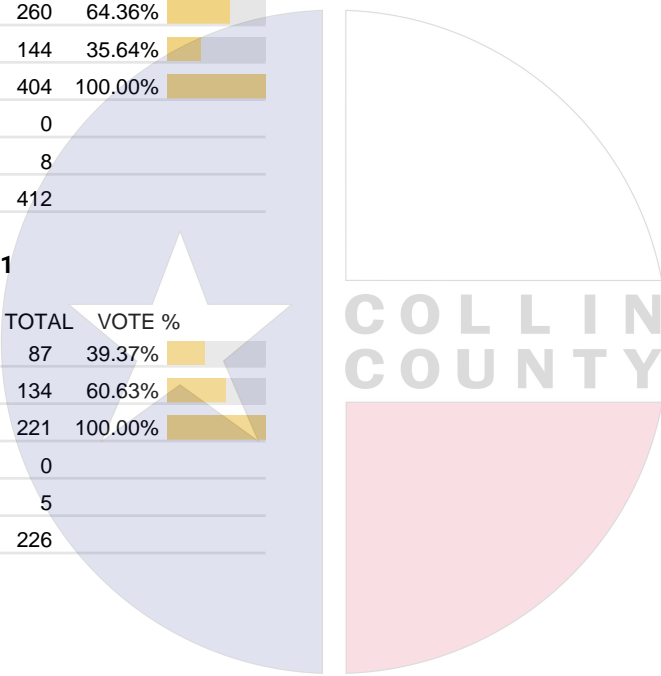
Vote For 1

	TOTAL	VOTE %	
For	260	64.36%	
Against	144	35.64%	
Total Votes Cast	404	100.00%	
Overvotes	0		
Undervotes	8		
Contest Totals	412		

### Proposition – Collin County ESD, No. 1

Vote For 1

	TOTAL	VOTE %	
For	87	39.37%	
Against	134	60.63%	
Total Votes Cast	221	100.00%	
Overvotes	0		
Undervotes	5		
Contest Totals	226		



Collin County Seal  
 Watermark Seal for Collin County.  
 Collin County Government

**LB 1**

**Proposition 1 – State of Texas**

Vote For 1

	TOTAL	VOTE %	
For	26	59.09%	
Against	18	40.91%	
Total Votes Cast	44	100.00%	
Overvotes	0		
Undervotes	0		
Contest Totals	44		

**Proposition 2 – State of Texas**

Vote For 1

	TOTAL	VOTE %	
For	21	48.84%	
Against	22	51.16%	
Total Votes Cast	43	100.00%	
Overvotes	0		
Undervotes	1		
Contest Totals	44		

**Proposition 3 – State of Texas**

Vote For 1

	TOTAL	VOTE %	
For	13	30.23%	
Against	30	69.77%	
Total Votes Cast	43	100.00%	
Overvotes	0		
Undervotes	1		
Contest Totals	44		

**Proposition 4 – State of Texas**

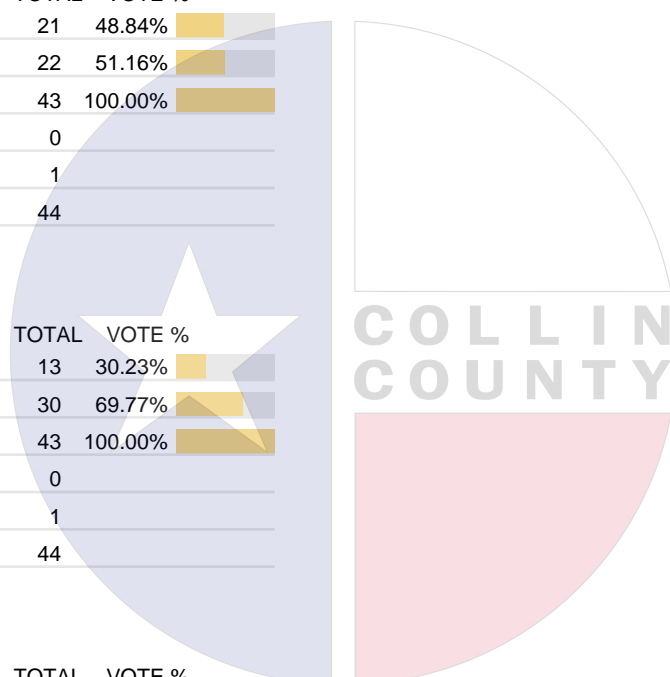
Vote For 1

	TOTAL	VOTE %	
For	26	60.47%	
Against	17	39.53%	
Total Votes Cast	43	100.00%	
Overvotes	0		
Undervotes	1		
Contest Totals	44		

**Proposition 5 – State of Texas**

Vote For 1

	TOTAL	VOTE %	
For	27	62.79%	
Against	16	37.21%	
Total Votes Cast	43	100.00%	
Overvotes	0		
Undervotes	1		
Contest Totals	44		



Collin County Seal  
 Watermark Seal for Collin County.  
 Collin County Government

**LB 1**

**Proposition 6 – State of Texas**

Vote For 1

	TOTAL	VOTE %	
For	19	44.19%	
Against	24	55.81%	
Total Votes Cast	43	100.00%	
Overvotes	0		
Undervotes	1		
Contest Totals	44		

**Proposition 7 – State of Texas**

Vote For 1

	TOTAL	VOTE %	
For	29	67.44%	
Against	14	32.56%	
Total Votes Cast	43	100.00%	
Overvotes	0		
Undervotes	1		
Contest Totals	44		

**Proposition 8 – State of Texas**

Vote For 1

	TOTAL	VOTE %	
For	21	50.00%	
Against	21	50.00%	
Total Votes Cast	42	100.00%	
Overvotes	0		
Undervotes	2		
Contest Totals	44		

**Proposition 9 – State of Texas**

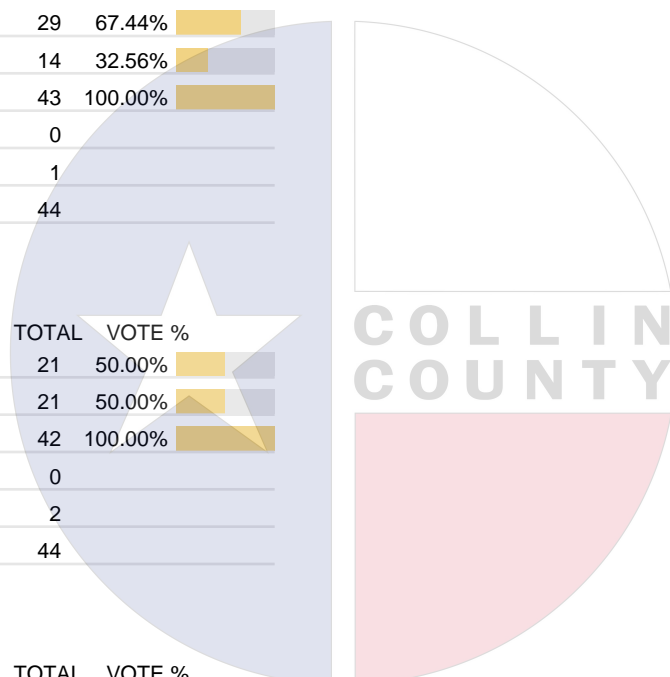
Vote For 1

	TOTAL	VOTE %	
For	25	58.14%	
Against	18	41.86%	
Total Votes Cast	43	100.00%	
Overvotes	0		
Undervotes	1		
Contest Totals	44		

**Proposition 10 – State of Texas**

Vote For 1

	TOTAL	VOTE %	
For	33	76.74%	
Against	10	23.26%	
Total Votes Cast	43	100.00%	
Overvotes	0		
Undervotes	1		
Contest Totals	44		



Collin County Seal  
 Watermark Seal for Collin County.  
 Collin County Government

**LB 1**

**Proposition 11 – State of Texas**

Vote For 1

	TOTAL	VOTE %	
For	30	69.77%	
Against	13	30.23%	
Total Votes Cast	43	100.00%	
Overvotes	0		
Undervotes	1		
Contest Totals	44		

**Proposition 12 – State of Texas**

Vote For 1

	TOTAL	VOTE %	
For	20	46.51%	
Against	23	53.49%	
Total Votes Cast	43	100.00%	
Overvotes	0		
Undervotes	1		
Contest Totals	44		

**Proposition 13 – State of Texas**

Vote For 1

	TOTAL	VOTE %	
For	28	65.12%	
Against	15	34.88%	
Total Votes Cast	43	100.00%	
Overvotes	0		
Undervotes	1		
Contest Totals	44		

**Proposition 14 – State of Texas**

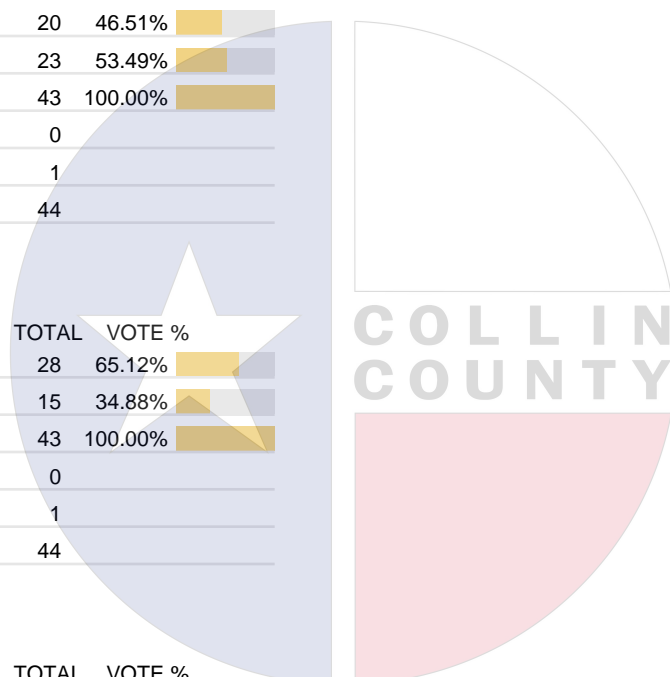
Vote For 1

	TOTAL	VOTE %	
For	26	59.09%	
Against	18	40.91%	
Total Votes Cast	44	100.00%	
Overvotes	0		
Undervotes	0		
Contest Totals	44		

**Proposition 15 – State of Texas**

Vote For 1

	TOTAL	VOTE %	
For	18	41.86%	
Against	25	58.14%	
Total Votes Cast	43	100.00%	
Overvotes	0		
Undervotes	1		
Contest Totals	44		



Collin County Seal  
 Watermark Seal for Collin County.  
 Collin County Government

**LB 1**

**Proposition 16 – State of Texas**

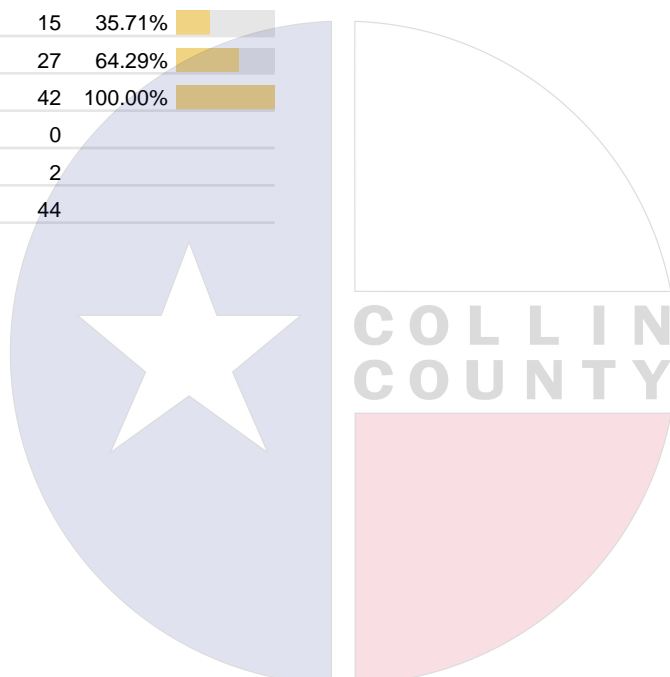
Vote For 1

	TOTAL	VOTE %	
For	20	47.62%	
Against	22	52.38%	
Total Votes Cast	42	100.00%	
Overvotes	0		
Undervotes	2		
Contest Totals	44		

**Proposition 17 – State of Texas**

Vote For 1

	TOTAL	VOTE %	
For	15	35.71%	
Against	27	64.29%	
Total Votes Cast	42	100.00%	
Overvotes	0		
Undervotes	2		
Contest Totals	44		



Collin County Seal  
 Watermark Seal for Collin County.  
 Collin County Government

## LB 2

### Proposition 1 – State of Texas

Vote For 1

	TOTAL	VOTE %
For	0	
Against	0	
Total Votes Cast	0	
Overvotes	0	
Undervotes	0	
Contest Totals	0	

### Proposition 2 – State of Texas

Vote For 1

	TOTAL	VOTE %
For	0	
Against	0	
Total Votes Cast	0	
Overvotes	0	
Undervotes	0	
Contest Totals	0	

### Proposition 3 – State of Texas

Vote For 1

	TOTAL	VOTE %
For	0	
Against	0	
Total Votes Cast	0	
Overvotes	0	
Undervotes	0	
Contest Totals	0	

### Proposition 4 – State of Texas

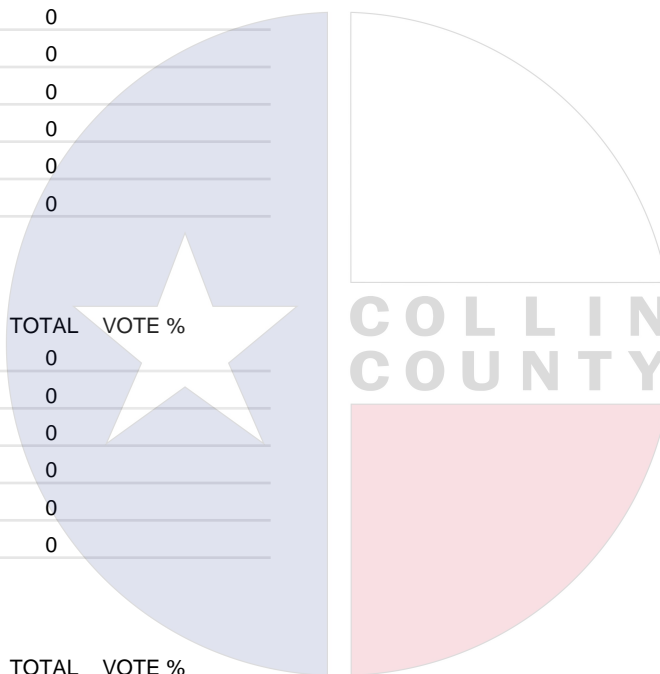
Vote For 1

	TOTAL	VOTE %
For	0	
Against	0	
Total Votes Cast	0	
Overvotes	0	
Undervotes	0	
Contest Totals	0	

### Proposition 5 – State of Texas

Vote For 1

	TOTAL	VOTE %
For	0	
Against	0	
Total Votes Cast	0	
Overvotes	0	
Undervotes	0	
Contest Totals	0	



Collin County Seal  
 Watermark Seal for Collin County.  
 Collin County Government

**LB 2**

**Proposition 6 – State of Texas**

Vote For 1

	TOTAL	VOTE %
For	0	
Against	0	
Total Votes Cast	0	
Overvotes	0	
Undervotes	0	
Contest Totals	0	

**Proposition 7 – State of Texas**

Vote For 1

	TOTAL	VOTE %
For	0	
Against	0	
Total Votes Cast	0	
Overvotes	0	
Undervotes	0	
Contest Totals	0	

**Proposition 8 – State of Texas**

Vote For 1

	TOTAL	VOTE %
For	0	
Against	0	
Total Votes Cast	0	
Overvotes	0	
Undervotes	0	
Contest Totals	0	

**Proposition 9 – State of Texas**

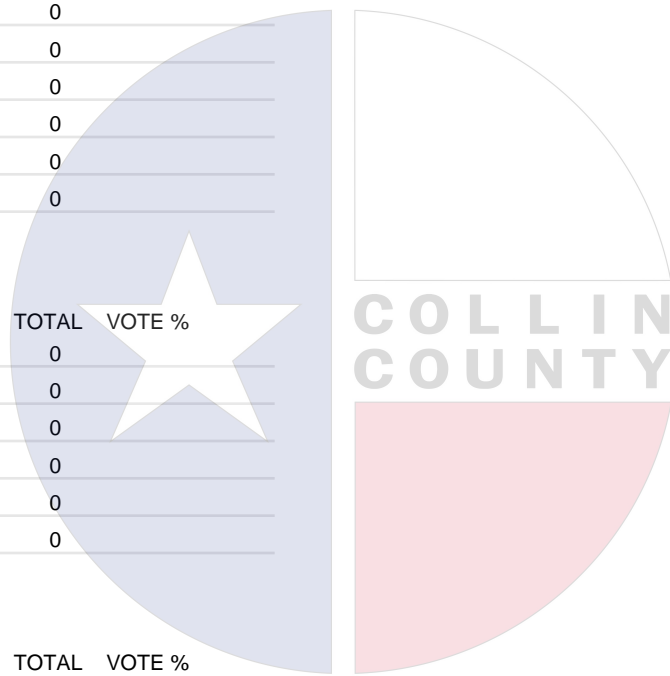
Vote For 1

	TOTAL	VOTE %
For	0	
Against	0	
Total Votes Cast	0	
Overvotes	0	
Undervotes	0	
Contest Totals	0	

**Proposition 10 – State of Texas**

Vote For 1

	TOTAL	VOTE %
For	0	
Against	0	
Total Votes Cast	0	
Overvotes	0	
Undervotes	0	
Contest Totals	0	



Collin County Seal  
 Watermark Seal for Collin County,  
 Collin County Government

**LB 2**

**Proposition 11 – State of Texas**

Vote For 1

	TOTAL	VOTE %
For	0	
Against	0	
Total Votes Cast	0	
Overvotes	0	
Undervotes	0	
Contest Totals	0	

**Proposition 12 – State of Texas**

Vote For 1

	TOTAL	VOTE %
For	0	
Against	0	
Total Votes Cast	0	
Overvotes	0	
Undervotes	0	
Contest Totals	0	

**Proposition 13 – State of Texas**

Vote For 1

	TOTAL	VOTE %
For	0	
Against	0	
Total Votes Cast	0	
Overvotes	0	
Undervotes	0	
Contest Totals	0	

**Proposition 14 – State of Texas**

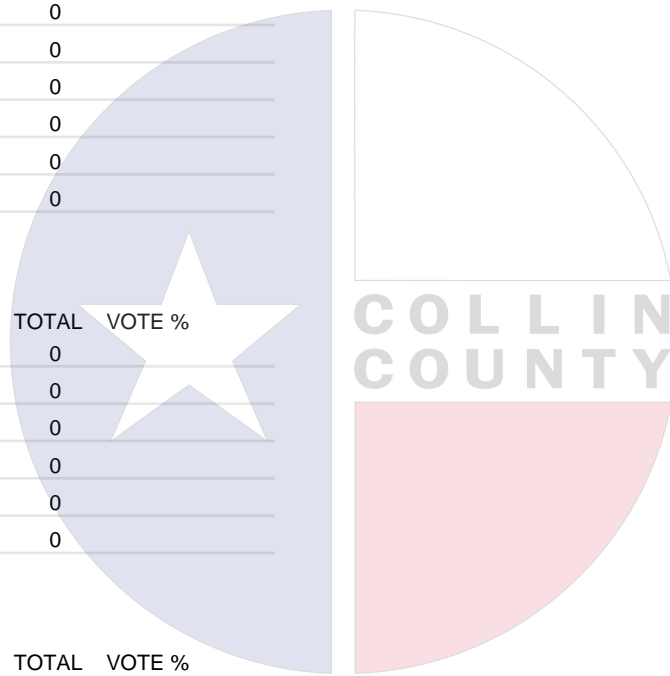
Vote For 1

	TOTAL	VOTE %
For	0	
Against	0	
Total Votes Cast	0	
Overvotes	0	
Undervotes	0	
Contest Totals	0	

**Proposition 15 – State of Texas**

Vote For 1

	TOTAL	VOTE %
For	0	
Against	0	
Total Votes Cast	0	
Overvotes	0	
Undervotes	0	
Contest Totals	0	



Collin County Seal  
 Watermark Seal for Collin County,  
 Collin County Government

## LB 2

### Proposition 16 – State of Texas

Vote For 1

	TOTAL	VOTE %
For	0	
Against	0	
Total Votes Cast	0	
Overvotes	0	
Undervotes	0	
Contest Totals	0	

### Proposition 17 – State of Texas

Vote For 1

	TOTAL	VOTE %
For	0	
Against	0	
Total Votes Cast	0	
Overvotes	0	
Undervotes	0	
Contest Totals	0	

### Alderman, Place 1 – City of Josephine

Vote For 1

	TOTAL	VOTE %
Doug Ewing	0	
April Aurand	0	
Total Votes Cast	0	
Overvotes	0	
Undervotes	0	
Contest Totals	0	

### Alderman, Place 2 – City of Josephine

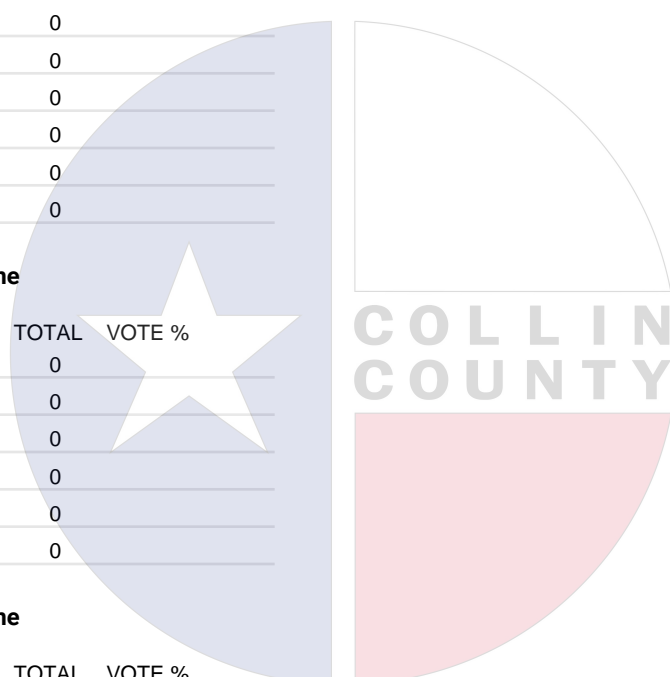
Vote For 1

	TOTAL	VOTE %
Brad Ahlfinger	0	
Jane Ridgway	0	
Total Votes Cast	0	
Overvotes	0	
Undervotes	0	
Contest Totals	0	

### Alderman, Place 4 – City of Josephine

Vote For 1

	TOTAL	VOTE %
Kenny McCarty	0	
Pamela Sardo	0	
Total Votes Cast	0	
Overvotes	0	
Undervotes	0	
Contest Totals	0	



Collin County Seal  
 Watermark Seal for Collin County,  
 Collin County Government

**LB 3**

**Proposition 1 – State of Texas**

Vote For 1

	TOTAL	VOTE %
For	0	
Against	0	
Total Votes Cast	0	
Overvotes	0	
Undervotes	0	
Contest Totals	0	

**Proposition 2 – State of Texas**

Vote For 1

	TOTAL	VOTE %
For	0	
Against	0	
Total Votes Cast	0	
Overvotes	0	
Undervotes	0	
Contest Totals	0	

**Proposition 3 – State of Texas**

Vote For 1

	TOTAL	VOTE %
For	0	
Against	0	
Total Votes Cast	0	
Overvotes	0	
Undervotes	0	
Contest Totals	0	

**Proposition 4 – State of Texas**

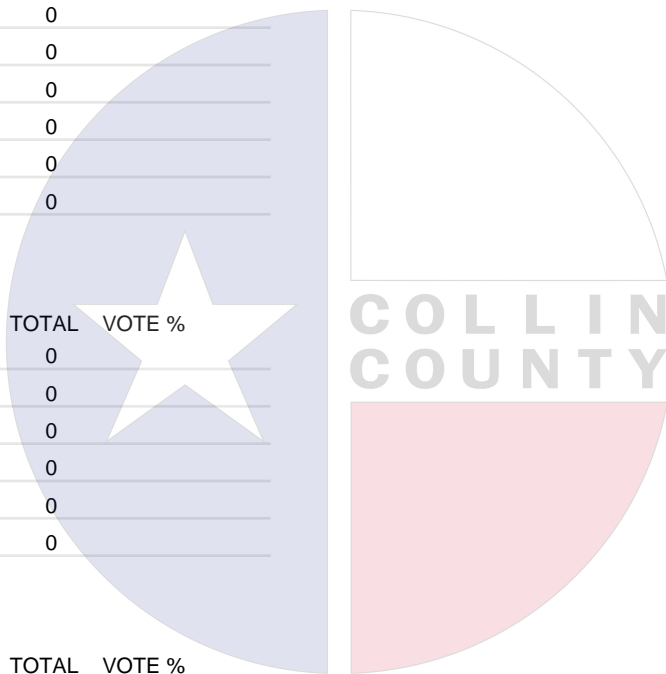
Vote For 1

	TOTAL	VOTE %
For	0	
Against	0	
Total Votes Cast	0	
Overvotes	0	
Undervotes	0	
Contest Totals	0	

**Proposition 5 – State of Texas**

Vote For 1

	TOTAL	VOTE %
For	0	
Against	0	
Total Votes Cast	0	
Overvotes	0	
Undervotes	0	
Contest Totals	0	



Collin County Seal  
 Watermark Seal for Collin County,  
 Collin County Government

**LB 3**

**Proposition 6 – State of Texas**

Vote For 1

	TOTAL	VOTE %
For	0	
Against	0	
Total Votes Cast	0	
Overvotes	0	
Undervotes	0	
Contest Totals	0	

**Proposition 7 – State of Texas**

Vote For 1

	TOTAL	VOTE %
For	0	
Against	0	
Total Votes Cast	0	
Overvotes	0	
Undervotes	0	
Contest Totals	0	

**Proposition 8 – State of Texas**

Vote For 1

	TOTAL	VOTE %
For	0	
Against	0	
Total Votes Cast	0	
Overvotes	0	
Undervotes	0	
Contest Totals	0	

**Proposition 9 – State of Texas**

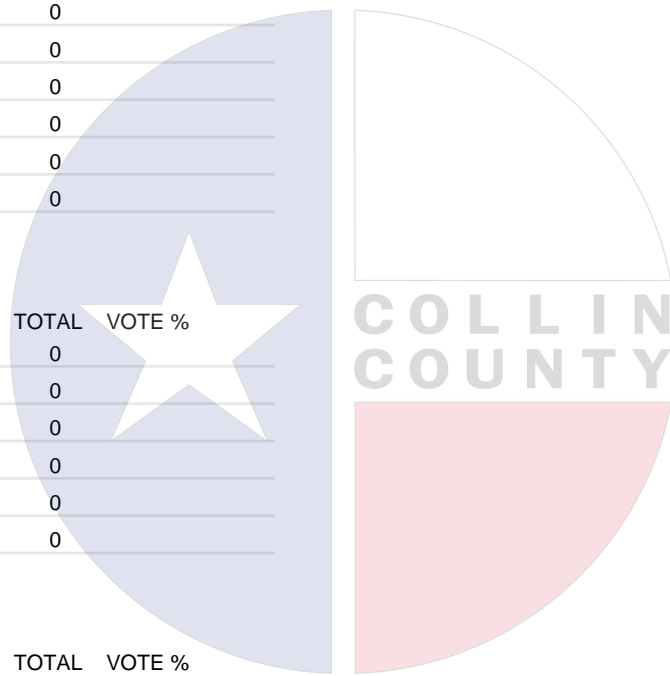
Vote For 1

	TOTAL	VOTE %
For	0	
Against	0	
Total Votes Cast	0	
Overvotes	0	
Undervotes	0	
Contest Totals	0	

**Proposition 10 – State of Texas**

Vote For 1

	TOTAL	VOTE %
For	0	
Against	0	
Total Votes Cast	0	
Overvotes	0	
Undervotes	0	
Contest Totals	0	



Collin County Seal  
 Watermark Seal for Collin County.  
 Collin County Government

**LB 3**

**Proposition 11 – State of Texas**

Vote For 1

	TOTAL	VOTE %
For	0	
Against	0	
Total Votes Cast	0	
Overvotes	0	
Undervotes	0	
Contest Totals	0	

**Proposition 12 – State of Texas**

Vote For 1

	TOTAL	VOTE %
For	0	
Against	0	
Total Votes Cast	0	
Overvotes	0	
Undervotes	0	
Contest Totals	0	

**Proposition 13 – State of Texas**

Vote For 1

	TOTAL	VOTE %
For	0	
Against	0	
Total Votes Cast	0	
Overvotes	0	
Undervotes	0	
Contest Totals	0	

**Proposition 14 – State of Texas**

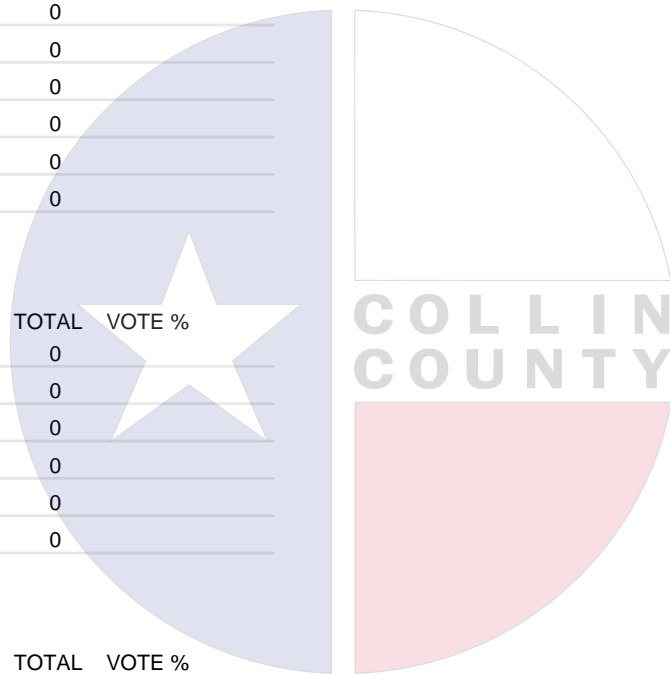
Vote For 1

	TOTAL	VOTE %
For	0	
Against	0	
Total Votes Cast	0	
Overvotes	0	
Undervotes	0	
Contest Totals	0	

**Proposition 15 – State of Texas**

Vote For 1

	TOTAL	VOTE %
For	0	
Against	0	
Total Votes Cast	0	
Overvotes	0	
Undervotes	0	
Contest Totals	0	



Collin County Seal  
 Watermark Seal for Collin County,  
 Collin County Government

**LB 3**

**Proposition 16 – State of Texas**

Vote For 1

	TOTAL	VOTE %
For	0	
Against	0	
Total Votes Cast	0	
Overvotes	0	
Undervotes	0	
Contest Totals	0	

**Proposition 17 – State of Texas**

Vote For 1

	TOTAL	VOTE %
For	0	
Against	0	
Total Votes Cast	0	
Overvotes	0	
Undervotes	0	
Contest Totals	0	

**Proposition A – Town of Prosper**

Vote For 1

	TOTAL	VOTE %
For	0	
Against	0	
Total Votes Cast	0	
Overvotes	0	
Undervotes	0	
Contest Totals	0	

**Proposition B – Town of Prosper**

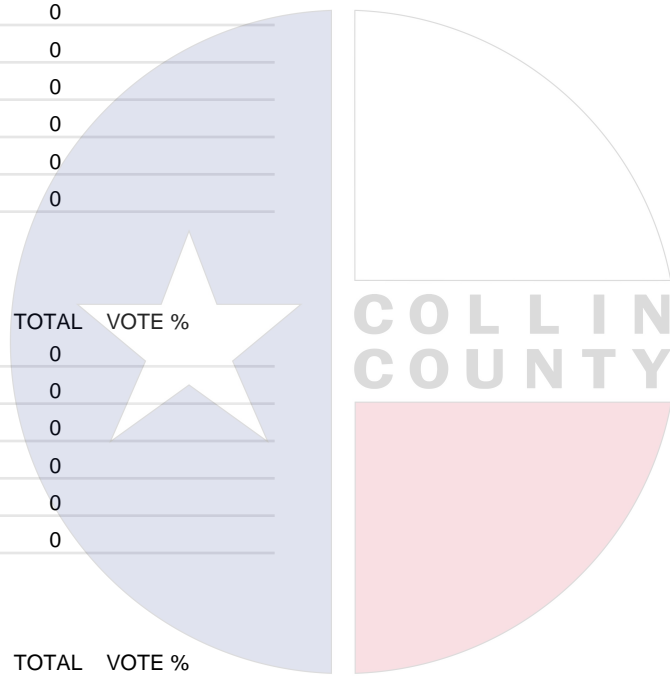
Vote For 1

	TOTAL	VOTE %
For	0	
Against	0	
Total Votes Cast	0	
Overvotes	0	
Undervotes	0	
Contest Totals	0	

**Proposition C – Town of Prosper**

Vote For 1

	TOTAL	VOTE %
For	0	
Against	0	
Total Votes Cast	0	
Overvotes	0	
Undervotes	0	
Contest Totals	0	



Collin County Seal  
 Watermark Seal for Collin County.  
 Collin County Government

**LB 3**

**Proposition D – Town of Prosper**

Vote For 1

	TOTAL	VOTE %
For	0	
Against	0	
Total Votes Cast	0	
Overvotes	0	
Undervotes	0	
Contest Totals	0	

**Proposition E – Town of Prosper**

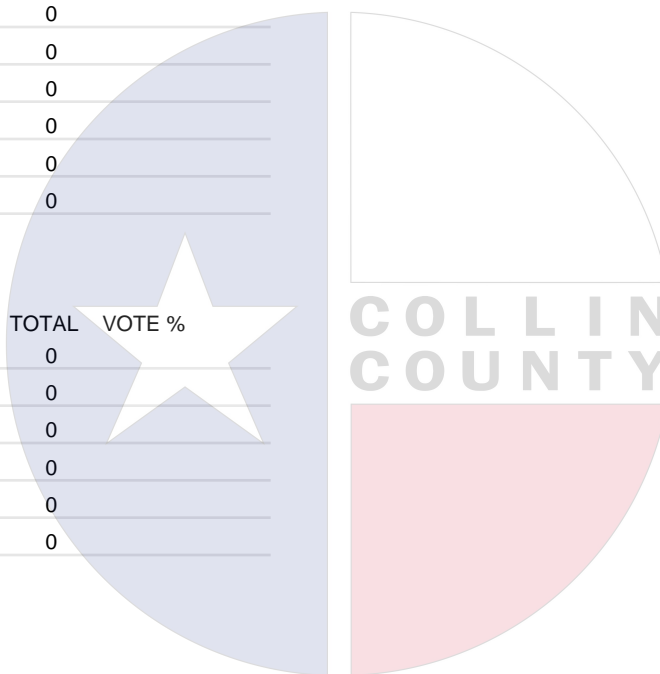
Vote For 1

	TOTAL	VOTE %
For	0	
Against	0	
Total Votes Cast	0	
Overvotes	0	
Undervotes	0	
Contest Totals	0	

**Proposition F – Town of Prosper**

Vote For 1

	TOTAL	VOTE %
For	0	
Against	0	
Total Votes Cast	0	
Overvotes	0	
Undervotes	0	
Contest Totals	0	



Collin County Seal  
 Watermark Seal for Collin County.  
 Collin County Government

**LB 4**

**Proposition 1 – State of Texas**

Vote For 1

	TOTAL	VOTE %
For	0	
Against	0	
Total Votes Cast	0	
Overvotes	0	
Undervotes	0	
Contest Totals	0	

**Proposition 2 – State of Texas**

Vote For 1

	TOTAL	VOTE %
For	0	
Against	0	
Total Votes Cast	0	
Overvotes	0	
Undervotes	0	
Contest Totals	0	

**Proposition 3 – State of Texas**

Vote For 1

	TOTAL	VOTE %
For	0	
Against	0	
Total Votes Cast	0	
Overvotes	0	
Undervotes	0	
Contest Totals	0	

**Proposition 4 – State of Texas**

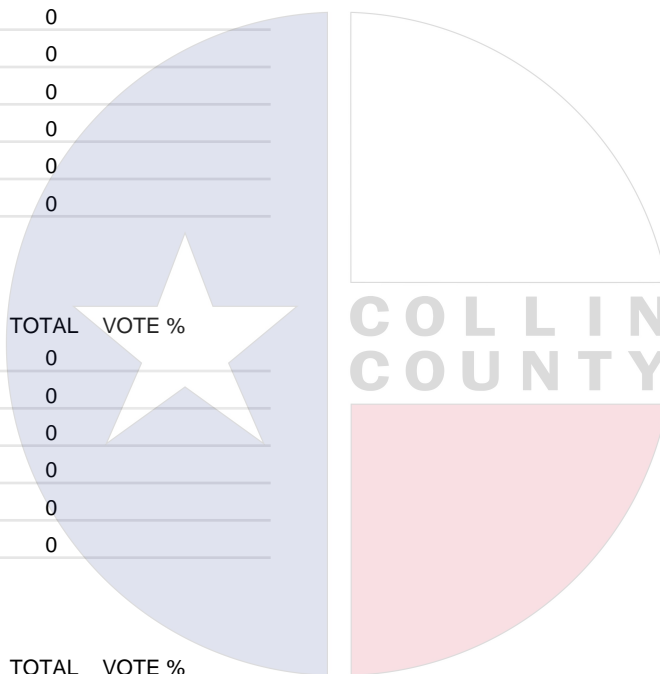
Vote For 1

	TOTAL	VOTE %
For	0	
Against	0	
Total Votes Cast	0	
Overvotes	0	
Undervotes	0	
Contest Totals	0	

**Proposition 5 – State of Texas**

Vote For 1

	TOTAL	VOTE %
For	0	
Against	0	
Total Votes Cast	0	
Overvotes	0	
Undervotes	0	
Contest Totals	0	



Collin County Seal  
 Watermark Seal for Collin County,  
 Collin County Government

**LB 4**

**Proposition 6 – State of Texas**

Vote For 1

	TOTAL	VOTE %
For	0	
Against	0	
Total Votes Cast	0	
Overvotes	0	
Undervotes	0	
Contest Totals	0	

**Proposition 7 – State of Texas**

Vote For 1

	TOTAL	VOTE %
For	0	
Against	0	
Total Votes Cast	0	
Overvotes	0	
Undervotes	0	
Contest Totals	0	

**Proposition 8 – State of Texas**

Vote For 1

	TOTAL	VOTE %
For	0	
Against	0	
Total Votes Cast	0	
Overvotes	0	
Undervotes	0	
Contest Totals	0	

**Proposition 9 – State of Texas**

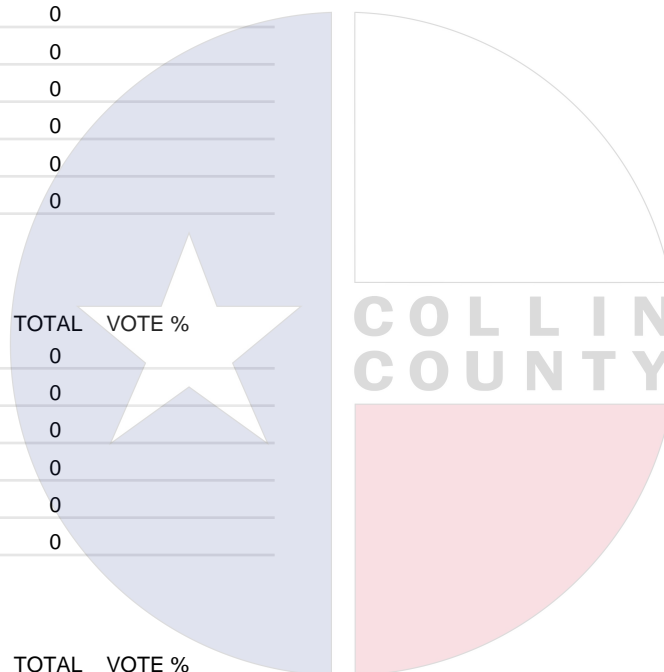
Vote For 1

	TOTAL	VOTE %
For	0	
Against	0	
Total Votes Cast	0	
Overvotes	0	
Undervotes	0	
Contest Totals	0	

**Proposition 10 – State of Texas**

Vote For 1

	TOTAL	VOTE %
For	0	
Against	0	
Total Votes Cast	0	
Overvotes	0	
Undervotes	0	
Contest Totals	0	



Collin County Seal  
 Watermark Seal for Collin County,  
 Collin County Government

**LB 4**

**Proposition 11 – State of Texas**

Vote For 1

	TOTAL	VOTE %
For	0	
Against	0	
Total Votes Cast	0	
Overvotes	0	
Undervotes	0	
Contest Totals	0	

**Proposition 12 – State of Texas**

Vote For 1

	TOTAL	VOTE %
For	0	
Against	0	
Total Votes Cast	0	
Overvotes	0	
Undervotes	0	
Contest Totals	0	

**Proposition 13 – State of Texas**

Vote For 1

	TOTAL	VOTE %
For	0	
Against	0	
Total Votes Cast	0	
Overvotes	0	
Undervotes	0	
Contest Totals	0	

**Proposition 14 – State of Texas**

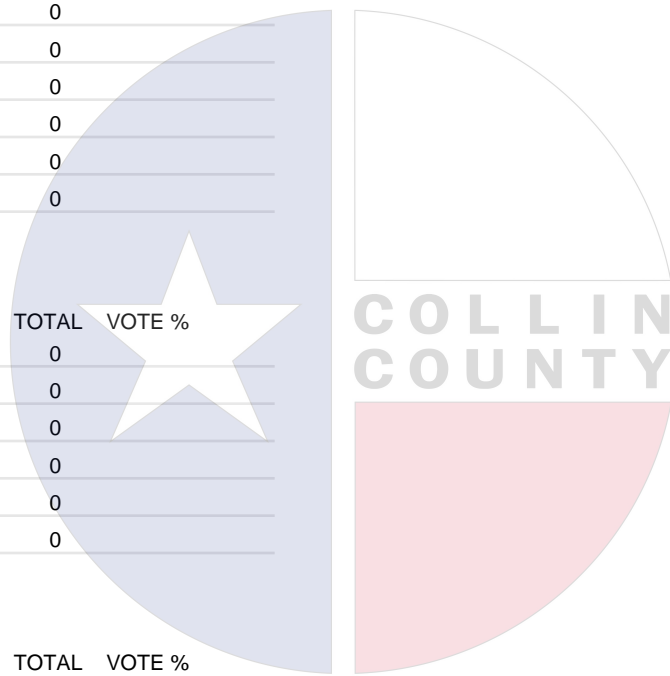
Vote For 1

	TOTAL	VOTE %
For	0	
Against	0	
Total Votes Cast	0	
Overvotes	0	
Undervotes	0	
Contest Totals	0	

**Proposition 15 – State of Texas**

Vote For 1

	TOTAL	VOTE %
For	0	
Against	0	
Total Votes Cast	0	
Overvotes	0	
Undervotes	0	
Contest Totals	0	



Collin County Seal  
 Watermark Seal for Collin County,  
 Collin County Government

**LB 4**

**Proposition 16 – State of Texas**

Vote For 1

	TOTAL	VOTE %
For	0	
Against	0	
Total Votes Cast	0	
Overvotes	0	
Undervotes	0	
Contest Totals	0	

**Proposition 17 – State of Texas**

Vote For 1

	TOTAL	VOTE %
For	0	
Against	0	
Total Votes Cast	0	
Overvotes	0	
Undervotes	0	
Contest Totals	0	

**Proposition A – Bland ISD**

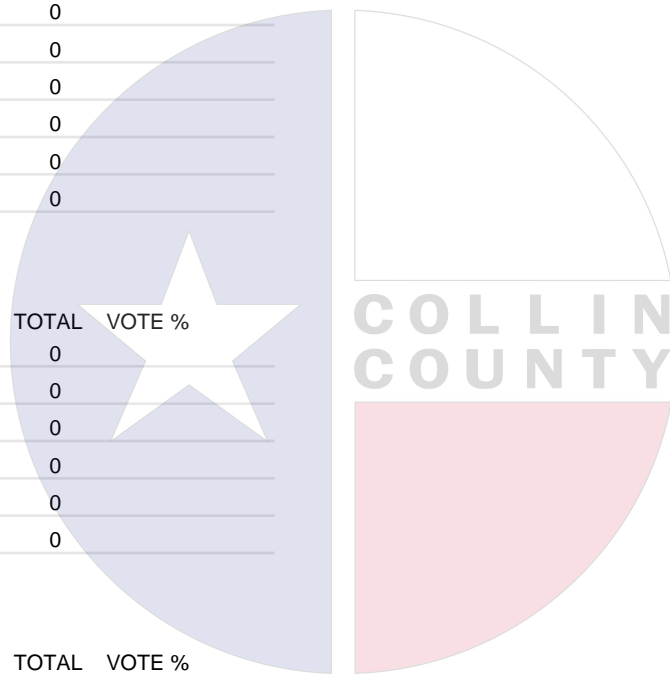
Vote For 1

	TOTAL	VOTE %
For	0	
Against	0	
Total Votes Cast	0	
Overvotes	0	
Undervotes	0	
Contest Totals	0	

**Proposition B – Bland ISD**

Vote For 1

	TOTAL	VOTE %
For	0	
Against	0	
Total Votes Cast	0	
Overvotes	0	
Undervotes	0	
Contest Totals	0	



Collin County Seal  
 Watermark Seal for Collin County.  
 Collin County Government

**LB 5**

**Proposition 1 – State of Texas**

Vote For 1

	TOTAL	VOTE %
For	0	
Against	0	
Total Votes Cast	0	
Overvotes	0	
Undervotes	0	
Contest Totals	0	

**Proposition 2 – State of Texas**

Vote For 1

	TOTAL	VOTE %
For	0	
Against	0	
Total Votes Cast	0	
Overvotes	0	
Undervotes	0	
Contest Totals	0	

**Proposition 3 – State of Texas**

Vote For 1

	TOTAL	VOTE %
For	0	
Against	0	
Total Votes Cast	0	
Overvotes	0	
Undervotes	0	
Contest Totals	0	

**Proposition 4 – State of Texas**

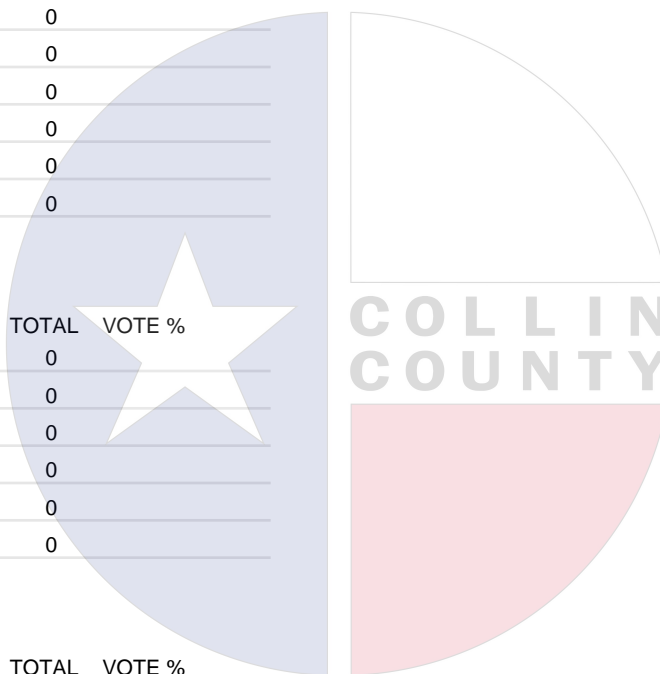
Vote For 1

	TOTAL	VOTE %
For	0	
Against	0	
Total Votes Cast	0	
Overvotes	0	
Undervotes	0	
Contest Totals	0	

**Proposition 5 – State of Texas**

Vote For 1

	TOTAL	VOTE %
For	0	
Against	0	
Total Votes Cast	0	
Overvotes	0	
Undervotes	0	
Contest Totals	0	



Collin County Seal  
 Watermark Seal for Collin County,  
 Collin County Government

**LB 5**

**Proposition 6 – State of Texas**

Vote For 1

	TOTAL	VOTE %
For	0	
Against	0	
Total Votes Cast	0	
Overvotes	0	
Undervotes	0	
Contest Totals	0	

**Proposition 7 – State of Texas**

Vote For 1

	TOTAL	VOTE %
For	0	
Against	0	
Total Votes Cast	0	
Overvotes	0	
Undervotes	0	
Contest Totals	0	

**Proposition 8 – State of Texas**

Vote For 1

	TOTAL	VOTE %
For	0	
Against	0	
Total Votes Cast	0	
Overvotes	0	
Undervotes	0	
Contest Totals	0	

**Proposition 9 – State of Texas**

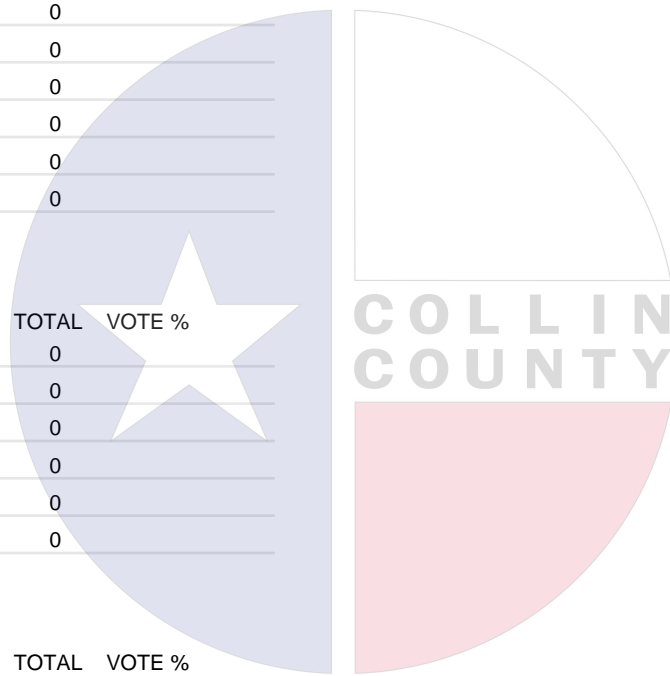
Vote For 1

	TOTAL	VOTE %
For	0	
Against	0	
Total Votes Cast	0	
Overvotes	0	
Undervotes	0	
Contest Totals	0	

**Proposition 10 – State of Texas**

Vote For 1

	TOTAL	VOTE %
For	0	
Against	0	
Total Votes Cast	0	
Overvotes	0	
Undervotes	0	
Contest Totals	0	



Collin County Seal  
 Watermark Seal for Collin County,  
 Collin County Government

**LB 5**

**Proposition 11 – State of Texas**

Vote For 1

	TOTAL	VOTE %
For	0	
Against	0	
Total Votes Cast	0	
Overvotes	0	
Undervotes	0	
Contest Totals	0	

**Proposition 12 – State of Texas**

Vote For 1

	TOTAL	VOTE %
For	0	
Against	0	
Total Votes Cast	0	
Overvotes	0	
Undervotes	0	
Contest Totals	0	

**Proposition 13 – State of Texas**

Vote For 1

	TOTAL	VOTE %
For	0	
Against	0	
Total Votes Cast	0	
Overvotes	0	
Undervotes	0	
Contest Totals	0	

**Proposition 14 – State of Texas**

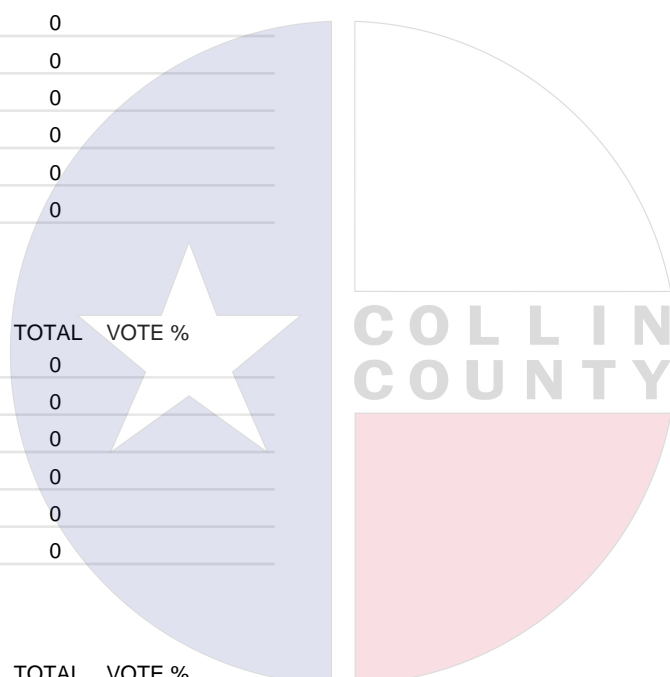
Vote For 1

	TOTAL	VOTE %
For	0	
Against	0	
Total Votes Cast	0	
Overvotes	0	
Undervotes	0	
Contest Totals	0	

**Proposition 15 – State of Texas**

Vote For 1

	TOTAL	VOTE %
For	0	
Against	0	
Total Votes Cast	0	
Overvotes	0	
Undervotes	0	
Contest Totals	0	



Collin County Seal  
 Watermark Seal for Collin County.  
 Collin County Government

**LB 5**

**Proposition 16 – State of Texas**

Vote For 1

	TOTAL	VOTE %
For	0	
Against	0	
Total Votes Cast	0	
Overvotes	0	
Undervotes	0	
Contest Totals	0	

**Proposition 17 – State of Texas**

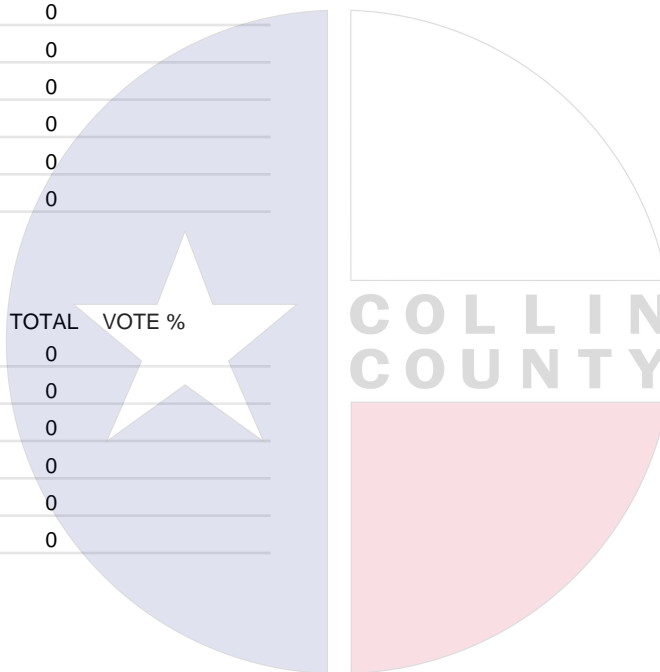
Vote For 1

	TOTAL	VOTE %
For	0	
Against	0	
Total Votes Cast	0	
Overvotes	0	
Undervotes	0	
Contest Totals	0	

**Proposition A – Rockwall ISD**

Vote For 1

	TOTAL	VOTE %
For	0	
Against	0	
Total Votes Cast	0	
Overvotes	0	
Undervotes	0	
Contest Totals	0	



Collin County Seal  
 Watermark Seal for Collin County.  
 Collin County Government

**LB 6**

**Proposition 1 – State of Texas**

Vote For 1

	TOTAL	VOTE %
For	0	
Against	0	
Total Votes Cast	0	
Overvotes	0	
Undervotes	0	
Contest Totals	0	

**Proposition 2 – State of Texas**

Vote For 1

	TOTAL	VOTE %
For	0	
Against	0	
Total Votes Cast	0	
Overvotes	0	
Undervotes	0	
Contest Totals	0	

**Proposition 3 – State of Texas**

Vote For 1

	TOTAL	VOTE %
For	0	
Against	0	
Total Votes Cast	0	
Overvotes	0	
Undervotes	0	
Contest Totals	0	

**Proposition 4 – State of Texas**

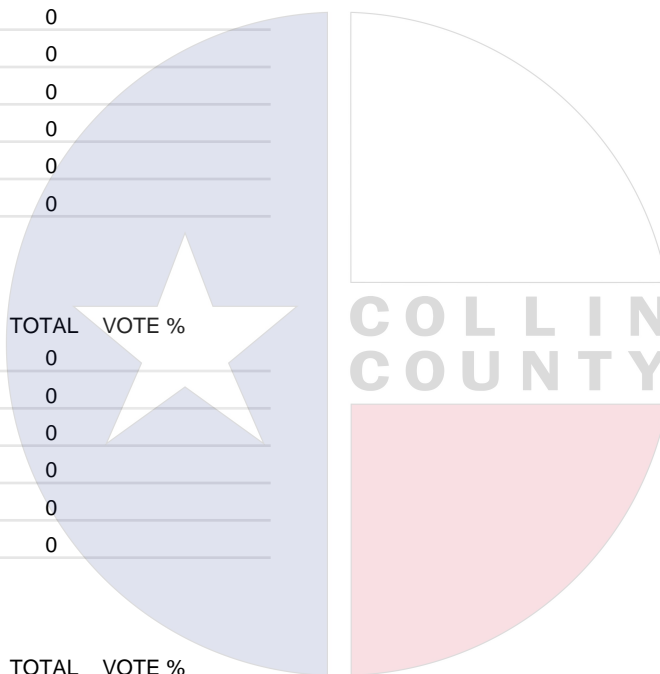
Vote For 1

	TOTAL	VOTE %
For	0	
Against	0	
Total Votes Cast	0	
Overvotes	0	
Undervotes	0	
Contest Totals	0	

**Proposition 5 – State of Texas**

Vote For 1

	TOTAL	VOTE %
For	0	
Against	0	
Total Votes Cast	0	
Overvotes	0	
Undervotes	0	
Contest Totals	0	



Collin County Seal  
 Watermark Seal for Collin County,  
 Collin County Government

**LB 6**

**Proposition 6 – State of Texas**

Vote For 1

	TOTAL	VOTE %
For	0	
Against	0	
Total Votes Cast	0	
Overvotes	0	
Undervotes	0	
Contest Totals	0	

**Proposition 7 – State of Texas**

Vote For 1

	TOTAL	VOTE %
For	0	
Against	0	
Total Votes Cast	0	
Overvotes	0	
Undervotes	0	
Contest Totals	0	

**Proposition 8 – State of Texas**

Vote For 1

	TOTAL	VOTE %
For	0	
Against	0	
Total Votes Cast	0	
Overvotes	0	
Undervotes	0	
Contest Totals	0	

**Proposition 9 – State of Texas**

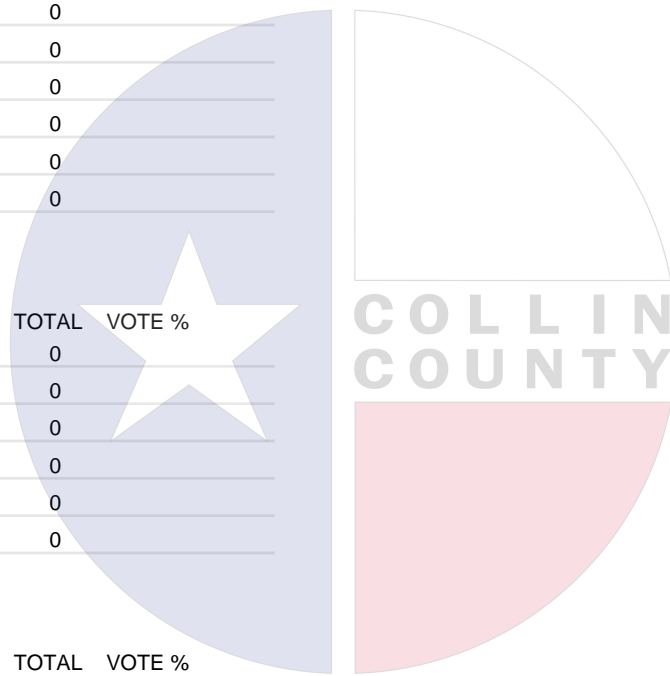
Vote For 1

	TOTAL	VOTE %
For	0	
Against	0	
Total Votes Cast	0	
Overvotes	0	
Undervotes	0	
Contest Totals	0	

**Proposition 10 – State of Texas**

Vote For 1

	TOTAL	VOTE %
For	0	
Against	0	
Total Votes Cast	0	
Overvotes	0	
Undervotes	0	
Contest Totals	0	



Collin County Seal  
 Watermark Seal for Collin County,  
 Collin County Government

**LB 6**

**Proposition 11 – State of Texas**

Vote For 1

	TOTAL	VOTE %
For	0	
Against	0	
Total Votes Cast	0	
Overvotes	0	
Undervotes	0	
Contest Totals	0	

**Proposition 12 – State of Texas**

Vote For 1

	TOTAL	VOTE %
For	0	
Against	0	
Total Votes Cast	0	
Overvotes	0	
Undervotes	0	
Contest Totals	0	

**Proposition 13 – State of Texas**

Vote For 1

	TOTAL	VOTE %
For	0	
Against	0	
Total Votes Cast	0	
Overvotes	0	
Undervotes	0	
Contest Totals	0	

**Proposition 14 – State of Texas**

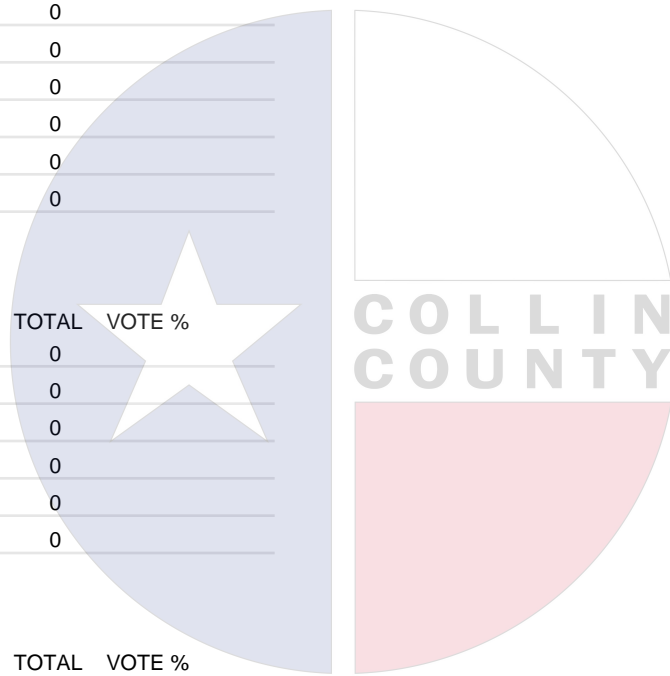
Vote For 1

	TOTAL	VOTE %
For	0	
Against	0	
Total Votes Cast	0	
Overvotes	0	
Undervotes	0	
Contest Totals	0	

**Proposition 15 – State of Texas**

Vote For 1

	TOTAL	VOTE %
For	0	
Against	0	
Total Votes Cast	0	
Overvotes	0	
Undervotes	0	
Contest Totals	0	



Collin County Seal  
 Watermark Seal for Collin County.  
 Collin County Government

**LB 6**

**Proposition 16 – State of Texas**

Vote For 1

	TOTAL	VOTE %
For	0	
Against	0	
Total Votes Cast	0	
Overvotes	0	
Undervotes	0	
Contest Totals	0	

**Proposition 17 – State of Texas**

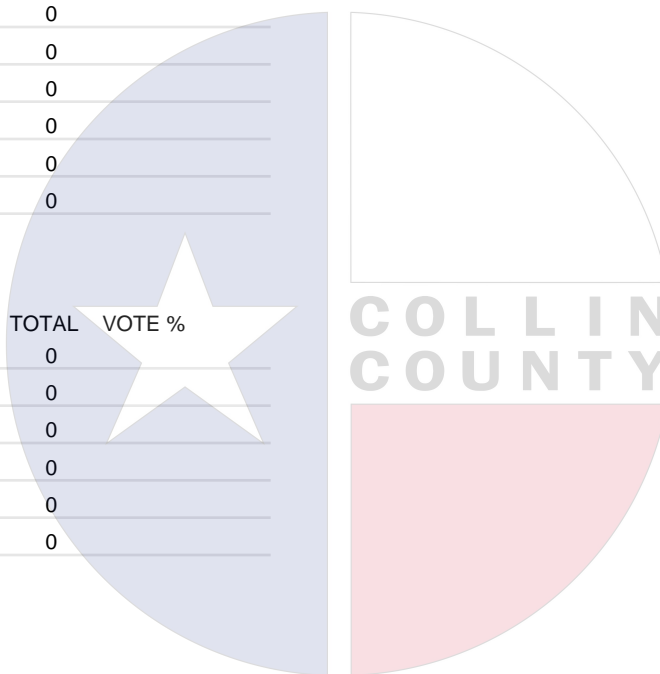
Vote For 1

	TOTAL	VOTE %
For	0	
Against	0	
Total Votes Cast	0	
Overvotes	0	
Undervotes	0	
Contest Totals	0	

**Proposition A – Van Alstyne ISD**

Vote For 1

	TOTAL	VOTE %
For	0	
Against	0	
Total Votes Cast	0	
Overvotes	0	
Undervotes	0	
Contest Totals	0	



Collin County Seal  
 Watermark Seal for Collin County.  
 Collin County Government