


Summary Results Report
 Joint General and Special Election
 November 5, 2024

OFFICIAL RESULTS
 Combined Accumulated Totals
 COLLIN COUNTY

Statistics

	TOTAL	Election Day	Early Voting	Ballot by mail	Provisional	Limited
Registered Voters - Total	751,832					
Ballots Cast - Total	520,196	76,942	424,236	16,143	767	2,108
Voter Turnout - Total	69.19%					



Collin County Seal
 Watermark Seal for Collin County.
 Collin County Government

Summary Results Report
 Joint General and Special Election
 November 5, 2024

OFFICIAL RESULTS
 Combined Accumulated Totals
 COLLIN COUNTY

President/Vice President

Vote For 1

	TOTAL	VOTE %		Election Day	Early Voting	Ballot by mail	Provisional	Limited
Rep Donald J. Trump/JD Vance	279,534	54.00%		39,700	232,148	6,240	348	1,098
Dem Kamala D. Harris/Tim Walz	222,115	42.90%		32,012	179,162	9,576	394	971
Lib Chase Oliver/Mike ter Maat	3,508	0.68%		898	2,525	71	4	10
Grn Jill Stein/Rudolph Ware	10,010	1.93%		3,324	6,542	112	12	20
Write-In Totals	2,523	0.49%		519	1,920	73	6	5
Total Votes Cast	517,690	100.00%		76,453	422,297	16,072	764	2,104
Overvotes	1			0	0	1	0	0
Undervotes	2,505			489	1,939	70	3	4
Contest Totals	520,196			76,942	424,236	16,143	767	2,108

United States Senator

Vote For 1

	TOTAL	VOTE %		Election Day	Early Voting	Ballot by mail	Provisional	Limited
Rep Ted Cruz	263,381	51.48%		34,251	221,695	6,103	327	1,005
Dem Colin Allred	236,579	46.24%		36,545	188,998	9,604	405	1,027
Lib Ted Brown	11,173	2.18%		3,281	7,648	170	19	55
Write-In Totals	478	0.09%		124	334	15	2	3
Total Votes Cast	511,611	100.00%		74,201	418,675	15,892	753	2,090
Overvotes	2			0	0	2	0	0
Undervotes	8,583			2,741	5,561	249	14	18
Contest Totals	520,196			76,942	424,236	16,143	767	2,108

United States Representative, District 3

Vote For 1

	TOTAL	VOTE %		Election Day	Early Voting	Ballot by mail	Provisional	Limited
Rep Keith Self	206,337	60.59%		27,151	174,490	4,455	225	16
Dem Sandeep Srivastava	134,232	39.41%		19,581	109,125	5,307	209	10
Total Votes Cast	340,569	100.00%		46,732	283,615	9,762	434	26
Overvotes	0			0	0	0	0	0
Undervotes	15,464			4,085	10,758	590	31	0
Contest Totals	356,033			50,817	294,373	10,352	465	26

United States Representative, District 4

Vote For 1

	TOTAL	VOTE %		Election Day	Early Voting	Ballot by mail	Provisional	Limited
Rep Pat Fallon	68,280	53.52%		9,868	56,358	1,925	108	21
Dem Simon Cardell	59,291	46.48%		8,898	47,587	2,675	119	12
Total Votes Cast	127,571	100.00%		18,766	103,945	4,600	227	33
Overvotes	0			0	0	0	0	0
Undervotes	6,807			1,809	4,641	336	18	3
Contest Totals	134,378			20,575	108,586	4,936	245	36

Summary Results Report
 Joint General and Special Election
 November 5, 2024

OFFICIAL RESULTS
 Combined Accumulated Totals
 COLLIN COUNTY

United States Representative, District 32

Vote For 1

	TOTAL	VOTE %		Election Day	Early Voting	Ballot by mail	Provisional	Limited
Rep Darrell Day	11,253	42.62%		2,115	8,836	272	20	10
Dem Julie Johnson	14,347	54.34%		2,668	11,094	533	34	18
Lib Kevin A. Hale	801	3.03%		268	520	10	2	1
Total Votes Cast	26,401	100.00%		5,051	20,450	815	56	29
Overvotes	0			0	0	0	0	0
Undervotes	1,364			499	827	36	1	1
Contest Totals	27,765			5,550	21,277	851	57	30

Railroad Commissioner

Vote For 1

	TOTAL	VOTE %		Election Day	Early Voting	Ballot by mail	Provisional	Limited
Rep Christi Craddick	276,346	55.88%		36,661	231,961	6,353	329	1,042
Dem Katherine Culbert	193,750	39.18%		27,000	157,296	8,226	350	878
Lib Hawk Dunlap	12,816	2.59%		3,135	9,400	210	14	57
Grn Eddie Espinoza	11,260	2.28%		3,355	7,598	237	18	52
Write-In Totals	380	0.08%		103	266	9	1	1
Total Votes Cast	494,552	100.00%		70,254	406,521	15,035	712	2,030
Overvotes	6			0	0	6	0	0
Undervotes	25,638			6,688	17,715	1,102	55	78
Contest Totals	520,196			76,942	424,236	16,143	767	2,108

Justice, Supreme Court, Place 2

Vote For 1

	TOTAL	VOTE %		Election Day	Early Voting	Ballot by mail	Provisional	Limited
Rep Jimmy Blacklock	284,891	57.90%		38,378	238,524	6,586	345	1,058
Dem DaSean Jones	207,181	42.10%		31,036	166,390	8,424	369	962
Total Votes Cast	492,072	100.00%		69,414	404,914	15,010	714	2,020
Overvotes	3			0	0	3	0	0
Undervotes	28,121			7,528	19,322	1,130	53	88
Contest Totals	520,196			76,942	424,236	16,143	767	2,108

Collin County seal
 Watermark Seal for Collin County.
 Collin County Government

Justice, Supreme Court, Place 4

Vote For 1

	TOTAL	VOTE %		Election Day	Early Voting	Ballot by mail	Provisional	Limited
Rep John Devine	277,669	56.93%		37,412	232,630	6,233	336	1,058
Dem Christine Vinh Weems	210,032	43.07%		31,083	169,013	8,598	369	969
Total Votes Cast	487,701	100.00%		68,495	401,643	14,831	705	2,027
Overvotes	0			0	0	0	0	0
Undervotes	32,495			8,447	22,593	1,312	62	81
Contest Totals	520,196			76,942	424,236	16,143	767	2,108

Summary Results Report
 Joint General and Special Election
 November 5, 2024

OFFICIAL RESULTS
 Combined Accumulated Totals
 COLLIN COUNTY

Justice, Supreme Court, Place 6

Vote For 1

	TOTAL	VOTE %		Election Day	Early Voting	Ballot by mail	Provisional	Limited
Rep Jane Bland	276,162	56.18%		36,351	231,971	6,477	336	1,027
Dem Bonnie Lee Goldstein	199,249	40.53%		28,734	160,998	8,263	360	894
Lib J. David Roberson	16,153	3.29%		4,267	11,549	223	17	97
Total Votes Cast	491,564	100.00%		69,352	404,518	14,963	713	2,018
Overvotes	1			0	0	1	0	0
Undervotes	28,631			7,590	19,718	1,179	54	90
Contest Totals	520,196			76,942	424,236	16,143	767	2,108

Presiding Judge, Court of Criminal Appeals

Vote For 1

	TOTAL	VOTE %		Election Day	Early Voting	Ballot by mail	Provisional	Limited
Rep David J. Schenck	283,577	57.81%		38,199	237,466	6,512	341	1,059
Dem Holly Taylor	206,963	42.19%		30,931	166,436	8,278	368	950
Total Votes Cast	490,540	100.00%		69,130	403,902	14,790	709	2,009
Overvotes	0			0	0	0	0	0
Undervotes	29,656			7,812	20,334	1,353	58	99
Contest Totals	520,196			76,942	424,236	16,143	767	2,108

Judge, Court of Criminal Appeals, Place 7

Vote For 1

	TOTAL	VOTE %		Election Day	Early Voting	Ballot by mail	Provisional	Limited
Rep Gina Parker	281,659	57.83%		38,211	235,699	6,338	340	1,071
Dem Nancy Mulder	205,351	42.17%		30,088	165,577	8,389	362	935
Total Votes Cast	487,010	100.00%		68,299	401,276	14,727	702	2,006
Overvotes	1			0	0	1	0	0
Undervotes	33,185			8,643	22,960	1,415	65	102
Contest Totals	520,196			76,942	424,236	16,143	767	2,108

Judge, Court of Criminal Appeals, Place 8

Vote For 1

	TOTAL	VOTE %		Election Day	Early Voting	Ballot by mail	Provisional	Limited
Rep Lee Finley	285,690	58.55%		38,971	238,871	6,431	349	1,068
Dem Chika Anyiam	202,242	41.45%		29,635	163,086	8,239	353	929
Total Votes Cast	487,932	100.00%		68,606	401,957	14,670	702	1,997
Overvotes	1			0	0	1	0	0
Undervotes	32,263			8,336	22,279	1,472	65	111
Contest Totals	520,196			76,942	424,236	16,143	767	2,108

Summary Results Report
 Joint General and Special Election
 November 5, 2024

OFFICIAL RESULTS
 Combined Accumulated Totals
 COLLIN COUNTY

Member, State Board of Education, District 12

Vote For 1

	TOTAL	VOTE %		Election Day	Early Voting	Ballot by mail	Provisional	Limited
Rep Pam Little	284,794	58.15%		38,977	238,690	6,574	345	208
Dem George King	204,957	41.85%		30,283	165,846	8,311	366	151
Total Votes Cast	489,751	100.00%		69,260	404,536	14,885	711	359
Overvotes	3			0	0	3	0	0
Undervotes	30,268			7,682	19,700	1,252	56	1,578
Contest Totals	520,022			76,942	424,236	16,140	767	1,937

State Senator, District 8

Vote For 1

	TOTAL	VOTE %		Election Day	Early Voting	Ballot by mail	Provisional	Limited
Rep Angela Paxton	229,607	56.94%		31,503	192,930	4,892	265	17
Dem Rachel Mello	173,663	43.06%		24,694	141,637	7,024	299	9
Total Votes Cast	403,270	100.00%		56,197	334,567	11,916	564	26
Overvotes	1			0	0	1	0	0
Undervotes	22,773			5,949	15,841	943	40	0
Contest Totals	426,044			62,146	350,408	12,860	604	26

State Senator, District 30

Vote For 1

	TOTAL	VOTE %		Election Day	Early Voting	Ballot by mail	Provisional	Limited
Rep Brent Hagenbuch	27,739	53.86%		4,397	22,727	538	36	41
Dem Dale Frey	23,764	46.14%		3,693	19,215	808	23	25
Total Votes Cast	51,503	100.00%		8,090	41,942	1,346	59	66
Overvotes	0			0	0	0	0	0
Undervotes	3,529			1,035	2,349	132	9	4
Contest Totals	55,032			9,125	44,291	1,478	68	70

State Representative, District 33

Vote For 1

	TOTAL	VOTE %		Election Day	Early Voting	Ballot by mail	Provisional	Limited
Rep Katrina Pierson	20,424	100.00%		3,423	16,521	447	30	3
Total Votes Cast	20,424	100.00%		3,423	16,521	447	30	3
Overvotes	0			0	0	0	0	0
Undervotes	16,263			2,804	12,808	628	22	1
Contest Totals	36,687			6,227	29,329	1,075	52	4

State Representative, District 61

Vote For 1

	TOTAL	VOTE %		Election Day	Early Voting	Ballot by mail	Provisional	Limited
Rep Keresa Richardson	58,513	59.62%		8,149	49,127	1,176	61	0
Dem Tony Adams	39,632	40.38%		5,556	32,576	1,434	66	0
Total Votes Cast	98,145	100.00%		13,705	81,703	2,610	127	0
Overvotes	0			0	0	0	0	0
Undervotes	6,805			1,798	4,780	217	10	0
Contest Totals	104,950			15,503	86,483	2,827	137	0

Summary Results Report
 Joint General and Special Election
 November 5, 2024

OFFICIAL RESULTS
 Combined Accumulated Totals
 COLLIN COUNTY

State Representative, District 66

Vote For 1

	TOTAL	VOTE %		Election Day	Early Voting	Ballot by mail	Provisional	Limited
Rep Matt Shaheen	58,294	61.11%		7,236	49,549	1,420	89	0
Dem David W. Carstens	37,098	38.89%		4,874	30,418	1,749	57	0
Total Votes Cast	95,392	100.00%		12,110	79,967	3,169	146	0
Overvotes	0			0	0	0	0	0
Undervotes	6,116			1,554	4,283	266	13	0
Contest Totals	101,508			13,664	84,250	3,435	159	0

State Representative, District 67

Vote For 1

	TOTAL	VOTE %		Election Day	Early Voting	Ballot by mail	Provisional	Limited
Rep Jeff Leach	56,107	60.23%		7,901	46,979	1,174	53	0
Dem Makala L. Washington	37,051	39.77%		5,877	29,686	1,416	72	0
Total Votes Cast	93,158	100.00%		13,778	76,665	2,590	125	0
Overvotes	0			0	0	0	0	0
Undervotes	6,026			1,665	4,148	201	12	0
Contest Totals	99,184			15,443	80,813	2,791	137	0

State Representative, District 70

Vote For 1

	TOTAL	VOTE %		Election Day	Early Voting	Ballot by mail	Provisional	Limited
Rep Steve Kinard	34,933	47.78%		4,377	29,319	1,171	66	0
Dem Mihaela Elizabeth Plesa	38,183	52.22%		5,322	30,789	1,982	90	0
Total Votes Cast	73,116	100.00%		9,699	60,108	3,153	156	0
Overvotes	0			0	0	0	0	0
Undervotes	4,037			1,072	2,694	255	16	0
Contest Totals	77,153			10,771	62,802	3,408	172	0

State Representative, District 89

Vote For 1

	TOTAL	VOTE %		Election Day	Early Voting	Ballot by mail	Provisional	Limited
Rep Candy Noble	55,900	60.63%		7,892	46,829	1,128	51	0
Dem Darrel Evans	36,292	39.37%		5,666	29,287	1,289	50	0
Total Votes Cast	92,192	100.00%		13,558	76,116	2,417	101	0
Overvotes	0			0	0	0	0	0
Undervotes	6,414			1,776	4,443	186	9	0
Contest Totals	98,606			15,334	80,559	2,603	110	0

Summary Results Report
 Joint General and Special Election
 November 5, 2024

OFFICIAL RESULTS
 Combined Accumulated Totals
 COLLIN COUNTY

Chief Justice, 5th Court of Appeals District

Vote For 1

	TOTAL	VOTE %		Election Day	Early Voting	Ballot by mail	Provisional	Limited
Rep Justin Jay "J.J." Koch	276,706	57.39%		36,843	232,990	6,471	331	71
Dem Staci Williams	205,439	42.61%		30,619	166,034	8,370	368	48
Total Votes Cast	482,145	100.00%		67,462	399,024	14,841	699	119
Overvotes	2			0	0	2	0	0
Undervotes	36,069			9,480	25,212	1,297	68	12
Contest Totals	518,216			76,942	424,236	16,140	767	131

Justice, 5th Court of Appeals District, Place 2

Vote For 1

	TOTAL	VOTE %		Election Day	Early Voting	Ballot by mail	Provisional	Limited
Rep Jessica Lewis	281,106	58.65%		38,248	236,007	6,436	344	71
Dem Robbie Partida-Kipness	198,227	41.35%		28,582	160,939	8,314	344	48
Total Votes Cast	479,333	100.00%		66,830	396,946	14,750	688	119
Overvotes	2			0	0	2	0	0
Undervotes	38,881			10,112	27,290	1,388	79	12
Contest Totals	518,216			76,942	424,236	16,140	767	131

Justice, 5th Court of Appeals District, Place 5

Vote For 1

	TOTAL	VOTE %		Election Day	Early Voting	Ballot by mail	Provisional	Limited
Rep Cynthia Barbare	276,163	57.66%		37,240	232,253	6,266	335	69
Dem Erin A. Nowell	202,750	42.34%		29,501	164,365	8,481	354	49
Total Votes Cast	478,913	100.00%		66,741	396,618	14,747	689	118
Overvotes	1			0	0	1	0	0
Undervotes	39,302			10,201	27,618	1,392	78	13
Contest Totals	518,216			76,942	424,236	16,140	767	131

Justice, 5th Court of Appeals District, Place 9

Vote For 1

	TOTAL	VOTE %		Election Day	Early Voting	Ballot by mail	Provisional	Limited
Rep Matthew J. Kolodoski	274,491	57.31%		36,767	231,030	6,300	323	71
Dem Tina Clinton	204,432	42.69%		29,990	165,570	8,448	374	50
Total Votes Cast	478,923	100.00%		66,757	396,600	14,748	697	121
Overvotes	2			0	0	2	0	0
Undervotes	39,291			10,185	27,636	1,390	70	10
Contest Totals	518,216			76,942	424,236	16,140	767	131

Summary Results Report
 Joint General and Special Election
 November 5, 2024

OFFICIAL RESULTS
 Combined Accumulated Totals
 COLLIN COUNTY

Justice, 5th Court of Appeals District, Place 10

Vote For 1

	TOTAL	VOTE %		Election Day	Early Voting	Ballot by mail	Provisional	Limited
Rep Earl Jackson	274,064	57.31%		36,750	230,689	6,223	332	70
Dem Amanda Reichel	204,171	42.69%		29,824	165,433	8,506	361	47
Total Votes Cast	478,235	100.00%		66,574	396,122	14,729	693	117
Overvotes	1			0	0	1	0	0
Undervotes	39,980			10,368	28,114	1,410	74	14
Contest Totals	518,216			76,942	424,236	16,140	767	131

Justice, 5th Court of Appeals District, Place 11

Vote For 1

	TOTAL	VOTE %		Election Day	Early Voting	Ballot by mail	Provisional	Limited
Rep Gino J. Rossini	275,398	57.71%		36,496	232,052	6,455	326	69
Dem Kim Cooks	201,820	42.29%		29,812	163,373	8,228	360	47
Total Votes Cast	477,218	100.00%		66,308	395,425	14,683	686	116
Overvotes	1			0	0	1	0	0
Undervotes	40,997			10,634	28,811	1,456	81	15
Contest Totals	518,216			76,942	424,236	16,140	767	131

Justice, 5th Court of Appeals District, Place 12

Vote For 1

	TOTAL	VOTE %		Election Day	Early Voting	Ballot by mail	Provisional	Limited
Rep Mike Lee	277,150	58.08%		37,485	232,940	6,319	335	71
Dem Ken Molberg	200,026	41.92%		28,769	162,456	8,407	346	48
Total Votes Cast	477,176	100.00%		66,254	395,396	14,726	681	119
Overvotes	2			0	0	2	0	0
Undervotes	41,038			10,688	28,840	1,412	86	12
Contest Totals	518,216			76,942	424,236	16,140	767	131

Justice, 5th Court of Appeals District, Place 13

Vote For 1

	TOTAL	VOTE %		Election Day	Early Voting	Ballot by mail	Provisional	Limited
Rep Emily A. Miskel	275,064	57.66%		36,716	231,566	6,389	323	70
Dem Tonya Parker	201,956	42.34%		29,574	163,629	8,342	361	50
Total Votes Cast	477,020	100.00%		66,290	395,195	14,731	684	120
Overvotes	0			0	0	0	0	0
Undervotes	41,196			10,652	29,041	1,409	83	11
Contest Totals	518,216			76,942	424,236	16,140	767	131

District Judge, 199th Judicial District

Vote For 1



	TOTAL	VOTE %		Election Day	Early Voting	Ballot by mail	Provisional	Limited
Rep Angela Tucker	318,278	100.00%		45,506	265,001	7,372	399	0
Total Votes Cast	318,278	100.00%		45,506	265,001	7,372	399	0
Overvotes	0			0	0	0	0	0
Undervotes	199,806			31,436	159,235	8,767	368	0
Contest Totals	518,084			76,942	424,236	16,139	767	0

Summary Results Report
 Joint General and Special Election
 November 5, 2024

OFFICIAL RESULTS
 Combined Accumulated Totals
 COLLIN COUNTY



District Judge, 380th Judicial District

Vote For 1

	TOTAL	VOTE %		Election Day	Early Voting	Ballot by mail	Provisional	Limited
Rep Ben Smith	312,630	100.00%		44,606	260,415	7,215	394	0
Total Votes Cast	312,630	100.00%		44,606	260,415	7,215	394	0
Overvotes	0			0	0	0	0	0
Undervotes	205,454			32,336	163,821	8,924	373	0
Contest Totals	518,084			76,942	424,236	16,139	767	0



District Judge, 401st Judicial District

Vote For 1

	TOTAL	VOTE %		Election Day	Early Voting	Ballot by mail	Provisional	Limited
Rep Kim Laseter	313,072	100.00%		44,625	260,845	7,200	402	0
Total Votes Cast	313,072	100.00%		44,625	260,845	7,200	402	0
Overvotes	0			0	0	0	0	0
Undervotes	205,012			32,317	163,391	8,939	365	0
Contest Totals	518,084			76,942	424,236	16,139	767	0



District Judge, 416th Judicial District

Vote For 1

	TOTAL	VOTE %		Election Day	Early Voting	Ballot by mail	Provisional	Limited
Rep Andrea Stroh Thompson	310,863	100.00%		44,166	259,136	7,171	390	0
Total Votes Cast	310,863	100.00%		44,166	259,136	7,171	390	0
Overvotes	0			0	0	0	0	0
Undervotes	207,221			32,776	165,100	8,968	377	0
Contest Totals	518,084			76,942	424,236	16,139	767	0



District Judge, 468th Judicial District

Vote For 1

	TOTAL	VOTE %		Election Day	Early Voting	Ballot by mail	Provisional	Limited
Rep Lindsey Wynne	311,484	100.00%		44,245	259,686	7,158	395	0
Total Votes Cast	311,484	100.00%		44,245	259,686	7,158	395	0
Overvotes	0			0	0	0	0	0
Undervotes	206,600			32,697	164,550	8,981	372	0
Contest Totals	518,084			76,942	424,236	16,139	767	0

District Judge, 469th Judicial District

Vote For 1

	TOTAL	VOTE %		Election Day	Early Voting	Ballot by mail	Provisional	Limited
Rep Piper McCraw	311,032	100.00%		44,035	259,442	7,164	391	0
Total Votes Cast	311,032	100.00%		44,035	259,442	7,164	391	0
Overvotes	0			0	0	0	0	0
Undervotes	207,052			32,907	164,794	8,975	376	0
Contest Totals	518,084			76,942	424,236	16,139	767	0

Summary Results Report
 Joint General and Special Election
 November 5, 2024

OFFICIAL RESULTS
 Combined Accumulated Totals
 COLLIN COUNTY

District Judge, 470th Judicial District

Vote For 1

	TOTAL	VOTE %		Election Day	Early Voting	Ballot by mail	Provisional	Limited
Rep Brook Fulks	310,364	100.00%		43,996	258,830	7,143	395	0
Total Votes Cast	310,364	100.00%		43,996	258,830	7,143	395	0
Overvotes	0			0	0	0	0	0
Undervotes	207,720			32,946	165,406	8,996	372	0
Contest Totals	518,084			76,942	424,236	16,139	767	0

District Judge, 471st Judicial District

Vote For 1

	TOTAL	VOTE %		Election Day	Early Voting	Ballot by mail	Provisional	Limited
Rep Andrea Bouressa	310,977	100.00%		44,162	259,276	7,144	395	0
Total Votes Cast	310,977	100.00%		44,162	259,276	7,144	395	0
Overvotes	0			0	0	0	0	0
Undervotes	207,107			32,780	164,960	8,995	372	0
Contest Totals	518,084			76,942	424,236	16,139	767	0

District Judge, 493rd Judicial District

Vote For 1

	TOTAL	VOTE %		Election Day	Early Voting	Ballot by mail	Provisional	Limited
Rep Christine A. Nowak	310,639	100.00%		44,113	258,979	7,150	397	0
Total Votes Cast	310,639	100.00%		44,113	258,979	7,150	397	0
Overvotes	0			0	0	0	0	0
Undervotes	207,445			32,829	165,257	8,989	370	0
Contest Totals	518,084			76,942	424,236	16,139	767	0

Judge, County Probate Court, Unexpired Term

Vote For 1

	TOTAL	VOTE %		Election Day	Early Voting	Ballot by mail	Provisional	Limited
Rep Sarah R. Duff	315,509	100.00%		45,243	262,647	7,230	389	0
Total Votes Cast	315,509	100.00%		45,243	262,647	7,230	389	0
Overvotes	0			0	0	0	0	0
Undervotes	202,575			31,699	161,589	8,909	378	0
Contest Totals	518,084			76,942	424,236	16,139	767	0

Sheriff

Vote For 1

	TOTAL	VOTE %		Election Day	Early Voting	Ballot by mail	Provisional	Limited
Rep Jim Skinner	314,439	100.00%		44,869	261,932	7,243	395	0
Total Votes Cast	314,439	100.00%		44,869	261,932	7,243	395	0
Overvotes	0			0	0	0	0	0
Undervotes	203,645			32,073	162,304	8,896	372	0
Contest Totals	518,084			76,942	424,236	16,139	767	0

Summary Results Report
 Joint General and Special Election
 November 5, 2024

OFFICIAL RESULTS
 Combined Accumulated Totals
 COLLIN COUNTY

County Tax Assessor-Collector

Vote For 1

	TOTAL	VOTE %		Election Day	Early Voting	Ballot by mail	Provisional	Limited
Rep Scott Grigg	281,284	59.09%		37,648	236,823	6,482	331	0
Dem Stephanie Cooksey	194,136	40.78%		28,534	157,430	7,826	346	0
Write-In Totals	633	0.13%		139	479	15	0	0
Total Votes Cast	476,053	100.00%		66,321	394,732	14,323	677	0
Overvotes	11			0	0	11	0	0
Undervotes	42,020			10,621	29,504	1,805	90	0
Contest Totals	518,084			76,942	424,236	16,139	767	0

County Commissioner, Precinct No. 1

Vote For 1

	TOTAL	VOTE %		Election Day	Early Voting	Ballot by mail	Provisional	Limited
Rep Susan Fletcher	79,181	100.00%		11,037	66,340	1,719	85	0
Total Votes Cast	79,181	100.00%		11,037	66,340	1,719	85	0
Overvotes	0			0	0	0	0	0
Undervotes	46,327			6,924	37,283	2,056	64	0
Contest Totals	125,508			17,961	103,623	3,775	149	0

County Commissioner, Precinct No. 3

Vote For 1

	TOTAL	VOTE %		Election Day	Early Voting	Ballot by mail	Provisional	Limited
Rep Darrell Hale	74,020	61.34%		10,542	62,014	1,383	81	0
Dem Yvette Johnson	46,657	38.66%		7,436	37,558	1,571	92	0
Total Votes Cast	120,677	100.00%		17,978	99,572	2,954	173	0
Overvotes	1			0	0	1	0	0
Undervotes	10,907			2,923	7,602	366	16	0
Contest Totals	131,585			20,901	107,174	3,321	189	0

Constable, Precinct No. 1

Vote For 1

	TOTAL	VOTE %		Election Day	Early Voting	Ballot by mail	Provisional	Limited
Rep Matt Carpenter	61,940	100.00%		8,905	51,706	1,262	67	0
Total Votes Cast	61,940	100.00%		8,905	51,706	1,262	67	0
Overvotes	0			0	0	0	0	0
Undervotes	37,723			6,196	29,940	1,510	77	0
Contest Totals	99,663			15,101	81,646	2,772	144	0

Constable, Precinct No. 2

Vote For 1

	TOTAL	VOTE %		Election Day	Early Voting	Ballot by mail	Provisional	Limited
Rep Dwayne Kurtz	40,579	100.00%		6,399	33,501	635	44	0
Total Votes Cast	40,579	100.00%		6,399	33,501	635	44	0
Overvotes	0			0	0	0	0	0
Undervotes	22,826			4,355	17,686	748	37	0
Contest Totals	63,405			10,754	51,187	1,383	81	0

Summary Results Report
 Joint General and Special Election
 November 5, 2024

OFFICIAL RESULTS
 Combined Accumulated Totals
 COLLIN COUNTY

Constable, Precinct No. 3

Vote For 1

	TOTAL	VOTE %		Election Day	Early Voting	Ballot by mail	Provisional	Limited
Rep Sammy Knapp	88,447	54.89%		11,564	74,334	2,436	113	0
Dem Cesar Avila	72,684	45.11%		10,520	58,888	3,140	136	0
Total Votes Cast	161,131	100.00%		22,084	133,222	5,576	249	0
Overvotes	1			0	0	1	0	0
Undervotes	15,211			3,781	10,625	771	34	0
Contest Totals	176,343			25,865	143,847	6,348	283	0

Constable, Precinct No. 4

Vote For 1

	TOTAL	VOTE %		Election Day	Early Voting	Ballot by mail	Provisional	Limited
Rep Steve Asher	109,054	100.00%		14,879	91,522	2,512	141	0
Total Votes Cast	109,054	100.00%		14,879	91,522	2,512	141	0
Overvotes	0			0	0	0	0	0
Undervotes	69,619			10,343	56,034	3,124	118	0
Contest Totals	178,673			25,222	147,556	5,636	259	0

Proposition A – City of Dallas

Vote For 1

	TOTAL	VOTE %		Election Day	Early Voting	Ballot by mail	Provisional	Limited
For	9,687	60.32%		1,292	7,776	592	21	6
Against	6,372	39.68%		644	5,457	253	18	0
Total Votes Cast	16,059	100.00%		1,936	13,233	845	39	6
Overvotes	0			0	0	0	0	0
Undervotes	3,859			638	2,848	352	19	2
Contest Totals	19,918			2,574	16,081	1,197	58	8

Proposition B – City of Dallas

Vote For 1

	TOTAL	VOTE %		Election Day	Early Voting	Ballot by mail	Provisional	Limited
For	10,612	62.31%		1,547	8,446	585	29	5
Against	6,418	37.69%		528	5,532	342	15	1
Total Votes Cast	17,030	100.00%		2,075	13,978	927	44	6
Overvotes	0			0	0	0	0	0
Undervotes	2,888			499	2,103	270	14	2
Contest Totals	19,918			2,574	16,081	1,197	58	8

Proposition C – City of Dallas

Vote For 1

	TOTAL	VOTE %		Election Day	Early Voting	Ballot by mail	Provisional	Limited
For	6,468	37.97%		816	5,245	382	22	3
Against	10,566	62.03%		1,270	8,727	543	23	3
Total Votes Cast	17,034	100.00%		2,086	13,972	925	45	6
Overvotes	1			0	0	1	0	0
Undervotes	2,883			488	2,109	271	13	2
Contest Totals	19,918			2,574	16,081	1,197	58	8

Summary Results Report
 Joint General and Special Election
 November 5, 2024

OFFICIAL RESULTS
 Combined Accumulated Totals
 COLLIN COUNTY

Proposition D – City of Dallas

Vote For 1

	TOTAL	VOTE %		Election Day	Early Voting	Ballot by mail	Provisional	Limited
For	9,563	58.55%		1,215	7,687	630	26	5
Against	6,771	41.45%		737	5,757	264	13	0
Total Votes Cast	16,334	100.00%		1,952	13,444	894	39	5
Overvotes	0			0	0	0	0	0
Undervotes	3,584			622	2,637	303	19	3
Contest Totals	19,918			2,574	16,081	1,197	58	8

Proposition E – City of Dallas

Vote For 1

	TOTAL	VOTE %		Election Day	Early Voting	Ballot by mail	Provisional	Limited
For	10,922	63.80%		1,453	8,793	642	29	5
Against	6,196	36.20%		646	5,244	291	14	1
Total Votes Cast	17,118	100.00%		2,099	14,037	933	43	6
Overvotes	0			0	0	0	0	0
Undervotes	2,800			475	2,044	264	15	2
Contest Totals	19,918			2,574	16,081	1,197	58	8

Proposition F – City of Dallas

Vote For 1

	TOTAL	VOTE %		Election Day	Early Voting	Ballot by mail	Provisional	Limited
For	9,145	57.66%		1,254	7,297	564	25	5
Against	6,716	42.34%		605	5,792	304	14	1
Total Votes Cast	15,861	100.00%		1,859	13,089	868	39	6
Overvotes	0			0	0	0	0	0
Undervotes	4,057			715	2,992	329	19	2
Contest Totals	19,918			2,574	16,081	1,197	58	8

Proposition G – City of Dallas

Vote For 1

	TOTAL	VOTE %		Election Day	Early Voting	Ballot by mail	Provisional	Limited
For	10,005	63.75%		1,278	8,078	618	27	4
Against	5,690	36.25%		557	4,863	259	10	1
Total Votes Cast	15,695	100.00%		1,835	12,941	877	37	5
Overvotes	0			0	0	0	0	0
Undervotes	4,223			739	3,140	320	21	3
Contest Totals	19,918			2,574	16,081	1,197	58	8

Summary Results Report
 Joint General and Special Election
 November 5, 2024

OFFICIAL RESULTS
 Combined Accumulated Totals
 COLLIN COUNTY

Proposition H – City of Dallas

Vote For 1

	TOTAL	VOTE %		Election Day	Early Voting	Ballot by mail	Provisional	Limited
For	6,454	40.06%		940	5,210	285	16	3
Against	9,655	59.94%		960	8,042	627	23	3
Total Votes Cast	16,109	100.00%		1,900	13,252	912	39	6
Overvotes	1			0	0	1	0	0
Undervotes	3,808			674	2,829	284	19	2
Contest Totals	19,918			2,574	16,081	1,197	58	8

Proposition I – City of Dallas

Vote For 1

	TOTAL	VOTE %		Election Day	Early Voting	Ballot by mail	Provisional	Limited
For	7,149	45.25%		1,048	5,699	373	24	5
Against	8,651	54.75%		810	7,313	513	14	1
Total Votes Cast	15,800	100.00%		1,858	13,012	886	38	6
Overvotes	0			0	0	0	0	0
Undervotes	4,118			716	3,069	311	20	2
Contest Totals	19,918			2,574	16,081	1,197	58	8

Proposition J – City of Dallas

Vote For 1

	TOTAL	VOTE %		Election Day	Early Voting	Ballot by mail	Provisional	Limited
For	8,176	53.07%		1,085	6,562	506	18	5
Against	7,229	46.93%		709	6,140	360	20	0
Total Votes Cast	15,405	100.00%		1,794	12,702	866	38	5
Overvotes	0			0	0	0	0	0
Undervotes	4,508			780	3,379	326	20	3
Contest Totals	19,913			2,574	16,081	1,192	58	8

Proposition L – City of Dallas

Vote For 1

	TOTAL	VOTE %		Election Day	Early Voting	Ballot by mail	Provisional	Limited
For	9,308	60.47%		1,202	7,483	595	23	5
Against	6,084	39.53%		588	5,197	283	15	1
Total Votes Cast	15,392	100.00%		1,790	12,680	878	38	6
Overvotes	0			0	0	0	0	0
Undervotes	4,521			784	3,401	314	20	2
Contest Totals	19,913			2,574	16,081	1,192	58	8

Summary Results Report
 Joint General and Special Election
 November 5, 2024

OFFICIAL RESULTS
 Combined Accumulated Totals
 COLLIN COUNTY

Proposition O – City of Dallas

Vote For 1

	TOTAL	VOTE %		Election Day	Early Voting	Ballot by mail	Provisional	Limited
For	11,124	71.11%		1,450	8,955	687	26	6
Against	4,519	28.89%		383	3,925	199	12	0
Total Votes Cast	15,643	100.00%		1,833	12,880	886	38	6
Overvotes	0			0	0	0	0	0
Undervotes	4,270			741	3,201	306	20	2
Contest Totals	19,913			2,574	16,081	1,192	58	8

Proposition P – City of Dallas

Vote For 1

	TOTAL	VOTE %		Election Day	Early Voting	Ballot by mail	Provisional	Limited
For	7,303	47.19%		1,008	5,856	414	20	5
Against	8,173	52.81%		804	6,873	476	19	1
Total Votes Cast	15,476	100.00%		1,812	12,729	890	39	6
Overvotes	0			0	0	0	0	0
Undervotes	4,437			762	3,352	302	19	2
Contest Totals	19,913			2,574	16,081	1,192	58	8

Proposition Q – City of Dallas

Vote For 1

	TOTAL	VOTE %		Election Day	Early Voting	Ballot by mail	Provisional	Limited
For	9,746	64.07%		1,309	7,851	555	26	5
Against	5,466	35.93%		469	4,683	301	12	1
Total Votes Cast	15,212	100.00%		1,778	12,534	856	38	6
Overvotes	0			0	0	0	0	0
Undervotes	4,701			796	3,547	336	20	2
Contest Totals	19,913			2,574	16,081	1,192	58	8

Proposition R – City of Dallas

Vote For 1

	TOTAL	VOTE %		Election Day	Early Voting	Ballot by mail	Provisional	Limited
For	9,393	56.40%		1,380	7,501	481	25	6
Against	7,262	43.60%		624	6,164	455	19	0
Total Votes Cast	16,655	100.00%		2,004	13,665	936	44	6
Overvotes	0			0	0	0	0	0
Undervotes	3,258			570	2,416	256	14	2
Contest Totals	19,913			2,574	16,081	1,192	58	8

Summary Results Report
 Joint General and Special Election
 November 5, 2024

OFFICIAL RESULTS
 Combined Accumulated Totals
 COLLIN COUNTY

Proposition S – City of Dallas

Vote For 1

	TOTAL	VOTE %		Election Day	Early Voting	Ballot by mail	Provisional	Limited
For	8,200	50.66%		1,320	6,433	421	20	6
Against	7,987	49.34%		569	6,890	508	20	0
Total Votes Cast	16,187	100.00%		1,889	13,323	929	40	6
Overvotes	0			0	0	0	0	0
Undervotes	3,726			685	2,758	263	18	2
Contest Totals	19,913			2,574	16,081	1,192	58	8

Proposition T – City of Dallas

Vote For 1

	TOTAL	VOTE %		Election Day	Early Voting	Ballot by mail	Provisional	Limited
For	6,437	40.15%		1,073	5,078	267	15	4
Against	9,596	59.85%		790	8,126	654	24	2
Total Votes Cast	16,033	100.00%		1,863	13,204	921	39	6
Overvotes	0			0	0	0	0	0
Undervotes	3,880			711	2,877	271	19	2
Contest Totals	19,913			2,574	16,081	1,192	58	8

Proposition U – City of Dallas

Vote For 1

	TOTAL	VOTE %		Election Day	Early Voting	Ballot by mail	Provisional	Limited
For	7,863	48.21%		1,148	6,266	426	20	3
Against	8,448	51.79%		741	7,167	514	23	3
Total Votes Cast	16,311	100.00%		1,889	13,433	940	43	6
Overvotes	0			0	0	0	0	0
Undervotes	3,602			685	2,648	252	15	2
Contest Totals	19,913			2,574	16,081	1,192	58	8

Proposition A – City of Josephine

Vote For 1

	TOTAL	VOTE %		Election Day	Early Voting	Ballot by mail	Provisional	Limited
For	720	70.73%		112	599	5	0	4
Against	298	29.27%		55	239	3	0	1
Total Votes Cast	1,018	100.00%		167	838	8	0	5
Overvotes	0			0	0	0	0	0
Undervotes	182			26	125	2	0	29
Contest Totals	1,200			193	963	10	0	34

Summary Results Report
 Joint General and Special Election
 November 5, 2024

OFFICIAL RESULTS
 Combined Accumulated Totals
 COLLIN COUNTY

Proposition B – City of Josephine, Josephine ETJ

Vote For 1

	TOTAL	VOTE %		Election Day	Early Voting	Ballot by mail	Provisional	Limited
For	1,220	52.09%		215	988	14	1	2
Against	1,122	47.91%		203	900	13	2	4
Total Votes Cast	2,342	100.00%		418	1,888	27	3	6
Overvotes	0			0	0	0	0	0
Undervotes	321			59	232	2	0	28
Contest Totals	2,663			477	2,120	29	3	34

City Council, Place 1 – City of Lavon

Vote For 1

	TOTAL	VOTE %		Election Day	Early Voting	Ballot by mail	Provisional	Limited
Mike Shepard	2,105	100.00%		343	1,744	18	0	0
Total Votes Cast	2,105	100.00%		343	1,744	18	0	0
Overvotes	0			0	0	0	0	0
Undervotes	1,322			237	1,062	20	3	0
Contest Totals	3,427			580	2,806	38	3	0

City Council, Place 3 – City of Lavon

Vote For 1

	TOTAL	VOTE %		Election Day	Early Voting	Ballot by mail	Provisional	Limited
Kay Wright	1,254	49.43%		203	1,038	13	0	0
Travis Jacob	1,283	50.57%		190	1,075	17	1	0
Total Votes Cast	2,537	100.00%		393	2,113	30	1	0
Overvotes	0			0	0	0	0	0
Undervotes	890			187	693	8	2	0
Contest Totals	3,427			580	2,806	38	3	0

City Council, Place 5 – City of Lavon

Vote For 1

	TOTAL	VOTE %		Election Day	Early Voting	Ballot by mail	Provisional	Limited
Lindsey Hedge	1,964	100.00%		317	1,628	19	0	0
Total Votes Cast	1,964	100.00%		317	1,628	19	0	0
Overvotes	0			0	0	0	0	0
Undervotes	1,463			263	1,178	19	3	0
Contest Totals	3,427			580	2,806	38	3	0

City Council, Ward 1 – City of Lowry Crossing

Vote For 1

	TOTAL	VOTE %		Election Day	Early Voting	Ballot by mail	Provisional	Limited
Chris Madrid	247	100.00%		41	192	14	0	0
Total Votes Cast	247	100.00%		41	192	14	0	0
Overvotes	0			0	0	0	0	0
Undervotes	111			30	77	4	0	0
Contest Totals	358			71	269	18	0	0

Summary Results Report
 Joint General and Special Election
 November 5, 2024

OFFICIAL RESULTS
 Combined Accumulated Totals
 COLLIN COUNTY

City Council, Ward 2 – City of Lowry Crossing

Vote For 1

	TOTAL	VOTE %		Election Day	Early Voting	Ballot by mail	Provisional	Limited
Tammy Hodges	187	100.00%	<div style="width: 100%; height: 10px; background-color: #f0e68c;"></div>	37	144	6	0	0
Total Votes Cast	187	100.00%	<div style="width: 100%; height: 10px; background-color: #f0e68c;"></div>	37	144	6	0	0
Overvotes	0			0	0	0	0	0
Undervotes	112			32	78	2	0	0
Contest Totals	299			69	222	8	0	0

City Council, Ward 3 – City of Lowry Crossing

Vote For 1

	TOTAL	VOTE %		Election Day	Early Voting	Ballot by mail	Provisional	Limited
Debby Gowen	167	47.71%	<div style="width: 47.71%; height: 10px; background-color: #f0e68c;"></div>	32	128	7	0	0
Eusebio (Joe) Trujillo III	183	52.29%	<div style="width: 52.29%; height: 10px; background-color: #f0e68c;"></div>	31	144	8	0	0
Total Votes Cast	350	100.00%	<div style="width: 100%; height: 10px; background-color: #f0e68c;"></div>	63	272	15	0	0
Overvotes	0			0	0	0	0	0
Undervotes	64			11	49	4	0	0
Contest Totals	414			74	321	19	0	0

Proposition A – City of McKinney

Vote For 1

	TOTAL	VOTE %		Election Day	Early Voting	Ballot by mail	Provisional	Limited
YES	40,494	48.89%	<div style="width: 48.89%; height: 10px; background-color: #f0e68c;"></div>	6,884	32,184	1,363	63	0
NO	42,339	51.11%	<div style="width: 51.11%; height: 10px; background-color: #f0e68c;"></div>	4,634	36,575	1,087	43	0
Total Votes Cast	82,833	100.00%	<div style="width: 100%; height: 10px; background-color: #f0e68c;"></div>	11,518	68,759	2,450	106	0
Overvotes	2			0	0	2	0	0
Undervotes	6,517			1,660	4,562	276	19	0
Contest Totals	89,352			13,178	73,321	2,728	125	0

Proposition B – City of McKinney

Vote For 1

	TOTAL	VOTE %		Election Day	Early Voting	Ballot by mail	Provisional	Limited
YES	35,696	44.15%	<div style="width: 44.15%; height: 10px; background-color: #f0e68c;"></div>	4,976	29,368	1,293	59	0
NO	45,152	55.85%	<div style="width: 55.85%; height: 10px; background-color: #f0e68c;"></div>	6,180	37,831	1,095	46	0
Total Votes Cast	80,848	100.00%	<div style="width: 100%; height: 10px; background-color: #f0e68c;"></div>	11,156	67,199	2,388	105	0
Overvotes	1			0	0	1	0	0
Undervotes	8,503			2,022	6,122	339	20	0
Contest Totals	89,352			13,178	73,321	2,728	125	0

Proposition C – City of McKinney

Vote For 1

	TOTAL	VOTE %		Election Day	Early Voting	Ballot by mail	Provisional	Limited
YES	59,584	74.22%	<div style="width: 74.22%; height: 10px; background-color: #f0e68c;"></div>	8,661	48,861	1,981	81	0
NO	20,696	25.78%	<div style="width: 25.78%; height: 10px; background-color: #f0e68c;"></div>	2,414	17,835	426	21	0
Total Votes Cast	80,280	100.00%	<div style="width: 100%; height: 10px; background-color: #f0e68c;"></div>	11,075	66,696	2,407	102	0
Overvotes	3			0	0	3	0	0
Undervotes	9,069			2,103	6,625	318	23	0
Contest Totals	89,352			13,178	73,321	2,728	125	0

Summary Results Report
 Joint General and Special Election
 November 5, 2024

OFFICIAL RESULTS
 Combined Accumulated Totals
 COLLIN COUNTY

Proposition D – City of McKinney

Vote For 1

	TOTAL	VOTE %		Election Day	Early Voting	Ballot by mail	Provisional	Limited
YES	58,619	72.81%		8,379	48,202	1,958	80	0
NO	21,888	27.19%		2,759	18,656	448	25	0
Total Votes Cast	80,507	100.00%		11,138	66,858	2,406	105	0
Overvotes	1			0	0	1	0	0
Undervotes	8,844			2,040	6,463	321	20	0
Contest Totals	89,352			13,178	73,321	2,728	125	0

Mayor – At Large – City of Princeton

Vote For 1

	TOTAL	VOTE %		Election Day	Early Voting	Ballot by mail	Provisional	Limited
Keith Schmitt	1,549	19.18%		349	1,172	25	3	0
Madelyn Awalt	439	5.43%		94	332	13	0	0
Eugene Escobar Jr.	2,185	27.05%		498	1,662	25	0	0
Brianna Chacon	3,312	41.00%		678	2,579	51	4	0
Sabrena Johnson	593	7.34%		133	453	7	0	0
Total Votes Cast	8,078	100.00%		1,752	6,198	121	7	0
Overvotes	0			0	0	0	0	0
Undervotes	2,373			563	1,740	66	4	0
Contest Totals	10,451			2,315	7,938	187	11	0

Seat No. 1 – At Large – City of Princeton

Vote For 1

	TOTAL	VOTE %		Election Day	Early Voting	Ballot by mail	Provisional	Limited
David Kleiber	3,123	46.40%		635	2,439	45	4	0
Terrance Johnson	3,608	53.60%		764	2,780	63	1	0
Total Votes Cast	6,731	100.00%		1,399	5,219	108	5	0
Overvotes	0			0	0	0	0	0
Undervotes	3,720			916	2,719	79	6	0
Contest Totals	10,451			2,315	7,938	187	11	0

Seat No. 2 – At Large – City of Princeton

Vote For 1

	TOTAL	VOTE %		Election Day	Early Voting	Ballot by mail	Provisional	Limited
Marlo Obera	3,238	48.08%		747	2,435	52	4	0
Cristina Todd	3,497	51.92%		710	2,723	64	0	0
Total Votes Cast	6,735	100.00%		1,457	5,158	116	4	0
Overvotes	0			0	0	0	0	0
Undervotes	3,716			858	2,780	71	7	0
Contest Totals	10,451			2,315	7,938	187	11	0

Collin County Seal
 Watermark Seal for Collin County.
 Collin County Government

Summary Results Report
 Joint General and Special Election
 November 5, 2024

OFFICIAL RESULTS
 Combined Accumulated Totals
 COLLIN COUNTY

Proposition A – Town of Weston

Vote For 1

	TOTAL	VOTE %		Election Day	Early Voting	Ballot by mail	Provisional	Limited
For	185	48.18%		33	149	3	0	0
Against	199	51.82%		45	149	5	0	0
Total Votes Cast	384	100.00%		78	298	8	0	0
Overvotes	0			0	0	0	0	0
Undervotes	32			8	21	2	1	0
Contest Totals	416			86	319	10	1	0

Proposition A – Allen ISD

Vote For 1

	TOTAL	VOTE %		Election Day	Early Voting	Ballot by mail	Provisional	Limited
For	27,671	56.16%		3,970	22,781	878	42	0
Against	21,604	43.84%		2,715	18,217	658	14	0
Total Votes Cast	49,275	100.00%		6,685	40,998	1,536	56	0
Overvotes	1			0	0	1	0	0
Undervotes	3,773			869	2,688	204	12	0
Contest Totals	53,049			7,554	43,686	1,741	68	0

Proposition B – Allen ISD

Vote For 1

	TOTAL	VOTE %		Election Day	Early Voting	Ballot by mail	Provisional	Limited
For	23,603	48.25%		3,240	19,606	723	34	0
Against	25,317	51.75%		3,370	21,122	801	24	0
Total Votes Cast	48,920	100.00%		6,610	40,728	1,524	58	0
Overvotes	0			0	0	0	0	0
Undervotes	4,129			944	2,958	217	10	0
Contest Totals	53,049			7,554	43,686	1,741	68	0

Proposition C – Allen ISD

Vote For 1

	TOTAL	VOTE %		Election Day	Early Voting	Ballot by mail	Provisional	Limited
For	26,100	53.38%		3,630	21,629	806	35	0
Against	22,797	46.62%		2,967	19,087	721	22	0
Total Votes Cast	48,897	100.00%		6,597	40,716	1,527	57	0
Overvotes	0			0	0	0	0	0
Undervotes	4,152			957	2,970	214	11	0
Contest Totals	53,049			7,554	43,686	1,741	68	0

Summary Results Report
 Joint General and Special Election
 November 5, 2024

OFFICIAL RESULTS
 Combined Accumulated Totals
 COLLIN COUNTY

For School Trustee - Bland ISD

Vote For 4

	TOTAL	VOTE %	Election Day	Early Voting	Ballot by mail	Provisional	Limited
Jeff Striplin	37	20.44%	4	33	0	0	0
Trent Poe	24	13.26%	2	22	0	0	0
Andrew W. Rainey	30	16.57%	1	28	0	0	1
Wendi A. Dunn	29	16.02%	2	27	0	0	0
Cody Welborn	33	18.23%	2	31	0	0	0
Kendal Wright	28	15.47%	4	24	0	0	0
Total Votes Cast	181	100.00%	15	165	0	0	1
Overvotes	0		0	0	0	0	0
Undervotes	391		69	291	0	0	31
Contest Totals	572		84	456	0	0	32

Proposition A – Celina ISD

Vote For 1

	TOTAL	VOTE %	Election Day	Early Voting	Ballot by mail	Provisional	Limited
For	5,366	54.70%	694	4,570	99	3	0
Against	4,443	45.30%	646	3,693	94	10	0
Total Votes Cast	9,809	100.00%	1,340	8,263	193	13	0
Overvotes	0		0	0	0	0	0
Undervotes	820		164	627	26	3	0
Contest Totals	10,629		1,504	8,890	219	16	0

Proposition A – Frisco ISD

Vote For 1

	TOTAL	VOTE %	Election Day	Early Voting	Ballot by mail	Provisional	Limited
FOR	30,465	43.08%	4,456	25,053	925	31	0
AGAINST	40,256	56.92%	6,417	32,840	945	54	0
Total Votes Cast	70,721	100.00%	10,873	57,893	1,870	85	0
Overvotes	0		0	0	0	0	0
Undervotes	8,391		1,982	6,048	341	20	0
Contest Totals	79,112		12,855	63,941	2,211	105	0

Collin County seal
 Watermark Seal for Collin County.
 Collin County Government

Proposition B – Frisco ISD

Vote For 1

	TOTAL	VOTE %	Election Day	Early Voting	Ballot by mail	Provisional	Limited
FOR	34,245	48.18%	5,222	27,922	1,060	41	0
AGAINST	36,839	51.82%	5,704	30,266	823	46	0
Total Votes Cast	71,084	100.00%	10,926	58,188	1,883	87	0
Overvotes	1		0	0	1	0	0
Undervotes	8,027		1,929	5,753	327	18	0
Contest Totals	79,112		12,855	63,941	2,211	105	0

Summary Results Report
 Joint General and Special Election
 November 5, 2024

OFFICIAL RESULTS
 Combined Accumulated Totals
 COLLIN COUNTY

Proposition C – Frisco ISD

Vote For 1

	TOTAL	VOTE %		Election Day	Early Voting	Ballot by mail	Provisional	Limited
FOR	30,423	43.08%		4,480	24,994	911	38	0
AGAINST	40,205	56.92%		6,340	32,863	953	49	0
Total Votes Cast	70,628	100.00%		10,820	57,857	1,864	87	0
Overvotes	0			0	0	0	0	0
Undervotes	8,484			2,035	6,084	347	18	0
Contest Totals	79,112			12,855	63,941	2,211	105	0

Proposition D – Frisco ISD

Vote For 1

	TOTAL	VOTE %		Election Day	Early Voting	Ballot by mail	Provisional	Limited
FOR	19,245	27.30%		2,848	15,833	540	24	0
AGAINST	51,254	72.70%		7,949	41,915	1,328	62	0
Total Votes Cast	70,499	100.00%		10,797	57,748	1,868	86	0
Overvotes	1			0	0	1	0	0
Undervotes	8,612			2,058	6,193	342	19	0
Contest Totals	79,112			12,855	63,941	2,211	105	0

For School Trustee - Princeton ISD

Vote For 3

	TOTAL	VOTE %		Election Day	Early Voting	Ballot by mail	Provisional	Limited
Bianca Washington	5,189	25.37%		1,089	4,021	76	3	0
Carlos Cuellar	3,942	19.27%		824	3,031	83	4	0
Duane Kelly	3,780	18.48%		814	2,896	65	5	0
Terry Gilmore	3,491	17.07%		749	2,682	57	3	0
Dana Pendland Jones	2,233	10.92%		382	1,781	69	1	0
Mike Talley	1,821	8.90%		326	1,461	32	2	0
Total Votes Cast	20,456	100.00%		4,184	15,872	382	18	0
Overvotes	6			0	0	6	0	0
Undervotes	26,374			5,899	19,912	527	36	0
Contest Totals	46,836			10,083	35,784	915	54	0

Collin County seal
 Watermark Seal for Collin County.
 Collin County Government

Proposition A – Rockwall ISD

Vote For 1

	TOTAL	VOTE %		Election Day	Early Voting	Ballot by mail	Provisional	Limited
FOR	2	50.00%		0	1	1	0	0
AGAINST	2	50.00%		0	1	1	0	0
Total Votes Cast	4	100.00%		0	2	2	0	0
Overvotes	0			0	0	0	0	0
Undervotes	1			0	0	0	0	1
Contest Totals	5			0	2	2	0	1

Summary Results Report
 Joint General and Special Election
 November 5, 2024

OFFICIAL RESULTS
 Combined Accumulated Totals
 COLLIN COUNTY

Proposition B – Rockwall ISD

Vote For 1

	TOTAL	VOTE %	Election Day	Early Voting	Ballot by mail	Provisional	Limited
FOR	2	50.00%	0	1	1	0	0
AGAINST	2	50.00%	0	1	1	0	0
Total Votes Cast	4	100.00%	0	2	2	0	0
Overvotes	0		0	0	0	0	0
Undervotes	1		0	0	0	0	1
Contest Totals	5		0	2	2	0	1

Proposition C – Rockwall ISD

Vote For 1

	TOTAL	VOTE %	Election Day	Early Voting	Ballot by mail	Provisional	Limited
FOR	2	50.00%	0	1	1	0	0
AGAINST	2	50.00%	0	1	1	0	0
Total Votes Cast	4	100.00%	0	2	2	0	0
Overvotes	0		0	0	0	0	0
Undervotes	1		0	0	0	0	1
Contest Totals	5		0	2	2	0	1

Proposition D – Rockwall ISD

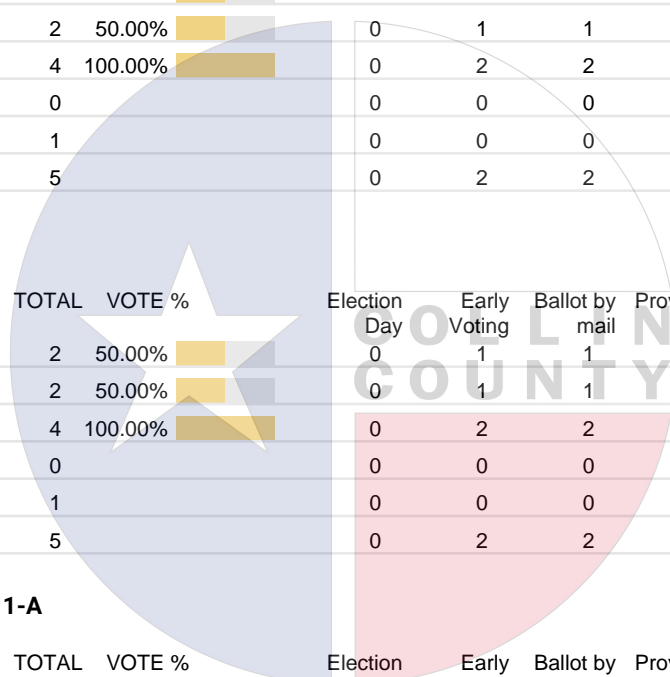
Vote For 1

	TOTAL	VOTE %	Election Day	Early Voting	Ballot by mail	Provisional	Limited
FOR	2	50.00%	0	1	1	0	0
AGAINST	2	50.00%	0	1	1	0	0
Total Votes Cast	4	100.00%	0	2	2	0	0
Overvotes	0		0	0	0	0	0
Undervotes	1		0	0	0	0	1
Contest Totals	5		0	2	2	0	1

Proposition A – East Fork FWSD No. 1-A

Vote For 1

	TOTAL	VOTE %	Election Day	Early Voting	Ballot by mail	Provisional	Limited
FOR	57	80.28%	12	43	2	0	0
AGAINST	14	19.72%	3	10	1	0	0
Total Votes Cast	71	100.00%	15	53	3	0	0
Overvotes	0		0	0	0	0	0
Undervotes	9		4	4	1	0	0
Contest Totals	80		19	57	4	0	0



Summary Results Report
 Joint General and Special Election
 November 5, 2024

OFFICIAL RESULTS
 Combined Accumulated Totals
 COLLIN COUNTY

Proposition B – East Fork FWSD No. 1-A

Vote For 1

	TOTAL	VOTE %		Election Day	Early Voting	Ballot by mail	Provisional	Limited
FOR	52	73.24%		11	39	2	0	0
AGAINST	19	26.76%		4	14	1	0	0
Total Votes Cast	71	100.00%		15	53	3	0	0
Overvotes	0			0	0	0	0	0
Undervotes	9			4	4	1	0	0
Contest Totals	80			19	57	4	0	0

Proposition A – Seis Lagos SUD

Vote For 1

	TOTAL	VOTE %		Election Day	Early Voting	Ballot by mail	Provisional	Limited
FOR	637	53.44%		131	481	24	1	0
AGAINST	555	46.56%		82	462	11	0	0
Total Votes Cast	1,192	100.00%		213	943	35	1	0
Overvotes	0			0	0	0	0	0
Undervotes	77			24	50	3	0	0
Contest Totals	1,269			237	993	38	1	0

Proposition A – Collin County MUD No. 10

Vote For 1

	TOTAL	VOTE %		Election Day	Early Voting	Ballot by mail	Provisional	Limited
For	1	100.00%		0	1	0	0	0
Against	0	0.00%		0	0	0	0	0
Total Votes Cast	1	100.00%		0	1	0	0	0
Overvotes	0			0	0	0	0	0
Undervotes	1			0	1	0	0	0
Contest Totals	2			0	2	0	0	0




Proposition B – Collin County MUD No. 10

Vote For 1

	TOTAL	VOTE %		Election Day	Early Voting	Ballot by mail	Provisional	Limited
For	1	100.00%		0	1	0	0	0
Against	0	0.00%		0	0	0	0	0
Total Votes Cast	1	100.00%		0	1	0	0	0
Overvotes	0			0	0	0	0	0
Undervotes	1			0	1	0	0	0
Contest Totals	2			0	2	0	0	0




Proposition C – Collin County MUD No. 10

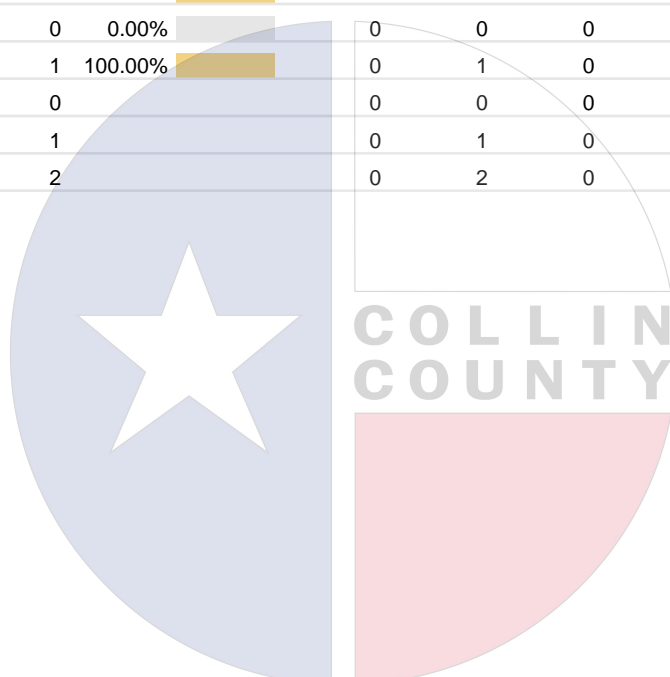
Vote For 1

	TOTAL	VOTE %		Election Day	Early Voting	Ballot by mail	Provisional	Limited
For	1	100.00%		0	1	0	0	0
Against	0	0.00%		0	0	0	0	0
Total Votes Cast	1	100.00%		0	1	0	0	0
Overvotes	0			0	0	0	0	0
Undervotes	1			0	1	0	0	0
Contest Totals	2			0	2	0	0	0

Proposition D – Collin County MUD No. 10

Vote For 1

	TOTAL	VOTE %		Election Day	Early Voting	Ballot by mail	Provisional	Limited
For	1	100.00%		0	1	0	0	0
Against	0	0.00%		0	0	0	0	0
Total Votes Cast	1	100.00%		0	1	0	0	0
Overvotes	0			0	0	0	0	0
Undervotes	1			0	1	0	0	0
Contest Totals	2			0	2	0	0	0



Collin County Seal
 Watermark Seal for Collin County.
 Collin County Government